

2009 MEDIA GUIDE

CLEMSON BASEBALL

2009

Adam Ward, C

Matt Vaughn, RHP
2009 Captain

**solid
orange**


IT'S ABOUT PRIDE

clemtigers.com



DOUG KINGSMORE STADIUM

EXPERIENCE TRUE HOME FIELD ADVANTAGE



CLEMSON BASEBALL CLEMSON BASEBALL CLEMSON BASEBALL CLEMSON BASEBALL CLEMSON BASEBALL



2009 COACHING STAFF



JACK LEGGETT Head Coach 16th Season	TOM RIGINOS Associate Head Coach 7th Season	KYLE BUNN Assistant Coach 2nd Season	MICHAEL JOHNSON Volunteer Assistant Coach 1st Season
--	--	---	---

Table of Contents

Bios	
Balliet, Roberta (Administrative Assistant)	24
Barker, James F. (President)	108
Bunn, Kyle (Assistant Coach)	22
Douglas, Bobby (Director of Academic Services)	24
Hennessy, Brian (Associate SID)	24
Johnson, Michael (Volunteer Assistant Coach)	23
Leggett, Jack (Head Coach)	14-20
Owens, Brad (Director of Baseball Operations)	24
Phillips, Dr. Terry Don (Athletic Director)	109
Players, Rookie	49-51
Players, Veteran & Red-Shirt	28-48
Riginos, Tom (Associate Head Coach)	21
Seniors & Pro Signees, 2008	98,99
Wilhelm, Bill (Former Head Coach)	174

Clemson Baseball Information	
Against All Competition	58,59
Bat Girls	25
Community Service	113
Compliance, NCAA	112
Date, Record By	59
Directions to Doug Kingsmore Stadium	2
Facilities, Athletic	114
Glossary	10-13
Grounds Crew, Baseball	115
Major League Influence	122-125
Media Information	2
Media Outlets	3
Omaha Challenge	52
Opponents, 2009	53-57
Outlook, 2009	7-9
Parking Map	6
Pro Signees	126,127
Pro Tigers, 2008	128
Quick Facts	6
Radio Network (Clemson Tiger Sports Network)	25
Results, 2009 Opponent Game-By-Game	60-66
Roster, 2009 Radio/Television	26
Rosters, 2009 Numerical, Alphabetical, & Position	4,5
Schedule, 2009	1
Stadium, Doug Kingsmore	116-119
Staff, Athletic Department	110,111
Tradition, Championship	120,121
University Profile	101-107

Records	
Academic Honor Roll Members, ACC	158
ACC Tournament	164,165
All-ACC Selections	157
All-Americans	152-155
Batting (Individual)	130
Batting & Fielding Stats, Yearly (Team)	132
Career (Individual)	138,139
Coaches, Assistant	173
Coaches, Head	175
Honors (Individual)	156,157
Innings, Highest Scoring	162
Last Time It Happened	192
Leaders, Yearly	140-145
Lettermen	160,161
NCAA Stat Rankings, Top-25	159
NCAA Tournament	166,167
No-Hitters	131
Pitching (Individual)	131
Pitching, Yearly (Team)	133
Polls, Weekly (Clemson Rankings From 1987-08)	163
Results, Season Game-By-Game	176-191
Results, Yearly	175
Season (Individual)	135-137
Stats, Individual Career (ACC Era)	146-151
Streaks, Hitting	130
Streaks, Winning	134
Team	134
Timeline, Historical	168-173

Review, 2008	
ACC Baseball	82
Batting, Game-By-Game (Individual)	75
Boxscores	83-97
Home Runs	74
Honors (Individual)	80
Notes	68,69
Pitching, Game-By-Game (Individual Career)	76-78
Results, Game-By-Game	71
Stats, ACC Regular-Season	72
Stats, Career (2009 Players)	72
Stats, Overall	70
Stats, Postseason	73
Story	79-81
Superlatives, Team & Individual	74

2009 Schedule

Date	Day	Opponent	Radio/TV	Time
2-20	Fri.	Charlotte	WCCP	4:00
2-21	Sat.	Charlotte	WCCP	2:00
2-22	Sun.	Charlotte	WCCP	1:00
2-25	Wed.	Wofford	WCCP	4:00
2-28	Sat.	South Carolina	WCCP	2:00
3-1	Sun.	at South Carolina	CTSN	1:30
3-4	Wed.	North Carolina-Asheville	WCCP	4:00
3-6	Fri.	* at North Carolina	CTSN	3:00
3-7	Sat.	* at North Carolina	CTSN	2:00
3-8	Sun.	* at North Carolina	CTSN	1:00
3-10	Tue.	Michigan State	WCCP	4:00
3-11	Wed.	# Michigan State	WCCP	7:00
3-13	Fri.	* Wake Forest	CTSN	4:00
3-14	Sat.	* Wake Forest	CTSN	2:00
3-15	Sun.	* Wake Forest	CTSN	1:00
3-17	Tue.	Presbyterian	WCCP	6:30
3-18	Wed.	South Carolina-Upstate	WCCP	6:30
3-20	Fri.	* at Florida State	CTSN	6:00
3-21	Sat.	* at Florida State	CTSN	6:00
3-22	Sun.	* at Florida State	CTSN	1:00
3-24	Tue.	Elon	WCCP	6:30
3-25	Wed.	Elon	WCCP	6:30
3-27	Fri.	* at Boston College	CTSN	2:30
3-28	Sat.	* at Boston College	CTSN	1:30
3-29	Sun.	* at Boston College	CTSN	*11:30
3-31	Tue.	at Georgia	CTSN	7:00
4-1	Wed.	Georgia	CTSN	6:30
4-3	Fri.	* Duke	CTSN	6:30
4-4	Sat.	* Duke	CTSN	6:30
4-5	Sun.	* Duke	CTSN	1:00
4-7	Tue.	Furman	WCCP	6:30
4-8	Wed.	South Carolina	CTSN	7:00
4-10	Fri.	* Miami (FL)	CTSN	6:30
4-11	Sat.	* Miami (FL)	CTSN	6:30
4-12	Sun.	* Miami (FL)	CTSN	1:00
4-14	Tue.	at Western Carolina	WCCP	7:00
4-15	Wed.	Western Carolina	WCCP	6:30
4-17	Fri.	* at Virginia Tech	CTSN	5:30
4-18	Sat.	* at Virginia Tech	CTSN	5:30
4-19	Sun.	* at Virginia Tech	CTSN	1:00
4-21	Tue.	Coastal Carolina	CTSN	6:30
4-22	Wed.	at South Carolina	CTSN	7:00
4-24	Fri.	* Georgia Tech	CTSN	6:30
4-25	Sat.	* Georgia Tech	CTSN	6:30
4-26	Sun.	* Georgia Tech	CTSN	1:00
5-2	Sat.	* Maryland	CTSN	6:30
5-3	Sun.	* Maryland	CTSN	6:30
5-4	Mon.	* Maryland	CTSN	1:00
5-6	Wed.	# Furman	WCCP	7:00
5-8	Fri.	North Carolina-Wilmington	WCCP	6:30
5-9	Sat.	North Carolina-Wilmington	WCCP	6:30
5-10	Sun.	North Carolina-Wilmington	WCCP	1:00
5-12	Tue.	College of Charleston	WCCP	6:30
5-14	Thu.	* at N.C. State	CTSN	6:30
5-15	Fri.	* at N.C. State	CTSN	6:30
5-16	Sat.	* at N.C. State	CTSN,RSN	1:00

* - ACC regular-season game; # - Greenville, SC (Fluor Field); * - AM; CTSN - Clemson Tiger Sports Network broadcast; WCCP - 104.9 FM (Clemson, SC) broadcast; RSN - Regional Sports Network telecast; Note: Home games in **bold**; all times are PM and Eastern unless otherwise noted.

The 2009 Clemson Baseball Media Guide was designed, written, and edited by Associate Sports Information Director **Brian Hennessy**. Statistical, editorial, and graphic assistance provided by **Sam Blackman**, **Tim Bourret**, **Trey McCurry**, and **Phillip Sikes**. The four cover designs were done by Clemson Sports Information Graduate Assistant **Jeff Kallin**. Printing executed by Martin Printing Company, Inc. of Easley, SC.

Special thanks to the late **Bob Bradley**, who served Clemson athletics for 45 years in the sports information department and provided most of the information contained in the record section. Thanks to the late **Alan Mohrmann** of Greenville, SC for statistical research.

For extra copies, send a check for \$12 to the Clemson SID Office. See page 2 for mailing information.

Photo Credits

Cover photos courtesy of **Mark Crammer** and **Patrick Wright**. Interior photos courtesy of **Ashley Adams**, **Dennis Bancroft**, **Kevin Bray**, **Eddie Cliffe**, **Mark Crammer**, **Frankie Creel**, **Tommy Crumpton**, **Jim Graham**, **David Lann**, **Mitchell Layton**, **Earle Martin**, **Roy Philpott**, **Randy Rampey**, **Charlie Smith**, **Todd Van Ernst**, **Vern Verna**, **Bob Waldrop**, **Patrick Wright**, and Major League Baseball.

Media Information

ACC Media Relations

Steve Phillips is the baseball media relations contact for the ACC office. He can be reached at (336) 851-6062 or sphillips@theacc.org.

Credentials

Members of the working press who desire a media credential to a Clemson baseball home game should contact **Brian Hennessy** in the Clemson SID Office at (864) 656-1921. There is space for 13 writers in the press box in the Doug Kingsmore Stadium press areas, plus booths for each team's radio network. Season credentials and credentials on a game-by-game basis are issued. Members of the media must request a pass at least one day prior to each game/series to ensure admittance.

Email Distribution List

Notes, stats, stories, and other information is emailed out on a series basis from the Clemson SID Office. Contact **Brian Hennessy** (bhennes@clemson.edu) to be put on the email list.

Internet/Telephone Services

The press box features the most up-to-date phone and wireless internet services.

Directions to Kingsmore Stadium

From Atlanta, GA

Take I-85 north to exit 14 in South Carolina. Take a left, which crosses over the interstate, onto South Carolina Highway 187 until the road runs into U.S. Highway 76 and 28. Make a left at this traffic light. *Stay on this road until the Highway 93 exit, where you will exit and take a left at the stoplight. The route runs into the campus. Stay straight until you reach the second stoplight after the tennis courts (tennis courts will be on the left). Take a left at the stoplight and then take the first right into the McFadden Building parking lot.

From Columbia, SC

Take I-26 west and exit onto I-385 west until it reaches I-85. Take I-85 south until it reaches exit 19-B. Take exit 19-B and follow the directions from Atlanta starting at the * symbol to arrive at the stadium.

From Greenville, SC

Take I-85 south until it reaches exit 19-B. Take exit 19-B and follow the directions from Atlanta starting at the * symbol to arrive at the stadium.

Leggett Availability

The best time to reach Head Coach **Jack Leggett** is weekday mornings. Please contact **Brian Hennessy** at (864) 656-1921 to set up an interview with Leggett.

Parking

Members of the media are requested to park in the McFadden Building parking lot, located on the hill above the stadium (behind home plate). The lot is reserved for media members with a parking pass, however, there are limited spaces. There is also parking available beyond the outfield fence and in Memorial Stadium's west endzone parking lot.

Photographer Positions

Television-camera persons are allowed to film from the television booth in the press box when there is not a live telecast. There are also patio areas on both sides of the press box that are available for filming. Positions are on a first-come, first-serve basis. Still photographers are allowed on the playing field, but only in "lined-off" areas near each dugout. Those positions are also on a first-come, first-serve basis.

Player Availability

Player interviews are conducted before a particular practice when the team does not have a game. Please notify **Brian Hennessy** if you plan to attend practice. If attendance at practice is not possible, the Clemson SID Office can set up a phone interview. Campus and cell phone numbers for players will not be provided.

Postgame Interviews

Postgame interviews take place outside the dugout of each team. A member of the Clemson SID Office will retrieve requested players from the locker room. The locker room is closed to the media. Please see the opponent's SID for its postgame interview procedure.



Postgame Stats

A final boxscore is provided for all home games at Doug Kingsmore Stadium. A typed play-by-play is also available upon request. A final boxscore (pdf) and game story is emailed within one hour of the conclusion of each home game. For any other requests, please see **Brian Hennessy** or another member of the Clemson SID Office prior to the conclusion of the game.

Press Entrance

Enter Doug Kingsmore Stadium at the gate behind home plate or near the left-field foul pole. Behind the stadium, the facility has an elevator and stairs leading up to the enclosed press box.

SID Contact Information

Jervy Athletic Center
100 Perimeter Road
P.O. Box 632
Clemson, SC 29633

Office Phone Number:.....(864) 656-2114

Fax Number:.....(864) 656-0299

Press Box Phone Number:.....(864) 656-7731

Website

Clemson boxscores, releases, statistics, bios, live stats, and other items are all available on the internet. Find us at ClemsonTigers.com. Statistics are updated following every game. Game notes are also provided in pdf format.

Will Call

Press will call is at the left-field entrance.

Clemson SID Staff



Tim Bourret

Assistant AD, Sports Information
Office - (864) 656-1926
Email - btimoth@clemson.edu



Sam Blackman

Senior Associate SID
Office - (864) 656-1924
Email - blackmj@clemson.edu



Brian Hennessy

Associate SID, Baseball
Office - (864) 656-1921
Email - bhennes@clemson.edu



Phillip Sikes

Associate SID
Office - (864) 656-1985
Email - philips@clemson.edu



Libby Kehn

Webmaster & Assistant SID
Office - (864) 656-4218
Email - elizabk@clemson.edu



Christine Long

Assistant SID
Office - (864) 656-1920
Email - longc@clemson.edu



Trey McCurry

SID Graduate Assistant, Baseball
Office - (864) 656-2114
Email - emccurr@clemson.edu

Media Outlets

Internet

CollegeBaseballInsider.com

Phil Stanton, Co-Editor
P.O. Box 8235
Richmond, VA 23236
Phone (804) 836-5897
Email... phil@collegebaseballinsider.com
Website... CollegeBaseballInsider.com

CUTigers.com

Roy Philpott, Beat Writer
115 Birch Meadow Drive
Piedmont, SC 29673
Phone (864) 356-5595
Email... rphilpo@cutigers.com
Website... CUTigers.com

Rivals.com

Kendall Rogers, College Baseball Editor
10 Cadillac Drive, Suite 400
Brentwood, TN 37027
Phone (615) 507-3935
Email... rogersk@yahoo-inc.com
Website... CollegeBaseballRivals.com

SEBaseball.com

Mark Etheridge, Publisher
6019 Garden Oaks Drive
Tuscaloosa, AL 35405
Phone (205) 562-7977
Email... sebaseball@rivals.com
Website... SEBaseball.com

TigerIllustrated.com

Cris Ard, Publisher
Larry Williams, Senior Writer
P.O. Box 201
Clemson, SC 29633
Email... larrywill7@yahoo.com
Website... TigerIllustrated.com

TigerNet.com

David Hood, Senior Writer
109 Monroe Drive
Simpsonville, SC 29681
Phone (864) 346-2779
Email... davidhood@tigernet.com
Website... TigerNet.com

National

Baseball America

John Manuel, Editor in Chief
Aaron Fitt, National Writer
4319 South Alston Avenue, Suite 103
Durham, NC 27713
Phone (919) 682-9635 x114
Email... aaronfitt@baseballamerica.com
Website... BaseballAmerica.com

Collegiate Baseball

Lou Pavlovich, Jr., Editor
P.O. Box 50566
Tucson, AZ 85703
Phone (520) 623-4530
Email... lou@baseballnews.com
Website... BaseballNews.com

USA Today/Sports Weekly

Andy Gardiner, College Writer
7950 Jones Branch Drive
McLean, VA 22108
Phone (703) 854-8013
Email... agardiner@usatoday.com
Website... USAToday.com

Print

Anderson Independent-Mail

Greg Wallace, Beat Writer
P.O. Box 2507
1000 Williamston Road
Anderson, SC 29622
Phone (864) 260-1238
Email... wallaceg@independentmail.com
Website... IndependentMail.com

The Augusta Chronicle

Scott Michaux, Sports Columnist
725 Broad Street
Augusta, GA 30903
Phone (800) 622-6358
Email... scottmichaux@augustachronicle.com
Website... AugustaChronicle.com

The (Charleston) Post & Courier

Travis Sawchik, Beat Writer
100 Lewis Drive, Unit 9B
Greenville, SC 29605
Phone (864) 293-0181
Email... tsawchik@postandcourier.com
Website... Charleston.net

The Charlotte Observer

Harry Pickett, Deputy Sports Editor
P.O. Box 30308
Charlotte, NC 28230
Phone (704) 358-5125
Email... obsports@charlotteobserver.com
Website... CharlotteObserver.com

The (Clemson University) Tiger

Daniel Taylor, Sports Editor
P.O. Box 1586
Clemson, SC 29633
Phone (864) 656-6269
Email... sports@thetigernews.com
Website... TheTigerNews.com

The (Columbia) State

Paul Strelow, Beat Writer
122 Rolling Oak Drive
Easley, SC 29642
Phone (864) 653-0361
Email... pstrelow@thestate.com
Website... TheState.com

The (Florence) Morning News

Marc Haselden, Assistant Sports Editor
310 South Dargin Street
Florence, SC 29501
Phone (843) 317-7271
Email... mhaselden@florencenews.com
Website... MorningNewsOnline.com

The Greenville News

Ed McGranahan, Beat Writer
P.O. Box 1688
Greenville, SC 29602
Phone (864) 423-5480
Email... emcgrana@greenvillenews.com
Website... GreenvilleOnline.com

The (Myrtle Beach) Sun News

Shane Bowen, Sports Editor
P.O. Box 406
Myrtle Beach, SC 29578
Phone (800) 568-1800 x294
Email... sbowen@thesunnews.com
Website... MyrtleBeachOnline.com

The (Orangeburg) Times & Democrat

Thomas Grant, Sports Writer

P.O. Drawer 1766
Orangeburg, SC 29116
Phone (803) 534-1060
Email... sports@timesanddemocrat.com
Website... TheTAndD.com

The (Rock Hill) Herald

Gary McCann, Sports Editor
132 West Main Street
Rock Hill, SC 29730
Phone (803) 329-4074
Email... gmccann@heraldonline.com
Website... HeraldOnline.com

(Seneca) Daily Journal/Messenger

Will Vandervort, Sports Editor
210 West North 1st Street
Seneca, SC 29679
Phone (864) 882-2375
Email... willv@dailyjm.com
Website... UpstateToday.com

Spartanburg Herald-Journal

Eric Boynton, Beat Writer
P.O. Box 1657
Spartanburg, SC 29304
Phone (864) 562-7241
Email... eric.boynton@shj.com
Website... GoUpstate.com

The (Sumter) Item

Dennis Brunson, Sports Editor
20 North Magnolia Street
Sumter, SC 29151
Phone (803) 774-1241
Email... dennisb@theitem.com
Website... TheItem.com

Radio

WSBF-FM (88.1)

Graham Fowler, General Manager
315 Hendrix Center
Clemson, SC 29634
Phone (864) 656-4010
Email... program@wsbf.net
Website... WSBF.net

WCCP-FM (104.9)

Dan Scott, Sports Director
336 Silver Creek Road
Central, SC 29630
Phone (864) 903-1324
Email... dan@wccpfm.com
Website... WCCPFM.com

WRIX-FM (103.1)

Ron Scarborough, Talk-Show Host
Joel Kay, Talk-Show Host
102 East Shockley Ferry Road
Anderson, SC 29624
Phone (864) 505-5071
Email... esp@wrixfm103.com
Website... WRIXFM103.com

WORD-FM (106.3)

Ed Jensen, Sports
25 Garlington Road
Greenville, SC 29615
Phone (864) 241-4230
Email... ejensen@entercom.com
Website... NewsRadioWord.com

South Carolina Radio Network

Phil Kornblut, Sports Director
Kevin McCrayer, Sports
3710 Landmark Drive, Suite 100
Columbia, SC 29204
Phone (803) 790-4300
Email... philtalk@live.com
Website... SportsTalkGoLive.com

Specialty

Clemson Tiger Sports Network

Robert Stockhausen, General Manager
Don Munson, Play-By-Play Announcer
135 Old Greenville Highway, Suite 203
Clemson, SC 29633
Phone (864) 654-5544
Email... rstockhausen@clemsontigersp.com

(IPTAY) Orange & White

Phil Batson, Editor
Kerry Capps, Associate Editor
Dale Capps, Beat Writer
P.O. Box 828
Clemson, SC 29633
Phone (864) 260-1230
Email... batsonpr@oandw.com

Television

WYFF (NBC, Ch. 4)

Geoff Hart, Sports Director
505 Rutherford Street
Greenville, SC 29609
Phone (864) 240-5265
Email... gshart@hearst.com
Website... WYFF4.com

WHNS (Fox, Ch. 21)

Anthony Cox, Sports Director
21 Interstate Court
Greenville, SC 29615
Phone (864) 213-2222
Email... anthony.cox@foxcarolina.com
Website... FoxCarolina.com

WSPA (CBS, Ch. 7)

Pete Yanity, Sports Director
P.O. Box 1717
Spartanburg, SC 29304
Phone (864) 587-5452
Email... pyanity@wspa.com
Website... WSPA.com

WNEG (Ch. 32)

Cody Chaffins, Sports Director
802 East Doyle Street
Toccoa, GA 30577
Phone (706) 886-0032
Email... cchaffins@wneg32.com
Website... WNEG32.com

WIS (NBC, Ch. 10)

Rick Henry, Sports Director
P.O. Box 367
Columbia, SC 29201
Phone (803) 758-1288
Email... rhenry@wistv.com
Website... WISTV.com

WLTX (CBS, Ch. 19)

Bob Shields, Sports Director
6027 Garners Ferry Road
Columbia, SC 29209
Phone (803) 776-3600
Email... bobshields@wltx.com
Website... WLTX.com

WOLO (ABC, Ch. 25)

Tim Hill, Sports Director
1200 Main Street
Columbia, SC 29201
Phone (803) 735-9605
Email... thill@wolo.com
Website... ABCColumbia.com

WBTW (CBS, Ch. 13)

Matt Lincoln, Sports Director
101 McDonald Court
Myrtle Beach, SC 29588
Phone (843) 294-8402
Email... mlincoln@wbttw.com
Website... SCNow.com

WCIV (ABC, Ch. 4)

Scott Eisberg, Sports Anchor
888 Allbritton Boulevard
Mount Pleasant, SC 29464
Phone (843) 849-3564
Email... seisberg@abcnews4.com
Website... WCIV.com

Comcast/Charter Sports Southeast

Lori Phillips, Marketing Coordinator
2925 Courtyards Drive
Norcross, GA 30071
Phone (770) 559-2742
Email... lori_phillips@cable.comcast.com
Website... CSS-Sports.com

FSN South

Kate Hart, Media Relations Manager
1175 Peachtree Street, Northeast
100 Colony Square, Suite 200
Atlanta, GA 30361
Phone (404) 230-7318
Email... kate.hart@foxsports.net
Website... FoxSports.com

Wire Service

(Columbia) Associated Press

Pete Iacobelli, Sports Writer
1311 Marion Street
Columbia, SC 29201
Phone (803) 799-5510
Email... piacobelli@ap.org
Website... AP.org

Numerical

#	Player	Pos.	B-T	Hgt	Wgt	Cl.	Exp.	Hometown	Previous School
2	Jason Stolz	INF	R-R	6-2	195	Fr.	HS	Marietta, GA	Kell HS
3	Jeff Schaus	OF	L-R	6-1	190	So.	1VL	Naples, FL	Barron Collier HS
4	John Hinson	INF	L-R	6-0	180	So.	1VL	Asheville, NC	A.C. Reynolds HS
5	Mike Freeman	INF	L-R	5-11	185	Jr.	1VL	Orlando, FL	University of Georgia
6	Stan Widmann	INF	R-R	5-11	180	*Gr.	4VL	Hurst, TX	L.D. Bell HS
8	Clinton McKinney	RHP	R-R	6-1	200	Sr.	1VL	Greenville, SC	UNC Greensboro
9	Phil Pohl	C	R-R	5-10	195	Fr.	HS	Cooperstown, NY	Cooperstown Central HS
10	Ben Paulsen	1B	L-R	6-3	195	Jr.	2VL	Acworth, GA	Kell HS
12	Wilson Boyd	OF	L-L	5-8	180	*Jr.	2VL	Hickory, NC	Hickory HS
13	Brad Miller	INF	L-R	6-0	175	Fr.	HS	Windermere, FL	Olympia HS
15	Graham Stoneburner	RHP	R-R	6-0	185	*So.	1VL	Richmond, VA	Mills E. Godwin HS
17	John Nester	C/1B	R-R	6-0	200	So.	1VL	Greer, SC	Riverside HS
18	Addison Johnson	OF	L-L	5-7	175	*So.	1VL	Pfafftown, NC	North Forsyth Senior HS
19	Kevin Brady	RHP	L-R	6-2	205	Fr.	HS	Gaithersburg, MD	Gaithersburg HS
20	Richard Mounce	1B/RHP	R-R	5-11	200	Fr.	HS	Columbia, SC	Blythewood HS
21	Matt Sanders	INF	R-R	6-1	175	Sr.	1VL	New Bern, NC	Young Harris (GA) College
22	Matt Vaughn	RHP	R-R	6-3	215	Sr.	3VL	Summerville, SC	Summerville HS
23	Justin Sarratt	RHP	R-R	5-9	170	Jr.	2VL	Gaffney, SC	Gaffney Senior HS
25	Kyle Parker	OF	R-R	6-0	210	So.	1VL	Jacksonville, FL	Bartram Trail HS
26	Chris Epps	OF	L-R	6-0	190	So.	1VL	Stone Mountain, GA	Dunwoody HS
28	Chris Dwyer	LHP	R-L	6-2	200	Fr.	HS	Swampscott, MA	Salisbury (CT) School
29	David Haselden	RHP	R-R	6-3	230	Fr.	HS	Spartanburg, SC	Spartanburg HS
30	Will Lamb	OF/LHP	L-L	6-4	170	Fr.	HS	Seaford, VA	York HS
32	Trey Delk	RHP	R-R	5-10	185	*Sr.	1VL	Elgin, SC	Spartanburg Methodist College
33	Scott Weismann	RHP	R-R	5-11	180	Fr.	HS	Boxborough, MA	Acton-Boxborough Regional HS
35	Craig Gullickson	LHP	L-L	5-11	215	So.	1VL	Palm Beach Gardens, FL	Cardinal Newman HS
36	Casey Harman	LHP	L-L	6-2	200	So.	1VL	South Burlington, VT	South Burlington HS
37	Adam Ward	C	R-R	5-9	165	*Gr.	2VL	Hanahan, SC	Hanahan HS
39	Alex Frederick	RHP	R-R	5-9	170	*So.	JC	Lagrangeville, NY	Dutchess CC
42	Josh Thrailkill	RHP	R-R	6-3	190	*So.	1VL	Arden, NC	T.C. Roberson HS
43	Kyle Deese	RHP	R-R	6-0	190	*Fr.	RS	Inman, SC	Chapman HS
44	Tomas Cruz	RHP	R-R	5-8	190	Jr.	JC	Amarillo, TX	Seward County (KS) CC
45	Ryan Hinson	LHP	L-L	6-2	220	Sr.	3VL	Rock Hill, SC	Northwestern HS
51	Joseph Moorefield	LHP	L-L	6-1	200	Fr.	HS	Woodruff, SC	James F. Byrnes HS

* - spent one season as a red-shirt player

Head Coach:

Associate Head Coach:

Assistant Coach:

Volunteer Assistant Coach:

Director of Baseball Operations:

Athletic Trainer:

Student Equipment Managers:

Strength & Conditioning Coach:

Field Manager:

Sports Information Contact:

- 7 Jack Leggett (16th season • Maine '76)
 11 Tom Riginos (7th season • Stetson '90)
 16 Kyle Bunn (2nd season • The Citadel '99)
 31 Michael Johnson (1st season • Clemson '08)
 Brad Owens (2nd season • Anderson '06)
 Travis Johnston (1st season • Clemson '01)
 Mark Smith (Jr. • Ruby, SC)
 Nate Johnson (So. • Essex Junction, VT)
 Jacob Turner (Jr. • Seneca, SC)
 David Helms (6th season • South Carolina '86)
 Mike Echols (8th season • Clemson '85)
 Brian Hennessy (11th season • Clemson '98)

Alphabetical

#	Player	Pos.	Cl.
12	Wilson Boyd	OF	*Jr.
19	Kevin Brady	RHP	Fr.
44	Tomas Cruz	RHP	Jr.
43	Kyle Deese	RHP	*Fr.
32	Trey Delk	RHP	*Sr.
28	Chris Dwyer	LHP	Fr.
26	Chris Epps	OF	So.
39	Alex Frederick	RHP	*So.
5	Mike Freeman	INF	Jr.
35	Craig Gullickson	LHP	So.
36	Casey Harman	LHP	So.
29	David Haselden	RHP	Fr.
4	John Hinson	INF	So.
45	Ryan Hinson	LHP	Sr.
18	Addison Johnson	OF	*So.
30	Will Lamb	OF/LHP	Fr.
8	Clinton McKinney	RHP	Sr.
13	Brad Miller	INF	Fr.
51	Joseph Moorefield	LHP	Fr.
20	Richard Mounce	1B/RHP	Fr.
17	John Nester	C/1B	So.
25	Kyle Parker	OF	So.
10	Ben Paulsen	1B	Jr.
9	Phil Pohl	C	Fr.
21	Matt Sanders	INF	Sr.
23	Justin Sarratt	RHP	Jr.
3	Jeff Schaus	OF	So.
2	Jason Stolz	INF	Fr.
15	Graham Stoneburner	RHP	*So.
42	Josh Thrailkill	RHP	*So.
22	Matt Vaughn	RHP	Sr.
37	Adam Ward	C	*Gr.
33	Scott Weismann	RHP	Fr.
6	Stan Widmann	INF	*Gr.

Pronunciations

#	Player	Pronunciation
44	Tomas Cruz	TAH-muhs
11	Tom Riginos	rih-JEEN-uhs
23	Justin Sarratt	suh-RAT
2	Jason Stolz	STOHLTS
6	Stan Widmann	WIHD-mihn

Catchers

#	Player	Pos.	B-T	Hgt	Wgt	Cl.	Exp.	Hometown	Previous School
17	John Nester	C/1B	R-R	6-0	200	So.	1VL	Greer, SC	Riverside HS
9	Phil Pohl	C	R-R	5-10	195	Fr.	HS	Cooperstown, NY	Cooperstown Central HS
37	Adam Ward	C	R-R	5-9	165	*Gr.	2VL	Hanahan, SC	Hanahan HS

* - spent one season as a red-shirt player

Infielders

#	Player	Pos.	B-T	Hgt	Wgt	Cl.	Exp.	Hometown	Previous School
5	Mike Freeman	INF	L-R	5-11	185	Jr.	1VL	Orlando, FL	University of Georgia
4	John Hinson	INF	L-R	6-0	180	So.	1VL	Asheville, NC	A.C. Reynolds HS
13	Brad Miller	INF	L-R	6-0	175	Fr.	HS	Windermere, FL	Olympia HS
20	Richard Mounce	1B/RHP	R-R	5-11	200	Fr.	HS	Columbia, SC	Blythewood HS
10	Ben Paulsen	1B	L-R	6-3	195	Jr.	2VL	Acworth, GA	Kell HS
21	Matt Sanders	INF	R-R	6-1	175	Sr.	1VL	New Bern, NC	Young Harris (GA) College
2	Jason Stolz	INF	R-R	6-2	195	Fr.	HS	Marietta, GA	Kell HS
6	Stan Widmann	INF	R-R	5-11	180	*Gr.	4VL	Hurst, TX	L.D. Bell HS

* - spent one season as a red-shirt player

Outfielders

#	Player	Pos.	B-T	Hgt	Wgt	Cl.	Exp.	Hometown	Previous School
12	Wilson Boyd	OF	L-L	5-8	180	*Jr.	2VL	Hickory, NC	Hickory HS
26	Chris Epps	OF	L-R	6-0	190	So.	1VL	Stone Mountain, GA	Dunwoody HS
18	Addison Johnson	OF	L-L	5-7	175	*So.	1VL	Pfafftown, NC	North Forsyth Senior HS
30	Will Lamb	OF/LHP	L-L	6-4	170	Fr.	HS	Seaford, VA	York HS
25	Kyle Parker	OF	R-R	6-0	210	So.	1VL	Jacksonville, FL	Bartram Trail HS
3	Jeff Schaus	OF	L-R	6-1	190	So.	1VL	Naples, FL	Barron Collier HS

* - spent one season as a red-shirt player

Pitchers

#	Player	Pos.	B-T	Hgt	Wgt	Cl.	Exp.	Hometown	Previous School
19	Kevin Brady	RHP	L-R	6-2	205	Fr.	HS	Gaithersburg, MD	Gaithersburg HS
44	Tomas Cruz	RHP	R-R	5-8	190	Jr.	JC	Amarillo, TX	Seward County (KS) CC
43	Kyle Deese	RHP	R-R	6-0	190	*Fr.	RS	Inman, SC	Chapman HS
32	Trey Delk	RHP	R-R	5-10	185	*Sr.	1VL	Elgin, SC	Spartanburg Methodist College
28	Chris Dwyer	LHP	R-L	6-2	200	Fr.	HS	Swampscott, MA	Salisbury (CT) School
39	Alex Frederick	RHP	R-R	5-9	170	*So.	JC	Lagrangeville, NY	Dutchess CC
35	Craig Gullickson	LHP	L-L	5-11	215	So.	1VL	Palm Beach Gardens, FL	Cardinal Newman HS
36	Casey Harman	LHP	L-L	6-2	200	So.	1VL	South Burlington, VT	South Burlington HS
29	David Haselden	RHP	R-R	6-3	230	Fr.	HS	Spartanburg, SC	Spartanburg HS
45	Ryan Hinson	LHP	L-L	6-2	220	Sr.	3VL	Rock Hill, SC	Northwestern HS
8	Clinton McKinney	RHP	R-R	6-1	200	Sr.	1VL	Greenville, SC	UNC Greensboro
51	Joseph Moorefield	LHP	L-L	6-1	200	Fr.	HS	Woodruff, SC	James F. Byrnes HS
23	Justin Sarratt	RHP	R-R	5-9	170	Jr.	2VL	Gaffney, SC	Gaffney Senior HS
15	Graham Stoneburner	RHP	R-R	6-0	185	*So.	1VL	Richmond, VA	Mills E. Godwin HS
42	Josh Thraikill	RHP	R-R	6-3	190	*So.	1VL	Arden, NC	T.C. Roberson HS
22	Matt Vaughn	RHP	R-R	6-3	215	Sr.	3VL	Summerville, SC	Summerville HS
33	Scott Weismann	RHP	R-R	5-11	180	Fr.	HS	Boxborough, MA	Acton-Boxborough Regional HS

* - spent one season as a red-shirt player

Players By State

South Carolina (11)

43	Kyle Deese	Inman
32	Trey Delk	Elgin
29	David Haselden	Spartanburg
45	Ryan Hinson	Rock Hill
8	Clinton McKinney	Greenville
51	Joseph Moorefield	Woodruff
20	Richard Mounce	Columbia
17	John Nester	Greer
23	Justin Sarratt	Gaffney
22	Matt Vaughn	Summerville
37	Adam Ward	Hanahan

Florida (5)

5	Mike Freeman	Orlando
35	Craig Gullickson	Palm Beach Gardens
13	Brad Miller	Windermere
25	Kyle Parker	Jacksonville
3	Jeff Schaus	Naples

North Carolina (5)

12	Wilson Boyd	Hickory
4	John Hinson	Asheville
18	Addison Johnson	Pfafftown
21	Matt Sanders	New Bern
42	Josh Thraikill	Arden

Georgia (3)

26	Chris Epps	Stone Mountain
10	Ben Paulsen	Acworth
2	Jason Stolz	Marietta

Massachusetts (2)

28	Chris Dwyer	Swampscott
33	Scott Weismann	Boxborough

New York (2)

39	Alex Frederick	Lagrangeville
9	Phil Pohl	Cooperstown

Texas (2)

44	Tomas Cruz	Amarillo
6	Stan Widmann	Hurst

Virginia (2)

30	Will Lamb	Seaford
15	Graham Stoneburner	Richmond

Maryland (1)

19	Kevin Brady	Gaithersburg
----	-------------	--------------

Vermont (1)

36	Casey Harman	South Burlington
----	--------------	------------------

Quick Facts

General Information

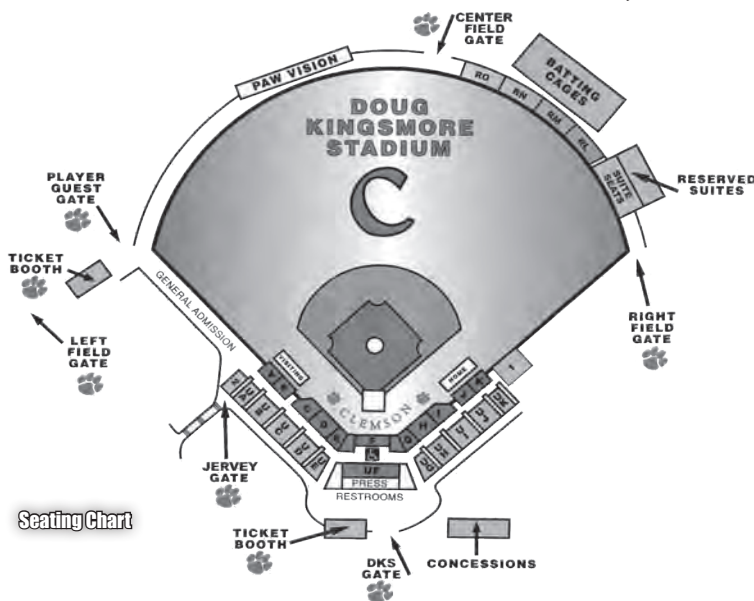
Institution:.....Clemson University
Nickname:.....Tigers
Location:.....Clemson, SC 29633
Colors:.....Burnt Orange (PMS 165), Northwest Purple (PMS 268)
Founded:.....1889
Enrollment:.....17,585
President:.....James F. Barker (Clemson '70)
Athletic Director:.....Dr. Terry Don Phillips (Arkansas '70)
Conference:.....Atlantic Coast
Stadium:.....Doug Kingsmore Stadium (Natural Grass) (6,217)
Field Dimensions:.....LL - 320, LC - 370, C - 400, RC - 375, RL - 330
Press Box Phone Number:.....(864) 656-7731
Ticket Office Phone Number:.....(864) 656-2118 or 1-800-CLEMSON

Baseball Staff

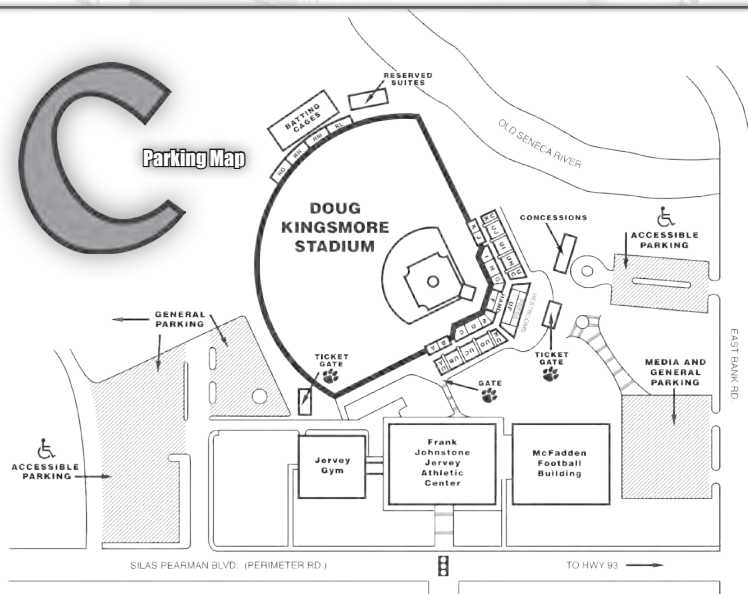
Head Coach:.....Jack Leggett (Maine '76)
Record at Clemson:.....680-309-1 (15 seasons)
Overall Record:.....1057-599-1 (29 seasons)
Office Phone - (864) 656-1947
Best Time to Contact Leggett:.....9:00 AM - 11:00 AM weekdays
Associate Head Coach:.....Tom Riginos (Stetson '90)
Office Phone - (864) 656-1950
Assistant Coach:.....Kyle Bunn (The Citadel '99)
Office Phone - (864) 656-1948
Volunteer Assistant Coach:.....Michael Johnson (Clemson '08)
Office Phone - (864) 656-1689
Director of Baseball Operations:.....Brad Owens (Anderson '06)
Office Phone - (864) 656-1691
Administrative Assistant:.....Roberta Balliet
Office Phone - (864) 656-1940
Email - rballie@clemson.edu
Student Equipment Managers:.....Mark Smith (Jr. • Ruby, SC),
 Nate Johnson (So. • Essex Junction, VT), Jacob Turner (Jr. • Seneca, SC)
Athletic Trainer:.....Travis Johnston (Clemson '01)
Strength & Conditioning Coach:.....David Helms (South Carolina '86)
Supervisor of Athletic Facilities:.....Matt Money (Clemson '01)
Supervisor of Athletic Grounds:.....Mike Echols (Clemson '85)

SID Information

Office Phone/Fax:.....(864) 656-2114/0299
Mailing Address:.....P.O. Box 31; Clemson, SC 29633
Overnight Address:.....Jervey Athletic Center; 100 Perimeter Road; Clemson, SC 29633
Website:.....ClemsonTigers.com
Assistant AD/Sports Information Director:.....Tim Bourret (Notre Dame '77)
Office Phone - (864) 656-1926
Cell Phone - (864) 356-3791
Email - btimoth@clemson.edu
Senior Associate SID:.....Sam Blackman (Clemson '85)
Office Phone - (864) 656-1924
Email - blacknmj@clemson.edu



Seating Chart



Associate SID/Baseball Contact:.....Brian Hennessy (Clemson '98)
Office Phone - (864) 656-1921
Cell Phone - (864) 986-9046
Email - bhennes@clemson.edu
Associate SID:.....Philip Sikes (Clemson '02)
Office Phone - (864) 656-1985
Email - phillips@clemson.edu
Assistant SID/Webmaster:.....Libby Kehn (Clemson '02)
Office Phone - (864) 656-4218
Email - elizabk@clemson.edu
Assistant SID:.....Christine Long (Clemson '05)
Office Phone - (864) 656-1920
Email - longc@clemson.edu
SID Graduate Assistants:.....Jeff Kallin (Clemson '07),
 Trey McCurry (Clemson '07), Amanda Wolk (Clemson '07)
SID Student Assistants:.....Ashley W. Adams (Fr. • Forest City, NC),
 Heath Bradley (Jr. • Piedmont, SC), Chandler Carver (Jr. • Greenville, SC),
 Brittney Earle (Jr. • Easley, SC), Chelsea Earle (So. • Easley, SC),
 Katrina Eddie (Jr. • Sumter, SC), Vickie Long (Jr. • Bellbrook, OH),
 Maddie McGlone (Fr. • Charlotte, NC), William Qualkinbush (So. • Central, SC),
 Kristin Watkins (Sr. • Pendleton, SC)
Official Scorer:.....Sack Bagley (Southern Wesleyan '72)

2009 Team Information

Lettermen Returning/Lost:.....21/8
2008 Starting Position Players Returning (8):.....Wilson Boyd (CF), Chris Epps (RF),
 Mike Freeman (2B), Kyle Parker (DH), Ben Paulsen (1B),
 Matt Sanders (3B), Jeff Schaus (LF), Stan Widmann (SS)
2008 Starting Position Players Lost (1):.....Doug Hogan (C)
2008 Starting Pitchers Returning (4):.....Trey Delk (R), Craig Gullickson (L),
 Ryan Hinson (L), Graham Stoneburner (R)
2008 Starting Pitchers Lost (1):.....D.J. Mitchell (R)
All-ACC Players Returning (1):.....Kyle Parker (DH/UT)
All-ACC Players Lost (1):.....D.J. Mitchell (SP)

Returning Leaders

Runs:.....Mike Freeman, Ben Paulsen (46)
Hits:.....Wilson Boyd, Ben Paulsen (70)
Home Runs:.....Kyle Parker (14)
RBI's:.....Kyle Parker (50)
Stolen Bases:.....Stan Widmann (14)
Wins:.....Graham Stoneburner (6)
Saves:.....Matt Vaughn (11)
Strikeouts:.....Ryan Hinson (62)

2008 Review

Record:.....31-27-1 Overall, 18-13 Home, 10-12-1 Away, 3-2 Neutral
ACC Regular-Season Record (finish):.....11-18-1 (4th in Atlantic)
ACC Tournament Record (finish):.....1-2 (T-4th)
Highest Rankings:.....#19 by Baseball America (February 25),
 ..#13 by Collegiate Baseball (Preseason, February 25), #16 by Sports Weekly (Preseason)

2008 Top-25 NCAA Stat Rankings

Individual	Category	Stat	Rank
Matt Vaughn	Saves	11	T-18
D.J. Mitchell	Strikeouts	106	T-22

Outlook

Overview

Twenty-one returning lettermen and a top-10 recruiting class give Head Coach **Jack Leggett** reason for optimism in 2009. After missing out on the NCAA Tournament for the first time since 1986, the Tigers are aiming for a return to postseason play with a deeper roster at every position.

"I am excited about this team," said Leggett, who is in his 16th year at the program's helm with 680 wins, tied for fifth-most in the nation over that span. "I think we'll be a team with more depth at every position than we've had in the past. We have a lot more intra-team competition, which will help move everyone to another level. We have a good mix of athletes in the outfield, infield, and at catcher, and we have quality depth on the pitching staff.

"Offensively, it is going to be very exciting. We have speed, power, and guys who can bunt and manufacture runs. I think we'll be a solid team on defense when we find the right combination. When everyone on the pitching staff gets adjusted to their roles, we will have a solid pitching staff."

Clemson lost an effective leader in catcher Doug Hogan to graduation and its top pitcher in righthander D.J. Mitchell to the draft. But the other eight position starters and the other four starting pitchers from the 2008 team return.

The Tigers have added 12 newcomers to the mix, as Assistant Coaches **Tom Riginos** and **Kyle Bunn** were important reasons that Clemson signed the #9 recruiting class in the nation according to **Collegiate Baseball**. Six of the 12 newcomers were selected in the draft this past June.

A familiar name was added to the coaching staff, as former Tiger slugger **Michael Johnson** is in his first year as the volunteer assistant. He hit 58 home runs from 2000-03 as a member of two College World Series teams and brings a wealth of knowledge to the hitters and infielders.

The Tigers will open the season with a pre-season top-25 ranking for the 21st consecutive

Catchers

#	Player	B-T	Cl.	BA	HR	RBI
17	John Nester	R-R	So.	.256	3	5
9	Phil Pohl	R-R	Fr.	----	--	--
37	Adam Ward	R-R	*Gr.	.375	0	1

* - spent one season as a red-shirt player; Note: Stats are from the 2008 season.

year, as they are listed at #19 by **Baseball America** and #25 in the **Sports Weekly** coaches poll.

The 2009 schedule will certainly challenge Clemson. Fifteen of its 26 non-conference games will be against teams that played in the 2008 NCAA Tournament, games against South Carolina (4), Charlotte (3), UNC Wilmington (3), Elon (2), Georgia (2), and Coastal Carolina (1). The Tigers will also face five ACC teams that played in the 2008 NCAA Tourney, meaning 30 of their 56 games will be against teams that played in the 2008 tourney.

The top-eight teams in the ACC standings will play in the ACC Tournament at Durham (NC) Bulls Athletic Park from May 20-24. The tourney was originally scheduled to be played at Fenway Park in Boston, MA. But a scheduling conflict caused the move to Durham. The 2010 ACC Tournament is now scheduled to be played at Fenway Park.


Catchers

With the departure of Hogan, the starting catcher spot will be filled by one of three players. Sophomore **John Nester** (Greer, SC) showed flashes of power in limited action in 2008 and is the only returner behind the plate who has seen significant action, as he hit .256 with three homers in 39 at-bats as a freshman.

Graduate **Adam Ward** (Hanahan, SC) is a well-respected former walk-on who impressed coaches with one of the team's top batting averages in the fall. He is one of two graduate students on the team as well.

Freshman **Phil Pohl** (Cooperstown, NY), a 44th-round draft pick in 2008, will also compete for the starting job after exhibiting a strong work ethic during the fall. He was the #3 prospect in New York according to **Perfect Game** last year.

With eight position starters back, four of five starting pitchers returning, and a talented group of newcomers, Head Coach Jack Leggett has reason to be excited about his 2009 team.



Junior first-baseman Ben Paulsen will anchor an experienced infield and provide power in the middle of the Clemson lineup in 2009.

Infielders

Clemson has eight full-time infielders, six of whom have the ability to play any of the non-first-base positions. Graduate **Stan Widmann** (Hurst, TX), who has been a starter at shortstop since 2005, has played 193 games (191 starts) and is 39-42 on stolen bases, a success rate of 93 percent, in his career. By earning a letter in 2009, he can become the first Tiger baseball player in history to earn five letters. Widmann is the only returning position player who played in Clemson's last trip to the College World Series in 2006, when he hit .307 in his best season at the plate.

The leader of the infield is junior first-baseman **Ben Paulsen** (Acworth, GA). He hit .310 with 18 doubles, 13 homers, and 49 RBIs in 2008. This past summer, Paulsen was a starter in the Cape Cod League All-Star game and tied for second in the league in home runs. He is rated as the #24 college prospect in the nation for 2009 by **Baseball America** and is an All-America candidate who has power to all fields.

Junior **Mike Freeman** (Orlando, FL) started 50 games at second base in 2008 and led the team with a .332 batting average along with a solid .959 fielding percentage. He was the team's predominant leadoff batter after transferring from Georgia, where he played as a freshman in 2007. Freeman is the leading candidate to start at second base in 2009.

Infielders

#	Player	B-T	Cl.	BA	HR	RBI
5	Mike Freeman	L-R	Jr.	.332	1	19
4	John Hinson	L-R	So.	.264	1	11
13	Brad Miller	L-R	Fr.	----	--	--
20	Richard Mounce	R-R	Fr.	----	--	--
17	John Nester	R-R	So.	.256	3	5
10	Ben Paulsen	L-R	Jr.	.310	13	49
21	Matt Sanders	R-R	Sr.	.297	2	18
2	Jason Stolz	R-R	Fr.	----	--	--
6	Stan Widmann	R-R	*Gr.	.238	2	29

* - spent one season as a red-shirt player; Note: Stats are from the 2008 season.



After missing all of 2008 due to injury, Addison Johnson returns as a multi-talented outfielder.

Like Freeman, senior **Matt Sanders** (New Bern, NC) is a versatile infielder who was one of the team's hottest hitters in the latter stages of 2008. Sanders made a team-high 26 starts at third base and hit .404 in his last 14 games of the season.

Sophomore **John Hinson** (Asheville, NC) played 39 games (25 starts) in 2008 and will add depth to a veteran infield. He made 20 starts at third base a season ago and is a candidate to start there again in 2009.

The coaching staff is excited about freshman infielders **Brad Miller** (Windermere, FL) and **Jason Stolz** (Marietta, GA). Both were selected in the draft and proved during fall practice that they will be factors in 2009. Miller was a 39th-round draft pick in 2008 and was the #17 prospect in the talent-laden state of Florida by **Perfect Game**. Stolz was a 31st-round draft pick in 2008 and attended the same high school (Kell) in Georgia as Paulsen.

Richard Mounce (Columbia, SC) is a freshman first-baseman who showed his power potential in the fall. Mounce, who also will compete for innings out of the bullpen, will back up Paulsen at first base and projects as a promising hitter in the future. He was a standout quarterback at Blythe-wood High School and was named Mr. Football in South Carolina as a senior.

Outfielders

Six Tigers comprise Clemson's experienced outfield. Sophomore **Kyle Parker** (Jacksonville, FL), a quarterback on the football team, burst on the scene in 2008 by hitting .303 with a team-high 14 homers and 50 RBIs. Parker, who has tremendous power to all fields, also earned first-team freshman All-America and First-Team All-ACC honors. He successfully juggled baseball with spring football practice last season and will do the same in 2009 when he will compete for the starting job under center. This spring, he is scheduled to practice with the football team and play a baseball game on the same day eight times.

After missing the entire 2008 season due to injury, sophomore **Addison Johnson** (Pflaftown,

NC) is healthy in 2009. As a freshman, he was one of the team's best hitters in the postseason. That year, he hit .286 overall, but he was 8-for-17 (.471) in five NCAA Tourney games. He is a contender to be the team's leadoff batter and "sparkplug."

Junior **Wilson Boyd** (Hickory, NC), who can play any outfield spot, hit .300 with 11 homers and 44 RBIs while being one of only two Tigers to start all 59 games in 2008. He has good power despite his 5'8" frame. Boyd is a two-time winner of the Bob Bradley Award, given each year to the Tiger MVP of the four-game series with South Carolina.

Sophomore **Jeff Schaus** (Naples, FL) was also a starter during most of the 2008 season. He is a line-drive hitter who batted .315 with a team-best .415 on-base percentage thanks to more walks (33) than strikeouts (28) in 2008. His consistent swing should allow him to start in the outfield or as the designated hitter.

Sophomore **Chris Epps** (Stone Mountain, GA) along with freshman **Will Lamb** (Seaford, VA) will also compete in the outfield. Epps had a .406 on-base percentage in 2008 thanks to 30 walks in only 101 at-bats. His one walk every 3.37 at-bats was the fifth-best mark in school history. Epps will compete for a starting spot in the outfield in 2009.

Lamb is the tallest Tiger (6'4") who has outstanding speed. That will allow him to compete for innings in the outfield in 2009.

Pitchers

Senior righthander **Matt Vaughn** (Summerville, SC) returns as team captain and will anchor the pitching staff. He totaled 11 saves (third-most in the ACC) and a 3.15 ERA along with 43 strikeouts against 12 walks as the closer a season ago. He is also a three-time member of the ACC Academic Honor Roll.

"We have one team captain in Matt Vaughn," said Leggett. "Matt brings to the table a competitive, loyal spirit every single day he comes out to

Outfielders

#	Player	B-T	Cl.	BA	HR	RBI
12	Wilson Boyd	L-L	*Jr.	.300	11	44
26	Chris Epps	L-R	So.	.218	1	12
18	Addison Johnson	L-L	*So.	-----	--	--
30	Will Lamb	L-L	Fr.	-----	--	--
25	Kyle Parker	R-R	So.	.303	14	50
3	Jeff Schaus	L-R	So.	.315	3	31

* - spent one season as a red-shirt player; Note: Stats are from the 2008 season.

the field. He works extremely hard. He has battled through a couple of injuries, but he will be ready when the season begins. He's a tough, hard-nosed competitor that loves Clemson and is loyal to our program. He is a good leader and everyone looks up to him, so he is the right guy for that role."

Senior lefthander **Ryan Hinson** (Rock Hill, SC) and sophomore righthander **Graham Stoneburner** (Richmond, VA) joined Mitchell as weekend starters in 2008. They both have been through the battles of a rigorous ACC schedule and will compete for weekend spots in 2009.

In 181.0 career innings pitched over 57 appearances (25 starts), Hinson has a 13-7 record and 3.68 ERA. He was selected in the 31st round of the 2008 draft, but he elected to return for his senior season. Like Widmann, Hinson has seen action in the College World Series when Clemson last played there in 2006. Hinson has a 3-0 record in eight career postseason appearances as well.

Stoneburner was dominant in the early stages of 2008, which included a two-hit shutout of N.C. State. He finished the season with a 6-5 record in 71.1 innings pitched. He is rated as the #58 college prospect in the nation by **Baseball America** and will use his hard fastball to vie for a starting spot in 2009.

Senior righthander **Trey Delk** (Elgin, SC) and junior righthander **Justin Sarratt** (Gaffney, SC) have pitched key innings as both a starter and re-

Senior righthander Matt Vaughn enters his second season as team captain in 2009 after totaling 11 saves in 2008.



Senior righthander **Trey Delk** was one of Clemson's best pitchers in the latter stages of 2008 and is coming off an outstanding fall.

liever. Delk emerged in the second half of 2008 as a reliable starter, as he was 2-1 with a 4.01 ERA. He also had an outstanding fall and will compete for a starting weekend spot in 2009.

Sarratt, who started in the Coastal Plain League All-Star game this past summer, allowed just six walks in 45.2 innings pitched for the Tigers in 2008. His 1.18 walks per nine innings pitched mark was second-best in school history, while he also had a 4.33 strikeout-to-walk ratio (seventh-best in Tiger history). His quick delivery to the plate has kept baserunners at bay, as he has not allowed a stolen base in 58.2 innings pitched during his career.

Sophomore lefthanders **Craig Gullickson** (Palm Beach Gardens, FL) and **Casey Harman** (South Burlington, VT) were valuable relievers for most of 2008 and will compete for starting roles in 2009.

Gullickson had a 4-2 record in 19 outings as a freshman as both a starter and reliever. Gullickson, who changes speeds well, comes from an athletic family, as his father Bill played 14 seasons in the Major Leagues.

As a freshman in 2008, Harman had a 4.40 strikeout-to-walk ratio (sixth-best in Clemson history) in 27 appearances. He also had a 3.89 ERA and held lefthanded batters to a team-best .196 batting average.

Senior righty **Clinton McKinney** (Greenville, SC) and sophomore righthander **Josh Thraillkill** (Arden, NC) are two more Tigers with college experience.

McKinney's sidearm delivery will be an asset out of the bullpen. The former UNC Greensboro hurler has made 70 career appearances in three seasons at the collegiate level, and that experience will be an asset out of the bullpen in 2009.

Thraillkill, who missed the entire 2008 season after suffering a hip injury, has the arm to become a force for Clemson. He was rated as the #18 freshman in the nation in 2007.

Freshman righthander **Kyle Deese** (Inman, SC) will also compete for innings after red-shirting in 2008. He won the Omaha Four-Lapper and shuttle run in the Omaha Challenge this past fall. The endurance he displayed should go a long way in him being a reliable long reliever in 2009.

Seven newcomers were added to the pitching staff in the offseason, including freshman righthanders **Kevin Brady** (Gaithersburg, MD) and **Scott Weismann** (Boxborough, MA) along with freshman lefty **Chris Dwyer** (Swampscott, MA), who were all selected in the Major League draft this past June.

Brady was a 44th-round draft pick who has the ability to contribute immediately. Weismann

Pitchers

#	Player	T	Cl.	ERA	W-L/S	IP
19	Kevin Brady	R	Fr.	----	----	----
44	Tomas Cruz	R	Jr.	----	----	----
43	Kyle Deese	R	*Fr.	----	----	----
32	Trey Delk	R	*Sr.	4.01	2-1/0	42.2
28	Chris Dwyer	L	Fr.	----	----	----
39	Alex Frederick	R	*So.	----	----	----
35	Craig Gullickson	L	So.	4.64	4-2/0	42.2
36	Casey Harman	L	So.	3.89	1-5/0	44.0
29	David Haselden	R	Fr.	----	----	----
45	Ryan Hinson	L	Sr.	4.74	3-5/1	68.1
30	Will Lamb	L	Fr.	----	----	----
8	Clinton McKinney	R	Sr.	9.00	0-0/0	13.0
51	Joseph Moorefield	L	Fr.	----	----	----
20	Richard Mounce	R	Fr.	----	----	----
23	Justin Sarratt	R	Jr.	4.34	2-2/0	45.2
15	Graham Stoneburner	R	*So.	5.55	6-5/0	71.1
42	Josh Thraillkill	R	*So.	----	----	----
22	Matt Vaughn	R	Sr.	3.15	1-2/11	40.0
33	Scott Weismann	R	Fr.	----	----	----

* - spent one season as a red-shirt player; Note: Stats are from the 2008 season.

was an 18th-round draft pick who was the #2 prospect in Massachusetts according to **Perfect Game**. Dwyer was a 36th-round draft pick who was the #3 prospect in Massachusetts by the same publication.

Junior righthander **Tomas Cruz** (Amarillo, TX) and sophomore righty **Alex Frederick** (Lagrangeville, NY) are junior college transfers who will provide depth in the bullpen. Cruz joins Widmann as natives of Texas, while Frederick has three years of eligibility remaining after playing at Dutchess Community College.

Also new to the Tigers are freshman righthander **David Haselden** (Spartanburg, SC) and freshman lefthander **Joseph Moorefield** (Woodruff, SC). Haselden was a standout at Spartanburg High School and was rated as the #6 prospect in South Carolina by **Impact Baseball**. Moorefield also hails from the Upstate, as he starred at James F. Byrnes High School and was rated as the #4 prospect in South Carolina by **Impact Baseball**.

2009 Preseason Polls

Baseball America

Rk	School	2008 W-L	*Rk
1.	Texas A&M	46-19	12
2.	Louisiana State	49-19-1	6
3.	North Carolina	54-14	3
4.	Texas	39-22	21
5.	Cal State Fullerton	41-22	10
6.	Mississippi	39-26	---
7.	Rice	47-15	8
8.	Baylor	32-26	---
9.	California-Irvine	42-18	11
10.	Missouri	39-21	19
11.	San Diego	44-17	18
12.	UCLA	33-27	---
13.	Arizona State	49-13	9
14.	Georgia	45-25-1	2
15.	Stanford	41-24-2	5
16.	Oklahoma	36-26-1	---
17.	Pepperdine	38-21	---
18.	Kent State	36-21	---
19.	Clemson	31-27-1	---
20.	Georgia Tech	41-21	---
21.	Alabama	35-28	---
22.	Arkansas	34-24	---
23.	Louisville	41-21	---
24.	Florida State	54-14	7
25.	Oregon State	28-24	---

* - final ranking of 2008

Collegiate Baseball

Rk	School	2008 W-L	Pts	*Rk
1.	Louisiana State	49-19-1	495	6
2.	North Carolina	54-14	494	3
3.	Rice	47-15	489	8
4.	Georgia	45-25-1	486	2
5.	Stanford	41-24-2	484	4
6.	Arizona State	49-13	482	9
7.	Florida State	54-14	479	7
8.	Louisville	41-21	476	---
9.	Texas A&M	46-19	473	10
10.	Texas	39-22	470	25
11.	Mississippi	39-26	467	---
12.	Georgia Tech	41-21	465	24
13.	Cal State Fullerton	41-22	462	11
14.	Oklahoma State	44-18	459	18
15.	Baylor	32-26	457	---
16.	Fresno State	47-31	456	1
17.	San Diego	44-17	453	17
18.	Miami (FL)	53-11	451	5
19.	Kentucky	44-19	448	---
20.	California-Irvine	42-18	445	14
21.	UCLA	33-27	443	---
22.	Missouri	39-21	440	21
23.	Pepperdine	38-21	439	---
24.	Southern California	28-28	436	---
25.	Florida	34-24	435	---

* - final ranking of 2008

Sports Weekly

Rk	School	2008 W-L	Pts	*Rk
1.	Louisiana State (14)	49-19-1	738	6
2.	North Carolina (12)	54-14	737	3
3.	Rice (1)	47-15	673	7
4.	Georgia	45-25-1	600	2
5.	Texas A&M (2)	46-19	590	12
6.	Stanford (1)	41-24-2	576	5
7.	Arizona State	49-13	533	9
8.	Cal State Fullerton	41-22	507	10
9.	Florida State	54-14	500	8
	Texas	39-22	500	21
11.	Mississippi	39-26	431	---
12.	Georgia Tech	41-21	327	24
13.	Oklahoma State	44-18	321	18
14.	Miami (FL)	53-11	320	4
15.	San Diego	44-17	304	17
16.	Louisville	41-21	292	---
17.	Baylor	32-26	269	---
18.	California-Irvine	42-18	262	11
19.	Fresno State	47-31	247	1
20.	Missouri	39-21	224	19
21.	Pepperdine	38-21	156	---
22.	UCLA	33-27	140	---
23.	Florida	34-24	112	---
24.	Coastal Carolina	50-14	102	---
25.	Clemson	31-27-1	80	---

* - final ranking of 2008

Adkins, Rusty

Former Clemson great and infielder Rusty Adkins had his jersey retired and was inducted into the Clemson Baseball Ring of Honor during ceremonies prior to the Florida State game on April 24, 1998. Adkins is the only three-time All-American in Clemson baseball history, as he wore #3 for the Tigers from 1965-67.

Adkins hit safely in 41 consecutive games over two seasons, still tied for the fifth-longest streak in NCAA history and longest in Tiger history. He had to go to his last at-bat to get a hit just three times. In 23 of the games, he had at least two hits. He was 74-for-169 (.438) during the streak that lasted from April 10, 1965 to May 17, 1966.

The versatile player of the wooden-bat era hit .444 as a sophomore, a record that lasted until 2002, when National Player-of-the-Year Khalil Greene hit .470. Adkins hit .379 in his career, an ACC record for the wooden-bat era. He earned his degree from Clemson in industrial management in 1967 and later earned a master's degree from the Clemson-Furman MBA program in 1972. He is also a member of the state of South Carolina Athletic Hall of Fame.

In 2002, he was named to the ACC's 50-Year Anniversary team, the second-oldest Clemson athlete in any sport selected. Citing his age is a compliment to Adkins, as it shows how his accomplishments have stood the test of time.

All-Time NCAA Division I Hitting Streaks

Rk	Player	School	Year(s)	HS
1.	Robin Ventura	Oklahoma State	1987	58
2.	Phil Stephenson	Wichita State	1981	47
3.	Roger Schmuck	Arizona State	1971	45
4.	Chuck Abbott	Austin Peay	1996	42
5.	Rusty Adkins	Clemson	1965,66	41
	Todd Nace	Southern Mississippi	1989,90	41
	Michael Campo	Penn State	2000	41
8.	Brandon Caraway	Houston	1998,99	40
	Shane Robinson	Florida State	2004,05	40

Attendance

Clemson has been outstanding at Doug Kingsmore Stadium in terms of its record. Since the facility opened in 1970, the Tigers are 305-75 in ACC regular-season games, an 80.3 winning percentage, and 935-223 overall, an 80.7 winning percentage. That is 1,158 games played at Doug Kingsmore Stadium entering 2009.

During Jack Leggett's head-coaching career, the Tigers have accumulated a 432-105 (.804) overall record and 145-45 (.763) record against the ACC in the friendly confines the last 15 seasons.

That success can be attributed in part to the tremendous fan support from Tiger faithful. Clemson has finished each of the last 15 years in the top 20 in the nation in attendance. That includes top-10 finishes each of the last seven seasons. Clemson was #8 in the nation in 2008 with an average of 4,668 fans for its 30 home dates.

The Tiger single-game attendance record was set on Sunday, March 7, 2004 against #5 South Carolina. The attendance on that afternoon was 6,480.

To order season tickets, which includes a reserved seat with the season ticketholder's name on the seat and the right to reserve the seat if the Tigers play host to an NCAA Regional, call toll free at 1-800-CLEMSON.

Bagley, Sack

Sack Bagley has been a part of Clemson's baseball program since the early 1960s. He was an undergraduate student when he tried out for the team and then was a student manager under legendary Head Coach Bill Wilhelm.

When Wilhelm needed a freshman coach in 1966, he turned to Bagley, who had learned much about the game sitting in the dugout performing his managerial duties. In those days, Wilhelm was the only baseball coach and served as intramural program director. He had to wear many hats, but it also allowed Bagley to perform many duties, duties that would be done by a full-time assistant coach today.

Bagley coached the Clemson freshmen in 1966. Many of the players on his freshman team went on to play for the Tigers' 1967 ACC Championship team that posted a 29-9 record and #7 final national ranking. The highlight of that 1966 freshman season was a pair of victories over Georgia Tech, including a 7-0 victory to close the season.


Bagley, who was the head football coach at nearby Pendleton High School, now works every Tiger home game serving as the official scorer, a duty that was held by longtime friend and colleague Bob Bradley, and travels to most road games.

Baseball/Football Tigers

First-Team All-ACC utility player Kyle Parker is also a quarterback on the Tiger football team. He batted .303 with a team-high 14 home runs and 50 RBIs as a freshman last year. It was quite an accomplishment considering he had spent the first semester last season in high school. He is the first Clemson athlete to spend the first semester in high school then earn First-Team All-ACC honors in the second semester.

In the fall of 2009, he will compete for the starting quarterback position with Willy Korn. Parker's two-sport status calls to mind some other successful baseball/football athletes in Clemson history.

- **Joe Blalock** - He had a limited baseball career (1940-42), but he was a two-time All-American as a wide receiver on the gridiron, the first two-time All-American in school history.
- **Frank Gillespie** - He played football, baseball, and basketball during the 1947-48 academic year, and he was named Southern Conference Athlete-of-the-Year.
- **Ray Mathews** - He was a starter in both sports. He once had 10 RBIs in a game against Furman in 1950 and went on to an All-Southern Conference career in football. He was a starter on Frank Howard's 1948 and 1950 undefeated teams and went on to a Pro Bowl career with the Pittsburgh Steelers.
- **Fred Knoebel** - He started as a defensive back and infielder in the 1950s and is in the Clemson Hall of Fame. He is seventh in school history in triples (14) and second in interceptions (15).
- **Lou Cordileone** - He was an All-American on the field and an academic All-American in 1959, then was a first-round draft pick of the New York Giants (NFL) in 1960. He started in the outfield on Clemson's 1959 College World Series team.
- **Billy Wingo** - He was a multi-year starter as a defensive back and as an infielder (1974-77). He was recently inducted into the Clemson Hall of Fame.



Kyle Parker is one of many Tigers to play both baseball and football. The First-Team All-ACC baseball player will compete for the starting quarterback job during the spring and fall.

- **Bob Pulling** - He established a Tiger record for consecutive extra points made between 1979-83. He batted .407 in 1983 and was a First-Team All-ACC selection.
- **Ray Williams** - He was the first Tiger to record at least 30 home runs and 60 stolen bases (from 1984-87) and still is in the top 10 in Clemson history in kickoff returns.
- **Bill Spiers** - Spiers was an All-America shortstop and top-10 pick in the 1987 Major League draft. He was Clemson's starting punter on the 1986 ACC Championship team under Head Coach Danny Ford.
- **Dexter McCleon** - He was an off-and-on starter on Clemson's 1993 ACC Championship baseball team and went on to be a starter on the football team in 1995 and 1996. He played eight years in the NFL, winning a Super Bowl title as a defensive back with the Rams in 2000.

Bradley Award

For the ninth year in a row, the Tiger MVP of the Clemson-South Carolina series will receive the Bob Bradley Award. The award is given to the top player from Clemson in the four-game series between the two teams each year. South Carolina's top player is presented the Tom Price Award. The presentation is made after the final regular-season game between the two teams.

Both Bradley and Price had a tremendous positive influence on the baseball programs at Clemson and South Carolina as the school's sports information directors. Bradley passed away on October 30, 2000. He served as the Tigers' baseball SID for 45 years and still served as Clemson's official scorer for most of the 2000 season. He also was inducted in Clemson's prestigious Ring of Honor in 2005. Price passed away on February 1, 2008 at the age of 81 after 45 years of service to the Gamecock program.

The 2008 Bob Bradley Award winner was outfielder Wilson Boyd. He was 6-for-16 (.375) with a double in four starts. It was the second year in a row he won the award.

Bush, George

Not the 43rd United States President, but the 41st President played baseball against Clemson. During the 1947 NCAA Tournament, the Tigers traveled to Yale for an Elite Eight game with the Bulldogs and first-baseman George Bush. Bush went 1-for-4 that day in leading Yale to a 7-3 victory, allowing Yale to advance to the College World Series (then only four teams). It ended Clemson's Southern Conference Championship season at 24-5. Years later when he came to Clemson to speak, Sports Information Director Bob Bradley presented Bush with a laminated and framed copy of the scorebook from that game.

Clemson has finished in the top 20 in the nation in average attendance each of the last 15 seasons.

Chapman, Tommy

Atlanta resident Thomas F. Chapman, retired chairman and CEO of Equifax, Inc., gave Clemson University \$2 million to form a leadership program in the College of Business and Behavioral Science and to expand and enhance Doug Kingsmore Stadium.

One-million dollars of the gift will support the Thomas F. Chapman Leadership Scholars Program and \$1 million will be used to build the Thomas F. Chapman Grandstand, adding 1,000 seats to Clemson's baseball stadium.

As a student-athlete, Chapman received an IPTAY scholarship that funded his Clemson education. "I believe in paying back what is given to you," he said. "My athletic scholarship provided me an outstanding college experience and a future career in professional baseball upon graduation, as well as a quality education."

Chapman graduated from Clemson with an economics degree in 1965. While at Clemson, he was a two-time All-ACC pitcher, including a first-team selection in 1965 when he led the ACC in strikeouts (100). In his three years in a Tiger uniform, he had a combined 12-7 record and 3.12 ERA.

Upon graduation, Chapman became the first Tiger to be selected in the Major League draft when he was taken by the Philadelphia Phillies in 1965. He played professional baseball until April of 1968, when he was called to active military service.

Additional seating at Doug Kingsmore Stadium was the top need for students and season ticketholders. The Thomas F. Chapman Grandstand will add 500 to the 220 seats now reserved for students. An additional 500 grandstand seats will be available for season ticketholders.

Coaching Consistency


One element that a Clemson baseball player can depend on when he comes to Tigertown is consistency in coaching and winning. Clemson has had just two head coaches since 1958. Bill Wilhelm guided the Tigers for 36 consecutive years (1958-93), and Jack Leggett, who had been the head coach at Western Carolina and an assistant under Wilhelm for the two years prior to his retirement, has been at Clemson as head coach for the past 15 years. That is 51 consecutive non-losing seasons for the Tiger program.

A look to the NCAA recordbook shows that Wilhelm is tied for 15th in victories in NCAA Division I history with 1,161. Gene Stephenson, who is still active as the head coach at Wichita State, has 1,653 wins in his 31 years, all with the Shockers.

Conference

Clemson is a member of the Atlantic Coast Conference. The Tigers were charter members of the league, which started in the 1953-54 academic year. Prior to that year, Clemson was in the Southern Conference from 1921-53. Clemson was in the Southern Intercollegiate Athletic Association before then and has been a charter member of every conference with which it has been affiliated.

Clemson has won the ACC regular-season title 21 times in 55 previous years, more than any other school. The Tigers have also won nine tourney titles, more than any other school, and been to the finals 21 times, also a league-high. Overall, Clemson has been the declared ACC baseball champion 14 times, again more than any other school.



Former Tiger lefthander Tommy Chapman (1963-65) gave Clemson University a \$2-million gift, including \$1 million to build the Thomas F. Chapman Grandstand behind the left-field fence. The new grandstand is scheduled to be completed prior to the 2010 season.

Competition in the ACC took a step up in 2005, when Miami (FL) and Virginia Tech were added to the conference. Then in 2006, Boston College joined the league as the 12th member. ACC members still play 30 conference games, meaning each team will not play one other team during the regular season. The Tigers will not face Virginia in 2009.

Every Inning

One of the most difficult team accomplishments in baseball is to score at least one run in every inning. It has happened just five times in Tiger history. Only once was Clemson the visiting team so that it scored in nine different innings.

The first time it happened was at Clemson on May 16, 1950, when the Tigers downed South Carolina 18-9 in a nine-inning game. Clemson actually scored five runs in the second inning, one run in the fourth inning, and exactly two runs in the other six innings. The Tigers accomplished the feat in a 26-0 win over South Carolina in 1960 at Clemson and in a 15-4 victory over Buffalo in 1969 at Clemson. Both of those games were seven-inning contests.

The only time Clemson accomplished the feat over nine innings in a road game took place on March 19, 1974 in a 24-2 win at Florida. That was an odd linescore, as Clemson scored seven runs in the fifth inning, 10 runs in the seventh inning, and exactly one run in the other seven innings.

Clemson last accomplished the feat at Duke on April 9, 1988 in a 10-3 game that lasted seven innings.

Scoring in Every Inning

Date	Opponent	Inn.	W-L	Score
5-15-50	South Carolina	9	W	18-9
4-25-60	South Carolina	7	W	26-0
3-29-69	Buffalo	7	W	15-4
3-19-74	at Florida	9	W	24-2
4-9-88	at Duke	7	W	10-3

Note: Home games in **bold**.

Ezell, Doc

Doc Ezell threw the first no-hitter in Clemson history when he no-hit Erskine on April 15, 1913. The game was played on Bowman Field, the field in front of Tillman Hall. He faced just 28 batters and struck out 12. Not only did he throw a no-hitter, he also hit a home run in the seventh inning. He is the only Tiger to throw a no-hitter and hit a home run in the same game.

One of the odd facts in Clemson baseball history involves Erskine. The Tigers' first no-hitter was thrown against the Flying Fleet and the first no-hitter against Clemson was thrown by Erskine.

Grade Point Average

Head Coach Jack Leggett takes a great deal of pride in his team's academic standing. And in the 2008 fall semester, his team came through with a record 3.07 GPA. It broke the previous team record (3.01) set in the 2005 spring semester. A total of 24 Tigers (out of 34 on the roster) had a 3.0 GPA or higher during the fall semester, also an all-time record.

Guyon, Joe

Joe Guyon was a Native American that attended Carlisle Indian School (1912,13) and was a teammate of the great Jim Thorpe. Guyon also played two years on the gridiron under John Heisman at Georgia Tech and played on the 1917 National Championship team.

Guyon had the distinction of playing both professional football and baseball, and he was also named to the National Foundation Football Hall of Fame and the NFL Hall of Fame. An injury in baseball ended his playing career. From 1928-31, Guyon was Clemson's head baseball coach, where he had a 42-36-3 (.537) record in four seasons.

Heisman, John

The man whose name is most recognized with college football holds a unique distinction at Clemson. Many people know that he was the head football coach for four seasons at Clemson, posting a 19-3-1 record, still the best winning percentage in Tiger football history.

But he also served as the head baseball coach at Clemson from 1901-03. Heisman, who was Clemson's second baseball coach, had a record of 28-6-1 (.814). It still holds today as the best winning percentage in Clemson history. Thus, Heisman has the winning-percentage record in both baseball and football at Clemson.

In late 1903, Georgia Tech, who had suffered a 73-0 loss to Heisman's gridders that same season, offered the young coach \$2,250 plus 30 percent of the net gate to coach football. Unfortunately for Clemson, he accepted.

Howard, Frank

Frank Howard is synonymous with Clemson football. But most people do not know that Howard was the baseball coach in 1943 and did quite well. He led the Tigers to a 12-3 record. The 80.0 winning percentage is one of the highest by any coach in Clemson baseball history.

Adam Ward, a 2008 Clemson graduate, was one of a school-record 24 Tigers on the academic honor roll in the fall semester.



Frank Howard, who had a 12-3 record in his one season (1942) as head coach of the Tiger baseball team, was instrumental in the early years of IPTAY, one of the oldest fundraising organizations in the country.



Clemson ...
IPTAY
★★ Club ★★

The native of Barlow Bend, AL won 165 football games in 30 seasons at Clemson and was inducted into the College Football Hall of Fame in 1989. He served Clemson University for 65 years, including as the track coach from 1931-39 and athletic director from 1940-71, all the while being the school's best-known ambassador.

Howard died at the age of 86 on January 26, 1996. His ability to "bring the house down" when he spoke with his homespun oratory will forever be remembered by players, coaches, sportswriters, and fans alike.

IPTAY

IPTAY stands for "I Pay Ten a Year," the original name with a meaning deriving from the minimum contribution of its donors when the organization began in 1934. It is the Clemson athletic department's scholarship fundraising organization. The organization raised over \$21 million and had approximately 22,000 members in 2007-08. The executive director of IPTAY is Bert Henderson.

In the 1990s, IPTAY added two clubs to create an influx of youth into the organization. The Tiger Cub Club and Collegiate Club allow young and college-age Tigers to be a part of IPTAY. These two clubs are the largest of their kind in the country. Call (864) 656-2115 to reach the IPTAY office, located at the northwest corner of Memorial Stadium.

Legend of Clemson Baseball

For 36 seasons (1958-93), Bill Wilhelm led the Tiger program to 1,161 wins, making him the fifth-winningest coach in the history of college baseball at the time of his retirement. But perhaps the most amazing stat of all is that Wilhelm never had a losing season.

Wilhelm's coaching career spanned nine United States Presidents, from Dwight Eisenhower to Bill Clinton. He coached 100 players that signed professional contracts, 20 All-Americans, and 88 First-Team All-ACC players.

Wilhelm also coached Clemson teams to six College World Series appearances and 11 ACC titles. No other ACC baseball coach has more than four ACC titles. He still comes to most of the games, unless he has a golf match he thinks he can win.

Believe us, there is nothing like watching a baseball game with Wilhelm. It is like going to Fenway Park or Wrigley Field. You have to do it at least once in your life. For more on the career of the legendary coach, see page 174.

Orange & White

It is the publication founded by former Clemson Assistant Sports Information Director Al Adams that is in its 31st academic year of issue. Adams is no longer with the paper, but you may soon see him on one of those insurance commercials, because he is the State Farm man of Forest City, NC.

The publication is going strong under Publisher Phil Batson. To contact Batson, call (864) 260-1230. It is now the official publication of IPTAY, replacing the **IPTAY Report**, which dated back to 1952.

Raleigh, NC

This ACC city has been the site of two of Clemson's most bizarre wins and one of the best individual performances in history. On April 7, 1979, Clemson scored 18 runs in the top of the ninth inning and defeated N.C. State 41-9. The 41 runs remain the most runs scored by one team in a game in ACC history.

Tiger Hall of Famer Neil Simons led the attack with three homers and a school-record-tying 10 RBIs. He hit a grand slam in the 18-run ninth inning. Robert Bonnette and Tony Masone each had five hits to pace the 27-hit attack. Every Tiger in the batting order had at least one hit, one run scored, and one RBI. In fact, eight had at least three runs and seven had at least three RBIs.

Sixteen years and one week later (April 14, 1995), Clemson scored 11 runs in the top of the ninth inning and went on to a 17-15 win in extra innings in Raleigh. It is the greatest deficit overcome to gain victory in Tiger history. Clemson trailed 15-4 entering the top of the ninth, then scored the 11 runs to tie the score, even after the leadoff batter was retired. Clemson scored two runs in the 10th inning to gain victory. Future Major Leaguers Shane Monahan (three-run homer) and Matthew LeCroy (four RBIs) provided the big hits in the ninth. Another future Major Leaguer, Scott Winchester, earned the win.

Then 10 years and nine days later (April 23, 2005), freshman second-baseman Taylor Harbin had one of the best games by a Tiger in history. Against the Wolfpack in Raleigh, he went 5-for-5 with three home runs, eight RBIs, and five runs scored to lead the Tigers to a 16-9 victory. The three home runs came on consecutive pitches over three at-bats as well. Harbin became the fifth Tiger to hit three homers in an ACC game. Three of Clemson's six occurrences have taken place at N.C. State's Doak Field.

Harbin added a triple and single, as he only lacked a double for the cycle. Ironically, he led the ACC in doubles in 2005. The three homers tied a school record held by many, while his 16 total bases broke the Tiger record of 15 that was first set by Dick Hendley in 1951.

Regional Hosts

The 2006 season marked the 11th time in history that Clemson played host to an NCAA Regional at Doug Kingsmore Stadium. Clemson has a 35-7 record in NCAA Tournament games played at home, including 30 wins in the last 33 games. One of the losses during that span came to Southern California, who defeated the Tigers 8-5 on May 23, 1998. That Trojan team went on to win the national title.

Clemson first played host to an NCAA Regional in 1980. The Tigers swept through three games that year, including a 17-12 win over rival South Carolina that clinched Clemson's trip to Omaha.

Clemson has celebrated a trip to Omaha by winning a regional on its home field six times, including each of the last five times it has advanced to the College World Series.

Clemson has played host to a regional in nine of the 15 years Jack Leggett has been head coach. The Tigers have a 32-5 NCAA Tournament record at home under Leggett. The 1994 and 1998 seasons are the only years Clemson failed to advance from a regional played at home under Leggett.

Clemson did play an NCAA Tournament "play-in" game at the end of the 1954 season, but the official NCAA record-book does not consider that to be an NCAA Tournament game. That year, Clemson lost to Virginia Tech 11-10 in a game at Clemson, then traveled to Blacksburg two days later and lost 7-1.

Clemson's Home NCAA Regionals Since 1994 (32-5)

Year	Teams	NCAA Tourney	W-L	Attendance
1994	6	Regional	2-2	20,708
1995	6	Regional	4-0	25,600
1996	6	Regional	4-0	20,797
1998	6	Regional	1-2	19,022
2000	4	Regional	3-0	15,770
	2	Super Regional	2-0	12,700
2001	4	Regional	3-0	16,256
2002	4	Regional	3-0	18,435
	2	Super Regional	2-1	15,953
2005	4	Regional	3-0	21,485
2006	4	Regional	3-0	26,287
	2	Super Regional	2-0	11,234

Uniform Uniqueness

Under legendary Head Coach Bill Wilhelm and up to today, Clemson has had a uniform uniqueness. The first aspect of the uniform stressed by Wilhelm was the word itself (uniform), which means "the same." Wilhelm wanted all his players to look consistent and not have different pant lengths, different colored undershirts, etc. So he, with the help of some ideas from players and coaches, came up with "uniform" aspects that have stuck.



Bill Wilhelm fashioned the Tigers' unique uniform, which includes long white pants and white shoes for every game.

Wilhelm came up with the idea of wearing white shoes from Joe Lutz, who was the coach at Southern Illinois in the 1960s. Lutz was also the first to have female bat girls. Wilhelm liked those ideas, and the two have been with the Tiger baseball program ever since.

But perhaps the most synonymous part of Tiger baseball is the long pants. Clemson was one of the first schools to wear non-wool uniforms. The Tigers wore nylon uniforms starting in 1968. This and having the long pants was done from the advice of a former Major Leaguer's (Rick Rickardt's) father, who was a doctor. Wilhelm read an article by Dr. Rickardt saying how there was so much pressure being put around the upper portion of the lower leg due to wrapping rubber bands to keep players' socks from falling and having the elastic around the bottom of the pant legs.

A few years later, Bill Foley, a catcher at Clemson in the mid-1970s, had just returned from a tournament in Japan. He had received a pair of long pants from Rawlings and wore them to practice one day before the 1976 season. Foley liked the nylon stretched pants and Wilhelm followed suit. Wilhelm liked how the pants did not have a zipper and how they were custom-made. He also liked that players could wear low socks and how that saved time and money from using the customary sanitary socks. Wilhelm decided to experiment with the long pants in the 1976 and 1977 seasons, and he changed over to them permanently in 1978.

Since then, Clemson has had a tradition of wearing white pants for all games, home and away, much to the chagrin of equipment managers.

Winningest Division I Programs

Clemson has more all-time wins than any other ACC school and is ninth in the history of college baseball with 2,435 according to the 2009 NCAA Baseball Recordbook. Clemson enters its 112th season with a 2435-1349-30 record for a .642 winning percentage.

Florida State is second to Clemson in all-time wins among ACC teams and is 10th among all teams with 2,433 wins. North Carolina is 11th with 2,393 wins and Miami (FL) is 24th with 2,200 victories.

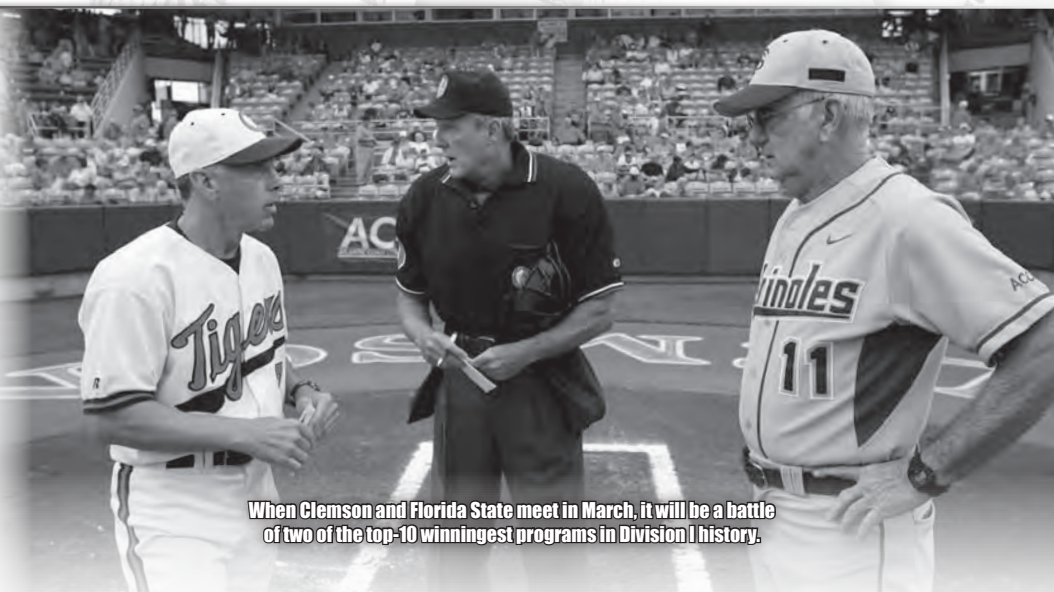
You can stump some people with the answer to the question, "Who is the all-time leader?" The answer is the team Clemson beat in the longest NCAA Tournament game in history, a 3-2 victory over Fordham that took 19 innings to complete in the 1988 NCAA Northeast Regional at New Britain, CT. The Rams, who have been playing college baseball for 148 years, have an all-time record of 4000-1986-50.

Winningest Division I Baseball Programs

Rk	School	Years	Win	Loss	Tie	Win %
1.	Fordham	148	4000	1986	50	.667
2.	Texas	112	3097	1085	30	.739
3.	Southern California	114	2617	1391	28	.652
4.	Michigan	135	2599	1444	36	.642
5.	Stanford	115	2559	1602	35	.614
6.	Arizona State	97	2534	1229	7	.673
7.	Arizona	103	2470	1300	23	.654
8.	Washington State	113	2441	1486	6	.621
9.	Clemson	111	2435	1349	30	.642
10.	Florida State	61	2433	892	11	.731
11.	North Carolina	119	2393	1459	37	.620
12.	Harvard	140	2357	1509	34	.609
13.	Minnesota	120	2309	1390	25	.623
14.	California	117	2308	1714	21	.573
15.	Alabama	115	2289	1355	23	.627
16.	Illinois	129	2288	1468	38	.608
17.	Mississippi State	119	2283	1307	27	.635
18.	Texas A&M	106	2275	1290	41	.637
19.	Fresno State	80	2268	1299	8	.636
20.	Oklahoma State	97	2256	1109	4	.670
	Ohio State	125	2256	1453	40	.607
22.	Notre Dame	116	2212	1308	20	.628
23.	Yale	144	2202	1931	39	.532
24.	Miami (FL)	64	2200	868	18	.716
25.	Oklahoma	103	2193	1282	11	.631

Wins Over Top-Ranked Teams

Clemson has defeated the #1 team in the nation in baseball 10 times, more than any other sport on the Tiger landscape. That list of 10 victories includes four over Miami (FL), more than any other opponent. All four of those wins took place away from Clemson.



When Clemson and Florida State meet in March, it will be a battle of two of the top-10 winningest programs in Division I history.

Clemson gained its 10th win over a top-ranked team in 2006 when the Tigers defeated a South Carolina team that was ranked #1 according to **Collegiate Baseball**. It was the first time Clemson defeated a top-ranked Gamecock team in any sport.

Clemson's first wins in history over the #1 team in the nation in any sport took place at Miami (FL) in an NCAA Tournament game in 1977 on consecutive days. The Tigers downed the top-ranked Hurricanes on May 21 and May 22 of 1977 to advance to the College World Series.

The Tigers also defeated a top-ranked Hurricane squad in 1986 in consecutive regular-season games at Greenville (SC) Municipal Stadium. The Tigers defeated the Hurricanes 7-4 and 9-5, wins many felt would get Clemson into the then 40-team NCAA Tourney. But the 42-21 Tigers were denied, the last year Clemson has failed to reach the tournament.

The baseball program has 10 of the Clemson sports program's 23 all-time wins over top-ranked teams. The men's soccer team is second (5).

One of the more unusual circumstances surrounding the nation's #1 team took place in 1994. In what is believed to be the only time two top-ranked teams faced each other, Clemson defeated Georgia Tech twice in three games at Atlanta, GA. Clemson entered that series ranked #1 by **Collegiate Baseball** and **Sports Weekly**, while Georgia Tech entered the series #1 by **Baseball America**. That was Jack Leggett's first year as Tiger head coach.

Clemson Baseball Wins Over Top-Ranked Teams

Date	Opponent	Site	Score
5-21-77	Miami (FL)	Coral Gables, FL	7-2
5-22-77	Miami (FL)	Coral Gables, FL	10-9
5-10-86	Miami (FL)	Greenville, SC	7-4
5-11-86	Miami (FL)	Greenville, SC	9-5
5-17-93	Georgia Tech	Greenville, SC	9-8
5-13-94	Georgia Tech	Atlanta, GA	9-8
5-15-94	Georgia Tech	Atlanta, GA	7-4
6-4-96	Alabama	Omaha, NE	14-13
4-10-99	Florida State	Tallahassee, FL	8-4
4-5-06	South Carolina	Columbia, SC	3-2

World Series Champions & All-Stars

Clemson has had four different former players win Major League World Series Championship rings. The first to do it was Flint Rhem, who was a member of the Saint Louis Cardinals, champions of 1926 and 1931. Rhem was a pitcher who had a 20-7 record during the 1926 season, the most wins by a National League pitcher that year.

Tim Teufel was a member of the New York Mets in the 1986 season, the year they defeated the Boston Red Sox to win the World Series Championship. He hit .247 in 93 games for the Mets that year. Teufel played 1,073 games in his Major League career.

Mark Davidson gave the Tigers a World Series Championship two years in a row when he played on the Minnesota team that won it all in 1987. Davidson played 102 games and hit .267 that season, his second year in the Majors.

Jimmy Key has had the most impressive World Series career of all the former Tigers. He played on the 1992 Blue Jays and the 1996 Yankee teams that won the World Series. He holds the distinction of being the only pitcher to gain the clinching victory in two different World Series in the 1990s. He was 2-0 in the 1992 World Series, winning game #4 and game #6, the latter in relief. He was 3-1 with a 2.50 ERA during his World Series career.

Clemson has had two former players participate in the Major League All-Star game. Billy O'Dell, a star pitcher for Clemson in the 1950s, is the only former Tiger to earn MVP honors in the All-Star game. He earned the victory and pitched 3.0 scoreless innings in the 1958 game at Baltimore, MD. He was a member of the Orioles at the time, so that was quite a special afternoon. O'Dell also played in the 1959 All-Star game.

Key is the other former Tiger to play in an All-Star game. He was chosen four times, including 1985, his rookie year. He was also chosen in 1991, 1993, and 1994. He is third to Brian Dawkins and Michael Dean Perry in Clemson athletic history in terms of All-Star game selections at the professional level. Dawkins made his seventh Pro Bowl appearances after the 2008 season, while Perry played in six Pro Bowls.



Billy O'Dell earned MVP honors in the 1958 Major League All-Star game.



7 Jack Leggett

Head Coach
16th Season at Clemson
30th Season Overall
Maine '76

Jack Leggett is no stranger to success. In 15 seasons, he has led Clemson to 680 victories (45 per season), 14 NCAA Tournament appearances, and five College World Series berths. Clemson is tied for the fifth-winningest program during his time as head coach.

The enthusiastic mentor, who turns 55 on March 5, has not built up that win total against easy competition. Of his 680 wins, 187 (28 percent) have come against teams ranked in the top 25 of at least one of the three major polls. He also has 95 victories over top-10 teams and 52 wins in NCAA Tournament competition.

The South Burlington, VT native has been with the Clemson program since the 1992 season. He served as recruiting coordinator and assistant head coach under Bill Wilhelm in 1992 and 1993.

He was a major contributor to a pair of Clemson teams that were ranked in the final top 20 of every poll and advanced to two NCAA Regionals. The Tigers also won the ACC Tournament title in 1993.

The word "championship" is also in the lexicon of terms when summarizing Leggett's 15 years as

head coach in Tigertown. In 1994, Clemson won the ACC regular-season title and went on to win the tournament title as well. In 1995, the Tigers repeated as ACC regular-season champions and won the NCAA East Regional title. The 1996 season brought Clemson another NCAA Regional title and a second consecutive berth to the College World Series. In 1999, Clemson won four games in two days to capture the Fayetteville (AR) Regional.

In 2006, the Tigers captured the Atlantic Division title with a 24-6 record and then won the ACC Tourney Championship. The Tigers also won regional titles in 2000, 2001, 2002, 2005, 2006, and 2007. Leggett guided Clemson to the College World Series in 2000, 2002, and 2006 as well.

Six of the 15 years have seen the Tigers finish in the top 10 of all three major polls, and

there has been at least one top-25 final ranking in 12 of the 15 seasons under Leggett.

For his accomplishments, he was named ACC Coach-of-the-Year in his first two seasons (1994,95). He is just one of a few coaches in the history of the ACC, regardless of sport, to be named ACC Coach-of-the-Year in each of his first two seasons in the league. He also earned the same honor in 2006.

His demeanor is one of aggressiveness and passion for the game. One can see Leggett sprinting to the third-base coaching box between innings and charging into the pregame huddle to get his players fired up. He expects the same intensity and has gotten that out of his players.

Leggett's Tigers have shown excellence in all areas of the game during his 15 seasons. His first year as Clemson's head coach was truly remarkable. The 1994 campaign was filled with unprecedented accomplishments. With just three starters returning in the field, Clemson was unranked in the preseason top 20, but it quickly reached the top 20 of every poll with a two-game sweep of #9 Tennessee. Those were the first two of 19 wins over top-25 teams.

The 1994 Tigers won a record 13 straight ACC games to open the season and concluded the year with a 20-4 league ledger. Clemson also had a 57-18 record thanks to an outstanding pitching staff that was in the top 25 in the nation in ERA.

After two wins over Miami (FL) in April of 1994, Clemson ascended to the #1 ranking in the nation



according to **Collegiate Baseball**. It was just the second #1 ranking in Tiger baseball history.

Leggett's Tigers won the 1994 ACC regular-season title, then they captured the ACC Tourney title by winning four games against top-20 teams. It was just the fifth time in school history that the Tigers won the regular-season and ACC Tourney titles in one year. As a result, Clemson was rewarded as a regional host for the first time in 13 years.

Clemson was eliminated in the NCAA Regional, but it still concluded the 1994 season as the nation's winningest team. The Tigers' 57 victories were second-most in ACC history. The summer following the 1994 season, Leggett was chosen to the University of Maine Hall of Fame.

In 1995, his Tigers had a 54-14 record, due in part to an offense that was in the top 10 in the nation in scoring (8.4 runs per game). The team also had six players who would go on to play in the Major Leagues. In 1996, the season ended with the Tiger pitching staff owning the best ERA (3.03) in the nation. With a record of 51-17, Clemson was fourth in the nation in wins.

The 1996 team also produced eight Major League Draft picks, including seven in the first 17 rounds. Included in those selections were pitchers Kris Benson, the #1 overall pick, and Billy Koch, the #4 overall pick. It was only the second time in the history of the draft, which dates back to 1965, that one school produced two of the first five picks.

In 1998, Clemson reached #3 in the nation and finished as high as #19. In 1999, Clemson was 6-6 against top-10 teams, even though just one of the 12 games was played at Doug Kingsmore Stadium.

In 2000, Clemson climbed to the #1 ranking by **Collegiate Baseball** after opening the season 23-3. The Tigers traveled back to Omaha for the first time in four seasons. Clemson went 1-2 in the College World Series after sweeping its way through the

The Leggett File

Full Name: Jackson Scott Leggett.

Born: March 5, 1954 in Bangor, ME.

Education: Bachelor's degree in physical education and minor in history at Maine (1976)...master's degree in teacher education at Vermont (1980).

Playing Experience: Four-year letterman (baseball) at Maine (1973-76)...three-year letterman (football) at Maine (1974-76).

Coaching Experience: Head coach at Vermont (1978-82)...head coach at Western Carolina (1983-91)...assistant head coach at Clemson (1992,93)...head coach at Clemson (1994-08).

Family: Son, Tanner (25), and daughter, Colby (23)...wife, Karen...Karen has three daughters, Kyla (27), Kristen (26), and Kacie (24), and a son, Kenny (20).



Leggett's Coaching Record

Year	School	Position(s)	W-L	NCAA
1978	Vermont	HC	11-9	
1979	Vermont	HC	12-11	
1980	Vermont	HC	12-16	
1981	Vermont	HC	22-15	
1982	Vermont	HC	18-10	
1983	Western Carolina	HC	25-20	
1984	Western Carolina	HC	37-20	
1985*	Western Carolina	HC	37-35	Regional
1986*	Western Carolina	HC	33-28	Regional
1987*	Western Carolina	HC	36-20	Regional
1988*	Western Carolina	HC	38-24	Regional
1989*	Western Carolina	HC	23-31	Regional
1990	Western Carolina	HC	37-25	
1991	Western Carolina	HC	36-26	
1992	Clemson	AHC,RC	50-14	Regional
1993*	Clemson	AHC,RC	45-20	Regional
1994*	Clemson	HC	57-18	Regional
1995	Clemson	HC	54-14	CWS
1996	Clemson	HC	51-17	CWS
1997	Clemson	HC	41-23	Regional
1998	Clemson	HC	43-16	Regional
1999	Clemson	HC	42-27	Super Regional
2000	Clemson	HC	51-18	CWS
2001	Clemson	HC	41-22	Super Regional
2002	Clemson	HC	54-17	CWS
2003	Clemson	HC	39-22	Regional
2004	Clemson	HC	39-26	Regional
2005	Clemson	HC	43-23	Super Regional
2006*	Clemson	HC	53-16	CWS
2007	Clemson	HC	41-23	Super Regional
2008	Clemson	HC	31-27-1	

* - conference champion

Years as a full-time college coach:.....31
 Winning seasons:.....29
 NCAA Tournament appearances:.....21
 Record as an assistant coach:.....95-34 (.736)
 Record as a head coach:.....1057-599-1 (.638)

Head Coaching Record By School

School	Seasons	Years	W-L	Win %
Vermont	5	1978-82	75-61	.551
Western Carolina	9	1983-91	302-229	.569
Clemson	15	1994-08	680-309-1	.687
Totals	29	1978-91,94-08	1057-599-1	.638

Clemson Head Coaching Record

Year	Overall	ACC	Finish	NCAA
1994^	57-18	20-4	1st	Regional
1995	54-14	20-4	1st	CWS
1996	51-17	17-7	2nd	CWS
1997	41-23	13-10	4th	Regional
1998	43-16	14-9	T-2nd	Regional
1999	42-27	13-10	3rd	Super Regional
2000	51-18	17-7	2nd	CWS
2001	41-22	17-7	2nd	Super Regional
2002	54-17	16-8	4th	CWS
2003	39-22	15-9	T-3rd	Regional
2004	39-26	14-10	T-4th	Regional
2005	43-23	21-9	2nd	Super Regional
2006^	53-16	24-6	*1st	CWS
2007	41-23	18-12	*2nd	Super Regional
2008	31-27-1	11-18-1	*4th	-----

* - Atlantic Division; ^ - ACC Tournament Champion

regional and super regional rounds. Clemson ended the year with a 51-18 record and finished second in the ACC. Clemson claimed 14 wins over top-25 teams, including 11 wins against top-10 teams.

The 2001 season saw Leggett and his team triumph over adversity. The Tigers suffered a five-game losing streak along with the unexpected loss of seniors Patrick Boyd and Mike Proto to injury. But Clemson finished second in the ACC and was a step away from Omaha before being eliminated by eventual National Champion Miami (FL).

The 2002 season saw Leggett receive region

coach-of-the-year honors by **ABCA**, as the Tigers were 54-17 and finished tied for third in the nation in Omaha. That team also featured eight draft picks, including unanimous National Player-of-the-Year Khalil Greene. Greene set the national career record for doubles (95) and finished second in hits (403).

In 2003, Clemson continued to win close games, as the Tigers were 15-5 in games decided by two runs or less. Michael Johnson went from undrafted out of high school to a second-round pick, as he finished his career with 58 homers, third-most in Tiger history. All four starting infielders also earned First or Second-Team All-ACC honors.

The 2004 campaign was one of adversity overcome, as Clemson started 9-10 but went 18-4 in its next 22 games. The team played in the Athens (GA) Regional and overcame a seven-run deficit to host Georgia to stay alive. But the Bulldogs rallied in the title game to claim the crown. He also coached nine Tigers who were selected in the 2004 draft.

The 2005 Tigers played one of their toughest schedules in history, which included 42 of their 66 games against teams that played in the NCAA Tournament. Clemson still managed to come within one win of a trip to the College World Series, falling in three games at Baylor in the Waco Super Regional. Clemson was 19-9 against top-25 ranked teams and won 21 ACC regular-season games, finishing in second place in the league standings.

In 2006, Clemson had the best ACC record (24-6) and won the ACC Tournament title. The Tigers later advanced to the College World Series and finished ranked #5 in all three polls with a 53-16 overall record, including a 26-9 mark against top-25 ranked teams. Clemson had a 3.26 ERA, the sixth-best figure in the nation, one of many reasons Leggett was named ACC Coach-of-the-Year. Tyler Colvin and Andy D'Alessio were both first-team All-Americans, while Josh Cribb earned third-team honors. Colvin (#13 overall pick) was one of 10 Tigers selected in the 2006 draft as well.

Clemson continued its postseason success in 2007 when it advanced to the Starkville Super Regional after winning the Myrtle Beach Regional with a 3-0 record. The squad had a 41-23 overall record and finished in the top 15 of all three major polls. D'Alessio tied the school record with 59 career homers. He was one of a school-record 11 draft picks from the 2007 team, five of which were taken in the first three rounds. Lefthander Daniel Moskos was the #4 overall pick of the draft as well.

Heading into 2009, Leggett has 1,057 career wins. He is the eighth-winningest active Division I head coach in the country. Leggett reached the 1,000-win mark in Clemson's 5-0 win at Maryland on March 25, 2007 to become just the 29th head coach in Division I history to reach 1,000 career wins. At the age of 53, he also became the second-youngest coach to reach that mark.

Leggett has a 74-55 record against SEC teams as the Tiger head coach, including a 45-18 record at Doug Kingsmore Stadium. He has lost just nine of 64 home ACC series while at Clemson as well. Leggett has been proving his expertise in recruiting for many years. But he also has experience in terms of teaching the finer points and game management.

Prior to his move to Clemson, Leggett served as a head coach for 14 years, including five at Vermont and nine at Western Carolina. He already had 377 career wins, including 302 at Western Carolina and 75 at Vermont, before he came to Clemson.



Leggett enters the 2009 season with a career record of 1057-599-1, seven conference titles, and 19 NCAA Tournament appearances on his resumé. So far, 84 of the players Leggett has brought to Tiger-town have signed professional baseball contracts.

Leggett led Western Carolina to five NCAA Tournaments (1985-89), five Southern Conference titles, and a national top-30 ranking during his tenure as head coach. His 1988 team set the school record for wins, posting a 38-24 record, while the 1989 squad set a conference record by winning its fifth-consecutive Southern Conference title. Under his guidance, the Catamounts averaged 33 wins a season during his time in Cullowhee, NC, and his teams played in the conference title game in eight of the nine seasons.

The 1991 Catamounts posted a 36-26 record. One of the 36 wins came in a 9-7 victory over Clemson on March 31, one of just 10 losses the #4 Tigers had that season. Leggett was named 1987 **ABCA** Atlantic Region Coach-of-the-Year and Southern Conference Coach-of-the-Year that same season. In 1989, he was appointed to the NCAA Division I Baseball Committee and served on the committee through the 1995 season.

In his tenure at Western Carolina, Leggett produced 35 First-Team All-Southern Conference players, six conference players-of-the-year, and

Leggett vs. ACC & SEC

Leggett vs. ACC as Clemson Head Coach

Team	Overall	Home	Away	Neutral
Boston College	5-4	3-3	2-1	0-0
Duke	35-11-1	18-3	16-7-1	1-1
Florida State	25-34	14-10	6-15	5-9
Georgia Tech	32-26	15-5	8-16	9-5
Maryland	40-7	21-0	16-7	3-0
Miami (FL)	9-6	4-2	3-3	2-1
North Carolina	28-18	13-8	12-6	3-4
N.C. State	35-18	18-5	9-12	8-1
Virginia	30-18	16-5	12-9	2-4
Virginia Tech	11-1	6-0	5-1	0-0
Wake Forest	36-15	17-4	16-8	3-3
Totals	286-158-1	145-45	105-85-1	36-28

Note: Includes records vs. teams as ACC members.

Leggett vs. SEC as Clemson Head Coach

Team	Overall	Home	Away	Neutral
Alabama	2-0	1-0	0-0	1-0
Arkansas	3-1	2-1	1-0	0-0
Auburn	7-8	4-3	2-5	1-0
Georgia	19-14	12-2	7-12	0-0
Kentucky	3-0	3-0	0-0	0-0
Mississippi State	3-2	3-0	0-2	0-0
South Carolina	28-27	14-12	14-13	0-2
Tennessee	9-3	6-0	3-2	0-1
Totals	74-55	45-18	27-34	2-3

had 16 players sign pro contracts. Of the players who played under him for four seasons, 100 percent graduated and more than 50 percent compiled a 3.0-or-better GPA. He was also inducted into the Western Carolina Athletic Hall of Fame in 2001.

Before going to Western Carolina for the 1983 season, Leggett spent five seasons at Vermont, where he turned that team into a consistent winner. He coached the Vermont club team in 1977, and then he organized and coached the school's first intercollegiate team in 1978. At age 23, he was the youngest NCAA baseball coach in the nation. He had a winning season in his first year and had a 75-61 overall record at Vermont.

Leggett graduated with honors from Maine in

1976, where he was an all-star performer in both football and baseball. He captained the 1976 Maine team that advanced to the College World Series, and he was a two-time All-Yankee Conference honoree in football as a defensive back and placekicker. He still holds the Maine record for the longest field goal, a 52-yarder.

Leggett has two children, son Tanner (25) and daughter Colby (23). Tanner lettered twice (2005,06) on the Clemson baseball team and graduated with a degree in marketing in 2006, while Colby is a graduate of Ohio State. Jack and Karen were married on August 6, 2005. Karen has four children, three daughters, Kyla (27), Kristen (26), and Kacie (24), and a son, Kenny (20).



Jack Leggett Comments

Coaching Influences

"Obviously, I admire Bill Wilhelm. He has taught me so much. I will never forget him for giving me this opportunity to coach at a great program.

"I had some great coaches at Maine. Jack Butterfield and John Winkin were tremendous coaches there. Walter Abbot was my football coach at Maine, and he taught me a lot about mental toughness. Jack Bicknell was also a football coach who influenced me.

"Paul Jordan was my football coach in high school. He taught me what it takes to be a winner, and he taught me about the benefits of self-sacrifice, how to be organized, and how to prepare for a game. Vermont's former athletic director (Rick Farnham) is also a coach who I've drawn a lot from."

Doug Kingsmore Stadium

"Doug Kingsmore Stadium is one of the top baseball facilities in the country. I am certainly prejudiced, but I think we have the finest facility in

the nation when one takes into account the players, the fans, the media, and the support personnel.

"We have some unique features in our ballpark, with the terrace and the close proximity of the fans to the field. But the greatest feature is the fan support. We have finished in the top 20 in the nation in average attendance each of the last 15 years. Our fans make it an exciting atmosphere. We have a season-ticket base over 3,000 fans, so there is strong support for the program in the community."

Goals for the Program

"We strive to go to Omaha every year...that is our standard. We put 'Omaha' on the back of our caps, because I want our players to know every day what we are striving for.

"Our daily goals are to play at a national championship level. We strive to exhibit the discipline necessary in everything we do, both on and off the field, to win the national championship. We talk about it...we don't hide that."

Philosophies of Baseball

"I like to play a very aggressive game. You have to take the action to the opposition and force the other team into mistakes. I like to hit-and-run, bunt, squeeze, steal bases, and be aggressive on the basepaths. I am not a coach who likes to sit back for the big inning.

"Consistency on defense is very important. It all begins on the mound. You can tell in our recruiting that this is an area we stress, because that is what carries teams to the NCAA Tournament."

Playing Experiences

"I enjoyed my college baseball experience at Maine. I was fortunate to play in the College World Series in 1976. It was a memorable time. Clemson was also at that College World Series. I can tell you who we played, what the score was, players on the other teams, what I did in each at-bat, the player introductions, what hotel we stayed in, and the plane we took to get there.

"Having been there as a player and seeing what a great experience it was, it motivates me to make that happen for our players."

Selling Points of the Clemson Program

"First of all, we have a great tradition. If a young man wants to get involved in a program that strives to go to Omaha and has a goal of winning the

national title, this is the place to be. That has been the case here for many years. We have been to the College World Series five of the last 14 years and 11 different times overall. It is a program that has not had a losing season since 1957 and has been to the NCAA Tournament 21 of the last 22 years.

"In every good program, there is a strong tradition. We are fortunate that Bill Wilhelm set that tradition for us. He coached here 36 years and never had a losing season. I don't see many coaches duplicating that feat in college baseball.

"I was a history minor in college at Maine, so I know how important that aspect is to a program. He brought it great stability. I appreciate what he did for me and what he did for this program.

"We saw the impact of that tradition in the fall of 2006 when we had a reunion of former Clemson baseball players. It was one of the most rewarding weekends of my professional career. We had former players from many different decades return to Clemson for an alumni game. We had former Major League players and walk-ons who all had a common bond for this program. It is one of the strengths of this program and this University.

"Second, we have the facilities and administrative backing to compete for the national title. That is something I would be looking for as a player. Doug Kingsmore Stadium is one of the top facilities in the country. We finished a multi-million-dollar renovation in 2003 and have made additional upgrades that makes it the nation's best college baseball stadium. It has been accomplished in a first-class manner in every aspect. More improvements, including a new left-field grandstand, will be concluded in 2010.


"Third, we have a tradition of playing host to regionals at Clemson, and that means we have fan support. You don't host regionals without drawing sellout crowds. The people in this community really embrace this program.

"Fourth, Vickery Hall, our student-athlete enrichment center, is among the best in the country. The programs at Vickery Hall show that Clemson cares about its student-athletes in all phases of his or her life. Any student-athlete at Clemson knows he or she has the chance to be successful in the classroom and graduate from Clemson.

"We have tremendous structure in our study-hall program. There is tradition in academics here as well. We had a record 24 players make the school's academic honor roll in the fall semester, and the team set a record with a 3.07 GPA."



Leggett By the Numbers



Winningest Active Head Coaches

Rk	Head Coach	Current School	Years	Wins
1.	Gene Stephenson	Wichita State	31	1653
2.	Augie Garrido	Texas	37	1582
3.	Mike Martin	Florida State	29	1538
4.	Mark Marquess	Stanford	32	1326
5.	Jim Morris	Miami (FL)	27	1199
6.	Jim Gilligan	Lamar	30	1082
7.	Pete Dunn	Stetson	29	1070
8.	Jack Leggett	Clemson	29	1057
9.	John Anderson	Minnesota	27	966
10.	Steve Kittrell	South Alabama	25	964
11.	Bob Todd	Ohio State	25	955
12.	Mark Johnson	Sam Houston State	23	953
13.	Ray Tanner	South Carolina	21	935
14.	Keith Guttin	Missouri State	26	904
15.	Pat Murphy	Arizona State	21	896
16.	Danny Hall	Georgia Tech	21	860
17.	Jim Brownlee	Illinois State	29	829
18.	Fred Hill	Rutgers	25	810
19.	Mike Gillespie	California-Irvine	21	805
20.	Gary Powers	Nevada	26	795
21.	Wayne Graham	Rice	17	787
22.	Jim Wells	Alabama	19	780
23.	Tony Robichaux	Louisiana-Lafayette	22	775
24.	Andy Lopez	Arizona	20	771
25.	Paul Mainieri	Louisiana State	20	763

Note: Only includes wins as a Division I head coach.

Most Wins (1994-08)

Rk	Team	Wins	Avg.
1.	Florida State	777	51.8
2.	Wichita State	747	49.8
3.	Rice	722	48.1
4.	Miami (FL)	695	46.3
5.	Clemson	680	45.3
	Cal State Fullerton	680	45.3
7.	Louisiana State	675	45.0
8.	Georgia Tech	652	43.5
9.	Texas	643	42.9
10.	Notre Dame	640	42.7
11.	Tulane	639	42.6
12.	Stanford	635	42.3
13.	South Carolina	632	42.1
14.	North Carolina	629	41.9
15.	Arizona State	623	41.5
16.	Oklahoma State	620	41.3
17.	Alabama	609	40.6
18.	Oral Roberts	607	40.5
19.	Ohio State	597	39.8
20.	Nebraska	590	39.3
21.	Florida	583	38.9
22.	N.C. State	582	38.8
23.	Texas Tech	581	38.7
24.	Tennessee	577	38.5
25.	Central Florida	576	38.4
	Texas A&M	576	38.4

- 3** Number of times Leggett has been named ACC Coach-of-the-Year (1994,95,06) as head coach at Clemson.
- 4** Number of schools that have more wins than Clemson during Leggett's tenure. Only Florida State, Wichita State, Rice, and Miami (FL) have won more.
- 5** Number of times Leggett has led the Tiger program to the College World Series.
- 9** Number of first-round draft picks Clemson has had during Leggett's tenure.
- 10** Number of players Leggett has coached at Clemson who have played in the Major Leagues.
- 14** Number of times in 15 years Leggett has led Clemson to an NCAA Regional.
- 20** Number of weeks ranked #1 in the nation in at least one of the three major polls under Leggett.
- 27** Number of All-Americans Leggett has coached as head coach at Clemson.
- 52** Number of NCAA Tournament games the Tigers have won in Leggett's tenure at Clemson. Also the length of field goal in yards Leggett booted while a kicker at Maine in the 1970s. The field goal still stands today as a Black Bear record.
- 84** Number of players Leggett has coached at Clemson who have either been drafted or signed pro contracts.
- 136** Number of weeks ranked in the top 10 of at least one of the three major polls under Leggett.
- 187** Number of wins Clemson has had against top-25 teams in Leggett's tenure.
- 248** Number of weeks ranked in the top 25 of at least one of the three major polls under Leggett.
- 250** Number of ACC regular-season wins Leggett has totaled in 15 years at Clemson, an average of 17 per season.
- 680** Number of wins Leggett has totaled in 15 years at Clemson, an average of 45 per season.
- 990** Number of Leggett's games in 15 years at Clemson.
- 1,057** Number of Leggett's victories in 29 years as a head coach.
- 1,657** Number of Leggett's games in 29 years as a head coach.
- 7,404** Number of runs Clemson has scored in 15 years under Leggett.



Leggett's 187 Top-25 Wins

Date	Opponent	Rank	Site	Score
2-19-94	Tennessee	9-15-NR	H	14-1
2-20-94	Tennessee	9-15-NR	H	4-2
3-25-94	Washington	22-19-16	N1	3-2
4-6-94	South Carolina	NR-NR-17	A	7-2
4-8-94	N.C. State	19-29-16	H	⁽¹⁰⁾ 10-8
4-9-94	N.C. State	19-29-16	H	9-5
4-10-94	N.C. State	19-29-16	H	6-5
4-22-94	North Carolina	NR-NR-22	A	11-1
4-24-94	North Carolina	NR-NR-22	A	3-2
4-26-94	Tennessee	11-13-14	A	3-2
4-29-94	Miami (FL)	4-3-3	H	7-5
5-1-94	Miami (FL)	4-3-3	H	⁽¹²⁾ 9-8
5-7-94	Florida State	2-5-3	H	5-2
5-8-94	Florida State	2-5-3	H	9-5
5-13-94	Georgia Tech	1-2-3	A	⁽¹⁰⁾ 9-8
5-15-94	Georgia Tech	1-2-3	A	7-4
5-19-94	N.C. State	24-NR-20	N2	17-5
5-20-94	Georgia Tech	2-3-2	N2	9-6
5-22-94	Florida State	8-13-8	N2	4-1
3-1-95	Tennessee	11-8-11	H	⁽¹⁰⁾ 6-4
3-2-95	Tennessee	11-8-11	H	7-6
3-4-95	Old Dominion ⁽¹⁾	21-NR-NR	H	10-5
3-4-95	Old Dominion ⁽²⁾	21-NR-NR	H	12-6
3-5-95	Old Dominion	21-NR-NR	H	7-1
3-7-95	James Madison	25-NR-NR	H	5-0
3-8-95	James Madison	25-NR-NR	H	16-6
3-21-95	Old Dominion	24-NR-NR	A	9-7
3-22-95	Old Dominion	24-NR-NR	A	4-2
4-14-95	N.C. State	NR-NR-25	A	⁽¹⁰⁾ 17-15
4-15-95	N.C. State	NR-NR-25	A	13-1
4-16-95	N.C. State	NR-NR-25	A	13-4
5-13-95	Miami (FL)	9-11-11	A	7-5
5-19-95	Florida State	5-7-6	N2	11-0
5-28-95	Alabama	19-17-16	H	7-4
2-16-96	South Florida	22-NR-NR	H	4-0
2-27-96	Tennessee	4-7-7	A	8-3
2-28-96	Tennessee	4-7-7	A	⁽¹⁰⁾ 10-4
4-26-96	N.C. State	18-20-17	H	14-0
5-4-96	Florida State	4-6-3	H	3-0
5-5-96	Florida State	4-6-3	H	2-1
5-6-96	Florida State	7-8-7	H	2-0
5-10-96	Georgia Tech	NR-18-NR	A	⁽¹⁰⁾ 9-8
5-12-96	Georgia Tech	NR-18-NR	A	9-2
5-24-96	Old Dominion	25-NR-NR	H	5-1
5-26-96	Tennessee	12-12-16	H	12-5
6-2-96	Oklahoma State	11-8-17	N3	⁽¹⁰⁾ 8-5
6-4-96	Alabama	1-2-3	N3	14-13
2-27-97	Cal State Northridge	23-19-25	N4	8-7
4-4-97	Florida State	9-7-8	A	10-7
4-15-97	Tennessee	8-11-9	H	13-5
4-25-97	Georgia Tech	18-6-10	H	7-4
5-15-97	Georgia Tech	11-4-6	N5	7-4
5-17-97	N.C. State	20-20-19	N5	⁽¹⁰⁾ 11-6
2-8-98	Auburn	11-22-10	N6	9-4
4-1-98	South Carolina	8-8-9	A	6-4
4-17-98	N.C. State	NR-NR-24	H	⁽¹²⁾ 11-10
4-18-98	N.C. State	NR-NR-24	H	17-6
4-24-98	Florida State	11-11-10	H	2-1
4-25-98	Florida State	11-11-10	H	5-4
5-9-98	North Carolina ⁽²⁾	24-NR-NR	A	8-1
5-10-98	North Carolina	24-NR-NR	A	7-6
2-25-99	Washington	NR-24-NR	N4	13-12
4-3-99	Miami (FL)	8-6-6	N7	7-5
4-10-99	Florida State	1-1-1	A	8-4
4-21-99	South Carolina	20-22-20	H	5-4
4-23-99	Georgia Tech	NR-19-21	H	24-4
4-24-99	Georgia Tech	NR-19-21	H	13-8
4-25-99	Georgia Tech	NR-19-21	H	6-5
5-9-99	North Carolina	12-10-14	H	20-7
5-10-99	North Carolina	15-14-18	H	5-4
5-22-99	Florida State	3-2-3	N8	8-7
5-29-99	Arkansas	10-8-10	A	12-4
6-5-99	Texas A&M	2-6-5	A	10-3
1-28-00	Rice	14-7-7	N9	3-1
1-29-00	Miami (FL)	5-5-4	N9	4-0
3-14-00	East Carolina	22-17-21	H	7-0
4-1-00	North Carolina	10-13-8	A	10-2
4-15-00	Wake Forest ⁽¹⁾	12-11-15	H	⁽¹²⁾ 6-5
4-15-00	Wake Forest ⁽²⁾	12-11-15	H	5-4
4-30-00	Georgia Tech	8-5-11	A	13-12
5-6-00	Florida State	2-2-2	H	8-7
5-7-00	Florida State	2-2-2	H	5-4
5-8-00	Florida State	7-4-4	H	7-4
5-18-00	Florida State	8-8-4	N7	8-4
6-2-00	Mississippi State	14-10-14	H	11-4
6-3-00	Mississippi State	14-10-14	H	9-4
6-9-00	San Jose State	12-7-NR	N3	10-6
3-3-01	South Carolina	7-4-6	A	7-4
3-23-01	Wake Forest	20-24-20	A	⁽¹²⁾ 4-1
3-25-01	Wake Forest	20-24-20	A	9-1
4-20-01	Georgia Tech	9-11-7	H	3-0
4-21-01	Georgia Tech	9-11-7	H	5-1
2-22-02	Auburn	NR-NR-25	H	7-4
2-23-02	Auburn	NR-NR-25	H	8-5
2-24-02	Auburn	NR-NR-25	H	6-5
3-2-02	South Carolina	5-4-4	A	9-7
3-3-02	South Carolina	5-4-4	H	⁽¹⁰⁾ 11-10
4-12-02	North Carolina	21-13-24	A	⁽¹⁰⁾ 11-7
4-13-02	North Carolina	21-13-24	A	4-2
4-24-02	South Carolina	5-5-6	A	4-1
4-27-02	Wake Forest	3-5-3	H	5-3
4-28-02	Wake Forest	3-5-3	H	4-0
5-4-02	Georgia Tech	13-13-9	A	12-9
5-22-02	Georgia Tech	10-9-7	N5	10-0
5-25-02	Wake Forest	5-2-4	N5	8-6
6-1-02	East Carolina	NR-NR-22	H	4-2
6-2-02	East Carolina	NR-NR-22	H	21-1
6-8-02	Arkansas	25-18-NR	H	8-7
6-9-02	Arkansas	25-18-NR	H	7-4
6-14-02	Nebraska	9-7-13	N3	11-10
6-16-02	Georgia Tech	8-6-9	N3	9-7

2-22-03	Auburn ⁽¹⁾	16-23-16	A	11-8
3-1-03	South Carolina	10-6-7	H	8-0
3-29-03	N.C. State ⁽²⁾	17-16-21	A10	12-10
4-2-03	South Carolina	NR-22-20	A	4-2
4-11-03	Florida State	3-2-2	A	8-4
4-25-03	Georgia Tech	7-4-4	H	⁽¹⁰⁾ 9-7
4-26-03	Georgia Tech	7-4-4	H	10-5
4-27-03	Georgia Tech	7-4-4	H	11-3
3-12-04	Auburn	7-12-9	H	14-9
4-7-04	South Carolina	6-9-7	H	9-4
4-14-04	South Carolina	6-13-6	A	13-5
4-16-04	North Carolina	20-10-17	A	2-1
4-18-04	North Carolina	20-10-17	A	⁽¹⁰⁾ 4-2
5-3-04	Florida State	NR-24-NR	H	18-9
5-7-04	Central Florida	24-NR-NR	H	8-5
5-26-04	North Carolina	NR-23-20	N11	7-6
6-6-04	Georgia ⁽¹⁾	11-10-20	A	10-9
2-25-05	California-Irvine	18-20-24	H	3-2
2-26-05	California-Irvine	18-20-24	H	5-4
2-27-05	California-Irvine	18-20-24	H	10-2
3-19-05	North Carolina	13-9-14	H	9-1
3-20-05	North Carolina	13-9-14	H	7-3
3-29-05	Coastal Carolina	NR-25-NR	H	14-5
3-30-05	Coastal Carolina	NR-25-NR	H	8-1
4-3-05	Florida State ⁽²⁾	17-6-10	A	7-3
4-13-05	South Carolina	8-5-4	H	12-2
4-20-05	South Carolina	13-13-8	A	7-5
4-30-05	Georgia Tech	7-6-8	H	6-5
5-17-05	College of Charleston	NR-20-24	H	8-5
5-19-05	Miami (FL)	4-7-4	H	15-5
5-20-05	Miami (FL)	4-7-4	H	9-2
5-21-05	Miami (FL)	4-7-4	H	6-2
5-26-05	Miami (FL)	12-13-8	N12	9-1
5-27-05	N.C. State	18-NR-23	N12	5-4
6-4-05	College of Charleston	NR-22-22	H	6-0
6-11-05	Baylor	6-6-10	A	4-2
3-5-06	South Carolina	9-15-12	H	6-4
3-10-06	Kansas	25-NR-NR	H	7-2
3-12-06	Kansas	25-NR-NR	H	4-3
3-24-06	N.C. State	20-20-12	H	9-5
3-25-06	N.C. State	20-20-12	H	4-2
3-26-06	N.C. State	20-20-12	H	6-2
3-29-06	Georgia	22-19-21	H	10-7
3-31-06	Miami (FL)	25-11-13	A	8-6
4-1-06	Miami (FL)	25-11-13	A	6-2
4-2-06	Miami (FL)	25-11-13	A	14-1
4-5-06	South Carolina	2-1-2	A	3-2
4-12-06	South Carolina	7-9-7	H	10-5
4-14-06	Georgia Tech	14-11-10	A	7-6
5-12-06	Florida State	17-15-13	H	9-1
5-13-06	Florida State	17-15-13	H	⁽¹⁰⁾ 4-3
5-14-06	Florida State	17-15-13	H	11-2
5-16-06	College of Charleston	21-NR-NR	H	1-0
5-18-06	Wake Forest	NR-22-NR	H	26-1
5-19-06	Wake Forest	NR-22-NR	H	6-0
5-20-06	Wake Forest	NR-22-NR	H	7-3
5-25-06	Georgia Tech	11-16-7	N12	3-2
5-27-06	Georgia Tech ⁽²⁾	11-16-7	N12	16-11
5-28-06	N.C. State	NR-NR-25	N12	8-4
6-9-06	Oral Roberts	19-14-NR	H	11-8
6-10-06	Oral Roberts	19-14-NR	H	6-5
6-16-06	Georgia Tech	7-7-4	N3	8-4
3-7-07	Coastal Carolina	17-NR-25	H	4-0
4-22-07	Virginia	6-8-7	H	2-1
4-25-07	South Carolina	9-10-5	H	14-5
4-27-07	Georgia Tech	24-19-NR	H	⁽¹¹⁾ 3-2
4-28-07	Georgia Tech	24-19-NR	H	10-3
5-12-07	Florida State	2-2-2	A	7-6
5-13-07	Florida State	2-2-2	A	11-6
5-23-07	Miami (FL)	NR-25-NR	N12	⁽¹³⁾ 5-4
5-26-07	Florida State	3-3-4	N12	5-1
6-3-07	Coastal Carolina	10-12-12	A	11-8
6-4-07	Coastal Carolina	10-12-12	A	15-3
3-18-08	Coastal Carolina	21-NR-21	H	9-6
5-11-08	Georgia Tech	NR-25-NR	A	16-6
5-24-08	Georgia Tech	NR-NR-24	N12	10-4

N1 - Honolulu, HI; N2 - Greenville, SC; N3 - Omaha, NE; N4 - Las Vegas, NV; N5 - Saint Petersburg, FL; N6 - Kissimmee, FL; N7 - Fort Mill, SC; N8 - Durham, NC; N9 - Lake Buena Vista, FL; A10 - Kinston, NC; N11 - Salem, VA; N12 - Jacksonville, FL; Note: Rankings by Baseball America, Collegiate Baseball, Sports Weekly; home wins in bold.

In 15 seasons at Clemson, Jack Leggett has 41 wins over top-25 ranked SEC teams.



Leggett vs. All Competition

Opponent	Overall	Pct.	UV	WCU	CU
Alabama	2-0	1.000			2-0
American	1-0	1.000	1-0		
Appalachian State	21-10	.677		18-10	3-0
Arkansas	3-1	.750			3-1
Arkansas State	1-0	1.000			1-0
Auburn	13-20	.394		6-12	7-8
Augusta	1-1	.500		1-1	
Austin Peay State	2-1	.667		2-1	
Baylor	1-2	.333			1-2
Birmingham-Southern	2-0	1.000			2-0
Boston College	6-5	.545	1-1		5-4
Bridgeport	1-1	.500	1-1		
California	1-2	.333			1-2
California State-Fullerton	0-1	.000			0-1
California State-Northridge	1-1	.500			1-1
California-Irvine	3-0	1.000			3-0
Campbell	16-17	.485		16-17	
Carson-Newman	11-4	.733		11-4	
Central Florida	5-3	.625			5-3
Charleston Southern	8-0	1.000			8-0
Charleston, College of	14-0	1.000			14-0
Charlotte	3-5	.375		1-4	2-1
Citadel, The	38-15	.717		31-14	7-1
Clarkson	6-0	1.000	6-0		
Clemson	3-15	.167		3-15	
Coastal Carolina	24-4	.857			24-4
Connecticut	5-4	.556	5-4		
Creighton	1-1	.500			1-1

Leggett vs. Top-25 Ranked Teams

Opponent	Top 25	Top 10	Top 5	#1
Alabama	2-0	1-0	1-0	1-0
Arkansas	3-1	1-0		
Auburn	6-6	2-2		
Baylor	1-2	1-2		
Cal State Fullerton	0-1	0-1	0-1	
Cal State Northridge	1-1			
California-Irvine	3-0			
Central Florida	1-3			
Charleston, College of	3-0			
Coastal Carolina	6-0	2-0		
East Carolina	3-1			
Florida State	25-34	21-32	15-24	1-4
Georgia	2-4	1-2		
Georgia Southern	0-2			
Georgia Tech	28-23	19-15	9-6	2-1
James Madison	2-0			
Kansas	2-1			
Louisiana-Lafayette	0-1	0-1		
Miami (FL)	13-13	9-13	6-9	0-2
Mississippi State	2-2	2-0		
Nebraska	1-0	1-0		
North Carolina	14-13	6-8	0-4	
N.C. State	17-8			
Notre Dame	0-1			
Oklahoma State	1-1	1-1		
Old Dominion	6-0			
Oral Roberts	2-0			
Rice	1-1	1-1		
San Jose State	1-0	1-0		
South Alabama	0-1			
South Carolina	17-24	14-18	7-14	1-1
South Florida	1-2			
Southern California	0-1	0-1	0-1	
Stanford	0-2	0-2	0-1	0-1
Tennessee	9-3	7-2	2-1	
Texas A&M	1-2	1-2	1-2	
Virginia	1-2	1-2		
Wake Forest	10-8	3-1	3-1	
Washington	2-1			
Winthrop	0-1			
Totals	187-166	95-106	44-64	5-9

Note: Only includes records as Clemson's head coach; **bold** denotes 2009 opponent.

Dartmouth	2-0	1.000	2-0	
Davidson	22-11	.667	21-11	1-0
Delaware	1-0	1.000		1-0
Duke	35-11-1	.755		35-11-1
East Carolina	5-10	.333	0-3	5-7
East Tennessee State	20-6	.769	17-6	3-0
Eastern Connecticut State	0-3	.000	0-3	
Eastern Kentucky	15-8	.652	15-8	
Elon	9-7	.563	1-3	8-4
Fairfield	3-4	.429	3-4	
Florida	3-9	.250	3-9	
Florida Atlantic	1-1	.500		1-1
Florida International	2-3	.400	2-3	
Florida State	25-34	.424		25-34
Fresno State	1-1	.500		1-1
Furman	43-11	.796	29-7	14-4
Gardner-Webb	3-0	1.000		3-0
George Mason	8-1	.889		8-1
Georgia	22-26	.458	3-12	19-14
Georgia Southern	17-11	.607	6-6	11-5
Georgia Tech	35-31	.530	3-5	32-26
Grand Canyon	2-0	1.000		2-0
Hawaii	1-0	1.000		1-0
Hawaii-Hilo	3-0	1.000		3-0
High Point	17-4	.810	15-4	2-0
Holy Cross	3-2	.600	3-2	
Illinois	1-1	.500	0-1	1-0
Indiana State	0-1	.000	0-1	
Iona	0-2	.000	0-2	
Jacksonville	1-0	1.000		1-0
James Madison	10-2	.833	0-2	10-0
Kansas	2-1	.667		2-1
Kansas State	3-0	1.000		3-0
Kentucky	3-0	1.000		3-0
La Salle	0-1	.000	0-1	
Lewis-Clark State	0-1	.000		0-1
Liberty	4-3	.571	3-0	1-3
Louisiana-Lafayette	0-1	.000		0-1
Maine	16-17	.485	2-13	1-4 13-0
Marshall	8-5	.615		8-5
Maryland	40-7	.851		40-7
Massachusetts	5-4	.556	5-4	
Memphis	2-1	.667		2-1
Mercer	5-1	.833		5-1
Miami (FL)	14-16	.467	0-1	14-15
Middle Tennessee	3-2	.600	1-2	2-0
Middlebury	7-1	.875	7-1	
Milligan	4-0	1.000		4-0
Mississippi State	4-4	.500	1-2	3-2
Missouri State	2-1	.667		2-1
Morehead State	3-0	1.000		3-0
Navy	1-0	1.000		1-0
Nebraska	1-0	1.000		1-0
Nevada	1-1	.500		1-1
Nevada-Las Vegas	4-4	.500		4-4
New Hampshire	5-4	.556	4-4	1-0
New York Tech	3-0	1.000		3-0
Newberry	3-0	1.000		3-0
North Adams State	4-0	1.000	4-0	
North Carolina	28-21	.571	0-3	28-18
North Carolina A&T	1-0	1.000		1-0
North Carolina State	42-36	.538	7-18	35-18
North Carolina-Asheville	17-2	.895	14-2	3-0
North Carolina-Greensboro	2-0	1.000		2-0
North Carolina-Wilmington	5-0	1.000		5-0
Northeastern	2-2	.500	2-2	
Northwestern	2-0	1.000		2-0
Norwich	8-1	.889	8-1	
Notre Dame	0-1	.000		0-1
Ohio	9-1	.900	3-0	6-1
Ohio State	2-3	.400	2-2	0-1
Oklahoma State	1-3	.250	0-2	1-1
Old Dominion	19-2	.905	1-0	18-2
Oral Roberts	3-0	1.000		3-0
Oregon State	2-2	.500		2-2
Pacific	3-0	1.000		3-0
Piedmont	4-1	.800		4-1

Leggett's Milestone Wins

Win	Date	Opponent	Score
*1	4-21-1978	Connecticut	12-4
^100	5-1-1983	The Citadel⁽²⁾	(8)2-1
^200	4-13-1986	The Citadel	12-4
^300	4-22-1989	Appalachian State	11-10
400	3-23-1994	Hawaii	7-3
500	3-8-1996	Virginia Tech	8-4
600	3-14-1998	Maine⁽²⁾	19-11
700	4-23-2000	Duke	12-8
800	5-13-2002	Virginia	5-3
900	3-26-2005	Maryland ⁽¹⁾	⁽¹³⁾ 6-4
1000	3-25-2007	Maryland	5-0
1057	5-24-2008	Georgia Tech	10-4

Clemson

Win	Date	Opponent	Score
1	2-12-1994	Western Carolina⁽¹⁾	3-1
100	4-29-1995	Georgia Tech	6-1
200	5-14-1997	Wake Forest	8-6
300	3-8-2000	William & Mary	10-6
400	3-27-2002	Coastal Carolina	6-2
500	4-25-2004	N.C. State	9-6
600	5-25-2006	Georgia Tech	3-2
680	5-24-2008	Georgia Tech	10-4

* - as Vermont's head coach; ^ - as Western Carolina's head coach; Note: Home games in **bold**.

Presbyterian	1-0	1.000		1-0
Princeton	1-0	1.000		1-0
Providence	2-3	.400	2-2	0-1
Purdue	4-0	1.000		1-0 3-0
Radford	3-1	.750		3-1
Rhode Island	2-6	.250	2-6	
Rice	2-2	.500		2-2
Richmond	2-1	.666		2-1
Saint John's	2-0	1.000	1-0	1-0
Saint Lawrence	2-3	.400	2-3	
Saint Michael's	8-0	1.000	8-0	
San Jose State	1-0	1.000		1-0
Seton Hall	2-0	1.000		2-0
Siena	3-2	.600	1-2	2-0
Slippery Rock	2-0	1.000		2-0
South Alabama	2-2	.500		2-2
South Carolina	31-35	.470		3-8 28-27
South Carolina-Aiken	0-3	.000		0-3
South Carolina-Upstate	6-2	.750		6-2
South Florida	2-2	.500		2-2
Southeastern Massachusetts	0-1	.000	0-1	
Southern California	0-1	.000		0-1
Stanford	0-2	.000		0-2
Stetson	3-0	1.000		3-0
Stonehill	2-0	1.000	2-0	
Tennessee	11-8	.579	2-5	9-3
Tennessee Tech	4-0	1.000	2-0	2-0
Texas A&M	1-3	.250	0-1	1-2
Texas State	0-1	.000		0-1
Texas Tech	1-2	.333		1-2
Texas-Arlington	1-0	1.000		1-0
Virginia	32-18	.640	2-0	30-18
Virginia Commonwealth	2-0	1.000	2-0	
Virginia Military	12-2	.857		12-2
Virginia Tech	15-4	.789	1-3	14-1
Wake Forest	37-16	.698	1-1	36-15
Washington	2-1	.667		2-1
West Chester State	0-2	.000	0-2	
West Virginia	2-0	1.000		2-0
Western Carolina	24-7	.774		24-7
Western Kentucky	2-0	1.000	2-0	
Westfield State	0-1	.000	0-1	
William & Mary	3-0	1.000		3-0
Winthrop	9-3	.750	3-0	6-3
Wofford	16-2	.889	7-2	9-0
Totals	1057-599-1	.638	75-61	302-229 680-309-1

Note: **Bold** denotes 2009 opponent.

Leggett's Coaching Tree

Coach	Current/Last Team	Title	*Year(s)	^Player	^Coach
Erik Bakich	Vanderbilt	Assistant Coach	2003-09		2002
Andy Barlow	MIT	Head Coach	2004-09	1982	
Scott Berney	Southern Connecticut	Assistant Coach	2005,06	2000	
Toby Bicknell	Davidson	Assistant Coach	2009		2007,08
Tim Corbin	Vanderbilt	Head Coach	2003-09		1994-02
Bill Currier	Vermont	Head Coach	1988-09	1979-81	1985,86
Kevin Erminio	Kennesaw State	Assistant Coach	2007-09		1996-98
Jim Farrell	Vermont	Assistant Coach	2008	1979-81	
Ben Hall	Wingate	Assistant Coach	2008,09	2005,06	2007
Mike Hampton	Saint John's	Assistant Coach	2001-09	1994	1999
Rodney Hennon	Georgia Southern	Head Coach	2000-09	1990,91	
Jeff Hourigan	New Haven	Assistant Coach	2006-09	2002,03	
Bill Jarman	East Carolina	Assistant Coach	2007-09		1989-91
Keith LeClair	East Carolina	Head Coach	1997-02	1985-88	1989-91
Gregg Kilby	Maryland	Assistant Coach	2001-04		1994,95
Bradley LeCroy	Tennessee	Assistant Coach	2008,09	1997-00	2003-05
Matthew LeCroy	Hagerstown (Nationals)	Manager	2009	1995-97	
Billy McMillon	Greenville (Red Sox)	Assistant Coach	2008,09	1991-93	
Paul Menhart	Potomac (Nationals)	Assistant Coach	2009	1988-90	
Darryl Morhardt	George Washington	Assistant Coach	2007	1983	
Kevin O'Sullivan	Florida	Head Coach	2008,09		1999-07
John Pawlowski	Auburn	Head Coach	2009		1994-98
Todd Raleigh	Tennessee	Head Coach	2008,09	1988-91	
Mike Rhue	Northern Colorado	Assistant Coach	2007,08	1998,00	
Keith Shumate	North Carolina A&T	Head Coach	1999-09	1986-88	
Todd Sinicki	Binghamton	Head Coach	1993-09	1987,88	
Mike Tidick	Georgia Southern	Assistant Coach	2000-09	1990,91	
Russell Triplett	South Carolina-Upstate	Assistant Coach	2008,09	2001-04	2006
Adam Walker	University of the Cumberlands	Assistant Coach	2007-09	2003,04	

* - at current/last school; ^ - under Jack Leggett as a head coach; Note: Current coaches in bold.

Four of the 12 current SEC head coaches either played or coached under Jack Leggett.



Tim Corbin

Vanderbilt Head Coach (2003-09)
Clemson Assistant Coach (1994-02)



Bill Currier

Vermont Head Coach (1988-09)
Western Carolina Assistant Coach (1985,86)
Vermont Player (1979-81)



Rodney Hennon

Georgia Southern Head Coach (2000-09)
Western Carolina Player (1990,91)



Kevin O'Sullivan

Florida Head Coach (2008,09)
Clemson Assistant Coach (1999-07)




John Pawlowski

Auburn Head Coach (2009)
Clemson Assistant Coach (1994-98)



Todd Raleigh

Tennessee Head Coach (2008,09)
Western Carolina Player (1988-91)



John Pawlowski (left), Tim Corbin (center), and Kevin Erminio (right) were Tiger assistant coaches under Jack Leggett between 1996-98.

11 | Tom Riginos

Associate Head Coach & Recruiting Coordinator

7th Season at Clemson

16th Season Overall

Stetson '90

Tom Riginos is in his seventh year with the Tiger program as the hitting and outfielders coach. He also carries the title of associate head coach and recruiting coordinator. Riginos (pronounced ri-JEEN-uhs), who will turn 41 on April 5, coached nine seasons as Stetson's recruiting coordinator from 1994-02, where he also coached the hitters and outfielders. He was responsible for all aspects of the Hatter junior varsity team as well.

In his first season as the hitting coach at Clemson in 2003, the Tigers batted .309 and sported

a consistent lineup from top to bottom. All four starting infielders were named First or Second-Team All-ACC. The Tigers also led the conference in batting average (.326) in ACC regular-season games.

In 2004, Riginos coached Brad McCann, who hit .379 with 16 homers and 65 RBIs. That team also hit 73 homers, 149 doubles, and stole 77 bases.

The 2005 season saw two Tiger hitters earn All-America honors under his watch. Kris Harvey was a first-team All-American when he hit 25 homers (tied for second-most in the nation) with 70 RBIs. Taylor Harbin earned second-team All-America honors as a freshman when he hit 28 doubles (second-most in the nation). The consistency showed in the fact that no Tiger hit over .350, but the team still batted .305 with 76 home runs.

In 2006, Clemson was 19th in the nation in homers per game in its ACC Championship and College World Series season. Tyler Colvin went from undrafted out of high school to being a first-team All-American thanks to hitting .356 with 13 homers and 70 RBIs. Colvin was also the #13 overall pick of the 2006 draft. D'Alessio was a first-team All-American as well after hitting 23 homers with 85 RBIs.

The 2007 Tigers sported a veteran lineup, led by Brad Chalk with a .366 batting average and .483 on-base percentage. D'Alessio added 17 homers,

giving him a school-record-tying 59 in his career. He also helped Doug Hogan go from relative obscurity in his first two years to a .350 batting average and 13 homers in 2007.

The 2008 Tigers had a regular lineup of eight underclassmen but still hit 62 homers. He molded Kyle Parker from what should have been his senior year of high school to a First-Team All-ACC season.

In 2007 and 2008, Riginos coached his son Ben, who hit .310 with 13 homers and 49 RBIs in 58 games in 2008. Ben was rated as the #24 college prospect in the nation prior to the 2009 season by **Baseball America**.

While at Stetson, he recruited eight classes that gained national recognition. He also recruited six All-Americans and 10 freshman All-Americans during his tenure with the Hatters.

As hitting coach, he coached four of the top-five hitting teams in Stetson history, including the 2001 team that hit .324 with 78 homers. It was also 24th nationally in batting average, 12th in slugging percentage, and 19th in homers per game.

Riginos coached five All-Americans and five of the top hitters in Stetson history, including Kevin Nicholson, Sammy Serrano, Frank Corr, and Chris Westervelt. All five were league players-of-the-year and earned multiple All-America accolades.

Nicholson was drafted by San Diego in the first round of the 1997 draft and made his Major League debut with the Padres in 2001. Serrano batted a school-record .457 in 1998 and was chosen in the second round that same year by the Giants.

Prior to his nine seasons at Stetson,

Riginos spent two years as the top assistant and graduate assistant coach at Eastern Kentucky. He coached the Colonels to a second-place finish in the league in 1992 while serving as the team's hitting and outfield coach. Prior to his stint at Eastern Kentucky, Riginos spent one season on the coaching staff at his alma mater, Countryside High School (Clearwater, FL).

Riginos was a four-year letterman (1987-90) for the Hatters, and he helped Stetson to three NCAA Regionals and three Trans America Athletic Conference titles. He played 225 games during his career and hit .279, while finishing as one of the top stolen-base leaders in Hatter history with 61. Riginos was also a team captain during the 1990 season.

The Clearwater, FL native earned his bachelor's degree in sports administration from Stetson in 1990. He later earned a master's degree in physical education/sports administration from Eastern Kentucky in 1993, where he had a 3.36 GPA.

Riginos is married to the former Shaileen Kelley. The couple has twin girls, Alexandra and Grace, born November 22, 2000. Tom also has a son, Ben (21). Riginos was born April 5, 1968 in Tampa, FL.

The Riginos File

Full Name: Thomas Anthony Riginos.

Born: April 5, 1968 in Tampa, FL.

Education: Bachelor of arts degree in sports administration at Stetson (1990)...master of science degree in physical education/sports administration at Eastern Kentucky (1993).

Playing Experience: Four-year letterman at Stetson (1987-90).

Coaching Experience: Assistant coach at Countryside (FL) High School (1991)...graduate assistant coach at Eastern Kentucky (1992,93)...assistant coach at Stetson (1994-02)...assistant head coach at Clemson (2003-07)...associate head coach/recruiting coordinator at Clemson (2008).

Family: Wife, Shaileen...the couple has twin girls, Alexandra and Grace (8)...Tom has a son, Ben (21).

Riginos' Coaching Record

Year	School	Position(s)	W-L	NCAA
1991	Countryside (FL) HS	AC		
1992	Eastern Kentucky	GA	22-30	
1993	Eastern Kentucky	GA	22-26	
1994	Stetson	AC	37-21	
1995	Stetson	AC	34-25	
1996	Stetson	AC	42-23	Regional
1997	Stetson	AC	37-26-1	Regional
1998	Stetson	AC	30-31-1	
1999	Stetson	AC	23-31	
2000	Stetson	AC	48-16	Regional
2001	Stetson	AC	43-17	Regional
2002	Stetson	AC	42-19	Regional
2003	Clemson	AC	39-22	Regional
2004	Clemson	AC	39-26	Regional
2005	Clemson	AC	43-23	Super Regional
2006	Clemson	AC	53-16	CWS
2007	Clemson	AC	41-23	Super Regional
2008	Clemson	AC, RC	31-27-1	

Years as a full-time college coach:..... 15
 Winning seasons:..... 13
 NCAA Tournament appearances:..... 10
 Record as an assistant coach:..... 582-346-3 (.627)
 Record as a head coach:..... 0-0



16 | Kyle Bunn

Assistant Coach
2nd Season at Clemson
8th Season Overall
The Citadel '99

Kyle Bunn is in his second season on the Clemson coaching staff as the pitching coach. He has served as a Division I coach seven seasons, and all seven teams have ended the year with a winning record.

With the Tiger program in 2008, he coached the hurlers to an outstanding 2.48 strikeout-to-walk ratio, Clemson's second-best mark since 1996. Under Bunn's guidance, D.J. Mitchell had a 3.47 ERA and 106 strikeouts in 98.2 innings pitched on his way to earning First-Team All-ACC honors. His strikeout total was also most in the ACC in the regular season. Matt Vaughn had 11 saves and a 3.15 ERA as one of the ACC's top closers.

A former pitcher at The Citadel, Bunn completed his first season as a full-time assistant coach at Mississippi in 2007 after serving five seasons as the Rebels' volunteer assistant. In his six years working with the pitchers, 16 Mississippi hurlers were selected in the draft, eight of which had not been drafted previously.

From 2004-07, all four Rebel teams hosted an NCAA Regional, including an SEC Western Division title in 2005. The 2003 team played in the Houston (TX) Regional at Rice. The 2003 pitching staff had five freshmen who all pitched at least 50 innings,

while the team led the SEC with a 3.45 ERA. The 2002 team had three pitchers drafted as well.

During the 2006 season, Bunn saw one of his biggest challenges as a pitching coach, as the Rebels replaced the entire starting rotation from the 2005 season. Mississippi lost four pitchers and a pair of two-way players who both earned All-America honors on the way to leading the Rebels to within one out of an appearance in the College World Series.

The 2007 season saw the Rebels emerge as one of the top pitching staffs in the SEC under Bunn's tutelage. Mississippi

had a 3.58 ERA overall (second-best in the SEC and 17th-best in the nation), but its 3.37 ERA during the regular season was best in the SEC and ninth-best in the nation. Mississippi's 8.6 strikeouts per nine innings pitched was also the ninth-best mark in the country in 2007.

Lance Lynn and Will Kline claimed the top-two spots on the school's single-season strikeout list with 146 and 134, respectively. The Rebels saw three pitchers claim All-SEC honors, as Lynn and sophomore Cody Satterwhite were named Second-Team All-SEC, and Nathan Baker was named to the All-Freshman team. Baker was also named a freshman All-American by **Collegiate Baseball**, one of three freshman All-Americans Bunn coached at Mississippi. Lynn and Satterwhite were also selected to represent the United States as part of USA Baseball's National team in the summer of 2007. They were two of three Rebel hurlers Bunn sent to USA Baseball.

Three Mississippi hurlers heard their names called in the 2007 draft, as Kline (second round, Devil Rays), Craig Rodriguez (28th round, Rockies), and Scott Bittle (48th round, Yankees) were all selected in June.

Prior to Mississippi, Bunn spent the 2001 season as an assistant coach at Jefferson Davis Community College in Brewton, AL, where he worked as the pitching coach and recruiting coordinator. Bunn also helped coach Jefferson Davis Community College to the



NJCAA Division II Region 22 Southern Division Championship.

A 1999 graduate of The Citadel with a bachelor of science degree in business administration and minor in law & legal processes, the 32-year-old was a three-year letterwinner for the Bulldogs, earning the team's Ace Pitching Award in 1999. He helped The Citadel to back-to-back Southern Conference titles in both 1998 and 1999, and he was a Southern Conference Academic Honor Roll member. Bunn started for the Bulldogs in the 1999 Southern Conference Tourney Championship game against Western Carolina, as he struck out 11 batters in a complete-game victory.

Bunn is no stranger to Clemson and Doug Kingsmore Stadium. On March 25, 1998, he made a relief appearance against the Tigers. Then two years later to the day in 2000, he pitched 4.0 innings in a starting role against the Tigers at Doug Kingsmore Stadium. His 1998 team played in the NCAA East Regional at Clemson, while his 1999 squad played in the NCAA Tallahassee (FL) Regional.

Bunn was a cadet captain and regimental liaison for baseball to the South Carolina Corps of Cadets. He was also a recipient of the Joseph T. Isaac, Jr. Memorial Scholarship at The Citadel.

Bunn, who is single, was born Kyle Stone Bunn on November 8, 1976 in Georgetown, SC. He is a distant relative of former Tiger slugger Michael Johnson (2000-03), who also hails from Georgetown, SC, and played for Johnson's father (Mike) at Georgetown High School. The younger Johnson is in his first season as Clemson's volunteer assistant coach in 2009.

The Bunn File

Full Name: Kyle Stone Bunn.
Born: November 8, 1976 in Georgetown, SC.
Education: Bachelor of science degree in business administration at The Citadel (1999).
Playing Experience: Three-year letterman at The Citadel (1998-00).
Coaching Experience: Assistant coach at Jefferson Davis Community College (2001)...volunteer assistant coach at Mississippi (2002-06)...assistant coach at Mississippi (2007)...assistant coach at Clemson (2008).
Family: Single.

Bunn's Coaching Record

Year	School	Position(s)	W-L	NCAA
2001	Jefferson Davis CC	AC, RC		
2002	Mississippi	VA	37-19	
2003	Mississippi	VA	35-27	Regional
2004	Mississippi	VA	39-21	Regional
2005	Mississippi	VA	48-20	Super Regional
2006	Mississippi	VA	44-22	Super Regional
2007	Mississippi	AC	40-25	Super Regional
2008	Clemson	AC	31-27-1	

Years as a full-time college coach:.....7
Winning seasons:.....7
NCAA Tournament appearances:.....5
Record as an assistant coach:.....274-161-1 (.630)
Record as a head coach:.....0-0



31 | Michael Johnson

Volunteer Assistant Coach

1st Season at Clemson

1st Season Overall

Clemson '08

Michael Johnson is in his first season with the Tiger coaching staff in 2009 and serves as the volunteer assistant coach, working primarily with infielders and hitters. He is also Clemson's first-base coach and wears the #31 jersey, the same number he wore in his playing days as an All-American in Tigertown.

Johnson lettered four times as a standout first-baseman at Clemson from 2000-03. His 58 career home runs (#3), .636 career slugging percentage (#5), and 213 career RBIs (#6) are all among the top figures in school history. Johnson was also a career .344 hitter with 275 hits, 52 doubles, a .465 on-base percentage, and 25 stolen bases in 235 games as a part of four NCAA Tournament teams and two College World Series squads (2000,02).

The two-time captain for the Tigers was a two-time recipient of the Bob Bradley Award as Clemson's MVP of the season series against South Carolina thanks in part by hitting 10 home runs in 16 career games against the rival Gamecocks. He also owned a .500 batting average with four home runs and 11 RBIs in 10 career ACC Tournament contests and totaled 2,131 putouts in his career, fifth-most in NCAA history, as one of the best defensive first-basemen in school history.

Johnson red-shirted in 1999 and played 44 games as a red-shirt freshman in 2000. As a sophomore in 2001, he hit .321 with 18 homers and 54 RBIs. During the second half of the season, he hit a long ball in five consecutive games, tying a school record. He was also named Clemson Regional MVP that year.

As a junior in 2002, he became part of one of the top trios in college baseball history. Johnson, National Player-of-the-Year Khalil Greene, and Jeff Baker all hit at least 25 home runs to lead the Tigers to a top-four finish at the College World Series, where he was named to the All-College World Series team. Johnson, a second-team All-American by **ABCA**, hit .384 with 25 homers and 81 RBIs.

Despite being drafted in the second round by the San Diego Padres in the summer of 2002, Johnson elected to return for his senior season in 2003. That year, he hit .338 with 12 homers, 51 RBIs, and

a .498 on-base percentage thanks to 63 walks. He was a First-Team All-ACC selection for the second year in a row and received the Mitchell Award as Clemson's MVP.

The powerful lefthanded hitter later

signed with the Padres in the summer of 2003 and played at every minor league level from 2003-07. He also had a brief stint in the Houston Astros' farm system in 2007. In his minor league career, Johnson totaled 90 doubles, 11 triples, 69 homers, and 264 RBIs in 391 games.

Johnson's best minor league campaign came during the 2005 season, when he batted .295 with 20 doubles, five triples, 21 home runs, and 76 RBIs in only 73 contests with the Lake Elsinore Storm (High A).

Johnson, who is serving in his first stint as a coach in 2009, graduated from Clemson with a degree in career & technology education in December of 2008.

Johnson is married to the former Carrie Breed of Hilton Head, SC. The Georgetown, SC native was born June 25, 1980 in Georgetown, SC.

The Johnson File

Full Name: William Michael Johnson, Jr.

Born: June 25, 1980 in Georgetown, SC.

Education: Bachelor of science degree in career & technology education at Clemson (2008).

Playing Experience: Four-year letterman at Clemson (2003).

Family: Wife, Carrie.





Brad Owens

Director of Baseball Operations
2nd Season at Clemson
Anderson '06

Brad Owens is in his second season with the program, serving as the director of baseball operations. He is in charge of all team travel and camps for the Tiger program along handling with many other administrative duties.

The 25-year-old native of Barnwell, SC attended nearby Anderson University, where he was a four-time letterman. The righthanded middle reliever lettered from 2003-06 and served as team captain during his senior season. In his four-year career, he made 52 appearances (one start) on the mound and pitched 73.0 innings.

In both 2005 and 2006, he won the Trojan Challenge, the squad's offseason conditioning competition. Owens was also a member of the Carolinas-Virginia Athletic Conference All-Academic team as a senior and Dean's List student for three years.

During his playing days, Owens worked in a variety of roles at Anderson. He was a sports information department intern and later an assistant. Owens was also a residence advisor in the Anderson Residence Life Department.

In the summer of 2006, Owens was an operations assistant for the Greenville (SC) Drive (A affiliate of the Boston Red Sox). He also served as a player development intern for the Red Sox during the 2007 season, including duties performed in spring training in Fort Myers, FL.

In the 2006-07 academic year, he served as an administrative graduate assistant for the Student-Athlete Enrichment Programs in Vickery Hall. He provided academic advising for student athletic staff members, including monitoring of grades along with assistance with registration, general guidance, and daily communication with coaching staffs.



Owens, who had a 3.30 GPA in his career as an undergraduate, received a bachelor of science degree in business management from Anderson in May of 2006. He earned his master's degree from Clemson in human resource development in May of 2008.

Owens was born September 2, 1983 in Augusta, GA and is single.

Support Staff



Roberta Balliet
Administrative Assistant

Roberta Balliet, a native of Muncy, PA, is in her eighth year at Clemson. She serves as administrative assistant for six sports, coordinates the Tiger Bat Girls, and is the housing coordinator for the athletic department.

Balliet served as an assistant in the athletic department at Muncy High, where she was head coach of the cheerleaders for many years. Her squads won numerous awards, locally, regionally, state-wide, and nationally. She also served as game manager for women's basketball and scorekeeper for men's basketball. She served as coach for the summer swim team as well.

Balliet owned and operated a Bed & Breakfast for several years. She served as President of the Muncy Area Chamber of Commerce, and she was a member of the Board of Directors of the Lycoming County Chamber of Commerce and the Muncy Business Association.

Balliet graduated from Muncy High School, where she was a cheerleader and member of the swim team. After graduation, she studied in Sweden, where she graduated from Kunghogskolan with a degree in humanistics.

She is a widow and mother of two sons, Andy (Clemson '98 (deceased)) and Keith (37), and daughter-in-law Corina (35). Balliet is also a grandmother of two, Luke (7) and Ava (4).



Bobby Douglas
Director of Academic Services

Bobby Douglas, a native of South Toms River, NJ, has worked in the Clemson Athletic Department for the past 30 years, including the last 18 with the Student-Athlete Enrichment Programs in Vickery Hall. During the past 18 years, Douglas has served in many capacities with regards to his primary role as an academic advisor for the Student-Athlete Enrichment Programs.

Douglas, who served as the interim director for the Student-Athlete Enrichment Programs in 2002-03, was named Director of Academic Services for Student-Athletes in 2004. He is responsible for coordinating academic support for all of Clemson's student-athletes.

Douglas coordinates NCAA eligibility and oversees the Vickery Hall portion of the transfer process for all student-athletes. He also serves on the Orientation Advisory Board.

Douglas has the responsibility of academic advisor for the men's soccer team, a position he has held for 18 years. He is in his fourth season advising the Tiger baseball squad. He was a prime reason a school-record 24 baseball players had a 3.0 GPA or better during the fall semester of 2008.

Douglas received both his bachelor of science and master's degrees from Clemson. He is married to the former Ann Skelton of Clemson, and they have two children, Mary and John.



Brian Hennessy
Associate SID

Brian Hennessy is in his eighth year as an associate sports information director at Clemson. The Clemson native previously worked as a student and graduate assistant in the sports information office for six years (1995-00).

Hennessy is responsible for all sports information operations for baseball and is the secondary contact for football. He has written and edited the baseball guide (1998-00,03-09) and football guide (2002-08). He has received numerous honors from CoSIDA, including a #2 national ranking for his 2005 baseball guide and #4 national ranking for his 2000 baseball guide. The 2005 baseball media guide cover was rated best in the nation as well.

Hennessy, who also has been responsible for layout and editing of the football gameday programs since 2002, teamed with Tim Bourret to rank in the top five in the country for both the program series and football media guide in 2002 and 2003.

Hennessy also worked as an engineer in Houston, TX from 2001-02, working for Kimley-Horn & Associates along with R.G. Miller Engineers.


He graduated from Clemson with a bachelor's degree in civil engineering ('98) and later received a master's degree in transportation engineering ('00). He also graduated from D.W. Daniel High School ('94), where he played baseball and basketball. He was born January 6, 1976 in Woodbury, NJ.



Callie Baxley
Sr. • Columbia, SC



Hannah Burbage
Jr. • Charleston, SC



Tiffany Carson
So. • East Brunswick, NJ



Emma Cook
So. • Goose Creek, SC



Logan Dunn
Fr. • Pickens, SC




Cayce French
So. • Williamston, NC




Kirih Johnson
So. • Hendersonville, NC



Arden Lowndes
So. • Charleston, SC



Amber Sargent
Sr. • Easley, SC



Allison Scott
Fr. • Eagan, MN



Megan Williams
Fr. • Greer, SC



Nicole Wright
Jr. • Fort Mill, SC

Clemson Tiger Sports Network

Clemson Baseball will be broadcast over the airways in 2009 thanks to **Don Munson**, **Bob Mahony**, **Dan Scott**, and the Clemson Tiger Sports Network. The official Clemson sports network has broadcast a regular-season baseball package since 1991 and postseason games since the mid 1970s.

The Clemson Tiger Sports Network will broadcast 36 regular-season games in 2009. It will broadcast the 30 ACC games, three games against South Carolina, both games against Georgia, and the game against Coastal Carolina. The network will also broadcast all postseason contests.

The broadcasts will begin 15 minutes prior to the start of each game, as it will have comments and strategies from Head Coach **Jack Leggett**.

Additionally, WCCP-FM (104.9) in Clemson will broadcast the other 20 regular-season games. **Scott** will handle the play-by-play duties. For a complete list of games on the radio, see page 1.



Don Munson Play-By-Play Announcer

Don Munson, play-by-play announcer, is in his sixth year with Tiger baseball. Munson rejoined the network in 2003 after serving for several years as network host in the mid-to-late 1990s. He has also served as the play-by-play announcer for Appalachian State and UNC Asheville basketball, while also calling Western Carolina football and basketball games.

Munson (47) was the sports director at WATA-AM in Boone, NC from 1984-87 and was later the sports director at WHKP-AM in Hendersonville, NC. He was also the play-by-play announcer for Lady Tiger basketball. The 1984 Appalachian State graduate is married to the former Elizabeth Ann Justus. The couple has a daughter Michelle (17).

CTSN Baseball Affiliates

Location	Station	Frequency
Barnwell, SC	WDOG	1460 AM
Charleston, SC	WQSC*	1340 AM
Clemson, SC	WCCP	104.9 FM
Clinton, SC	WPCC	1410 AM
Columbia, SC	WZMJ	93.1 FM
Hampton, SC	WHS	1270 AM
Newberry, SC	WKDK	1240 AM
Union, SC	WBCU	1460 AM

* - partial schedule; Note: Flagship station in **bold**.

CTSN Contact Information

All correspondence concerning network clearances, advertising, and formatting should be directed to **Robert Stockhausen** via phone at (864) 654-5544 or via email at rstockhausen@clemsontigersp.com.



Don Munson

Bob Mahony



Don Munson

Dan Scott

Radio/Television Roster



2 Jason Stolz
INF • Fr.
Marietta, GA



3 Jeff Schaus
OF • So.
Naples, FL



4 John Hinson
INF • So.
Asheville, NC



5 Mike Freeman
INF • Jr.
Orlando, FL



6 Stan Widmann
INF • *Gr.
Hurst, TX



7 Jack Leggett
Head Coach
16th Season



8 Clinton McKinney
RHP • Sr.
Greenville, SC



9 Phil Pohl
C • Fr.
Cooperstown, NY



10 Ben Paulsen
1B • Jr.
Acworth, GA



11 Tom Riginos
Associate Head Coach
7th Season



12 Wilson Boyd
OF • *Jr.
Hickory, NC



13 Brad Miller
INF • Fr.
Windermere, FL



15 Graham Stoneburner
RHP • *So.
Richmond, VA



16 Kyle Bunn
Assistant Coach
2nd Season



17 John Nester
C/1B • So.
Greer, SC



18 Addison Johnson
OF • *So.
Pfaltown, NC



19 Kevin Brady
RHP • Fr.
Gaithersburg, MD



20 Richard Mounce
1B/RHP • Fr.
Columbia, SC



21 Matt Sanders
INF • Sr.
New Bern, NC



22 Matt Vaughn
RHP • Sr.
Summerville, SC



23 Justin Sarratt
RHP • Jr.
Gaffney, NC



25 Kyle Parker
OF • So.
Jacksonville, FL



26 Chris Epps
OF • So.
Stone Mountain, GA



28 Chris Dwyer
LHP • Fr.
Swampscott, MA



29 David Haselden
RHP • Fr.
Spartanburg, SC



30 Will Lamb
OF/LHP • Fr.
Seaford, VA



31 Michael Johnson
Volunteer Assistant Coach
1st Season



32 Trey Deik
RHP • *Sr.
Elgin, SC



33 Scott Weismann
RHP • Fr.
Boxborough, MA



35 Craig Gullickson
LHP • So.
Palm Beach Gardens, FL



36 Casey Harman
LHP • So.
South Burlington, VT



37 Adam Ward
C • *Gr.
Hanahan, SC



39 Alex Frederick
RHP • *So.
Lagrangeville, NY



42 Josh Thrallkill
RHP • *So.
Arden, NC



43 Kyle Deese
RHP • *Fr.
Inman, SC



44 Tomas Cruz
RHP • Jr.
Amarillo, TX




45 Ryan Hinson
LHP • Sr.
Rock Hill, SC



51 Joseph Moorefield
LHP • Fr.
Woodruff, SC



Brad Owens
Director of Baseball Operations
2nd Season



Mark Smith
Student Equipment Manager
2nd Season



Travis Johnston
Athletic Trainer
1st Season




Brian Hennessy
Baseball SID
11th Season

Meet the Tigers

Matt Vaughn, RHP

2009 Captain



12 | Wilson Boyd

OF • L-L • 5-8 • 180 • *Jr. • 2VL

Hickory, NC • Hickory HS

Management

Has good power despite his 5'8" frame...showed his power potential in 2008 after showing flashes of power in 2007...has the versatility to play any outfield position...a career .293 hitter in 121 games (104 starts)...has 19 doubles, four triples, 13 homers, and 74 RBIs in his career.

2008 (Red-Shirt Sophomore)

Hit .300 with 42 runs, 12 doubles, one triple, 11 homers, 44 RBIs, and six stolen bases in 59 starts, including 52 in centerfield and seven in left field...hit five homers in the first five games, no homers in the next 37 games, and six homers in the last 17 games...one of only two Tigers (joining Doug Hogan) to start every game...tied for the team lead in hits (70) and sacrifice bunts (6)...had a team-high 20 two-out RBIs...had 19 multi-hit games and a team-best 13 multi-RBI games...reached base via a hit or walk in 24 straight games, which included the last five games of 2007 and first 19 games

of 2008...had a 14-game hitting streak from February to March...had a 10-game hitting streak from April to May...received the Bob Bradley Award as Clemson's MVP of the four-game series against South Carolina; he was 6-for-16 (.375) with a double and stolen base in four starts; it was the second year in a row he won the award...hit a solo homer and three-run homer in the third inning against Mercer on Feb. 24; he became the fourth Tiger in history to hit two homers in an inning; he hit three homers with six RBIs in the series...went 3-for-4 against #3 South Carolina on Mar. 2...went 5-for-6 with two doubles, two RBIs, and a steal against Boston College on Mar. 16; he was 10-for-16 (.625) with six RBIs and four stolen base in the series...went 3-for-4 at #2 Miami (FL) on Apr. 5; he was 5-for-10 with three walks in the series...went 2-for-4 with a double, homer, two

runs, four RBIs, and a walk against Virginia Tech on Apr. 25...went 2-for-4 with a homer and three RBIs against Virginia Tech on Apr. 27; he went 5-for-11 (.455) with five runs, a double, two homers, seven RBIs, and three walks in the series...hit a three-run homer and had four RBIs at #25 Georgia Tech on May 11...went 3-for-5 with a homer and two runs against #24 Georgia Tech in the ACC Tournament on May 24; he went 5-for-11 (.455) with a double and homer in three ACC Tournament games.

2007 (Red-Shirt Freshman)

Hit .285 with 39 runs, seven doubles, three triples, two homers, and 30 RBIs in 62 games (45 starts, including 39 in right field, four in left field, and two as the DH)...started 23 of the last 25 games after starting 22 of the first 39 games...hit .317 in his last 41 games...#2 batter in the lineup during the second half of the season...was 3-for-8 (.375) with a triple and nine RBIs with the

bases loaded...had 13 multi-hit games...had a 10-game hitting streak in April...hit a team-best .403 in April...received the Bob Bradley Award as Clemson's MVP of the four-game series against South Carolina; he was 5-for-14 (.357) with four RBIs in four starts...scored a run in each of the five NCAA Tournament games...went 2-for-4 with two runs and an RBI in his first career game against George Mason on Feb. 16...had a key two-run single against Duke on Mar. 18...came off the bench and went 2-for-3 with two runs, a team-season-high two triples, and three RBIs against Georgia on Apr. 4; the second triple came in the ninth inning with the Tigers down a run, as he later scored the tying run in Clemson's win...went 3-for-4 at Wake Forest on Apr. 13; he was 5-for-9 in the series...went 2-for-4 with a triple, two runs, and four RBIs against #5 South Carolina on Apr. 25...

Boyd's Career Highs

Runs	3	many (3)	-----
Hits	5	Boston College	3-16-08
Doubles	2	many (3)	-----
Home Runs	2	Mercer	2-24-08
RBIs	4	many (4)	-----
Walks	3	Coastal Carolina	3-18-08
Steals	2	Boston College	3-14-08

hit a two-out, run-scoring single in the 10th inning to keep the Tigers alive, as Clemson went on to win 3-2 in 11 innings against #19 Georgia Tech on Apr. 27...hit two doubles with two RBIs against #19 Georgia Tech on Apr. 28...hit his first career home run at #2 Florida State on May 12...went 3-for-5 with a double and three runs at #10 Coastal Carolina in the Myrtle Beach Regional on Jun. 3; he was 4-for-10 (.400) with two doubles and five runs in the regional.

2006 (Freshman)

Red-shirted...played for Thomasville in the Coastal Plain League in the summer, where he hit a team-best .324 with four homers, 41 RBIs, 37 runs, 24 walks, and seven steals in 48 games (46 starts); he helped lead the team to the league title by going 8-for-21 (.381) in the Pettitt Cup Tournament.

Before Clemson

Louisville Slugger All-American as a senior at Hickory High School...all-state pick as a junior and senior...three-time all-region pick...four-time all-conference pick...played in the North Carolina vs. South Carolina All-Star game...MVP of the Senior Games as a senior...conference player-of-the-year as a senior...had a .438 career batting average...lettered four times in baseball and once in football at Hickory High, where he was coached by David Craft.

Personal

Majoring in management...born Wilson Andrew Boyd on Oct. 28, 1986 in Charlotte, NC.

Boyd's Career Stats

Overall																							
Year	Avg	GP-GS	AB	R	H	2B	3B	HR	RBI	TB	Slg%	BB	HP	SO	GDP	OB%	SF	SH	SB	PO	A	E	Fld%
2007	.285	62-45	193	39	55	7	3	2	30	74	.383	17	1	31	1	.344	1	3	1-6	72	2	3	.961
2008	.300	59-59	233	42	70	12	1	11	44	117	.502	29	0	41	6	.376	1	6	6-9	130	2	2	.985
Totals	.293	121-104	426	81	125	19	4	13	74	191	.448	46	1	72	7	.362	2	9	7-15	202	4	5	.976

ACC Regular Season																							
Year	Avg	GP-GS	AB	R	H	2B	3B	HR	RBI	TB	Slg%	BB	HP	SO	GDP	OB%	SF	SH	SB	PO	A	E	Fld%
2007	.280	29-22	100	17	28	4	0	2	14	38	.380	6	0	14	1	.321	0	2	0-1	42	1	2	.956
2008	.299	30-30	127	19	38	6	1	4	23	58	.457	12	0	20	3	.360	0	2	4-6	64	2	2	.971
Totals	.291	59-52	227	36	66	10	1	6	37	96	.423	18	0	34	4	.343	0	4	4-7	106	3	4	.965



32 | Trey Delk

RHP • R-R • 5-10 • 185 • *Sr. • 1WL
Elgin, SC • Spartanburg Methodist College
Psychology

Aggressive righthander who challenges hitters... came on strong during the second half of the 2008 season to solidify the team's pitching staff... one of the top hurlers during fall workouts and will compete for a weekend spot in the rotation in the 2009 season.

2008 (Red-Shirt Junior)

Had a 2-1 record and 4.01 ERA in 14 appearances (five starts)...in 42.2 innings pitched, he allowed 46 hits (.271 opponents' batting average) and 15 walks with 34 strikeouts...in 33.2 innings pitched during his last seven appearances, which included five starts, he had a 2.94 ERA and 24 strikeouts against only six walks...made a start dur-

Delk's Career Highs

Total IP	7.0	Western Carolina	4-22-08
Scoreless IP	7.0	Western Carolina	4-22-08
Hits	10	Florida State	5-5-08
Runs	4	Central Florida	5-17-08
Earned Runs	3	many (3)	-----
Walks	3	North Carolina	4-11-08
Strikeouts	7	Western Carolina	4-22-08

ing each of the last four weekends of the season after his dominating performance in his first career start at Western Carolina on Apr. 22...held opponents to a .176 batting average with runners in scoring position and .221 batting average with runners on base... had a 2.66 ERA and .226 opponents' batting average, both team-bests, in non-ACC regular-season games...in his five starts, he had a 2-1 record, 3.51

ERA, and 18 strikeouts against five walks in 25.2 innings pitched... had a 2-0 record, 3.13 ERA, and team-best .193 opponents' batting average in seven appearances (three starts) in games on opponents' home fields...had a 2.93

ERA in the first five innings...did not allow more than three earned runs in any of his 14 appearances...Clemson had a 4-1 record in the five games that he started on the mound...pitched a hitless and scoreless inning in relief at Wake Forest on Mar. 8...struck out two batters without allowing a walk in 1.1 innings pitched in relief at Georgia on Apr. 1... pitched 2.0 innings in relief, allowing no hits, no runs, and one walk with two strikeouts at #14 South Carolina on Apr. 9...pitched 5.2 innings in relief, allowing four hits, no earned runs, and one walk with three strikeouts against #10 South Carolina on Apr. 16; in his two appearances against his former team, he allowed



only four hits, no earned runs, and two walks with five strikeouts in 7.2 innings pitched...pitched 7.0 innings in his first career start, allowing two hits, no runs, and two walks with seven strikeouts to earn his first career victory at Western Carolina on Apr. 22... pitched 5.2 innings in a starting role, allowing three hits, two runs, and one walk with four strikeouts to earn the victory at #25 Georgia Tech on May 11.

Before Clemson

Spent the 2006 and 2007 seasons at Spartanburg Methodist College, where he was coached by Tim Wallace...#3 junior college prospect in South Carolina by **Perfect Game**...first-team all-region selection in 2007...member of the region championship team in 2006 and 2007, and member of the district champions in 2007...spent the 2005 season at South Carolina, but he did not appear in a game... region player-of-the-year as a junior and senior at Lugoff-Elgin High School, where he was coached by Randy Stokes...South Carolina Select team member as a senior.

Personal

Majoring in psychology...born Charles Randolph Delk III on Dec. 17, 1985 in Elgin, SC.

Delk's Career Stats

Overall																						
Year	ERA	W-L	APP	GS	CG	SHO/CBO	SV	IP	H	R	ER	BB	SO	AB	O/BA	WP	HBP	BK	PO	A	E	Fld%
2008	4.01	2-1	14	5	0	0/1	0	42.2	46	23	19	15	34	170	.271	2	4	1	0	3	1	.750
ACC Regular Season																						
Year	ERA	W-L	APP	GS	CG	SHO/CBO	SV	IP	H	R	ER	BB	SO	AB	O/BA	WP	HBP	BK	PO	A	E	Fld%
2008	5.87	1-1	6	2	0	0/0	0	15.1	20	10	10	8	13	61	.328	1	3	0	0	1	0	1.000



26 | Chris Epps

OF • L-R • 6-0 • 190 • So. • 1VL

Stone Mountain, GA • Dunwoody HS

Community Recreation, Sport, & Camp Management

Has untapped potential...expected to contribute in the outfield for years to come...has a strong arm and excellent eye at the plate...his career mark of one walk every 3.37 at-bats is the best figure in school history...one of three Tigers from the greater Atlanta area.

2008 (Freshman)

Hit .218 with 19 runs, two doubles, one homer, 12 RBIs, a .406 on-base percentage, and five stolen bases in 40 games (33 starts, including a team-high 27 in right field and six as the DH)...second on the team in on-base percentage...walked once every 3.37 at-bats (30 walks in 101 at-bats), the fifth-best mark in school history...

was 2-for-5 as a pinch-hitter...hit .296 with runners in scoring position...hit .357 with runners in scoring position and two outs...hit .350 with runners on base and two outs...had a .456 on-base percentage, best on the team by 50 points, in 20 home games thanks to 21 walks against only nine strikeouts...was 3-for-8 (.375) with a .545 on-base percentage in three neutral-site games...hit .304 with a .494 on-base percentage in Clemson wins and only .122 with a .294 on-base percentage in Clemson losses...

went 3-for-3 with two runs, a walk, and stolen base in the first game of a doubleheader against Mercer on Feb. 23...went 2-for-4 with a two-

run homer in the second game of a doubleheader against Mercer on Feb. 23; he went 5-for-7 in the

Epps' Career Highs

Runs	2	many (5)	-----
Hits	3	Mercer	⁽¹⁾ 2-23-08
Doubles	1	many (2)	-----
Home Runs	1	Mercer	⁽²⁾ 2-23-08
RBIs	3	Presbyterian	4-23-08
Walks	3	many (2)	-----
Steals	2	Virginia Tech	4-25-08

doubleheader and was 5-for-5 in his first five official at-bats of his career; he also walked, therefore he reached base safely in each of his first six plate appearances...went 2-for-3 with two runs, two RBIs, a hit-by-pitch, and stolen base at Duke on Apr. 18...went 2-for-4 with three RBIs against Presbyterian at Greenville, SC on Apr. 23...walked three times, scored two runs, and stole two bases against Virginia Tech on Apr. 25...hit a pinch-hit double at Central Florida on May 15.

Before Clemson

Member of the state championship team as a senior at Dunwoody High School; it was the school's first-ever state title...#106 prospect in the nation according to **Perfect Game** and #111 prospect by **Baseball America**...#7 prospect in Georgia by **Perfect Game**...drafted in the 28th round (#869 overall pick) by the Chicago White Sox...lettered four times in baseball at Dunwoody High, where he was coached by Tom Bass.

Personal

Majoring in community recreation, sport, & camp management...born Christopher Kenneth Epps on Dec. 10, 1988 in Atlanta, GA.

Epps' Career Stats

Overall																							
Year	Avg	GP-GS	AB	R	H	2B	3B	HR	RBI	TB	Slg%	BB	HP	SO	GDP	OB%	SF	SH	SB	PO	A	E	Fld%
2008	.218	40-33	101	19	22	2	0	1	12	27	.267	30	2	32	1	.406	0	2	5-6	55	1	1	.982
ACC Regular Season																							
Year	Avg	GP-GS	AB	R	H	2B	3B	HR	RBI	TB	Slg%	BB	HP	SO	GDP	OB%	SF	SH	SB	PO	A	E	Fld%
2008	.180	20-16	50	8	9	0	0	0	5	9	.180	13	2	17	1	.369	0	1	3-4	25	0	0	1.000



5 | Mike Freeman

INF • L-R • 5-11 • 185 • Jr. • 1VL
Orlando, FL • University of Georgia
Financial Management

Junior who became Clemson's leadoff batter during the second half of the 2008 season after transferring from Georgia, where he played in 2007...slated to be the starter at second base in 2009.

2008 (Sophomore)

All-ACC Academic team member...hit a team-best .332 with 46 runs, eight doubles, one homer, 19 RBIs, a .401 on-base percentage, and three steals in 54 games (52 starts, including 50 at second base and two at third base)...his one home run was a grand slam, one of only three hit by the team all season...tied for the team lead in runs and sacrifice bunts (6)...had a solid .959 fielding percentage...in the last 30 games, he com-

mitted only three errors (.982 fielding percentage)...started at the leadoff spot a team-high 35 times...had a team-tying-high 21 multi-hit games...batted .350 with a .406 on-base percentage in 30 ACC regular-season games...was 17-for-29 (.586) with runners in scoring position and less than two outs...had five-straight two-hit games in May and had at least two hits in eight of the last 10 games of the season...went 3-for-5 with three RBIs in the second game of a doubleheader at Wake Forest on Mar. 9...went 3-for-4 with a grand slam, two runs, five RBIs, and a stolen base against North Carolina-Greensboro on Mar. 11; the grand

slam was his first career home run...went 2-for-5 with three runs, and one RBI at #25 Georgia Tech on May 11; he had two hits in all three games and went 6-for-14 (.429) with four runs in the series...went 2-for-3 with three runs, two walks, and a steal against College of Charleston on May 13...went 3-for-5 with a double, two runs, and a run-scoring single in the eighth inning that gave Clemson the lead for good at Central Florida on May 17...went 2-for-4 with a double, two runs, one RBI, and two walks against #24 Georgia Tech in the ACC Tournament on May 24...played for Brewster in the Cape Cod League in the summer, where he hit .274 with seven doubles, one triple, one homer, and 22 RBIs in 44 games; he added 46 runs and five stolen bases...received the team's Citizenship Award.

Freeman's Career Highs

Runs	3	many (4)	-----
Hits	3	many (7)	-----
Doubles	1	many (8)	-----
Home Runs	1	North Carolina-Greensboro	3-11-08
RBIs	5	North Carolina-Greensboro	3-11-08
Walks	2	many (4)	-----
Steals	1	many (3)	-----

Before Clemson

Played for Keene in the New England Collegiate Baseball League in the summer of 2007, where he batted .297 in 40 games; he led the team in hits (49), RBIs (24), sacrifice bunts (5), and assists (147) while splitting time at shortstop and second base...lettered as a freshman at Georgia in 2007...hit .237 with four doubles, eight RBIs, and a team-high seven sacrifice bunts in 48 games (40 starts) with the Bulldogs...went 3-for-4 with a double against #24 Georgia Tech at Turner Field...member of the SEC Academic Honor Roll...drafted in the 41st round (#1233 overall pick) by the San Diego Padres in 2006...batted .440 with 23 RBIs as a senior at Edgewater High School...defensive MVP in the Central Florida All-Star game...member of the state of Florida All-Star team...attended the East Coast Professional Showcase and Florida Diamond Club...member of the Orlando Scorpions, who finished second in the 2005 Perfect Game Under-18 World Wood Bat Championship while playing shortstop...batted .437 with 17 RBIs as a junior...lettered four times in baseball, two times in soccer, and once in golf at Edgewater High, where he was coached by Chip Gierke.

Personal

Member of the ACC Academic Honor Roll in 2007-08...majoring in financial management...born Michael Barrett Freeman on Aug. 4, 1987 in Orlando, FL.

Freeman's Career Stats

Overall																							
Year	Avg	GP-GS	AB	R	H	2B	3B	HR	RBI	TB	Slg%	BB	HP	SO	GDP	OB%	SF	SH	SB	PO	A	E	Fld%
2007*	.237	48-40	135	14	32	4	0	0	8	36	.267	12	2	22	2	.309	0	7	2-3	84	104	13	.935
2008	.332	54-52	199	46	66	8	0	1	19	77	.387	20	3	28	2	.401	0	6	3-7	112	144	11	.959
Totals	.293	102-92	334	60	98	12	0	1	27	113	.338	32	5	50	4	.364	0	13	5-10	196	248	24	.949

* - Georgia

ACC Regular Season																							
Year	Avg	GP-GS	AB	R	H	2B	3B	HR	RBI	TB	Slg%	BB	HP	SO	GDP	OB%	SF	SH	SB	PO	A	E	Fld%
2008	.350	30-29	117	26	41	3	0	0	9	44	.376	10	1	15	1	.406	0	6	1-4	72	81	6	.962



35 | Craig Gullickson

LHP • L-L • 5-11 • 215 • So. • 1VL

Palm Beach Gardens, FL • Cardinal Newman HS
Health Services Administration

Sophomore lefthander who changes speeds well... expected to be a key contributor on the mound for years to come...has the ability to start and pitch out of the bullpen...comes from an athletic family, including his father Bill, who played 14 seasons in the Major Leagues.

2008 (Freshman)

Had a 4-2 record and 4.64 ERA in 19 appearances (six starts)...in 42.2 innings pitched, he allowed 57 hits (.329 opponents' batting average) and 14 walks with 33 strikeouts...did not allow more than two walks in any of his 19 appearances...held opponents to 0-for-4 with the bases loaded...had a 3.10 ERA in a team-high 29.0

innings pitched in non-ACC regular-season games; he also allowed just seven walks with 25 strikeouts... had a team-best 2.45 ERA in 22.0 innings pitched in day games...in his first career outing, he pitched a perfect inning in relief with a strikeout against Mercer on Feb. 24...in his first career start, he pitched 3.0 innings, allowing four hits, one unearned run, and no walks to earn the win against High Point on Feb. 27...

Gullickson's Career Highs

Total IP	6.0	Furman	3-20-08
Scoreless IP	6.0	Furman	3-20-08
Hits	10	Florida State	5-4-08
Runs	6	Florida State	5-4-08
Earned Runs	6	Florida State	5-4-08
Walks	2	many (4)	-----
Strikeouts	8	many (2)	-----

5.0 innings in a starting role, allowing four hits, one run, and no walks with eight strikeouts to earn the win against Elon on Mar. 26...pitched 1.2 hitless and scoreless innings in relief at #2 Miami (FL) on Apr. 5... pitched 1.1 innings in relief, allowing one hit, no runs, and no walks against #4 North Carolina on Apr. 13...pitched 3.1 scoreless innings in relief to earn the win against Presbyterian at Greenville, SC on Apr. 23...pitched a perfect inning in relief with a strikeout against Furman at Greenville, SC (Fluor Field) on May 7... pitched a perfect inning in relief with one strikeout against College of Charleston on May 13... played for Keene in the New England Collegiate

pitched 2.1 innings in relief, allowing two hits and one run with four strikeouts...pitched 6.0 innings in a starting role, allowing four hits, no runs, and two walks with eight strikeouts to earn the win against Furman on Mar. 20...pitched

Baseball League in the summer, where he had a 5.93 ERA in 30.1 innings pitched over 13 appearances (six starts); he had 25 strikeouts and did not throw a wild pitch.

Before Clemson

Team MVP as a sophomore, junior, and senior at Cardinal Newman High School...named an East-West All-American along with earning all-state and all-area honors as a senior...#106 prospect in the nation by **Baseball America** and #158 prospect by **Perfect Game**...#26 prospect in Florida by **Perfect Game**...had a streak of 42 consecutive scoreless innings pitched and totaled 123 strikeouts as a junior...lettered four times in baseball and two times in basketball at Cardinal Newman High, where he was coached by Jack Kokinda.

Personal

Son of former Major Leaguer Bill Gullickson, who pitched for the Expos, Reds, Yankees, Astros, and Tigers for 14 years from 1979-94; he also totaled 162 victories with a 3.93 ERA in 2,560.0 innings pitched in his career after being the #2 overall selection in the 1977 draft...has five sisters (two older and three younger), all whose first names start with the letter "C"; Carly is a pro tennis player and Chelsea is a highly-rated tennis player who attends Georgia; Cassie was a standout track performer in the triple jump at Notre Dame from 2003-07...majoring in health services administration...born Craig Kuwata Gullickson on Aug. 2, 1988 in Tokyo, Japan.

Gullickson's Career Stats

Overall																						
Year	ERA	W-L	APP	GS	CG	SHO/CBO	SV	IP	H	R	ER	BB	SO	AB	O/BA	WP	HBP	BK	PO	A	E	Fld%
2008	4.64	4-2	19	6	0	0/0	0	42.2	57	26	22	14	33	173	.329	1	3	2	0	3	0	1.000
ACC Regular Season																						
Year	ERA	W-L	APP	GS	CG	SHO/CBO	SV	IP	H	R	ER	BB	SO	AB	O/BA	WP	HBP	BK	PO	A	E	Fld%
2008	6.75	0-0	7	0	0	0/0	0	13.1	21	10	10	5	8	55	.382	0	2	0	0	0	0	-----



36 | Casey Harman

LHP • L-L • 6-2 • 200 • So. • 1VL
 South Burlington, VT • South Burlington HS
 Health Services Administration

Sophomore lefthander who pitched many key innings during his freshman season...has excellent control and has a great deal of versatility.

2008 (Freshman)

Had a 1-5 record and 3.89 ERA in 27 appearances (two starts)...in 44.0 innings pitched, he allowed 44 hits (.257 opponents' batting average) and 10 walks with 44 strikeouts...tied for second on the team in appearances...his 4.40 strikeout-to-walk ratio was sixth-best in school history...did not allow more than three runs or two walks in any of his 27 appearances...had three pickoffs and allowed just two steals in five attempts...allowed just four of his 17 inherited baserunners to score...

Harman's Career Highs

Total IP	4.0	Western Carolina	4-15-08
Scoreless IP	3.0	North Carolina-Greensboro	3-11-08
Hits	6	Wofford	3-5-08
Runs	3	Presbyterian	4-23-08
Earned Runs	3	Presbyterian	4-23-08
Walks	2	many (2)	-----
Strikeouts	5	many (2)	-----

held lefthanded batters to a team-best .196 batting average, including 1-for-17 (.059) in his last six outings...held opponents to a .146 batting average with runners in scoring position and .203 batting average with runners on base, both team-bests...allowed eight home runs, but seven were solo homers and the other was a two-run homer...in his first career outing, he pitched a perfect inning in relief with a strikeout against Mercer on Feb. 24...pitched 2.1

innings in relief, allowing two hits, no runs, and one walk with three strikeouts in the first game of a doubleheader at Wake Forest on Mar. 9...pitched 3.0 innings in relief, allowing two hits, no runs, and no walks with three strikeouts against North Carolina-Greensboro on Mar. 11...pitched 1.2 innings in relief, allowing no hits, no runs, and no walks with a strikeout against #21 Coastal Carolina on Mar. 18...pitched 3.0 innings in relief, allowing one hit, one run, and no walks with five strikeouts against Elon on Mar. 25...with Clemson ahead 2-1 in the bottom of the ninth inning, no outs, and runners on second and third, he retired two batters without allowing a run at Maryland on Mar. 28...pitched 3.1 innings in relief, allowing two hits, one run, and one walk with five strikeouts against #3 Florida State on May 5...pitched 2.0 innings in relief, allowing one hit, no runs, and one walk with three strikeouts to earn his first career win against College of Charleston on May 13...pitched 2.0 perfect innings in relief with two strikeouts against #2 Miami (FL) in the ACC Tournament on May 21...pitched 2.0 innings in relief, allowing no hits, no runs, and no walks against #24 Georgia Tech in the ACC Tournament on May 24; in 4.0 innings pitched over two relief appearances in the ACC Tourna-

ment, he allowed no hits, no runs, and no walks with two strikeouts against two top-25 ranked teams...played for Vermont in the New England Collegiate Baseball League in the summer, where he had a 5-0 record and 1.15 ERA in 47.0 innings pitched over 10 appearances (seven starts); he allowed just 29 hits (.174 opponents' batting average) and 15 walks with 51 strikeouts; he allowed just four extra-base hits, including no home runs...starting pitcher for the Northern team in the All-Star game...#4 New England Collegiate Baseball League prospect by **Baseball America**.

Before Clemson

Gatorade Player-of-the-Year and Louisville Slugger Player-of-the-Year as a senior at South Burlington High School...first-team all-state selection and picked to the Vermont North-South All-Star game as a senior...#1 prospect in Vermont by **Perfect Game**...played on the state championship team as a sophomore and junior...lettered four times in baseball and three times in basketball at South Burlington High, where he was coached by Patrick Bose...played at the same high school that Jack Leggett attended; Leggett's baseball team won the state title as a junior (1971) and senior (1972), the school's last state championships until 2005.

Personal

Majoring in health services administration...born Casey Richard Harman on Mar. 17, 1989 in Fort Myers, FL.

Harman's Career Stats

Overall																						
Year	ERA	W-L	APP	GS	CG	SHO/CBO	SV	IP	H	R	ER	BB	SO	AB	O/BA	WP	HBP	BK	PO	A	E	Fld%
2008	3.89	1-5	27	2	0	0/0	0	44.0	44	21	19	10	44	171	.257	1	3	1	1	10	0	1.000
ACC Regular Season																						
Year	ERA	W-L	APP	GS	CG	SHO/CBO	SV	IP	H	R	ER	BB	SO	AB	O/BA	WP	HBP	BK	PO	A	E	Fld%
2008	5.40	0-4	12	0	0	0/0	0	13.1	16	9	8	5	13	52	.308	1	0	1	1	4	0	1.000



4 John Hinson

INF • L-R • 6-0 • 180 • So. • 1VL

Asheville, NC • A.C. Reynolds HS

History

Sophomore infielder who played at third base as a freshman and will compete for the starting role there in 2009...talented hitter who has a tremendous upside...one of five Tigers from the state of North Carolina and one of two Tigers from the greater Asheville area...no relation to Tiger senior lefthander Ryan Hinson.

2008 (Freshman)

Batted .264 with 10 runs, one triple, one home run, 11 RBIs, and five stolen bases in 39 games (25 starts, including 20 at third base and five as the designated hitter)...batted .304 in 21 ACC regular-season games...batted .320 in 10 games on opponents' home fields...was 7-for-20 (.350) in 11 games against

top-25 ranked opponents...batted .306 in his 25 starts in the field...batted .316 with the bases empty...plated the runner on third base with less than two outs in seven of eight opportunities...was 10-for-19 (.526) during the second inning...only struck out 12 times in 87 at-bats...missed eight games early in the season due to a back injury...went 2-for-3 with one triple and two RBIs against Boston College on

Mar. 16...slugged a two-run home run, his first career long ball, against #21 Coastal Carolina on Mar. 18...belted a pinch-hit, run-scoring single against Virginia Tech on Apr. 27...went 3-for-4 at #25 Georgia Tech on May 10...went

2-for-4 with one RBI at #25 Georgia Tech on May 11; he was 5-for-8 (.625) in two starts in the series...

J. Hinson's Career Highs

Runs	2	Furman	3-20-08
Hits	3	Georgia Tech	5-10-08
Doubles	0		
Home Runs	1	Coastal Carolina	3-18-08
RBIs	2	many (2)	
Walks	1	many (8)	
Steals	1	many (5)	




played for Hyannis in the Cape Cod League during the summer, where he batted .222 in 18 at-bats over five games.

Before Clemson

Team MVP during his senior season at A.C. Reynolds High School...set the school's record for career hits...four-time all-conference honoree...drafted in the 40th round (#1210 overall pick) by the Philadelphia Phillies...#170 prospect in the nation according to **Baseball America** and #314 prospect according to **Perfect Game**...#13 prospect in North Carolina according to **Perfect Game**...East Coast Professional Showcase selection in 2006...represented North Carolina in the 2006 National Home Run Derby in Delray Beach, FL, where he advanced to the semifinals...set single-season school records for doubles (14) and hits (44) along with totaling nine home runs as a junior...lettered four times in baseball at A.C. Reynolds High, where he was coached by Bryan Craig.

Personal

Majoring in history...no relation to fellow Tiger Ryan Hinson...born John David Hinson II on Sept. 13, 1988 in Asheville, NC.



J. Hinson's Career Stats

Overall																							
Year	Avg	GP-GS	AB	R	H	2B	3B	HR	RBI	TB	Slg%	BB	HP	SO	GDP	OB%	SF	SH	SB	PO	A	E	Fld%
2008	.264	39-25	87	10	23	0	1	1	11	28	.322	8	0	12	2	.320	2	2	5-6	6	22	8	.778
ACC Regular Season																							
Year	Avg	GP-GS	AB	R	H	2B	3B	HR	RBI	TB	Slg%	BB	HP	SO	GDP	OB%	SF	SH	SB	PO	A	E	Fld%
2008	.304	21-13	46	3	14	0	1	0	6	16	.348	4	0	2	2	.360	0	0	2-3	3	15	7	.720



45 | Ryan Hinson

LHP • L-L • 6-2 • 220 • Sr. • 3VL

Rock Hill, SC • Northwestern HS

Sport Management

Aggressive lefthander who challenges hitters...has a 13-7 record, 3.68 ERA, and two saves in 57 career appearances (25 starts)...in 181.0 innings pitched, he has yielded 180 hits (.261 opponents' batting average) and 79 walks with 153 strikeouts...has allowed more than two earned runs in just six of his 57 career appearances.

2008 (Junior)

Drafted in the 31st round (#924 overall pick) by the Pittsburgh Pirates...had a 3-5 record, 4.74 ERA, and one save in 19 appearances (10 starts)...in 68.1 innings pitched, he allowed 84 hits and 22 walks with 62 strikeouts...in 17.2 innings pitched out of the bullpen, he had a team-best 3.06 ERA and 20 strikeouts against five walks...did not allow any of his 10 inherited baserunners to score...pitched 2.0 perfect innings with three strikeouts to earn the save against Elon on Mar. 26...pitched 7.0 innings in a starting role, allowing six hits, two runs, and one walk with eight strikeouts to earn the win at Maryland on Mar. 30; in two outings that week, he earned a save and win, as he pitched 9.0 innings, allowing six hits, two runs, and one walk with 11 strikeouts to earn ACC Co-Pitcher-of-the-Week honors...pitched 2.0 hitless and scoreless innings in relief against #3 Florida State on May 5...pitched 2.1 innings in relief, allowing one run with three strikeouts to earn the win against #24 Georgia Tech in the ACC Tournament on May 24.

2007 (Sophomore)

Had a 6-2 record and 2.74 ERA in 19 appearances (14 starts)...in 82.0 innings pitched, he allowed 72 hits (.240 opponents' batting average) and 39 walks

with 60 strikeouts...fifth in the ACC in ERA and sixth in the ACC in opponents' batting average...was in the weekend rotation during most of the season before moving to the bullpen in the last month...allowed just three homers...had a team-high three pickoffs...had a 5-2 record, 3.02 ERA, and .231 opponents' batting average in ACC regular-season games...had a 1-0 record, 2.53 ERA, and .189 opponents' batting average in 10.2 innings pitched in the postseason...had a 4-2 record and team-best 2.55 ERA as a starter...allowed more than two earned runs in just one of his 19 appearances...did not allow any of his six inherited baserunners to score...pitched 6.0 innings in a starting role, allowing three hits, one run, and two walks with six strikeouts to earn the win against

Miami (FL) on Mar. 31...pitched 6.1 innings in a starting role, allowing one hit, no runs, and five walks with five strikeouts to earn the win against #6 Virginia on Apr. 22; the one hit came in the seventh inning...pitched

1.2 innings in relief, allowing one hit and no runs to earn the win at #10 Coastal Carolina in the Myrtle Beach Regional on Jun. 3; he entered the game with the bases loaded and one out in the sixth inning and kept the score tied by retiring both batters he faced in the frame...played for Chatham in the Cape Cod League in the summer, where he was 3-3 with a 4.58 ERA in seven starts; in 35.1 innings pitched, he allowed 38 hits and 12 walks with 35 strikeouts.

2006 (Freshman)

Had a 4-0 record and 3.82 ERA in 19 appearances (one start)...in 30.2 innings pitched, he allowed 24 hits (.216 opponents' batting average) and 18 walks with 31 strikeouts...allowed more than one run in

two of his 19 appearances...in 18.2 innings pitched after the sixth inning, he had an 0.96 ERA and .131 opponents' batting average...pitched 5.0 innings in relief to earn the victory, allowing two hits, one run, and two walks with six strikeouts against Elon on Mar. 21...in his first career start, he pitched 5.0 innings, allowing six hits, one run, and three walks with seven strikeouts at #1 South Carolina on Apr. 5...earned the win in relief at #10 Georgia Tech on Apr. 14...pitched 3.0 scoreless innings, allowing one hit and no walks with a strikeout to pick up his first career save in the second game of a doubleheader at Boston College on Apr. 22...pitched 2.2 innings in relief, allowing one hit, no runs, and no walks with two strikeouts to earn the win against #13 Florida State on May 13...pitched 2.0 scoreless innings in relief, allowing one hit to earn the win against #4 Georgia Tech in the College World Series on Jun. 16.

Before Clemson

Region Player-of-the-Year as a senior at Northwestern High School...MVP of the North Carolina vs. South Carolina All-Star game played at Myrtle Beach, SC as a senior...all-region selection three times...Upperstate Player-of-the-Year as a junior and senior...had a 10-0 record and 0.37 ERA as a senior...drafted in the 28th round (#858 overall pick) by the Boston Red Sox...lettered five times in baseball at Northwestern High, where he was coached by Mitch Walters.

Personal

Majoring in sport management...no relation to fellow Tiger John Hinson...born Ryan Marshall Hinson on May 12, 1987 in Rock Hill, SC.

R. Hinson's Career Highs

Total IP	7.0	many (2)	-----
Scoreless IP	6.1	Virginia	4-22-07
Hits	11	North Carolina	4-13-08
Runs	8	Wake Forest	3-8-08
Earned Runs	8	Wake Forest	3-8-08
Walks	6	Georgia Tech	4-29-07
Strikeouts	8	many (2)	-----

R. Hinson's Career Stats


Overall																						
Year	ERA	W-L	APP	GS	CG	SHO/CBO	SV	IP	H	R	ER	BB	SO	AB	O/BA	WP	HBP	BK	PO	A	E	Fld%
2006	3.82	4-0	19	1	0	0/0	1	30.2	24	14	13	18	31	111	.216	3	3	0	0	3	0	1.000
2007	2.74	6-2	19	14	0	0/0	0	82.0	72	33	25	39	60	300	.240	7	7	1	0	22	1	.957
2008	4.74	3-5	19	10	0	0/0	1	68.1	84	53	36	22	62	279	.301	2	4	0	3	6	0	1.000
Totals	3.68	13-7	57	25	0	0/0	2	181.0	180	100	74	79	153	690	.261	12	14	1	3	31	1	.971

ACC Regular Season																						
Year	ERA	W-L	APP	GS	CG	SHO/CBO	SV	IP	H	R	ER	BB	SO	AB	O/BA	WP	HBP	BK	PO	A	E	Fld%
2006	3.95	2-0	9	0	0	0/0	1	13.2	8	6	6	5	13	48	.167	1	1	0	0	2	0	1.000
2007	3.02	5-2	10	8	0	0/0	0	47.2	40	22	16	25	35	173	.231	7	4	1	0	11	1	.917
2008	5.59	1-4	11	8	0	0/0	0	46.2	59	38	29	15	40	191	.309	1	3	0	3	4	0	1.000
Totals	4.25	8-6	30	16	0	0/0	1	108.0	107	66	51	45	88	412	.260	9	8	1	3	17	1	.952



18 | Addison Johnson

OF • L-L • 5-7 • 175 • *So. • 1VL
Pfafttown, NC • North Forsyth Senior HS
Management



Scrappy outfielder who has good speed and has made many diving catches...slated to be Clemson's starting centerfielder, leadoff batter, and "sparkplug" in 2008, but he suffered two injuries that forced him to sit out the entire season...should return at full strength as a red-shirt sophomore in 2009.

2008 (Sophomore)

Red-shirted...missed the entire season due to two different injuries; he suffered a hamstring injury just prior to the start of the season, then he suffered a hand injury in late February...#3 ACC prospect for the 2009 draft and #25 sophomore in the nation in the preseason by **Baseball America**.

2007 (Freshman)

Hit .286 with 35 runs, eight doubles, five triples, a homer, 23 RBIs, and eight steals in 61 games (58 starts, including 52 in left field and six in centerfield)...started the first 31 games and the last 22 games of the season...led the team in triples...fifth in the ACC in triples per game...had six sacrifice bunts and a team-tying-high five bunt singles...had 25 walks against 32 strikeouts...hit .309 in ACC regular-season games...hit .348 at the #7, #8, and #9 spots in the lineup...

hit .333 in night games...had 19 multi-hit games...hit .308 with runners on base and .306 with runners in scoring position...reached base 45.9 percent of the time and had a .340 batting average as a leadoff batter in an inning...had 12 two-out RBIs amongst his 23 total RBIs...hit .350 in April, .305 in May, and .471 in June...hit .368 in neutral-site games...had a team-high five outfield assists...was 8-for-17 (.471)

Johnson's Career Highs

Runs	2	many (6)	-----
Hits	3	many (4)	-----
Doubles	1	many (8)	-----
Home Runs	1	Duke	3-17-07
RBIs	2	many (6)	-----
Walks	2	many (3)	-----
Steals	1	many (8)	-----

with a double, triple, three RBIs, and a .571 on-base percentage in five NCAA Tournament games...hit .393 with a .500 on-base percentage in the postseason...hit a single in his first career plate appearance and scored two runs

against George Mason on Feb. 16...singled in the 11th inning and came around to score the winning run in the first game of a doubleheader against Pacific on Feb. 24...went 2-for-4 with two RBIs against Memphis on Mar. 11...went 2-for-3 with his first career homer against Duke on Mar. 17...had two hits and an RBI against Duke on Mar. 18; he was 6-for-11 (.545) in the series...went 3-for-4 with a double and two RBIs against Miami (FL) on Apr. 1...went 3-for-4 with two RBIs, including a walkoff double in the ninth inning against Georgia on Apr. 4...went 2-for-3 with a triple and two runs at Wake Forest on Apr. 13; he was playing just miles from

his hometown of Pfafttown, NC...after not starting the previous five games due to a finger injury, he went 2-for-3 with two runs, a triple, and walk in a start against #19 Georgia Tech on Apr. 28...went 2-for-3 with a walk and two RBIs against Boston College on May 5...went 3-for-5 at #2 Florida State on May 11...went 2-for-3 with an RBI against #3 Florida State in the ACC Tournament on May 26...went 3-for-4 against Saint John's in the Myrtle Beach Regional on Jun. 1...went 2-for-3 with a triple and two runs at #17 Mississippi State in the Starkville Super Regional on Jun. 9; he was 3-for-5 with two walks and a hit-by-pitch in the super regional...played for Chatham in the Cape Cod League in the summer, where he hit .276 with a .321 on-base percentage and eight steals in 40 games.

Before Clemson

First-team all-state as a senior at North Forsyth Senior High School...#60 prospect in the nation by **Baseball America** and #167 prospect by **Perfect Game**...#7 prospect in North Carolina by **Perfect Game**...North Carolina's MVP of the North Carolina vs. South Carolina All-Star game...member of the East Coast Professional Showcase...all-state and all-conference selection as a junior...hit .388 with seven doubles, three triples, and five homers along with a 3-0 record and 47 strikeouts in 23.0 innings pitched as a junior...high school teammate of former Tiger D.J. Mitchell (2006-08)...lettered four times in baseball at North Forsyth Senior High, where he was coached by Jamie Lowe.

Personal

Majoring in management...born Addison Lee Johnson on Dec. 26, 1987 in Winston-Salem, NC.

Johnson's Career Stats

Overall																							
Year	Avg	GP-GS	AB	R	H	2B	3B	HR	RBI	TB	Slg%	BB	HP	SO	GDP	OB%	SF	SH	SB	PO	A	E	Fld%
2007	.286	61-58	217	35	62	8	5	1	23	83	.382	25	2	32	5	.365	0	6	8-11	79	5	3	.966
ACC Regular Season																							
Year	Avg	GP-GS	AB	R	H	2B	3B	HR	RBI	TB	Slg%	BB	HP	SO	GDP	OB%	SF	SH	SB	PO	A	E	Fld%
2007	.309	28-26	94	15	29	3	3	1	10	41	.436	9	0	19	4	.369	0	4	4-6	34	1	1	.972

8 | Clinton McKinney

RHP • R-R • 6-1 • 200 • Sr. • 1VL
Greenville, SC • UNC Greensboro
Management

Senior righthander who spent the 2006 and 2007 seasons at North Carolina-Greensboro...uses his sidearm delivery to be effective in retiring righthanded batters...will provide depth in the bullpen in 2009... has a 3-6 record, 4.60 ERA, and two saves in 103.2 innings pitched over 70 appearances (two starts) in three seasons at the collegiate level, including two seasons at North Carolina-Greensboro and one season at Clemson...one of 11 Tigers on the 2009 team from the state of South Carolina.

2008 (Junior)

Had an 0-0 record and 9.00 ERA in 15 relief appearances...in 13.0 innings pitched, he allowed 21 hits and seven walks with three strikeouts... allowed only one home run...had four pickoffs, most

among Tiger pitchers...in 5.1 innings pitched during ACC regular-season games, he allowed just five hits (.227 opponents' batting average), one earned run (1.69 ERA), and no walks...had a 3.38 ERA in 2.2 innings pitched against top-25 ranked teams... held opponents 0-for-3 with the bases loaded... pitched a hitless and scoreless ninth inning in his first career appearance as a Tiger in the first game of

a doubleheader against Mercer on Feb. 23... pitched a perfect inning in relief against Boston College on Mar. 16... pitched 2.0 innings in relief, allowing two hits, one earned run, and no walks with one strikeout at Duke on Apr. 19...

pitched a scoreless inning in relief against Virginia Tech on Apr. 25.

McKinney's Career Highs

Total IP	2.0	Duke	4-19-08
Scoreless IP	1.0	many (4)	-----
Hits	4	Georgia	4-1-08
Runs	4	many (3)	-----
Earned Runs	4	Georgia	4-1-08
Walks	3	College of Charleston	5-13-08
Strikeouts	1	many (3)	-----

Before Clemson

Lettered at North Carolina-Greensboro in 2006 and 2007, where he was coached by Mike Gaski... in 55 appearances with the Spartans, he had a 3-6 record with a 3.97 ERA and two saves in 90.2 innings pitched...had a 3-1 record and 3.37 ERA in 34.2 innings pitched with 35 strikeouts against seven walks during his sophomore season at North Carolina-Greensboro...member of the Valley League champions in the summer of 2006...AAA Player-of-the-Year, an all-state selection, and region MVP as a senior at Greenville High School...named to the North-South All-Star game as a senior...member of the state championship team as a senior...lettered four times in baseball and two times in football at Greenville High, where he was coached by Dave Delgado.

Personal

Member of the ACC Academic Honor Roll in 2007-08...majoring in management...born Clinton Coleman McKinney on Nov. 17, 1986 in Greenville, SC.

McKinney's Career Stats

Overall																						
Year	ERA	W-L	APP	GS	CG	SHO/CBO	SV	IP	H	R	ER	BB	SO	AB	O/BA	WP	HBP	BK	PO	A	E	Fld%
2006*	4.34	1-5	33	2	0	0/1	1	56.0	57	34	27	29	33	216	.264	5	7	1	15	9	3	.889
2007*	3.37	2-1	22	0	0	0/1	1	34.2	33	17	13	7	35	128	.258	1	5	0	4	11	2	.882
2008	9.00	0-0	15	0	0	0/0	0	13.0	21	20	13	7	3	61	.344	2	2	0	3	6	2	.818
Totals	4.60	3-6	70	2	0	0/2	2	103.2	111	71	53	43	71	405	.274	8	14	1	22	26	7	.873

Year	Avg	GP-GS	AB	R	H	2B	3B	HR	RBI	TB	Slg%	BB	HP	SO	GDP	OB%	SF	SH	SB	PO	A	E	Fld%
2006*	.189	17-16	53	6	10	2	0	1	6	15	.283	4	1	9	1	.259	0	1	0-0	15	9	3	.889

* - North Carolina-Greensboro

ACC Regular Season																						
Year	ERA	W-L	APP	GS	CG	SHO/CBO	SV	IP	H	R	ER	BB	SO	AB	O/BA	WP	HBP	BK	PO	A	E	Fld%
2008	1.69	0-0	6	0	0	0/0	0	5.1	5	3	1	0	1	22	.227	0	1	0	1	1	0	1.000



17 | John Nester

C/1B • R-R • 6-0 • 200 • So. • 1VL

Greer, SC • Riverside HS

Health Services Administration



Sophomore catcher who showed flashes of his tremendous power as a freshman...will compete for the starting job behind the plate in 2009 after the departure of two-year starter Doug Hogan...has the versatility to play in the infield at first base...one of 11 Tigers on the 2009 team from the state of South Carolina.

2008 (Freshman)

Batted .256 with six runs, three home runs, five RBIs, and one stolen base in 30 games (seven starts, all as the designated hitter)...four of his five RBIs came with two outs...two of his three home runs came off the bench...had two sacrifice bunts...batted .333 with the bases empty...was 3-for-7 (.429) as the

leadoff batter of an inning...was 10-for-26 (.385) with three home runs in innings 5-8...batted .294 with a .400 on-base percentage in his seven starts...did not allow a stolen-base attempt...crushed his first career hit, a solo home run, off the bench against Mercer on Feb. 24...came off the bench and hit a two-run home run against High Point on Feb. 27...hit a solo home run against North Carolina-Greensboro on Mar.

12...went 2-for-3 against N.C. State on Mar. 21...came off the bench and went 1-for-1 with a run and stolen base against Presbyterian at Greenville, SC on Apr. 23...hit a pinch-hit single and came around to score at Central Florida on

May 15; the single started Clemson's four-run sixth inning...played for Wilmington in the Coastal Plain

Nester's Career Highs

Runs	1	many (6)	-----
Hits	2	N.C. State	3-21-08
Doubles	0	-----	
Home Runs	1	many (3)	-----
RBIs	2	High Point	2-27-08
Walks	1	many (4)	-----
Steals	1	Presbyterian	4-23-08

League in the summer, where he batted .181 with one home run, 20 RBIs, and five stolen bases in 50 games.

Before Clemson

Two-time all-state selection at Riverside High School...two-time all-region pick and member of the South Carolina Select team...named team's Most Valuable Defensive Player as a senior...member of two state championship teams and four region championship teams...#2 prospect in South Carolina by **Perfect Game**...#1 catcher prospect in South Carolina by **Diamond Prospects**...#1 two-way player in South Carolina by **Diamond Prospects**...first-team all-state pick as a junior...had a 5-0 record with a 1.91 ERA, four saves, and 76 strikeouts in 36.0 innings pitched as a junior...from the same high school that sent former Tiger Brad Chalk (2005-07) to Clemson...lettered four times in baseball and once in basketball at Riverside High, where he was coached by Chris Bates.

Personal

Majoring in health services administration...born John Michael Nester on May 28, 1989 in Huntington, WV.



Nester's Career Stats

Overall																							
Year	Avg	GP-GS	AB	R	H	2B	3B	HR	RBI	TB	Slg%	BB	HP	SO	GDP	OB%	SF	SH	SB	PO	A	E	Fld%
2008	.256	30-7	39	6	10	0	0	3	5	19	.487	4	1	15	0	.341	0	2	1-2	14	0	0	1.000
ACC Regular Season																							
Year	Avg	GP-GS	AB	R	H	2B	3B	HR	RBI	TB	Slg%	BB	HP	SO	GDP	OB%	SF	SH	SB	PO	A	E	Fld%
2008	.267	12-2	15	1	4	0	0	0	1	4	.267	1	0	5	0	.313	0	1	0-1	1	0	0	1.000



25 | Kyle Parker

OF • R-R • 6-0 • 210 • So. • 1VL
Jacksonville, FL • Bartram Trail HS
Communication Studies

Graduated from high school a semester early to enroll in January, 2008...signed to play football at Clemson as one of the top quarterback prospects in the country...emerged as one of the best freshmen in the ACC and country...has tremendous power and outstanding instincts at the plate...hits for power to all fields...successfully juggled playing baseball as a freshman when he should still have been a senior in high school along with the rigors of spring football practice; he spent several early-season games in 2008 being shuttled from spring football practice to Doug Kingsmore Stadium...slated to be a starter in the outfield in 2009...will compete for the starting quarterback spot during spring practice...named to the Brooks Wallace Award Watch List in the preseason...preseason first-team All-ACC by Rivals.com.

2008 (Freshman)

First-team freshman All-American by **Baseball America**...freshman All-American by **Collegiate Baseball**...First-Team

All-ACC selection; he was one of only two freshmen to earn first-team honors...second-team All-ACC by SEBaseball.com...hit .303 with 44 runs, 12 doubles, 14 homers, 50 RBIs, a .400 on-base percentage, and two steals in 57 games (55 starts, including a team-high 29 as the DH, 16 in right field, nine at third base, and one at first base); he also saw action at second base...tied for sixth in the ACC in homers...led the team in homers and was second in RBIs, slugging percentage (.559), and walks (32)...batted .336 with six doubles, 10 homers, 34 RBIs, and a .441 on-base percentage in 29 ACC regular-season starts...tied for second in the ACC in homers, was second in RBIs, and was fifth in slugging percentage (.673) in ACC regular-season games...had a streak of nine straight games with an RBI in May...hit eight homers in last 14 regular-season games...had 11 multi-RBI games, including seven games with at least three RBIs...named ACC Player-of-the-Week on April 28 for his performances in five games from

April 22-27; he went 6-for-16 (.375) with six runs, two doubles, three homers, 12 RBIs, six walks, and a 1.063 slugging percentage to lead Clemson to a 5-0 record...hit his first career homer against High Point on Feb. 27...went 5-for-5 with three homers, a double, 15 total bases, five runs, and seven RBIs in the second game of a doubleheader at Wake Forest on Mar. 9; his three-run homer in the ninth inning tied the score and helped the Tigers to a 12-11 comeback win from an 11-4 deficit; he became the 12th Tiger in history to hit three homers in a game...went 3-for-5 with two doubles and two runs against North Carolina-Greensboro on Mar. 11...went 2-for-3 with a homer and four RBIs against Boston College on Mar. 16...hit a go-ahead two-run homer in the 11th

inning at Duke on Apr. 20, but it did not count because unplayable field conditions forced the final score to revert back to the end of the 10th inning, which resulted in a 6-6 tie...went 3-for-4 with two homers, a double, two runs, and

five RBIs against Virginia Tech on Apr. 26; his three-run homer in the eighth inning gave the Tigers the lead for good...went 1-for-3 with a double and three RBIs against Virginia Tech on Apr. 27; he went 5-for-10 with five runs, two doubles, three homers, 11 RBIs, and three walks in the series...went 1-for-2 with three runs, a three-run homer, and four walks against #3 Florida State on May 3; he went 4-for-10 with five runs, a double, homer, three RBIs, and five walks in the series...hit a two-run homer in the fifth inning that gave Clemson the lead for good at Central Florida on May 16...went 2-for-4 with a homer, double, three RBIs, and a walk at Central Florida on May 17; it was the night of his high school Senior Prom that he missed to help Clemson to victory; he went 5-for-12 (.417) with four runs, a double, three homers, six RBIs, two walks, and a hit-by-pitch in the series...went 2-for-5 with a walk against #24 Georgia Tech in the ACC Tournament on May 24; the game was played in his hometown.

Parker's Career Highs

Runs	5	Wake Forest	(2)3-9-08
Hits	5	Wake Forest	(2)3-9-08
Doubles	2	North Carolina-Greensboro	3-11-08
Home Runs	3	Wake Forest	(2)3-9-08
RBIs	7	Wake Forest	(2)3-9-08
Walks	4	Florida State	5-3-08
Steals	1	many (2)	-----

Before Clemson

Standout baseball player and quarterback at Bartram Trail High School...first-team all-state and all-county selection as a junior...county player-of-the-year as a junior...did not play his senior year of high school on the diamond in the spring of 2008, because he graduated a semester early; he accepted a football scholarship and enrolled at Clemson in January of 2008...coached by Storm Davis in baseball...#34 prospect in the nation according to ESPN.com...#4 quarterback in the nation by ESPN.com...#62 prospect in Florida and #10 pro-style quarterback in the nation by Rivals.com...#13 quarterback in the nation by Scout.com...#39 prospect in Florida by **SuperPrep**...played in the **ESPN/Under Armour** All-American game; he threw the game-winning touchdown pass to fellow Tiger signee Jamie Harper...totaled over 2,500 passing yards and 15 touchdowns along with over 1,000 rushing yards as a senior...lettered four times in baseball and four times in football at Bartram Trail High.

Personal

Son of former NFL wideout Carl Parker, who was a member of the Cincinnati Bengals, New York Jets, and Minnesota Vikings for a total of six seasons; he played three games in 1989 and had one reception for 45 yards that season; he also played three games in 1988 during the Bengals' Super Bowl season...his mother Cathy was featured on **ESPN's** "Outside the Lines" in 2007, as she helped raise over \$800,000 for Barrow (AK) High School's new artificial turf field that was named Cathy Parker Field in her honor...majoring in communication studies...born Kyle James Parker on Sept. 30, 1989 in Cincinnati, OH.

Parker's Career Stats

Overall																							
Year	Avg	GP-GS	AB	R	H	2B	3B	HR	RBI	TB	Slg%	BB	HP	SO	GDP	OB%	SF	SH	SB	PO	A	E	Fld%
2008	.303	57-55	211	44	64	12	0	14	50	118	.559	32	2	48	7	.400	0	2	2-3	58	12	8	.897
ACC Regular Season																							
Year	Avg	GP-GS	AB	R	H	2B	3B	HR	RBI	TB	Slg%	BB	HP	SO	GDP	OB%	SF	SH	SB	PO	A	E	Fld%
2008	.336	29-29	107	24	36	6	0	10	34	72	.673	20	0	26	4	.441	0	1	1-2	31	4	1	.972

10 | Ben Paulsen

1B • L-R • 6-3 • 195 • Jr. • 2VL

Acworth, GA • Kell HS

Management

Junior first-baseman who is an All-America candidate...son of Tiger Associate Head Coach Tom Riginios, who is in his seventh season at Clemson...a career .287 hitter with 27 doubles, one triple, 18 homers, and 69 RBIs in 116 games (104 starts)...in three career games at Fluor Field in Greenville, SC, he is 9-for-13 (.692) with three doubles, one homer, seven runs, and seven RBIs...named to the Brooks Wallace Award Watch List in the preseason...#24 college prospect in the nation in the preseason by **Baseball America**...won the Omaha Challenge competition among position players in the fall of 2008.

2008 (Sophomore)

Hit .310 with 46 runs, 18 doubles, one triple, 13 homers, 49 RBIs, and a .393 on-base percentage in 58 games (all starts at first base)...led or tied for the team lead in runs, hits (70), doubles, total bases (129), extra-base hits (32), and slugging percentage (.571)...tied for ninth in the ACC in homers...had a team-tying-high 21 multi-hit games and 12 multi-RBI games, including a team-high nine games with at least three RBIs...hit .394 with a .496 on-base percentage (both team-bests) in 26 non-ACC regular-season games...five of his 13 homers drove in at least three runs...started at the cleanup spot in the lineup a team-high 50 times...committed only four errors (.992 fielding percentage)...went 2-for-2 with a homer, two runs, four RBIs, and two walks against High Point on Feb. 27...went 3-for-5 with a double and homer at College of Charleston on Feb. 29...went 3-for-5 with a homer, double, three runs, and three RBIs against North Carolina-Greensboro on Mar. 11...hit a three-run homer and walked twice against N.C. State on Mar. 21...hit a double, homer, and scored two runs against Elon on Mar. 25...went 3-for-5 with two doubles and one

Paulsen's Career Highs

Runs	4	Gardner-Webb	3-27-07
Hits	5	Gardner-Webb	3-27-07
Doubles	2	many (2)	-----
Home Runs	1	many (18)	-----
RBIs	6	Gardner-Webb	3-27-07
Walks	3	Florida State	5-12-07
Steals	1	Central Florida	5-17-08

RBI at Maryland on Mar. 30...went 2-for-4 with a double, homer, and two RBIs at #2 Miami (FL) on Apr. 4...went 2-for-4 with a homer and four RBIs at #2 Miami (FL) on Apr. 6; he was 6-for-12 with a double, two homers, and seven RBIs in the series...hit the game-tying, three-run homer with two outs in the ninth inning at Duke on Apr. 20...went 3-for-4 with a double, three runs, and four RBIs against Presbyterian at Greenville, SC on Apr. 23...went 2-for-4 with three RBIs against #3 Florida State on May 4...went 4-for-5 with a double, two runs, and two RBIs against Furman at Greenville, SC (Fluor Field) on May 7...hit two doubles and scored two runs at #25 Georgia Tech on May 11...went 3-for-5 with a double and his first career steal at Central Florida on May 17; he went 6-for-13 (.462) with two doubles and a triple in the series...hit his first career grand slam in the seventh inning to give Clemson a 7-3 lead against #24 Georgia Tech in the ACC Tournament on May 24...played for Hyannis in the Cape Cod League in the summer, where he hit .290 with nine doubles, eight homers, and 33 RBIs in 44 games; he did not commit an error in 408 chances to establish a league record...second in the Cape Cod League in RBIs, tied for second in homers, tied for fourth in extra-base hits (18), and fifth in slugging percentage (.497)...starting first-baseman for the Western team in the All-Star game and earned team MVP honors by going 2-for-4 with a two-run double...All-Cape Cod League selection...#11 Cape Cod League prospect by **Baseball America**.

2007 (Freshman)

Hit .258 with 27 runs, nine doubles, five homers, and 20 RBIs in 58 games (46 starts, including 39 as the DH, six at first base, and one at third base)...Clemson was 5-0 in games that he hit a homer...had

14 multi-hit games...hit .455 in February...totaled 67 putouts and four assists with only one error, good for a .986 fielding percentage...went 2-for-4 with three runs and a two-run homer (his first hit as a Tiger) against High Point on Feb. 21...went 5-for-5 with a double, homer, four runs, and six RBIs against Gardner-Webb on Mar. 27; the five hits were the most by a Tiger all season, and the four runs and six RBIs both tied for the most by a Tiger all season; his father (Tom Riginios) was coaching third in a game Paulsen played in for the first time...went 2-for-5 with a homer and three RBIs against Western Carolina on Mar. 28...went 3-for-4 at Wake Forest on Apr. 15; he was 5-for-10 in the series...went 3-for-5 with a double and three-run homer against #5 South Carolina on Apr. 25...went 3-for-3 with a double, walk, and two runs against Boston College on May 5...went 2-for-4 with a homer, double, and walk against Wofford at Greenville, SC on May 8...played for Keene in the New England Collegiate Baseball League in the summer, where he hit .318 with two homers and 11 RBIs in 18 starts.

Before Clemson

All-state as a senior at Kell High School...#135 prospect in the nation by **Perfect Game**...#5 prospect in Georgia by **Perfect Game**...lettered two times in baseball at Kell High, where he was coached by Donnie English.

Personal

Son of Tiger Associate Head Coach Tom Riginios...majoring in management...born Benjamin Michael Paulsen on Oct. 27, 1987 in Plymouth, WI.

Paulsen's Career Stats

Overall																							
Year	Avg	GP-GS	AB	R	H	2B	3B	HR	RBI	TB	Slg%	BB	HP	SO	GDP	OB%	SF	SH	SB	PO	A	E	Fld%
2007	.258	58-46	178	27	46	9	0	5	20	70	.393	18	2	28	6	.332	1	2	0-0	67	4	1	.986
2008	.310	58-58	226	46	70	18	1	13	49	129	.571	27	6	54	2	.393	3	0	1-1	452	28	4	.992
Totals	.287	116-104	404	73	116	27	1	18	69	199	.493	45	8	82	8	.367	4	2	1-1	519	32	5	.991

ACC Regular Season																							
Year	Avg	GP-GS	AB	R	H	2B	3B	HR	RBI	TB	Slg%	BB	HP	SO	GDP	OB%	SF	SH	SB	PO	A	E	Fld%
2007	.234	30-25	94	12	22	4	0	0	4	26	.277	9	1	17	1	.305	1	1	0-0	44	4	1	.980
2008	.267	29-29	120	20	32	10	0	6	22	60	.500	11	1	33	0	.331	1	0	0-0	223	17	2	.992
Totals	.252	59-54	214	32	54	14	0	6	26	86	.402	20	2	50	1	.319	2	1	0-0	267	21	3	.990

21 | Matt Sanders

INF • R-R • 6-1 • 175 • Sr. • 1VL
New Bern, NC • Young Harris (GA) College
Economics

One of the hottest Tigers at the plate during May of 2008...saw his batting average climb substantially in the late stages of 2008...solid defensive third-baseman who was also the backup shortstop in 2008...will compete for a starting spot in the infield in 2009.

2008 (Junior)

Batted .297 with 20 runs, nine doubles, two home runs, and 18 RBIs in 46 games (33 starts, including a team-high 26 at third base and seven at shortstop)...tied for the team lead with six sacrifice bunts...committed only five errors in 102 chances (.951 fielding percentage) in the field...batted .310 in ACC regular-season games...batted

Sanders' Career Highs

Runs	2	many (3)	-----
Hits	4	Central Florida	5-16-08
Doubles	1	many (9)	-----
Home Runs	1	many (2)	-----
RBIs	3	Wake Forest	3-8-08
Walks	2	Central Florida	5-15-08
Steals	1	Miami (FL)	4-4-08

.333 in 34 games as a third-baseman...was 12-for-28 (.429) in the last eight games and 19-for-47 (.404) in his last 14 games...11 of his 18 RBIs came with two outs...batted .313 in his 33 starts...was 3-for-6 with seven RBIs with the bases loaded...batted a team-high .375 with two outs...batted a team-high .355 with runners on base and two outs...belted his first career hit, a double, and scored a run in his first career

start against Wofford on Mar. 5...went 3-for-5 with two runs and three RBIs at Wake Forest on Mar. 8...hit a two-run single against Georgia on Apr. 2...hit his first career home run against Western Carolina on Apr. 15...went 2-for-3 with a double, two RBIs, and a walk at Duke on Apr. 20...went 3-for-3 with two runs and a sacrifice bunt against Virginia Tech on Apr. 27...hit a crucial two-out, two-run single to tie the score against Furman at Greenville, SC (Fluor Field) on May 7...went 2-for-5 with a double and two runs at #25 Georgia Tech on May 11...went 2-for-3 with two RBIs against College of Charleston on May 13...went 4-for-5 with a double and two RBIs at Central Florida on May 16...belted a game-tying, solo home run in the eighth inning at Central Florida on May 17; he went 5-for-10 (.500) with three runs, a double, home run, three RBIs, and two walks in the series...went 2-for-5 against #24

Georgia Tech in the ACC Tournament on May 24...played for Wilson in the Coastal Plain League during the summer...played for Wilson in the Coastal Plain League in the summer, where he batted .303 with four doubles, 19 RBIs, five stolen bases, a league-high 11 sacrifice bunts, and 19 walks against only 20 strikeouts in 53 games...starting third-baseman for the National team in the Coastal Plain League All-Star game, where he went 1-for-2 with a run and RBI.

Before Clemson

Played two seasons at Young Harris (GA) College, where he was coached by Rick Robinson...all-conference selection during the 2007 season...played for New Bern in the Coastal Plain League in the summer of 2006, where he hit .255 with nine doubles, three home runs, and 21 RBIs...junior-college all-state selection in 2006...batted .438 with 11 doubles and four home runs in 35 games in 2006...**Sun Journal** Player-of-the-Year during his senior season at New Bern High School...**Sun Journal** All-Area pick as a junior and senior...all-conference selection as a junior and senior...AAAA all-state selection as a junior...lettered three times in baseball at New Bern High, where he was coached by Gary Smith.

Personal

Majoring in economics...born Matthew Stanton Sanders on May 10, 1987 in New Bern, NC.

Sanders' Career Stats

Overall																							
Year	Avg	GP-GS	AB	R	H	2B	3B	HR	RBI	TB	Slg%	BB	HP	SO	GDP	OB%	SF	SH	SB	PO	A	E	Fld%
2008	.297	46-33	128	20	38	9	0	2	18	53	.414	6	1	23	4	.331	1	6	1-1	28	69	5	.951
ACC Regular Season																							
Year	Avg	GP-GS	AB	R	H	2B	3B	HR	RBI	TB	Slg%	BB	HP	SO	GDP	OB%	SF	SH	SB	PO	A	E	Fld%
2008	.310	23-18	71	10	22	6	0	0	7	28	.394	2	0	13	2	.329	0	4	1-1	17	40	2	.966

23 | Justin Sarratt

RHP • R-R • 5-9 • 170 • Jr. • 2VL
Gaffney, SC • Gaffney Senior HS
Management



Junior righty who has been used as a setup man and can be used in the field in an emergency situation...has shown tremendous leadership qualities...has excellent control...has a 2-3 record and 4.45 ERA in 40 appearances (two starts) in his career...has walked just 11 against 39 strikeouts in his career...has not allowed a stolen base in two attempts in 58.2 innings pitched in his career...has only walked three batters in 22.1 innings pitched in ACC regular-season games in his career...won the Omaha Challenge competition among pitchers in the fall of 2008.

2008 (Sophomore)

All-ACC Academic team member...had a 2-2 record and 4.34 ERA in 27 appearances (two starts)...in 45.2 innings pitched, he allowed 60 hits and six walks with 26 strikeouts...tied for second on the team in appearances...his 1.18 walks per nine innings pitched mark was second-best in school history and his 4.33 strikeout-to-walk ratio was seventh-best in school history...did not allow a steal in two attempts...allowed just three walks with 14 strikeouts in 22.1 innings pitched in ACC regular-season games...had a 3.57 ERA, and he allowed just five walks and two homers in 40.1 innings pitched in his 25 relief appearances...had a 2.81 ERA and allowed just one walk in 16.0 innings pitched on opponents' home fields...pitched 2.0 innings in relief, allowing two hits and no runs with three strikeouts in the first game of a doubleheader against Mercer on Feb. 23...pitched 2.2 innings in relief, allowing two hits, no earned runs, and no walks with four strikeouts against Wofford on Mar. 5...picked up his first career win in relief against #21 Coastal Carolina on Mar. 18...pitched 2.0 innings in relief, allowing no hits, no runs, and no walks against N.C. State on Mar. 21...pitched 2.0 perfect innings in

relief with two strikeouts against Elon on Mar. 26...pitched a perfect inning in relief at #2 Miami (FL) on Apr. 4...pitched 3.2 innings in relief, allowing three hits, one run, and no walks with three strikeouts at #2 Miami (FL) on Apr. 6...pitched 2.0 innings in relief, allowing one hit, no runs, and no walks at Central Florida on May 15...pitched 1.1 innings in relief, allowing one hit, no runs, and no walks with a strikeout to earn the win at Central Florida on May 17...played for Thomasville in the Coastal Plain League in the summer, where he was 7-1 with a 1.06 ERA in 59.1 innings pitched over eight starts; he had a .172 opponents' batting average and allowed just 35 hits, nine walks, and seven extra-base hits, including two homers, with 57 strikeouts; he had two complete games, including one shutout...tied for second in the league in wins, and was third in both ERA and opponents' batting average...three-time league pitcher-of-the-week, as he earned tri-pitcher-of-the-week honors on Jun. 23, co-pitcher-of-the-week honors on Jun. 30, and co-pitcher-of-the-week honors on Jul. 16...starting pitcher in the All-Star game...pitched a complete game in the league championship game; he allowed 10 hits, one run, and no walks with eight strikeouts in his team's 8-1 win...named Rawlings Coastal Plain League Defensive Player-of-the-Year...#8 Coastal Plain League prospect by **Baseball America**.

2007 (Freshman)

Had an 0-1 record and 4.85 ERA in 13 relief appearances (13.0 innings pitched)...allowed 21 hits (.368 opponents' batting average) and five walks with 13 strikeouts...did not allow a steal...had five strikeouts against only one walk in five ACC regular-season appearances...only allowed one of eight inherited baserunners to score...pitched a scoreless inning

in relief with a strikeout against #4 South Carolina on Mar. 3...pitched 1.2 scoreless innings in relief with three strikeouts against Georgia on Apr. 4...pitched 0.2 perfect innings in relief at #2 Florida State on May 11...retired both batters he faced in relief at #10 Coastal Carolina in the Myrtle Beach Regional on Jun. 4...played for Thomasville in the Coastal Plain League in the summer, where he had a 3-2 record and 3.35 ERA in nine appearances (six starts); in 40.1 innings pitched, he allowed 32 hits (.216 opponents' batting average) and 16 walks with 27 strikeouts; the HiToms captured the league title; he was named Rawlings Coastal Plain League Defensive Player-of-the-Pettit Cup Tournament, as he pitched a shutout against #1 Fayetteville to avoid elimination in the HiToms' 16-0 win; he allowed six hits and no walks with nine strikeouts.

Before Clemson

All-state pick as a senior at Gaffney Senior High School...#8 prospect in South Carolina by **Baseball America**...was 17-6 with five saves and 204 strikeouts against only 23 walks in his last two years of high school...team's Most Valuable Pitcher as a junior...all-region pick as a junior...in his combined high school and Legion seasons in 2005, he was 14-4 with 14 complete games in 152.0 innings pitched, and he had 152 strikeouts and a 1.48 ERA along with hitting .343 at the plate...lettered four times in baseball at Gaffney Senior High, where he was coached by Tom Owens.

Personal

Two-time member of the ACC Academic Honor Roll...majoring in management...pronounced suh-RAT...born Justin Elliott Sarratt on Dec. 22, 1987 in Spartanburg, SC.

Sarratt's Career Highs

Total IP	5.0	N.C. State	5-22-08
Scoreless IP	2.0	many (4)	-----
Hits	9	South Carolina	4-16-08
Runs	5	many (2)	-----
Earned Runs	5	South Carolina	4-16-08
Walks	2	Elon	4-24-07
Strikeouts	4	Wofford	3-5-08

Sarratt's Career Stats

Overall																				
Year	ERA	W-L	APP	GS	CG	SHO/CBO	SV	IP	H	R	ER	BB	SO	AB	O/BA	WP	HBP	BK	PO	A
2007	4.85	0-1	13	0	0	0/0	0	13.0	21	14	7	5	13	57	.368	1	1	1	1	3
2008	4.34	2-2	27	2	0	0/1	0	45.2	60	25	22	6	26	180	.333	1	2	1	3	7
Totals	4.45	2-3	40	2	0	0/1	0	58.2	81	39	29	11	39	237	.342	2	3	2	4	10

ACC Regular Season																				
Year	ERA	W-L	APP	GS	CG	SHO/CBO	SV	IP	H	R	ER	BB	SO	AB	O/BA	WP	HBP	BK	PO	A
2007	5.40	0-0	5	0	0	0/0	0	5.0	9	6	3	1	5	23	.391	1	0	1	0	2
2008	5.19	0-1	13	0	0	0/0	0	17.1	23	12	10	2	9	65	.354	0	0	0	2	4
Totals	5.24	0-1	18	0	0	0/0	0	22.1	32	18	13	3	14	88	.364	1	0	1	2	6



31 Jeff Schaus

OF • L-R • 6-1 • 190 • So. • 1VL
Naples, FL • Barron Collier HS
Construction Science & Management

Sophomore outfielder who was one of Clemson's best hitters during the second half of the 2008 season...line-drive hitter who puts the ball in play and sprays the ball to all fields...#2 batter in the lineup during the second half of the 2008 season.

2008 (Freshman)

Hit .315 with 41 runs, 13 doubles, one triple, three homers, 31 RBIs, a .415 on-base percentage, and four stolen bases in 59 games (58 starts, including 52 in left field and six as the DH)...one of only three Tigers to play all 59 games...hit his three home runs in the last seven games after hitting none in the first 52 games...led the team walks (33) and on-base percentage, as he had more walks than strikeouts (28) along with five hit-by-pitches...hit a team-best .360 with nine doubles, 12 RBIs, a team-best .462 on-base percentage,

and four steals in ACC regular-season games; his batting average and on-base percentage were also the highest marks by an ACC freshman...had a team-high four outfield assists...hit a team-best .371 in 23 games on opponents' home fields...his batting average rose from .252 in mid-April to his final batting average of .315 after going 36-for-90 (.400) in the last 22 games...had 17 multi-hit games...

Schaus' Career Highs

Runs	3	many (2)	-----
Hits	5	Georgia Tech	5-11-08
Doubles	2	Maryland	3-29-08
Home Runs	1	many (3)	-----
RBIs	4	Georgia Tech	5-11-08
Walks	3	Wake Forest	3-8-08
Steals	1	many (4)	-----

hit a team-best .361 with runners on base...hit .374 in 26 games batting in the #2 spot in the lineup...was 17-for-35 (.486) after the seventh inning...had 13 RBIs in the last eight games, including 11 RBIs in the last five regular-season

games...had a 12-game hitting streak from April to May, including a streak of seven consecutive games with at least two hits in April and a 10-game streak of scoring at least one run from April to May...went 3-for-4 with a triple and three RBIs against Wofford on Mar. 5...went 1-for-3 with a double, two walks, and three runs in the second game of a doubleheader at Wake Forest on Mar. 9...went 2-for-3 with two walks against North Carolina-Greensboro on Mar. 11...went 3-for-4 with a double an RBI against Boston College on Mar. 15...hit two doubles at Maryland on Mar. 29...went 2-for-5 with a double, two runs, and a stolen base at Maryland on Mar. 30; he was 5-for-12 (.417) with three doubles in the series...went 3-for-4 with a hit-by-pitch and stolen base at Duke on Apr. 18...went 3-for-5 at Duke on Apr. 20; he was 8-for-13 (.615) in the series...went 3-for-5 with a double and two RBIs at Western Carolina on Apr. 22...went 3-for-5 with a double and two runs against Presbyterian at Greenville, SC on Apr. 23...went 2-for-4 with three runs, a walk, and stolen base against Virginia Tech on Apr. 25...went 2-for-3 with two runs and a walk against Virginia Tech on Apr. 26; he went 5-for-11 (.455) with six runs and three walks in the series...went 2-for-5 with a double, two runs, and one RBI against Furman at Greenville, SC (Fluor Field) on May 7...went 5-for-6 with a double, two runs, and four

RBIs at #25 Georgia Tech on May 11...hit a two-run homer, his first career long ball, against College of Charleston on May 13...went 2-for-5 with two runs and a key three-run homer in the eighth inning at Central Florida on May 16...hit a two-run homer and scored two runs against #24 Georgia Tech in the ACC Tournament on May 24...#42 freshman in the nation in the preseason by **Baseball America**...played for Cotuit in the Cape Cod League in the summer, where he hit .257 with three doubles, two homers, and 11 RBIs in 33 games.

Before Clemson

Standout at Barron Collier High School, the same school that sent Andy D'Alessio (2004-07) to Clemson...FACA All-Star...#47 prospect in the nation by **Perfect Game** and #68 prospect by **Baseball America**...#8 prospect in Florida by **Perfect Game**...drafted in the 35th round (#1066 overall pick) by the Texas Rangers...World Wood Bat Tournament MVP in 2006...honorable mention all-state pick as a junior...first-team all-county and all-area as a sophomore and junior...hit a team-high .402 with 12 steals as a junior...hit a team-high .410 as a sophomore...lettered three times in baseball at Barron Collier High, where he was coached by Ted Parsons.

Personal

His sister Kristen was a standout softball pitcher at Princeton from 2005-08; she struck out a school-record 833 batters in her career after earning Ivy League Rookie-of-the-Year honors in 2005 and all-conference honors multiple times...member of the ACC Academic Honor Roll in 2007-08...majoring in construction science & management...born Jeffrey Michael Schaus on Apr. 7, 1989 in La Jolla, CA.


Schaus' Career Stats

Overall																							
Year	Avg	GP-GS	AB	R	H	2B	3B	HR	RBI	TB	Slg%	BB	HP	SO	GDP	OB%	SF	SH	SB	PO	A	E	Fld%
2008	.315	59-58	213	41	67	13	1	3	31	91	.427	33	5	28	6	.415	2	1	4-7	78	4	3	.965
ACC Regular Season																							
Year	Avg	GP-GS	AB	R	H	2B	3B	HR	RBI	TB	Slg%	BB	HP	SO	GDP	OB%	SF	SH	SB	PO	A	E	Fld%
2008	.360	30-30	111	24	40	9	0	0	12	49	.441	18	3	15	3	.462	0	0	4-6	40	2	1	.977



15 | Graham Stoneburner

RHP • R-R • 6-0 • 185 • *So. • 1VL
Richmond, VA • Mills E. Godwin HS
Management



Talented sophomore righthander who pitches beyond his years...suffered a knee injury prior to the 2007 season that forced him to red-shirt...throws a hard fastball...will compete for a starting spot in the weekend rotation in 2009...#58 college prospect in the nation in the preseason by **Baseball America**.

2008 (Red-Shirt Freshman)

All-ACC Academic team member...had a 6-5 record and 5.55 ERA in 16 appearances (14 starts)...in 71.1 innings pitched, he allowed 78 hits (.281 opponents' batting average) and 21 walks with 52 strikeouts...tied for the team lead in wins and starts on the mound...allowed only five stolen bases in 10 attempts and one wild pitch...

Stoneburner's Career Highs

Total IP	9.0	N.C. State	3-23-08
Scoreless IP	9.0	N.C. State	3-23-08
Hits	10	North Carolina	4-12-08
Runs	8	Duke	4-19-08
Earned Runs	7	many (2)	-----
Walks	4	Florida State	5-4-08
Strikeouts	8	Boston College	3-16-08

in 39.2 innings pitched over seven starts at home, he had a 5-2 record and allowed only 33 hits (.226 opponents' batting average), 10 earned runs (team-best 2.27 ERA), and 10 walks with 26 strikeouts...pitched one of only four shutouts by an ACC hurler and one of only two in ACC regular-season games...tied for fourth in the ACC in complete games (1)...had a 3-0 record and 2.75 ERA in 19.2 innings pitched in non-

ACC regular-season games...held the leadoff batter of an inning to a .227 batting average...in his first career appearance, he pitched 5.0 innings in a starting role, allowing three hits, no runs, and one walk with three strikeouts to

the preseason by **Baseball America**...played for Hyannis in the Cape Cod League in the summer, where he was 2-2 with a 2.93 ERA in 30.2 innings pitched over seven starts; he allowed 12 walks and one homer with 30 strikeouts.

2007 (Freshman)

Suffered a torn ACL in January and was lost for the season...rated as the #38 freshman in the nation in the preseason by **Baseball America**.

Before Clemson

Lettered at Mills E. Godwin High School...#71 prospect in the nation by **Baseball America** and #128 prospect by **Perfect Game**...#6 prospect in Virginia by **Perfect Game**...first-team all-metro and second-team all-district pick as a junior...was 5-0 with an 0.21 ERA and 74 strikeouts in 43.0 innings pitched along with hitting .313 with three homers and 25 RBIs as a junior...member of the East Coast Professional Showcase...lettered four times in baseball and once in track at Mills E. Godwin High, where he was coached by John Marano.

Personal

Two-time member of the ACC Academic Honor Roll...his brother Davis was a shortstop at James Madison (2004-07) and was drafted by the Texas Rangers in the ninth round in 2007...majoring in management...born Graham Chappell Stoneburner on Sept. 29, 1987 in Richmond, VA.

Stoneburner's Career Stats

Overall																						
Year	ERA	W-L	APP	GS	CG	SHO/CBO	SV	IP	H	R	ER	BB	SO	AB	O/BA	WP	HBP	BK	PO	A	E	Fld%
2008	5.55	6-5	16	14	1	1/0	0	71.1	78	53	44	21	52	278	.281	1	10	0	6	14	1	.952
ACC Regular Season																						
Year	ERA	W-L	APP	GS	CG	SHO/CBO	SV	IP	H	R	ER	BB	SO	AB	O/BA	WP	HBP	BK	PO	A	E	Fld%
2008	5.65	3-4	10	9	1	1/0	0	51.0	55	41	32	15	39	201	.274	0	8	0	4	9	1	.929

22 | Matt Vaughn

RHP • R-R • 6-3 • 215 • Sr. • 3VL
 Summerville, SC • Summerville HS
 Management

Two-time team captain (2008,09)...has excellent leadership skills...has a 5-3 record, 3.98 ERA, and 12 saves in 59 appearances (three starts) in his career...in 92.2 innings pitched, he has allowed 103 hits (.277 opponents' batting average) and 33 walks with 95 strikeouts...his 12 career saves are tied for 10th-most in school history.

2008 (Junior)

Team co-captain...won the Tiger Baseball Award, given to the team's best leader...had a 1-2 record, a team-best 3.15 ERA, and 11 saves in 30 appearances (one start)...in 40.0 innings pitched, he allowed 40 hits (team-best .256 opponents' batting average) and 12 walks with 43 strikeouts...tied for 18th in the nation in saves...third in the ACC in saves and eighth in appearances...made 30 appearances and 29 relief appearances, both team-highs...his 30 appearances tied for sixth-most in school history and his 29 relief

appearances were sixth-most in school history...his 11 saves were third-most in school history...finished 25 games on the mound; no other Tiger finished more than six...had a 2.55 ERA and four saves in 13 relief appearances in ACC regular-season games...earned the save in the second game of a doubleheader against Mercer on Feb. 23...pitched 2.0 innings in relief, allowing two hits, no runs, and no walks with three strikeouts to earn the save at College of Charleston on Feb. 29...pitched a hitless and scoreless inning with two strikeouts to earn the save in the second game of a doubleheader at Wake Forest on Mar. 9...pitched 2.0 inning in relief, allowing no hits, no runs, and one walk with two strikeouts to earn the save against N.C. State on

Mar. 22...retired the only batter he faced with the tying run on third base and winning run on second base to earn the save at Maryland on Mar. 28...pitched 2.0 scoreless innings with no walks and two strikeouts to record the save at Duke on Apr. 18...pitched 3.0 innings in relief, allowing two hits, no runs, and no walks with five strikeouts at Duke on Apr. 20...pitched 2.0 innings in relief, allowing no earned runs with two strikeouts to earn the win against Virginia Tech on Apr. 26.

2007 (Sophomore)

All-ACC Academic team member...had a 4-0 record, 2.75 ERA, and one save in 16 appearances (one start)...in 39.1 innings pitched, he allowed 41

hits and 14 walks with 37 strikeouts...allowed just one homer...had a 3-0 record and 3.00 ERA in 18.0 innings pitched in ACC regular-season games...threw 52 groundball outs compared to just 23 flyball

outs...allowed just one earned run in 11.0 innings pitched (0.82 ERA) after the seventh inning...pitched 2.0 innings in relief, allowing one hit and no runs with three strikeouts to record his first career save in the second game of a doubleheader against Pacific on Feb. 24...pitched 3.1 innings in relief, allowing one hit, no runs, and no walks with six strikeouts against Memphis on Mar. 9...pitched 4.0 innings in relief, allowing two hits, no runs, and no walks with three strikeouts to earn his first career win against Duke on Mar. 18...pitched 5.0 innings in a starting role, allowing five hits, one earned run, and one walk with five strikeouts to earn the win against Gardner-Webb on Mar. 27...pitched 5.0 innings in relief, allowing seven hits and two runs to earn the win at Virginia Tech on Apr. 6...pitched

4.2 innings in relief, allowing two hits, no runs, and two walks with four strikeouts to earn the win in the second game of a doubleheader against Boston College on May 6...played for Keene in the New England Collegiate Baseball League in the summer, where he had a 2-4 record and 4.02 ERA in seven appearances (six starts); in 40.1 innings pitched, he allowed 39 hits and six walks with 32 strikeouts.

2006 (Freshman)

Had an 0-1 record and 10.12 ERA in 13 appearances (one start)...in 13.1 innings pitched, he allowed 22 hits and seven walks with 15 strikeouts...pitched 2.0 scoreless innings in relief at College of Charleston on Mar. 3; he allowed no hits and no walks with three strikeouts...pitched 2.0 perfect innings in relief with three strikeouts against Elon on Mar. 22.

Before Clemson

All-state pick and member of the state championship team as a sophomore at Summerville High School...lettered four times in baseball and four times in football at Summerville High, where he was coached by Burt Bazzle...standout quarterback under legendary Head Coach John McKissick, the nation's winningest high school coach...one of the top-50 quarterbacks in the nation according to PrepStar...as a senior, he starred alongside then-freshman A.J. Green, a current Georgia wideout.

Personal

Three-time member of the ACC Academic Honor Roll...his father Tim played football at South Carolina...majoring in management...born Matthew Harold Vaughn on Jun. 13, 1986 in Warner Robins, GA.

Vaughn's Career Highs

Total IP	5.0	many (2)	-----
Scoreless IP	4.2	Boston College	(2)5-6-07
Hits	7	Virginia Tech	4-6-07
Runs	6	many (2)	-----
Earned Runs	5	Western Carolina	4-4-06
Walks	3	Western Carolina	4-4-06
Strikeouts	6	Memphis	3-9-07

Vaughn's Career Stats

Overall																						
Year	ERA	W-L	APP	GS	CG	SHO/CBO	SV	IP	H	R	ER	BB	SO	AB	O/BA	WP	HBP	BK	PO	A	E	Fld%
2006	10.12	0-1	13	1	0	0/2	0	13.1	22	19	15	7	15	63	.349	2	2	1	0	1	0	1.000
2007	2.75	4-0	16	1	0	0/0	1	39.1	41	19	12	14	37	153	.268	1	1	1	2	3	2	.714
2008	3.15	1-2	30	1	0	0/1	11	40.0	40	19	14	12	43	156	.256	2	1	0	2	6	0	1.000
Totals	3.98	5-3	59	3	0	0/3	12	92.2	103	57	41	33	95	372	.277	5	4	2	4	10	2	.875

ACC Regular Season																						
Year	ERA	W-L	APP	GS	CG	SHO/CBO	SV	IP	H	R	ER	BB	SO	AB	O/BA	WP	HBP	BK	PO	A	E	Fld%
2006	13.50	0-0	5	0	0	0/1	0	2.2	7	4	4	0	3	14	.500	0	1	0	0	0	0	----
2007	3.00	3-0	7	0	0	0/0	0	18.0	25	12	6	5	14	78	.321	1	1	1	2	2	1	.800
2008	2.55	1-1	13	0	0	0/0	4	17.2	20	10	5	7	19	72	.278	1	0	0	1	3	0	1.000
Totals	3.52	4-1	25	0	0	0/1	4	38.1	52	26	15	12	36	164	.317	2	2	1	3	5	1	.889



37 | Adam Ward

C • R-R • 5-9 • 165 • *Gr. • 2VL

Hanahan, SC • Hanahan HS

Economics

Former walk-on catcher who has been a valuable backup for the past two seasons...very unselfish player who has done everything asked of him...one of the most respected players on the team...has played 13 games (one start) in his career; he is 3-for-8 (.375) with one RBI and one walk...had one of the highest batting averages during the fall... joins Stan Widmann as the only graduate students on the team...one of 11 Tigers on the 2009 team from the state of South Carolina.

Ward's Career Highs

Runs	0	-----	-----
Hits	1	many (3)	-----
Doubles	0	-----	-----
Home Runs	0	-----	-----
RBIs	1	Mercer	(1)2-23-08
Walks	1	College of Charleston	5-15-07
Steals	0	-----	-----

the season...was 3-for-6 as a pinch-hitter and led the team in pinch-hit hits...was 3-for-6 with runners on base and 2-for-3 with runners in scoring position... was 3-for-6 against righthanders...was 3-for-5 at home...lined a run-scoring single in his first career

official at-bat in the first game of a doubleheader against Mercer on Feb. 23...hit a pinch-hit single against Boston College on Mar. 16; it was his first career ACC game... hit a pinch-hit single against Furman on Mar. 20...made his first ca-

reer start at Duke on Apr. 19.

2008 (Red-Shirt Junior)

Was 3-for-8 (.375) with one RBI in 10 games (one start as the DH)...had six putouts without committing an error...had a hit in each of his first three at-bats of

2007 (Red-Shirt Sophomore)

Appeared in three games behind the plate off the bench and made one plate appearance; he drew

a walk against College of Charleston on May 15; also recorded his only putout of the season in that contest...saw action off the bench against George Mason on Feb. 16 and against Gardner-Webb on Mar. 27.

Before Clemson

All-region as a junior and senior at Hanahan High School...team captain as a senior...voted team MVP as a junior and senior...MVP of the 2003 Southern Prospect Showcase in North Charleston, SC... member of the Dixie Majors State Championship team in 2003, 2004, and 2005, including being named player-of-the-game in the 2005 title game... member of the 2005 Dixie Majors World Series Championship team...lettered four times in baseball at Hanahan High, where he was coached by Brian Mitchell.

Personal

Two-time member of the ACC Academic Honor Roll...graduated in May, 2008 with a degree in economics...born William Adam Ward on Jan. 12, 1986 in Hanahan, SC.



Ward's Career Stats

Overall																				
Year	Avg	GP-GS	AB	R	H	2B	3B	HR	RBI	TB	Slg%	BB	HP	SO	GDP	OB%	SF	SH	SB	PO
2007	-----	3-0	0	0	0	0	0	0	0	0	-----	1	0	0	0	1.000	0	0	0-0	1
2008	.375	10-1	8	0	3	0	0	0	1	3	.375	0	0	1	1	.375	0	0	0-0	6
Totals	.375	13-1	8	0	3	0	0	0	1	3	.375	1	0	1	1	.444	0	0	0-0	7

ACC Regular Season																				
Year	Avg	GP-GS	AB	R	H	2B	3B	HR	RBI	TB	Slg%	BB	HP	SO	GDP	OB%	SF	SH	SB	PO
2008	.250	4-1	4	0	1	0	0	0	0	1	.250	0	0	1	0	.250	0	0	0-0	1



6 | Stan Widmann

INF • R-R • 5-11 • 180 • *Gr. • 4VL

Hurst, TX • L.D. Bell HS

Sport Management



Stepped in to be the everyday starter at shortstop in both of his first two seasons at Clemson, but he suffered a serious season-ending neck injury after playing in the first six games of 2007; he returned at full strength in 2008...a career .284 hitter in 193 games (191 starts)...has 199 hits, 30 doubles, five triples, eight homers, 90 RBIs, 12 sacrifice flies, and 11 sacrifice bunts along with 39 steals in 42 attempts...has earned four letters in his career and can become the first Tiger baseball player in history to earn five letters.

2008 (Red-Shirt Junior)

Team co-captain...hit .238 with 30 runs, 10 doubles, one triple, two homers, 29 RBIs, and 14 steals in 16 attempts in 54 games (52 starts, all at shortstop)...led the team in steals and sacrifice flies (6)...was caught stealing in his first two stolen-base attempts, but stole 14 bases in his last 14 attempts...went 2-for-5 with the game-winning, run-scoring single with two outs in the ninth inning in the second game of a doubleheader at Wake Forest on Mar. 9...hit a two-out, two-run single with two outs in the ninth inning to tie the score against North Carolina-Greensboro on Mar. 12; Clemson scored the winning run on an error on the play...hit a pinch-hit, go-ahead sacrifice fly in the eighth inning at Maryland on Mar. 30; it was his first career appearance off the bench...hit two homers with five RBIs against College of Charleston on May 13.

2007 (Junior)

Drafted in the 39th round (#1187 overall pick) by the Oakland Athletics...hit .409 with five runs, a

double, triple, homer, six RBIs, a .458 on-base percentage, and three steals in six games (all starts at shortstop)...suffered a season-ending neck injury in late February and had surgery at the Mayo Clinic in Minnesota on March 27...did not commit an error in 25 chances in the field.

2006 (Sophomore)

Hit .307 with a .373 on-base percentage in 67 games (all starts at shortstop)...had 12 doubles, two triples, a homer, and was 15-15 on steals; the 15 steals without being thrown out was the second-highest figure in school history...hit a team-best .387 in eight NCAA Tournament starts...named to the Clemson Regional All-Tournament team after going 6-for-13 (.462) with two doubles, a homer, and four RBIs in three games...went 3-for-5 with a triple and two runs against #25 N.C. State in the ACC Tournament on May 28...went 3-for-5 with two RBIs against Elon in the Clemson Regional

on Jun. 3...hit a go-ahead, two-run single with two outs in the eighth inning against #14 Oral Roberts in the Clemson Super Regional on Jun. 10...went 2-for-3 against #5 North Carolina in the College World Series on Jun. 18; he had two of the team's three hits...went 2-for-5 with a double and a steal against #2 Cal State Fullerton in the College World Series on Jun. 20...played for Falmouth in the Cape Cod League in the summer, where he hit .286 with five doubles, eight RBIs, and seven steals in 32 games.

2005 (Freshman)

Hit .289 with seven doubles, four homers, and 25 RBIs in 66 starts (all at shortstop)...had a team-high

five sacrifice flies and seven sacrifice bunts...had seven steals in eight attempts...committed just four errors and had a .973 fielding percentage in 30 ACC regular-season games...went 3-for-5 with two runs in the second game of a doubleheader at #6 Florida State on Apr. 3...went 2-for-4 with two runs and his first career homer against Duke on Apr. 10...went 2-for-4 with a homer, three RBIs, and three runs against #6 Georgia Tech on Apr. 29...hit a two-run homer against #8 Miami (FL) in the ACC Tournament on May 26...went 2-for-4 with the go-ahead two-run single in the seventh inning at #6 Baylor in the Waco Super Regional on Jun. 11...went 2-for-3 at #6 Baylor in the Waco Super Regional on Jun. 13; he was 4-for-9 (.444) in three games against the team from his nearby hometown...played for Eules in the Texas Collegiate League in the summer, where he hit .239 in 109 at-bats (32 games).

Before Clemson

Lettered four times in baseball at L.D. Bell High School, where he was coached by Paul Gibson...played in an All-America game in Albuquerque, NM after his senior season...all-state selection as a senior...chosen to play in the inaugural AFLAC All-American High School Baseball Classic in Fort Myers, FL prior to his senior season.

Personal

Graduated in December, 2008 with a degree in sport management...first Tiger from the state of Texas since 1993...pronounced WIHD-mihn...born Stanley Ray Widmann on Aug. 25, 1985 in Fort Worth, TX.

Widmann's Career Highs

Runs	3	many (4)	-----
Hits	3	many (11)	-----
Doubles	1	many (30)	-----
Home Runs	2	College of Charleston	5-13-08
RBIs	5	College of Charleston	5-13-08
Walks	2	many (4)	-----
Steals	2	many (6)	-----

Widmann's Career Stats

Overall																							
Year	Avg	GP-GS	AB	R	H	2B	3B	HR	RBI	TB	Slg%	BB	HP	SO	GDP	OB%	SF	SH	SB	PO	A	E	Fld%
2005	.289	66-66	232	36	67	7	1	4	25	88	.379	17	1	54	10	.333	5	7	7-8	102	205	25	.925
2006	.307	67-67	241	39	74	12	2	1	30	93	.386	24	2	39	1	.373	1	2	15-15	98	186	23	.925
2007	.409	6-6	22	5	9	1	1	1	6	15	.682	2	0	1	0	.458	0	0	3-3	6	19	0	1.000
2008	.238	54-52	206	30	49	10	1	2	29	67	.325	16	4	42	4	.297	6	2	14-16	86	142	14	.942
Totals	.284	193-191	701	110	199	30	5	8	90	263	.375	59	7	136	15	.340	12	11	39-42	292	552	62	.932

ACC Regular Season																							
Year	Avg	GP-GS	AB	R	H	2B	3B	HR	RBI	TB	Slg%	BB	HP	SO	GDP	OB%	SF	SH	SB	PO	A	E	Fld%
2005	.257	30-30	109	20	28	3	0	3	12	40	.367	7	0	25	4	.294	3	4	2-2	46	92	4	.972
2006	.310	28-28	100	17	31	7	0	0	16	38	.380	9	2	15	0	.378	0	0	8-8	30	77	10	.915
2008	.200	27-26	105	12	21	7	0	0	8	28	.267	11	3	30	2	.289	2	0	7-7	50	77	7	.948
Totals	.255	85-84	314	49	80	17	0	3	36	106	.338	27	5	70	6	.319	5	4	17-17	126	246	21	.947



43 | Kyle Deese

RHP • R-R • 6-0 • 190 • *Fr. • RS

Inman, SC • Chapman HS

Community Recreation, Sport, & Camp Management

Red-shirt freshman righthander who has the potential to provide innings out of the bullpen...won the Omaha Four-Lapper and shuttle run in the Omaha Challenge during the fall of 2008.

2008 (Freshman)

Red-shirted...played for Wilmington in the Coastal Plain League in the summer, where he had a 2.20 ERA and .148 opponents batting average in 16.1 innings pitched over 14 relief appearances; he had one save, 16 strikeouts, and did not allow a home run.

Before Clemson

An all-state selection during his senior season and all-region pick as a junior and senior at Chapman High School...lettered three times in baseball at Chapman High, where he was coached by Kevin Carr.

Personal

Majoring in community recreation, sport, & camp management...born Patrick Kyle Deese on Oct. 31, 1988 in Spartanburg, SC.



42 | Josh Thrailkill

RHP • R-R • 6-3 • 190 • *So. • 1VL

Arden, NC • T.C. Roberson HS

Management

Slated to be a weekday starter and long reliever as a first-year freshman in 2007, but he suffered several injuries that forced him out of action...suffered another injury in 2008 and red-shirted.

2008 (Sophomore)

Red-shirted...suffered another hip injury and was lost for the season...#27 freshman in the nation in the pre-season by **Baseball America**.

2007 (Freshman)

Had a 9.00 ERA in three appearances (one start)...in 5.0 innings pitched, he allowed nine hits (.409 opponents' batting average) and no walks with five strikeouts...Clemson won all three games he appeared in...held lefthanded bat-

ters to 1-for-5 (.200)...held the leadoff batter in an inning to 1-for-6 (.167)...made his first career start and appearance against High Point on Feb. 21...pitched a perfect inning in relief with a strikeout against Gardner-Webb on Mar. 27; it was his first outing in over a month after suffering a leg injury...

pitched 2.0 innings in relief against Georgia on Apr. 4...rated as the #18 freshman in the nation in the preseason by **Baseball America**.

Before Clemson

AFLAC All-American at T.C. Roberson High

School...member of the USA Junior National Team in 2005, where he was 2-0 with an 0.59 ERA...#20 prospect in the nation by **Baseball America**...drafted in the 34th round (#1027 overall pick) by the



Philadelphia Phillies in 2006...was 7-1 with a 1.26 ERA, 65 strikeouts, and two no-hitters in 50.0 innings pitched as a junior...lettered four times in baseball at T.C. Roberson High, where he was coached by Tom Smith.

Personal

Member of the ACC Academic Honor Roll in 2007-08...majoring in management...born Joshua Clay Thrailkill on Dec. 25, 1987 in Fort Lauderdale, FL.

Thrailkill's Career Highs

Total IP	2.0	many (2)	-----
Scoreless IP	1.0	Gardner-Webb	3-27-07
Hits	5	Georgia	4-4-07
Runs	3	Georgia	4-4-07
Earned Runs	3	Georgia	4-4-07
Walks	0	-----	-----
Strikeouts	2	many (2)	-----

Thrailkill's Career Stats

	Overall																					
Year	ERA	W-L	APP	GS	CG	SHO/CBO	SV	IP	H	R	ER	BB	SO	AB	O/BA	WP	HBP	BK	PO	A	E	Fld%
2007	9.00	0-0	3	1	0	0/0	0	5.0	9	5	5	0	5	22	.409	0	0	0	0	0	2	.000



19 | Kevin Brady

RHP • L-R • 6-2 • 205 • Fr. • HS
Gaithersburg, MD • Gaithersburg HS
Elementary Education

Talented freshman righty who will compete for innings in 2009.

BEFORE CLEMSON: Drafted in the 44th round (#1316 overall pick) by the Baltimore Orioles in 2008...All-League member and #3 prospect in the Cal Ripken, Sr. Collegiate Baseball League...all-state selection...had a 19-2 record, 1.05 ERA, and 249 strikeouts in 140.2 innings pitched in his career...appeared in *Sports Illustrated's* "Faces in the Crowd"...Rawlings Player-of-the-Year in Maryland as a senior...had a 7-0 record, 0.29 ERA, and 98 strikeouts against only eight walks in 48.1 innings pitched as a senior...#1 prospect in Maryland by *Perfect Game*...*Washington Post* Player-of-the-Year and First-Team All-Metro as a junior...had a 9-0 record, 0.84 ERA, and 112 strikeouts as a junior...hit .429 with an .825 slugging percentage and .565 on-base percentage as a junior...East Coast Pro Showcase selection...lettered three times in baseball and once in swimming at Gaithersburg High, where he was coached by Jason Woodward.

PERSONAL: Majoring in elementary education...born Kevin Michael Brady on Sept. 7, 1990 in Gaithersburg, MD.



44 | Tomas Cruz

RHP • R-R • 5-8 • 190 • Jr. • JC
Amarillo, TX • Seward County (KS) CC
Preprofessional Health Studies

Junior college transfer who will compete for innings out of the bullpen.

BEFORE CLEMSON: Second-team All-American and conference division player-of-the-year at Seward County (KS) Community College in 2008...first-team all-region and first-team all-conference in 2008...coached by Galen McSpadden at Seward County Community College...lettered three times in baseball at Amarillo High School, where he was coached by Gary Hix.

PERSONAL: Majoring in preprofessional health studies...pronounced TAH-muhs...born Tomas Marc Cruz on Mar. 4, 1988 in Amarillo, TX.



28 | Chris Dwyer

LHP • R-L • 6-2 • 200 • Fr. • HS
Swampscott, MA • Salisbury (CT) School
Communication Studies

Joins Scott Weismann as one of two freshman from Massachusetts.

BEFORE CLEMSON: Drafted in the 36th round (#1100 overall pick) by the New York Yankees in 2008...Area Code Games, East Coast Pro Showcase, and Preseason Under Armour All-American All-Star...#3 prospect in Connecticut by *Perfect Game*...had a 7-0 record, 0.07 ERA, and 83 strikeouts, and allowed just 12 hits in 41.0 innings pitched as a junior at Salisbury (CT) School...had

a 24-1 career record...first-team All-New England quarterback who passed for over 5,100 yards and 58 touchdowns along with 21 rushing touchdowns...led his team to a 38-2 record in four years as a starting quarterback, as he earned all-conference honors all four years...*Boston Globe* Player-of-the-Year in football as a senior...lettered five times in baseball, four times in football, and once in basketball at Salisbury School, where he was coached by Mark Leavitt.

PERSONAL: His sister Lindsay played soccer at Williams...his sister Lexi played soccer at Trinity...majoring in communication studies...born Christopher Paul Dwyer on Apr. 10, 1988 in Boston, MA.



39 | Alex Frederick

RHP • R-R • 5-9 • 170 • So. • JC
Lagrangeville, NY • Dutchess CC
Economics

Junior college transfer who has three years of eligibility remaining.

BEFORE CLEMSON: Played at Dutchess Community College, where he was coached by Steve Greller...all-state, all-conference, and all-section along with earning section MVP honors at Our Lady of Lourdes High School...lettered three times at Our Lady of Lourdes High, where he was coached by Greller.

PERSONAL: His father David played baseball and football at Union...majoring in economics...born Alexander Peter Frederick on Apr. 23, 1988 in Lagrangeville, NY.



29 | David Haselden

RHP • R-R • 6-3 • 230 • Fr. • HS
Spartanburg, SC • Spartanburg HS
General Engineering

Freshman righty who will compete for innings out of the bullpen in 2009.

BEFORE CLEMSON: All-state and all-region at Spartanburg High School...#6 prospect in South Carolina by *Impact Baseball*...#2 righty prospect in South Carolina by *Diamond Prospect*...had a 1.43 ERA and 68 strikeouts in 44.0 innings pitched as a junior...lettered three times in baseball and once in swimming at Spartanburg High, where he was coached by Tom Myers.

PERSONAL: Majoring in general engineering...born David Alan Haselden on Oct. 31, 1989 in Spartanburg, SC.

Student Equipment Managers



Mark Smith
2nd Season
Jr. • Ruby, SC



Nate Johnson
2nd Season
So. • Essex Junction, VT



Jacob Turner
1st Season
Jr. • Seneca, SC



30 | Will Lamb

OF/LHP • L-L • 6-4 • 170 • Fr. • HS
Seaford, VA • York HS
Communication Studies

Tallest Tiger on the team...will compete for innings in the outfield in 2009.

BEFORE CLEMSON: First-team all-state outfielder as a senior at York High School...played in the Virginia East-West All-Star game...region player-of-the-year and first-team all-region selection as an outfielder and pitcher during his senior season...first-team all-state outfielder as a junior...first-team all-region outfielder and second-team all-region pitcher as a junior...batted .508 and had a 4-2 record along with a 1.60 ERA and 63 strikeouts in 48.0 innings pitched as a junior...batted .435 as a sophomore...team captain of his basketball team as a junior...lettered four times in baseball and once in basketball at York High, where he was coached by Bob Pearce.

PERSONAL: Majoring in communication studies...born William Bradley Lamb on Sept. 9, 1990 in Newport News, VA.



13 | Brad Miller

INF • L-R • 6-0 • 175 • Fr. • HS
Windermere, FL • Olympia HS
Undeclared

Talented freshman infielder who will compete for a starting infield spot in 2009.

BEFORE CLEMSON: Drafted in the 39th round (#1173 overall pick) by the Texas Rangers in 2008...#17 prospect in Florida by **Perfect Game**...first-team All-Central Florida as a junior...hit .420 with a .560 on-base percentage, six homers, and 31 RBIs as a junior...team MVP as a junior...hit .382 with a .500 on-base percentage, two homers, and 28 RBIs as a sophomore...lettered three times in baseball at Olympia High School, where he was coached by Randy O'Neal.

PERSONAL: His father Steve played baseball at Northern Iowa...major is undeclared...born Bradley Austin Miller on Oct. 18, 1989 in Orlando, FL.



51 | Joseph Moorefield

LHP • L-L • 6-1 • 200 • Fr. • HS
Woodruff, SC • James F. Byrnes HS
Sociology

Freshman lefty who will compete for innings out of the bullpen in 2009.

BEFORE CLEMSON: All-state pitcher at James F. Byrnes High School...played in the North-South All-Star game...#4 prospect in South Carolina by **Impact Baseball**...lettered five times in baseball...coached by Chris Carter.

PERSONAL: Majoring in sociology...born Joseph Harvey Moorefield on Oct. 25, 1989 in Spartanburg, SC.



20 | Richard Mounce

1B/RHP • R-R • 5-11 • 200 • Fr. • HS
Columbia, SC • Blythewood HS
Pre-Business

Freshman first-baseman and righthander who will provide power in the lineup...standout quarterback in high school.

BEFORE CLEMSON: Heralded baseball and football player at Blythewood High School...#6 prospect in South Carolina by **Diamond Prospect**...MVP of the state Legion tournament in 2007...first-team all-region selection as a junior...had a 6-2 record and 2.13 ERA with 62 strikeouts in 52.2 innings pitched as a junior...had a 4-4 record and 2.70 ERA with 79 strikeouts in 57.0 innings pitched as a sophomore...freshman-of-the-year by **High School Sports Report** at Ridge View High School...Shrine Bowl selection as a quarterback; he was his team's offensive game MVP...Mr. Football in South Carolina as a senior...South Carolina AAA Offensive Player-of-the-Year as a senior...first-team all-state and region player-of-the-year as a senior...completed 152-223 passes (68.2 percent) for 2,416 yards and 34 touchdowns against just two interceptions and rushed for 667 yards in 10 games as a senior...led his team to a 33-1 career record in football...teamed with current Tiger wide receiver Marquan Jones to post record-setting numbers...lettered four times in baseball and four times in football at Blythewood High, where he was coached by Barry Mizzell.

PERSONAL: Majoring in pre-business...born Billy Richard Mounce on Jan. 5, 1990 in Columbia, SC.



9 | Phil Pohl

C • R-R • 5-10 • 195 • Fr. • HS
Cooperstown, NY • Cooperstown Central HS
Undeclared

Freshman catcher who will compete for the starting job behind the plate in 2009.

BEFORE CLEMSON: Drafted in the 44th round (#1313 overall pick) by the Tampa Bay Rays in 2008...four-time member of the Center State All-Star team and four-time team MVP...Louisville Slugger and Gatorade Player-of-the-Year as a senior...#12 high school catcher prospect in the nation by **Perfect Game**...#3 prospect in New York by **Perfect Game**...State Class C Player-of-the-Year as a junior...hit .509 with five homers, 39 RBIs, and 41 steals as a junior...East Coast Pro Showcase and Area Code Games selection in 2007...lettered four times in baseball and two times in football at Cooperstown Central High School, where he was coached by Frank Miosek.

PERSONAL: Major is undeclared...born Philip Michael Pohl on Jul. 22, 1990 in Bakersfield, CA.





2 | Jason Stolz

INF • R-R • 6-2 • 195 • Fr. • HS
Marietta, GA • Kell HS
Undeclared



33 | Scott Weismann

RHP • R-R • 5-11 • 180 • Fr. • HS
Boxborough, MA • Acton-Boxborough Regional HS
Community Recreation, Sport, & Camp Management

Freshman infielder who will compete for a starting infield spot in 2009.


BEFORE CLEMSON: Drafted in the 31st round (#940 overall pick) by the Atlanta Braves in 2008...**Marietta Daily Journal** Player-of-the-Year as a senior... All-Cobb County and team MVP as a senior...Cobb County Dugout Club High School All-Star team member as a senior...#12 prospect in Georgia by **Perfect Game**...Connie Mack World Series All-Tournament pick in 2008...earned his high school's academic award...lettered three times in baseball at Kell High School, where he was coached by Donnie English.

PERSONAL: Major is undeclared...pronounced STOHLTS...born Jason Evan Stolz on Mar. 21, 1990 in Marietta, GA.

Joins Chris Dwyer as one of two freshman pitchers from Massachusetts... highly-rated righthander who will compete for innings in 2009.

BEFORE CLEMSON: Drafted in the 18th round (#553 overall pick) by the Detroit Tigers in 2008...#2 prospect in Massachusetts by **Perfect Game**...first-team Eastern Massachusetts as a junior...Area Code Games selection in 2007... lettered four times in baseball at Acton-Boxborough Regional High School, where he was coached by Pat Grucela.

PERSONAL: His brother Jason Carpenter played basketball at Framingham State...majoring in community recreation, sport, & camp management...born Scott Bryan Weismann on Feb. 8, 1990 in Stoneham, MA.



Kyle Parker was a First-Team All-ACC player in 2008 in what should have been his senior year of high school. If he had not graduated a semester early, he would have been a member of the Tigers' 2009 rookie class.

Omaha Challenge

How Badly Do You Want It?

2008 Fall Omaha Challenge

In the fall of 1998, Head Coach **Jack Leggett** conceived a competition to test his players and help them reach their strength goals. The contest was named "Omaha Challenge." Ten years later, it still serves as an intense form of evaluation to measure muscular endurance, mental toughness, and develop team unity using a variety of resistance, agility, and conditioning tests.

Before the 2009 season, the fielders competed against each other, as did the pitchers. The fielders performed the bench press (135 pounds), pullups, towel hang, shuttle run, "Omaha Four-Lapper" (2.2 miles), and agility course. The pitchers performed in the same events as the fielders, except the pitchers did a dumbbell bench press (55 pounds). Each team also competed in the Rosenblatt Relay, where each team member ran a different distance.

Junior **Ben Paulsen** captured the fielders' competition with 554 points. Junior **Justin Sarratt** won the pitchers' event, totaling 543 points.

Team Freeman, led by Mike Freeman, won the team competition. Members of the team are (standing (L-R)) Josh Thrailkill, Jeff Schaus, David Haselden, Tomas Cruz, John Nester, and Jason Stolz along with (kneeling) Wilson Boyd and Freeman.

Ben Paulsen won the individual competition among the fielders.

Justin Sarratt won the individual competition among the pitchers.

Tomas Cruz tied for the lead among pitchers with 34 dumbbell bench press lifts.

Kyle Deese won the Omaha Four-Lapper among pitchers with a time of 13:32.

Addison Johnson won the agility course among fielders with a time of 2:09.

Fielders

Rk	Player	Points
1.	Ben Paulsen	554
2.	Phil Pohl	537
3.	Chris Epps	534
4.	Mike Freeman	523
5.	John Hinson	516
6.	John Nester	513
7.	Richard Mounce	506
8.	Wilson Boyd	499
9.	Jason Stolz	482

Pitchers

Rk	Player	Points
1.	Justin Sarratt	543
2.	Tomas Cruz	533
3.	Casey Harman	522
4.	Chris Dwyer	499
5.	Graham Stoneburner	498
6.	Joseph Moorefield	482
7.	Craig Gullickson	469
8.	Kyle Deese	464
9.	Alex Frederick	458

Bench Press

Phil Pohl	35
-----------	----

Dumbbell Bench Press

Tomas Cruz, Chris Dwyer	34
-------------------------	----

Pullups

Jack Leggett	23
--------------	----

Pullups

Tomas Cruz, Justin Sarratt	16
----------------------------	----

Towel Hang

Chris Epps	1:58
------------	------

Towel Hang

Joseph Moorefield	2:20
-------------------	------

Shuttle Run

Will Lamb	1:27
-----------	------

Shuttle Run

Kyle Deese	1:28
------------	------

Omaha Four-Lapper

Will Lamb	13:32
-----------	-------

Omaha Four-Lapper

Kyle Deese	13:32
------------	-------

Agility Course

Addison Johnson	2:09
-----------------	------


Agility Course

Casey Harman	2:09
--------------	------

Team Standings

Rk	Team	Points
1.	Freeman	3612
2.	Paulsen	3542
3.	Sarratt	3518
4.	Johnson	3397

2009 Opponents



Boston College

March 27,28,29 at Chestnut Hill, MA

General Information

Location:.....Chestnut Hill, MA
Enrollment:.....14,500
President:.....Rev. William P. Leahy, S.J.
Athletic Director:.....Gene DeFilippo
Nickname:.....Eagles
Colors:.....Maroon & Gold
Conference:.....Atlantic Coast
First Year of Baseball:.....1946

Stadium Information

Home Field (Capacity):.....Eddie Pellagrini Diamond (1,000)
Dimensions:.....LL-330, LC-370, C-400, RC-365, RL-320
Press Box Phone:.....(617) 552-0530

Coaching Information

Head Coach:.....Mik Aoki (Davidson '90)
Record at Boston College (Seasons):.....50-54-1 (2)
Career Record (Seasons):.....137-194 (7)
Assistant Coaches:.....Joe Hastings (East Carolina '01)
.....Steve Englert (Boston College '87)
.....Jesse Woods (Western New England '04)

Team Information

2008 Record (Rank):.....26-27 (NR)
2008 ACC Record (Finish):.....9-21 (T-5th (Atlantic))
Lettermen Returning/Lost:.....27/11
Position Starters Returning/Lost:.....8/1
Pitchers Returning/Lost:.....9/6
Series Record:.....Clemson leads 5-4

SID Information

Baseball Contact:.....Matt Lynch
SID Office Phone:.....(617) 552-2193
SID Email:.....lynchfz@bc.edu
Athletic Website:.....BCEagles.com

Coastal Carolina

April 21 at Clemson, SC

General Information

Location:.....Conway, SC
Enrollment:.....8,300
President:.....David A. DeCenzo
Athletic Director:.....Warren Koegel
Nickname:.....Chanticleers
Colors:.....Teal, Bronze, & Black
Conference:.....Big South
First Year of Baseball:.....1975

Stadium Information

Home Field (Capacity):.....Charles Watson Stadium (2,000)
Dimensions:.....LL-320, LC-360, C-390, RC-360, RL-325
Press Box Phone:.....(843) 421-8244

Coaching Information

Head Coach:.....Gary Gilmore (Coastal Carolina '80)
Record at Coastal Carolina (Seasons):.....507-277 (13)
Career Record (Seasons):.....760-379 (19)
Assistant Coaches:.....Kevin Schnall (Coastal Carolina '01)
.....Brendan Dougherty (Coastal Carolina '98)
.....Drew Thomas (Illinois State '98)

Team Information

2008 Record (Rank):.....50-14 (#16 BA, #16 CB, #16 SW)
2008 BSC Record (Finish):.....17-3 (1st)
Lettermen Returning/Lost:.....16/8
Position Starters Returning/Lost:.....6/3
Pitchers Returning/Lost:.....9/4
Series Record:.....Clemson leads 37-6

SID Information

Baseball Contact:.....Kent Reichert
SID Office Phone:.....(843) 349-2840
SID Email:.....kreicher@coastal.edu
Athletic Website:.....GoCCUSports.com

College of Charleston

May 12 at Clemson, SC

General Information

Location:.....Charleston, SC
Enrollment:.....11,316
President:.....Dr. George Benson
Athletic Director:.....Joe Hull
Nickname:.....Cougars
Colors:.....Maroon & White
Conference:.....Southern
First Year of Baseball:.....1899

Stadium Information

Home Field (Capacity):.....Patriots Point Stadium (2,000)
Dimensions:.....LL-300, LC-375, C-400, RC-375, RL-330
Press Box Phone:.....(843) 953-9141

Coaching Information

Head Coach:.....Monte Lee (College of Charleston '00)
Record at College of Charleston (Seasons):.....0-0 (0)
Career Record (Seasons):.....0-0 (0)
Assistant Coaches:.....Dan Roszel (North Florida '00)
.....Chris Morris (College of Charleston '05)
.....Brent Walsh

Team Information

2008 Record (Rank):.....39-20 (NR)
2008 SoCon Record (Finish):.....18-9 (2nd)
Lettermen Returning/Lost:.....16/13
Position Starters Returning/Lost:.....4/5
Pitchers Returning/Lost:.....2/5
Series Record:.....Clemson leads 20-0

SID Information

Baseball Contact:.....Tony Ciuffo
SID Office Phone:.....(843) 953-5465
SID Email:.....ciuffo@cofc.edu
Athletic Website:.....CofCSports.com

Charlotte

February 20,21,22 at Clemson, SC

General Information

Location:.....Charlotte, NC
Enrollment:.....22,388
Chancellor:.....Dr. Philip Dubois
Athletic Director:.....Judy Rose
Nickname:.....49ers
Colors:.....Green & White
Conference:.....Atlantic 10
First Year of Baseball:.....1979

Stadium Information

Home Field (Capacity):.....Robert & Mariam Hayes Stadium (3,000)
Dimensions:.....LL-335, LC-370, C-390, RC-370, RL-335
Press Box Phone:.....(704) 687-5959

Coaching Information

Head Coach:.....Loren Hibbs (Wichita State '84)
Record at Charlotte (Seasons):.....495-401-3 (16)
Career Record (Seasons):.....495-401-3 (16)
Assistant Coaches:.....Brandon Hall (UNC Wilmington '99)
.....Bo Durkac (Virginia Tech '95)
.....Brett Hall (Tennessee-Martin '05)

Team Information

2008 Record (Rank):.....43-16 (NR)
2008 A-10 Record (Finish):.....19-8 (1st)
Lettermen Returning/Lost:.....19/11
Position Starters Returning/Lost:.....6/3
Pitchers Returning/Lost:.....9/4
Series Record:.....Clemson leads 8-2

SID Information

Baseball Contact:.....Ryan Rose
SID Office Phone:.....(704) 687-6312
SID Email:.....ryan.rose@uncc.edu
Athletic Website:.....Charlotte49ers.com

Duke

April 3,4,5 at Clemson, SC

General Information

Location:.....Durham, NC
Enrollment:.....6,247
President:.....Richard H. Brodhead
Athletic Director:.....Kevin White
Nickname:.....Blue Devils
Colors:.....Royal Blue & White
Conference:.....Atlantic Coast
First Year of Baseball:.....1889

Stadium Information

Home Field (Capacity):.....Jack Coombs Field (2,000)
Dimensions:.....LL-330, LC-375, C-400, RC-375, RL-330
Press Box Phone:.....(919) 812-7141

Coaching Information

Head Coach:.....Sean McNally (Duke '94)
Record at Duke (Seasons):.....81-83-1 (3)
Career Record (Seasons):.....81-83-1 (3)
Assistant Coaches:.....Matthew Boggs (Georgia Tech '02)
.....Sean Snedeker (Texas A&M '90)
.....Jonathan Anderson (Duke '07)

Team Information

2008 Record (Rank):.....37-18-1 (NR)
2008 ACC Record (Finish):.....10-18-1 (5th (Coastal))
Lettermen Returning/Lost:.....21/7
Position Starters Returning/Lost:.....7/2
Pitchers Returning/Lost:.....12/4
Series Record:.....Clemson leads 115-61-2

SID Information

Baseball Contact:.....Chris Cook
SID Office Phone:.....(919) 684-8708
SID Email:.....cook@duaa.duke.edu
Athletic Website:.....GoDuke.com

Elon

March 24,25 at Clemson, SC

General Information

Location:.....Elon, NC
Enrollment:.....5,628
President:.....Dr. Leo Lambert
Athletic Director:.....Dave Blank
Nickname:.....Phoenix
Colors:.....Maroon & Gold
Conference:.....Southern
First Year of Baseball:.....1899

Stadium Information

Home Field (Capacity):.....Latham Park (2,000)
Dimensions:.....LL-317, LC-360, C-385, RC-380, RL-327
Press Box Phone:.....(336) 278-6788

Coaching Information

Head Coach:.....Mike Kennedy (Elon '91)
Record at Elon (Seasons):.....395-289-3 (12)
Career Record (Seasons):.....395-289-3 (12)
Assistant Coaches:.....Greg Starbuck (Winston-Salem State '91)
.....Robbie Huffstetler (Appalachian State '01)

Team Information

2008 Record (Rank):.....44-18 (NR)
2008 SoCon Record (Finish):.....19-8 (1st)
Lettermen Returning/Lost:.....22/8
Position Starters Returning/Lost:.....7/2
Pitchers Returning/Lost:.....9/3
Series Record:.....Clemson leads 8-5

SID Information

Baseball Contact:.....Chris Rash
SID Office Phone:.....(336) 278-6712
SID Email:.....crash@elon.edu
Athletic Website:.....ElonPhoenix.com

Florida State

March 20,21,22 at Tallahassee, FL

General Information

Location: Tallahassee, FL
Enrollment: 32,525
President: Dr. T.K. Wetherell
Athletic Director: Randy Smetman
Symbol: Seminoles
Colors: Garnet & Gold
Conference: Atlantic Coast
First Year of Baseball: 1948

Stadium Information

Home Field (Capacity): Dick Howser Stadium (6,700)
Dimensions: LL-340, LC-365, C-400, RC-360, RL-320
Press Box Phone: (850) 644-1553

Coaching Information

Head Coach: Mike Martin (Florida State '66)
Record at Florida State (Seasons): 1538-520-4 (29)
Career Record (Seasons): 1538-520-4 (29)
Assistant Coaches: Jamey Shouppe (Florida State '82)
Mike Martin, Jr. (Florida State '95)
Brian Hoop (Fresno State '04)

Team Information

2008 Record (Rank): 54-15 (#7 BA, #7 CB, #8 SW)
2008 ACC Record (Finish): 24-6 (1st (Atlantic))
Lettermen Returning/Lost: 18/10
Position Starters Returning/Lost: 5/4
Pitchers Returning/Lost: 8/5
Series Record: Florida State leads 61-49-1

SID Information

Baseball Contact: Jason Leturmy
SID Office Phone: (850) 644-5656
SID Email: jleturmy@fsu.edu
Athletic Website: Seminoles.com

Georgia Tech

April 24,25,26 at Clemson, SC

General Information

Location: Atlanta, GA
Enrollment: 19,393
Interim President: Dr. Gary Schuster
Athletic Director: Dan Radakovich
Nickname: Yellow Jackets
Colors: Old Gold & White
Conference: Atlantic Coast
First Year of Baseball: 1895

Stadium Information

Home Field (Capacity): Russ Chandler Stadium (4,157)
Dimensions: LL-328, LC-391, C-400, RC-353, RL-334
Press Box Phone: (404) 894-3167

Coaching Information

Head Coach: Danny Hall (Miami (OH) '77)
Record at Georgia Tech (Seasons): 652-294 (15)
Career Record (Seasons): 860-411 (21)
Assistant Coaches: Bryan Prince (Georgia Tech '05)
Tom Kinkelaar (Miami (OH) '77)
Matt White

Team Information

2008 Record (Rank): 41-21 (#24 CB, #24 SW)
2008 ACC Record (Finish): 16-14 (3rd (Coastal))
Lettermen Returning/Lost: 13/9
Position Starters Returning/Lost: 8/2
Pitchers Returning/Lost: 9/5
Series Record: Clemson leads 98-96-3

SID Information

Baseball Contact: Cheryl Watts
SID Office Phone: (404) 385-2959
SID Email: cwatts@athletics.gatech.edu
Athletic Website: RamblinWreck.com

Furman

April 7 at Clemson, SC • May 6 at Greenville, SC (Fluor Field)

General Information

Location: Greenville, SC
Enrollment: 2,630
President: Dr. David Shi
Athletic Director: Dr. Gary Clark
Nickname: Paladins
Colors: Purple & White
Conference: Southern
First Year of Baseball: 1896

Stadium Information

Home Field (Capacity): Latham Stadium (2,000)
Dimensions: LL-330, LC-350, C-393, RC-371, RL-330
Press Box Phone: (864) 294-3066

Coaching Information

Head Coach: Ron Smith (Furman '79)
Record at Furman (Seasons): 373-440 (15)
Career Record (Seasons): 373-440 (15)
Assistant Coaches: Britt Reames (The Citadel '96)
Jeff Whitfield (Lander '03)

Team Information

2008 Record (Rank): 33-24 (NR)
2008 SoCon Record (Finish): 17-10 (3rd)
Lettermen Returning/Lost: 21/11
Position Starters Returning/Lost: 7/2
Pitchers Returning/Lost: 9/5
Series Record: Clemson leads 134-57-4

SID Information

Baseball Contact: Hunter Reid
SID Office Phone: (864) 294-2061
SID Email: hunter.reid@furman.edu
Athletic Website: FurmanPaladins.com

Maryland

May 2,3,4 at Clemson, SC

General Information

Location: College Park, MD
Enrollment: 36,014
President: Dr. C.D. Mote, Jr.
Athletic Director: Deborah A. Yow
Nickname: Terrapins
Colors: Red, White, Black, & Gold
Conference: Atlantic Coast
First Year of Baseball: 1893

Stadium Information

Home Field (Capacity): Shipley Field (2,500)
Dimensions: LL-320, LC-350, C-380, RC-350, RL-325
Press Box Phone: (301) 314-0379

Coaching Information

Head Coach: Terry Rupp (Tampa '88)
Record at Maryland (Seasons): 200-244 (8)
Career Record (Seasons): 415-324 (13)
Assistant Coaches: Jim Farr (Penn State '78)
Blaine Brown (Saint Mary '02)

Team Information

2008 Record (Rank): 30-26 (NR)
2008 ACC Record (Finish): 9-21 (T-5th (Atlantic))
Lettermen Returning/Lost: 21/12
Position Starters Returning/Lost: 5/4
Pitchers Returning/Lost: 12/5
Series Record: Clemson leads 109-38

SID Information

Baseball Contact: Joey Flyntz
SID Office Phone: (301) 314-8093
SID Email: tflyntz@umd.edu
Athletic Website: UMTerps.com

Georgia

March 31 at Athens, GA • April 1 at Clemson, SC

General Information

Location: Athens, GA
Enrollment: 34,180
President: Dr. Michael F. Adams
Athletic Director: Damon Evans
Nickname: Bulldogs
Colors: Red & Black
Conference: Southeastern
First Year of Baseball: 1886

Stadium Information

Home Field (Capacity): Foley Field (3,291)
Dimensions: LL-350, LC-370, C-404, RC-365, RL-314
Press Box Phone: (706) 542-6161

Coaching Information

Head Coach: David Perno (Georgia '91)
Record at Georgia (Seasons): 251-184-1 (7)
Career Record (Seasons): 251-184-1 (7)
Assistant Coaches: Jason Eller (Georgia State '98)
Brady Wiederhold (Kennesaw State '94)
Justin Holmes (Georgia '05)

Team Information

2008 Record (Rank): 45-25-1 (#2 BA, #2 CB, #2 SW)
2008 SEC Record (Finish): 20-9-1 (1st (East))
Lettermen Returning/Lost: 18/8
Position Starters Returning/Lost: 6/3
Pitchers Returning/Lost: 13/6
Series Record: Georgia leads 116-96-2

SID Information

Baseball Contact: Ben Beaty
SID Office Phone: (706) 542-9344
SID Email: bbeaty@sports.uga.edu
Athletic Website: GeorgiaDogs.com

Miami (FL)

April 10,11,12 at Clemson, SC

General Information

Location: Coral Gables, FL
Enrollment: 15,449
President: Dr. Donna E. Shalala
Athletic Director: Kirby Hocutt
Nickname: Hurricanes
Colors: Orange, Green, & White
Conference: Atlantic Coast
First Year of Baseball: 1940

Stadium Information

Home Field (Capacity): Alex Rodriguez Park (3,000)
Dimensions: LL-330, LC-365, C-400, RC-365, RL-330
Press Box Phone: N/A

Coaching Information

Head Coach: Jim Morris (Elon '73)
Record at Miami (Seasons): 695-256-3 (15)
Career Record (Seasons): 1199-499-4 (27)
Assistant Coaches: J.D. Artega (Miami (FL) '02)
Joe Mercadante (Florida '03)
Ray Fuentes (Barry '02)

Team Information

2008 Record (Rank): 53-11 (#4 BA, #5 CB, #4 SW)
2008 ACC Record (Finish): 23-5 (1st (Coastal))
Lettermen Returning/Lost: 17/11
Position Starters Returning/Lost: 3/6
Pitchers Returning/Lost: 9/4
Series Record: Miami leads 27-22-1

SID Information

Baseball Contact: Rob Dunning
SID Office Phone: (305) 284-3230
SID Email: rdunning@miami.edu
Athletic Website: HurricaneSports.com

Michigan State

March 10 at Clemson, SC • March 11 at Greenville, SC

General Information

Location: East Lansing, MI
Enrollment: 46,045
President: Dr. Lou Anna K. Simon
Athletic Director: Mark Hollis
Nickname: Spartans
Colors: Green & White
Conference: Big Ten
First Year of Baseball: 1884

Stadium Information

Home Field (Capacity): McLane Stadium (2,500)
Dimensions: LL-305, LC-375, C-395, RC-375, RL-305
Press Box Phone: (517) 353-3009

Coaching Information

Head Coach: Jake Boss, Jr. (Alma '93)
Record at Michigan State (Seasons): 0-0 (0)
Career Record (Seasons): 25-34 (1)
Assistant Coaches: Bill Gernon (Indiana '93)
Mark Van Arneyde (Detroit '96)
Jake Boss, Sr. (Western Michigan '67)

Team Information

2008 Record (Rank): 24-29 (NR)
2008 BTC Record (Finish): 12-18 (8th)
Lettermen Returning/Lost: 19/14
Position Starters Returning/Lost: 5/4
Pitchers Returning/Lost: 11/7
Series Record: Michigan State leads 9-3-1

SID Information

Baseball Contact: Jeff Barnes
SID Office Phone: (517) 355-2271
SID Email: jbnarnes@ath.msu.edu
Athletic Website: MSUSpartans.com

North Carolina-Asheville

March 4 at Clemson, SC

General Information

Location: Asheville, NC
Enrollment: 3,500
Chancellor: Dr. Anne Ponder
Athletic Director: Janet Cone
Nickname: Bulldogs
Colors: Royal Blue & White
Conference: Big South
First Year of Baseball: 1985

Stadium Information

Home Field (Capacity): Greenwood Field (500)
Dimensions: LL-330, LC-370, C-390, RC-375, RL-335
Press Box Phone: (828) 545-1121

Coaching Information

Head Coach: Willie Stewart (UNC Asheville '2000)
Record at North Carolina-Asheville (Seasons): 85-150 (4)
Career Record (Seasons): 85-150 (4)
Assistant Coaches: Tim Perry (Newberry '97)
Tommy Smith (Western Carolina '76)
Elliott Arrington (UNC Asheville '08)

Team Information

2008 Record (Rank): 24-35 (NR)
2008 BSC Record (Finish): 6-15 (8th)
Lettermen Returning/Lost: 18/12
Position Starters Returning/Lost: 8/2
Pitchers Returning/Lost: 10/3
Series Record: Clemson leads 3-0

SID Information

Baseball Contact: Everett Hutto
SID Office Phone: (828) 251-6931
SID Email: ehutto@unca.edu
Athletic Website: UNCABulldogs.com

North Carolina

March 6,7,8 at Chapel Hill, NC

General Information

Location: Chapel Hill, NC
Enrollment: 28,000
Chancellor: Holden Thorp
Athletic Director: Dick Baddour
Nickname: Tar Heels
Colors: Carolina Blue & White
Conference: Atlantic Coast
First Year of Baseball: 1867

Stadium Information

Home Field (Capacity): Boshamer Stadium (4,100)
Dimensions: LL-330, LC-375, C-400, RC-355, RL-335
Press Box Phone: (919) 962-3509

Coaching Information

Head Coach: Mike Fox (North Carolina '78)
Record at North Carolina (Seasons): 452-190-1 (10)
Career Record (Seasons): 992-331-5 (25)
Assistant Coaches: Scott Forbes (North Carolina Wesleyan '98)
Scott Jackson (Campbell '98)
Matt McCay (North Carolina '06)

Team Information

2008 Record (Rank): 54-14 (#3 BA, #3 CB, #3 SW)
2008 ACC Record (Finish): 22-7 (2nd (Coastal))
Lettermen Returning/Lost: 20/11
Position Starters Returning/Lost: 5/5
Pitchers Returning/Lost: 11/4
Series Record: Clemson leads 93-74-1

SID Information

Baseball Contact: John Martin
SID Office Phone: (919) 962-0084
SID Email: johnmartin@unc.edu
Athletic Website: TarHeelBlue.com

North Carolina-Wilmington

May 8,9,10 at Clemson, SC

General Information

Location: Wilmington, NC
Enrollment: 12,000
Chancellor: Dr. Rosemary DePaolo
Athletic Director: Kelly Mehrtens
Nickname: Seahawks
Colors: Teal, Navy, & Gold
Conference: Colonial Athletic Association
First Year of Baseball: 1954

Stadium Information

Home Field (Capacity): Brooks Field (3,500)
Dimensions: LL-340, LC-360, C-380, RC-360, RL-340
Press Box Phone: (910) 395-5141

Coaching Information

Head Coach: Mark Scalf (UNC Wilmington '80)
Record at North Carolina-Wilmington (Seasons): 556-436-1 (17)
Career Record (Seasons): 556-436-1 (17)
Assistant Coaches: Randy Hood (Campbell '90)
Jason Howell (North Carolina '02)
Josh Simmons (East Carolina '04)

Team Information

2008 Record (Rank): 44-17-1 (NR)
2008 CAA Record (Finish): 25-4-1 (1st)
Lettermen Returning/Lost: 19/12
Position Starters Returning/Lost: 4/5
Pitchers Returning/Lost: 6/5
Series Record: Clemson leads 32-7

SID Information

Baseball Contact: Tom Riordan
SID Office Phone: (910) 962-4099
SID Email: riordant@uncw.edu
Athletic Website: UNCWSports.com

N.C. State

May 14,15,16 at Raleigh, NC

General Information

Location: Raleigh, NC
Enrollment: 31,000
Chancellor: Dr. James L. Oblinger
Athletic Director: Lee Fowler
Nickname: Wolfpack
Colors: Red & White
Conference: Atlantic Coast
First Year of Baseball: 1903

Stadium Information

Home Field (Capacity): Doak Field (2,500)
Dimensions: LL-325, LC-370, C-400, RC-370, RL-330
Press Box Phone: (919) 513-0653

Coaching Information

Head Coach: Elliott Avent (Virginia Commonwealth '83)
Record at N.C. State (Seasons): 458-280 (12)
Career Record (Seasons): 683-489 (20)
Assistant Coaches: Tom Holliday (Miami (FL) '75)
Chris Hart (Florida State '03)
Brian Ward (N.C. State '00)

Team Information

2008 Record (Rank): 42-22 (#15 BA, #15 CB, #15 SW)
2008 ACC Record (Finish): 18-11 (2nd (Atlantic))
Lettermen Returning/Lost: 22/14
Position Starters Returning/Lost: 4/5
Pitchers Returning/Lost: 10/5
Series Record: Clemson leads 101-68-1

SID Information

Baseball Contact: Bruce Winkworth
SID Office Phone: (919) 515-1182
SID Email: bruce_winkworth@ncsu.edu
Athletic Website: GoPack.com

Presbyterian

March 17 at Clemson, SC

General Information

Location: Clinton, SC
Enrollment: 1,200
President: Dr. John V. Griffith
Athletic Director: Dr. William B. Carlton
Nickname: Blue Hose
Colors: Garnet & Blue
Conference: Big South
First Year of Baseball: 1895

Stadium Information

Home Field (Capacity): PC Baseball Complex (500)
Dimensions: LL-325, LC-375, C-400, RC-375, RL-325
Press Box Phone: N/A

Coaching Information

Head Coach: Elton Pollock (Presbyterian '95)
Record at Presbyterian (Seasons): 65-155 (4)
Career Record (Seasons): 65-155 (4)
Assistant Coaches: Mark Johnson (Methodist '01)
Chris Edwards (Anderson '01)

Team Information

2008 Record (Rank): 13-40 (NR)
2008 BSC Record (Finish): NA
Lettermen Returning/Lost: 16/12
Position Starters Returning/Lost: 7/2
Pitchers Returning/Lost: 5/6
Series Record: Clemson leads 57-19

SID Information

Baseball Contact: Brent Hager
SID Office Phone: (864) 833-8252
SID Email: bchager@presby.edu
Athletic Website: GoBlueHose.com

South Carolina

February 28 & April 8 at Clemson, SC • March 1 & April 22 at Columbia, SC

General Information

Location: Columbia, SC
Enrollment: 27,065
President: Dr. Harris Pastides
Athletic Director: Eric Hyman
Nickname: Gamecocks
Colors: Garnet & Black
Conference: Southeastern
First Year of Baseball: 1892

Stadium Information

Home Field (Capacity): Carolina Stadium (9,000)
Dimensions: LL-325, LC-365, C-400, RC-365, RL-325
Press Box Phone: (803) 777-6648

Coaching Information

Head Coach: Ray Tanner (N.C. State '80)
Record at South Carolina (Seasons): 540-243 (12)
Career Record (Seasons): 935-416-3 (22)
Assistant Coaches: Chad Holbrook (North Carolina '94)
..... Mark Calvi (Nova Southeastern '92)
..... Sammy Esposito (N.C. State '03)

Team Information

2008 Record (Rank): 40-23 (NR)
2008 SEC Record (Finish): 15-15 (5th (East))
Lettermen Returning/Lost: 16/10
Position Starters Returning/Lost: 4/5
Pitchers Returning/Lost: 12/7
Series Record: Clemson leads 163-118-2

SID Information

Baseball Contact: Andrew Kitick
SID Office Phone: (803) 777-5257
SID Email: kitick@mailbox.sc.edu
Athletic Website: GamecocksOnline.com

Wake Forest

March 13,14,15 at Clemson, SC

General Information

Location: Winston-Salem, NC
Enrollment: 4,476
President: Dr. Nathan O. Hatch
Athletic Director: Ron Wellman
Nickname: Demon Deacons
Colors: Old Gold & Black
Conference: Atlantic Coast
First Year of Baseball: 1891

Stadium Information

Home Field (Capacity): Wake Forest Baseball Park (6,000)
Dimensions: LL-320, LC-345, C-390, RC-345, RL-316
Press Box Phone: (336) 759-7373

Coaching Information

Head Coach: Rick Rembielak (Akron '88)
Record at Wake Forest (Seasons): 120-112 (4)
Career Record (Seasons): 493-363-1 (15)
Assistant Coaches: Jon Palmieri (Wake Forest '99)
..... Greg Bauer (Wichita State '00)
..... Joe Wilkins (Ohio State '05)

Team Information

2008 Record (Rank): 25-31 (NR)
2008 ACC Record (Finish): 13-16 (3rd (Atlantic))
Lettermen Returning/Lost: 21/8
Position Starters Returning/Lost: 5/4
Pitchers Returning/Lost: 12/4
Series Record: Clemson leads 115-47-1

SID Information

Baseball Contact: Chad Crunk
SID Office Phone: (336) 758-5842
SID Email: crunkmc@wfu.edu
Athletic Website: WakeForestSports.com

South Carolina-Upstate

March 18 at Clemson, SC

General Information

Location: Spartanburg, SC
Enrollment: 5,000
Chancellor: John C. Stockwell
Athletic Director: Mike Hall
Nickname: Spartans
Colors: Hunter Green, White, & Black
Conference: Atlantic Sun
First Year of Baseball: 1986

Stadium Information

Home Field (Capacity): Harley Park (500)
Dimensions: LL-325, LC-383, C-402, RC-383, RL-325
Press Box Phone: (864) 503-5058

Coaching Information

Head Coach: Matt Fincher (Georgia Southern '84)
Record at South Carolina-Upstate (Seasons): 257-341 (11)
Career Record (Seasons): 257-341 (11)
Assistant Coaches: Russell Triplett (Clemson '04)
..... Grant Rembert (Elon '05)
..... Ryan Fecteau (Saint Anselm '05)

Team Information

2008 Record (Rank): 25-29 (NR)
2008 ASC Record (Finish): 17-16 (5th)
Lettermen Returning/Lost: 15/9
Position Starters Returning/Lost: 6/3
Pitchers Returning/Lost: 5/4
Series Record: 0-0

SID Information

Baseball Contact: Joe Guistina
SID Office Phone: (864) 503-5152
SID Email: jguistina@uscupstate.edu
Athletic Website: UpstateSpartans.com

Virginia Tech

April 17,18,19 at Blacksburg, VA

General Information

Location: Blacksburg, VA
Enrollment: 28,000
President: Charles W. Steger
Athletic Director: Jim Weaver
Nickname: Hokies
Colors: Chicago Maroon & Burnt Orange
Conference: Atlantic Coast
First Year of Baseball: 1892

Stadium Information

Home Field (Capacity): English Field (3,000)
Dimensions: LL-330, LC-375, C-400, RC-375, RL-330
Press Box Phone: (540) 231-8974

Coaching Information

Head Coach: Pete Hughes (Davidson '90)
Record at Virginia Tech (Seasons): 46-63 (2)
Career Record (Seasons): 348-274-2 (12)
Assistant Coaches: Dave Turgeon (Davidson '87)
..... Mike Gambino (Boston College '99)
..... Mike Kunigonis (American International '01)

Team Information

2008 Record (Rank): 23-32 (NR)
2008 ACC Record (Finish): 6-24 (6th (Coastal))
Lettermen Returning/Lost: 19/7
Position Starters Returning/Lost: 6/3
Pitchers Returning/Lost: 8/3
Series Record: Clemson leads 30-19-2

SID Information

Baseball Contact: Matt Kovatch
SID Office Phone: (540) 231-1894
SID Email: mlk@vt.edu
Athletic Website: HokieSports.com

Western Carolina

April 14 at Cullowhee, NC • April 15 at Clemson, SC

General Information

Location: Cullowhee, NC
Enrollment: 9,000
Chancellor: Dr. John W. Bardo
Athletic Director: Chip Smith
Nickname: Catamounts
Colors: Purple & Gold
Conference: Southern
First Year of Baseball: 1929

Stadium Information

Home Field (Capacity): Hennon Stadium (1,500)
Dimensions: LL-325, LC-375, C-390, RC-375, RL-325
Press Box Phone: (828) 227-7020

Coaching Information

Head Coach: Bobby Moranda (Eastern Kentucky '86)
Record at Western Carolina (Seasons): 29-28 (1)
Career Record (Seasons): 29-28 (1)
Assistant Coaches: David Haverstick (Bethel '97)
..... Grant Achilles (Wake Forest '05)
..... Alan Beck (Western Carolina '04)

Team Information

2008 Record (Rank): 29-28 (NR)
2008 SoCon Record (Finish): 14-13 (T-6th)
Lettermen Returning/Lost: 20/6
Position Starters Returning/Lost: 5/3
Pitchers Returning/Lost: 9/3
Series Record: Clemson leads 50-12

SID Information

Baseball Contact: Daniel Hooker
SID Office Phone: (828) 227-2339
SID Email: dhooker@email.wcu.edu
Athletic Website: CatamountSports.com

Wofford

February 25 at Clemson, SC

General Information

Location: Spartanburg, SC
Enrollment: 1,400
President: Dr. Benjamin B. Dunlap
Athletic Director: Richard Johnson
Nickname: Terriers
Colors: Old Gold & Black
Conference: Southern
First Year of Baseball: 1889

Stadium Information

Home Field (Capacity): Russell C. King Field (2,500)
Dimensions: LL-325, LC-375, C-395, RC-375, RL-325
Press Box Phone: (864) 597-4487

Coaching Information

Head Coach: Todd Interdonato (UNC Asheville '00)
Record at Wofford (Seasons): 24-35 (1)
Career Record (Seasons): 24-35 (1)
Assistant Coaches: Dusty Blake (Appalachian State '03)
..... Anthony Dillenger (Newberry '07)

Team Information

2008 Record (Rank): 24-35 (NR)
2008 SoCon Record (Finish): 6-21 (9th)
Lettermen Returning/Lost: 15/15
Position Starters Returning/Lost: 4/4
Pitchers Returning/Lost: 8/5
Series Record: Clemson leads 74-23-1

SID Information

Baseball Contact: Brent Williamson
SID Office Phone: (864) 597-4093
SID Email: williamsonb@wofford.edu
Athletic Website: Athletics.Wofford.edu



Against All Competition

Opponent ^(First Game - Last Game)	G	W	L	Win %	^CU	^Opp	Home	Away	Neutral
Adelphi ⁽¹⁹⁵⁹⁾	1	1	0	1.000	16	8	1-0		
Alabama ⁽¹⁹¹⁹⁻⁹⁶⁾	23	11	12	.478	129	134	4-4	4-6	3-2
Appalachian State ⁽¹⁹⁷³⁻⁹⁷⁾	20	18	2	.900	166	63	16-2	2-0	
Arizona ⁽¹⁹⁵⁸⁻⁹⁰⁾	5	2	3	.400	27	23			2-3
Arizona State ⁽¹⁹⁷⁷⁾	1	0	1	.000	7	10			0-1
Arkansas ⁽¹⁹⁸⁷⁻⁰²⁾	6	3	3	.500	40	34	2-1	1-0	0-2
Arkansas State ⁽¹⁹⁹⁵⁾	1	1	0	1.000	7	2			1-0
Armstrong State ⁽¹⁹⁸⁹⁾	2	1	1	.500	7	6			1-1
Auburn*** ⁽¹⁹⁰¹⁻²⁰⁰⁵⁾	90	40	47	.461	478	531	16-17	16-28-3	8-2
Augusta ⁽¹⁹⁸⁴⁻⁹¹⁾	3	3	0	1.000	42	7	2-0	1-0	
Austin Peay State ⁽¹⁹⁷³⁾	1	1	0	1.000	8	4			1-0
Ball State ⁽¹⁹⁸⁴⁾	3	1	2	.333	15	11	1-2		
Baylor ⁽²⁰⁰⁵⁾	3	1	2	.333	6	15			1-2
Belmont Abbey ⁽¹⁹⁰⁴⁻⁷¹⁾	6	6	0	1.000	58	16	3-0	3-0	
Birmingham-Southern ⁽¹⁹⁷⁵⁻⁰⁴⁾	3	2	1	.667	16	12			0-1 2-0
Boston College⁽²⁰⁰⁶⁻⁰⁸⁾	9	5	4	.556	55	39	3-3	2-1	
Bradley ⁽¹⁹⁵⁰⁾	2	1	1	.500	10	3			1-1
Brigham Young ⁽¹⁹⁸⁸⁾	1	0	1	.000	2	9			0-1
Buffalo ⁽¹⁹⁶⁹⁾	3	3	0	1.000	61	9	3-0		
California ⁽¹⁹⁸⁰⁻⁹⁷⁾	4	1	3	.250	40	33	1-2		0-1
California State-Fullerton ⁽²⁰⁰⁶⁾	1	0	1	.000	6	7			0-1
California State-Los Angeles ⁽¹⁹⁷⁷⁾	1	0	1	.000	0	1			0-1
California State-Northridge ⁽¹⁹⁹⁷⁾	2	1	1	.500	13	25			1-1
California-Irvine ⁽²⁰⁰⁵⁾	3	3	0	1.000	18	8	3-0		
California-Los Angeles ⁽¹⁹⁹²⁾	1	0	1	.000	5	6			0-1
Campbell ⁽¹⁹⁸²⁻⁹⁰⁾	5	3	2	.600	37	22	3-1	0-1	
Central Florida ⁽¹⁹⁹⁸⁻⁰⁸⁾	8	5	3	.625	45	35	1-2	3-0	1-1
Central Michigan ⁽¹⁹⁷³⁾	1	0	1	.000	4	8	0-1		
Charleston Southern ⁽¹⁹⁷⁶⁻⁰⁴⁾	14	14	0	1.000	121	45	11-0	3-0	
Charleston, College of ⁽¹⁸⁹⁹⁻²⁰⁰⁸⁾	20	20	0	1.000	189	64	13-0	7-0	
Charlotte ⁽¹⁹⁸⁵⁻⁰⁴⁾	10	8	2	.800	114	44	5-2	3-0	
Cincinnati ⁽¹⁹³⁶⁻⁸⁰⁾	3	1	2	.333	19	21	0-1		1-1
Citadel, The ⁽¹⁹⁰⁰⁻²⁰⁰⁴⁾	101	83	18	.822	863	417	48-7	30-11	5-0
Coastal Carolina⁽¹⁹⁸⁸⁻⁰⁸⁾	43	37	6	.860	401	184	27-4	10-2	
Colorado State ⁽¹⁹⁵⁹⁾	1	1	0	1.000	7	1			1-0
Columbus ⁽¹⁹⁷⁷⁻⁹¹⁾	8	7	1	.875	70	23	2-0	5-1	
Cornell ⁽¹⁸⁹⁹⁻⁸⁰⁾	6	4	2	.667	40	34	3-1		1-1
Creighton ⁽¹⁹⁹⁰⁻⁹⁹⁾	5	1	4	.200	29	35			1-4
Davidson ⁽¹⁹⁰³⁻⁹⁷⁾	36	27	9	.750	354	135	19-3	8-5	0-1
Delaware ⁽¹⁹⁹⁹⁾	1	1	0	1.000	17	3			1-0
Duke**⁽¹⁹⁰⁴⁻²⁰⁰⁸⁾	178	115	61	.652	1254	815	59-23-1	46-26-1	10-12
East Carolina ⁽¹⁹⁶⁸⁻⁰⁵⁾	22	13	9	.591	120	83	9-2	4-6	0-1
East Tennessee State ⁽¹⁹⁶⁹⁻⁰³⁾	25	19	6	.760	196	78	17-4	2-2	
Eastern Kentucky ⁽¹⁹⁹²⁾	2	2	0	1.000	29	0	2-0		
Eastern Michigan ⁽¹⁹⁷⁵⁻⁷⁶⁾	2	0	2	.000	5	8			0-1 0-1
Elon⁽¹⁹²⁰⁻⁰⁸⁾	13	8	5	.615	92	77	8-5		
Erskine ⁽¹⁹⁸⁸⁻⁸⁵⁾	102	72	30	.706	537	335	34-10	30-14	8-6
Florida ⁽¹⁹²⁸⁻⁸³⁾	30	12	18	.400	186	200	1-1	9-16	2-1
Florida Atlantic ⁽¹⁹⁹⁸⁾	2	1	1	.500	11	11	1-1		
Florida International ⁽¹⁹⁸⁵⁻⁸⁷⁾	4	2	2	.500	14	19	1-1	1-1	
Florida Southern ⁽¹⁹⁷⁴⁻⁷⁶⁾	4	2	2	.500	22	13		2-2	
Florida State**⁽¹⁹⁵⁸⁻⁰⁸⁾	111	49	61	.446	621	677	25-18	12-32-1	12-11
Fordham ⁽¹⁹⁸⁸⁾	1	1	0	1.000	3	2			1-0
Francis Marion ⁽¹⁹⁷⁶⁻⁸⁶⁾	10	9	1	.900	95	37	4-1	5-0	
Fresno State ⁽¹⁹⁸⁸⁻⁹⁴⁾	6	2	4	.333	44	51		0-1	2-3
Furman***⁽¹⁸⁹⁶⁻²⁰⁰⁸⁾	195	134	57	.697	1555	908	75-26-1	50-28-2	9-3-1
Gardner-Webb ⁽¹⁹⁷⁵⁻⁰⁷⁾	4	4	0	1.000	41	18	4-0		
George Mason ⁽¹⁹⁹⁵⁻⁰⁷⁾	9	8	1	.889	106	20	8-1		
George Washington ⁽¹⁹⁵⁸⁻⁸⁸⁾	4	3	1	.750	17	13	1-0	0-1	2-0
Georgia**⁽¹⁹⁰⁰⁻²⁰⁰⁸⁾	214	96	116	.453	1271	1266	53-45-2	40-68	3-3
Georgia Southern** ⁽¹⁹⁵⁹⁻⁰⁷⁾	78	50	27	.647	589	380	25-12	19-15-1	6-0
Georgia Tech***⁽¹⁹⁰²⁻²⁰⁰⁸⁾	197	98	96	.505	1263	1207	41-21-1	40-68-2	17-7
Gordon Military ⁽¹⁹⁰⁹⁾	1	0	1	.000	3	5		0-1	
Grand Canyon ⁽¹⁹⁹⁴⁾	2	2	0	1.000	12	1			2-0
Guilford ⁽¹⁹¹⁸⁾	2	0	2	.000	3	7	0-2		
Hawaii ⁽¹⁹⁰⁴⁾	1	1	0	1.000	7	3			1-0
Hawaii-Hilo ⁽¹⁹⁹⁴⁾	3	3	0	1.000	29	9		3-0	
High Point ⁽¹⁹⁷⁶⁻⁰⁸⁾	9	9	0	1.000	64	14	8-0	1-0	
Hobart ⁽¹⁹⁰²⁾	1	1	0	1.000	10	2	1-0		
Holy Cross ⁽¹⁹⁵⁸⁾	1	0	1	.000	4	17			0-1
Howard ⁽¹⁹⁷⁸⁻⁸²⁾	10	10	0	1.000	102	28	10-0		
Illinois ⁽¹⁹⁸⁶⁻⁰⁰⁾	3	3	0	1.000	24	10	3-0		
Jacksonville ⁽¹⁹⁶⁹⁻⁹⁵⁾	5	3	2	.600	32	29	2-0	1-2	
James Madison ⁽¹⁹⁷⁶⁻⁰⁶⁾	18	16	2	.889	146	64	15-0	1-2	
Kansas ⁽¹⁹⁹³⁻⁰⁶⁾	4	2	2	.500	17	20	2-1		0-1
Kansas State ⁽¹⁹⁹³⁻⁹⁹⁾	4	3	1	.750	31	17	3-0		0-1
Kent State ⁽¹⁹⁶⁹⁾	3	1	1	.500	29	16	1-1-1		
Kentucky ⁽¹⁹⁵⁰⁻⁹⁷⁾	9	6	3	.667	50	35	6-1		0-2
Lewis ⁽¹⁹⁷⁷⁻⁷⁸⁾	6	6	0	1.000	31	12	6-0		
Lewis-Clark State ⁽¹⁹⁹⁴⁾	1	0	1	.000	2	9			0-1
Liberty ⁽¹⁹⁸⁸⁻⁰⁰⁾	5	2	3	.400	39	38	2-2	0-1	

Long Beach State ⁽¹⁹⁸⁸⁻⁹¹⁾	2	1	1	.500	21	19			1-1
Louisiana-Lafayette ⁽¹⁹⁹¹⁻⁰⁰⁾	3	1	2	.333	29	23			1-2
Louisville ⁽¹⁹⁷⁰⁻⁷²⁾	6	6	0	1.000	55	5	6-0		
Maine ⁽¹⁹⁹¹⁻⁰³⁾	14	14	0	1.000	141	52	13-0	1-0	
Marshall ⁽¹⁹⁷⁵⁻⁹⁰⁾	17	15	2	.882	179	53	15-1		0-1
Maryland ⁽¹⁹²³⁻⁰⁸⁾	147	109	38	.741	1065	591	61-6	37-28	11-4
Massachusetts ⁽¹⁹⁵⁹⁻⁶⁹⁾	6	5	1	.833	49	28	5-1		
Memphis ⁽²⁰⁰⁷⁾	3	2	1	.667	19	10	2-1		
Mercer ^{*(1901-2008)}	35	20	14	.586	188	139	10-1	10-13-1	
Miami (FL) ^{*(1977-08)}	50	22	27	.450	294	321	7-5	9-14-1	6-8
Miami (OH) ⁽¹⁹⁶⁵⁾	3	3	0	1.000	38	1	3-0		
Michigan ⁽¹⁹²⁵⁻²⁹⁾	6	0	6	.000	12	48	0-6		
Michigan State ^{*(1935-58)}	13	3	9	.269	62	117	3-9-1		
Middle Tennessee ⁽²⁰⁰⁰⁾	2	2	0	1.000	25	3	2-0		
Mississippi ⁽¹⁹⁶⁸⁻⁸⁴⁾	13	7	6	.538	62	79		6-6	1-0
Mississippi College ⁽¹⁹²³⁾	2	1	1	.500	4	2	1-1		
Mississippi State ⁽¹⁹⁶⁸⁻⁰⁷⁾	13	8	5	.615	75	61	3-0	4-5	1-0
Missouri State ⁽¹⁹⁹³⁻⁹⁹⁾	5	4	1	.800	33	46			4-1
Morehead State ⁽¹⁹⁹⁷⁾	3	3	0	1.000	16	3	3-0		
Navy ⁽¹⁹⁶³⁻⁹⁵⁾	2	2	0	1.000	25	8	1-0		1-0
Nebraska ⁽¹⁹⁹³⁻⁰²⁾	2	1	1	.500	11	15			1-1
Nevada ⁽¹⁹⁹⁷⁻⁹⁹⁾	2	1	1	.500	18	16			1-1
Nevada-Las Vegas ⁽¹⁹⁹¹⁻⁰¹⁾	9	5	4	.555	71	52	2-1	3-3	
New Hampshire ⁽¹⁹⁹⁴⁾	1	1	0	1.000	4	1	1-0		
New Orleans ⁽¹⁹⁸⁵⁻⁸⁹⁾	7	3	4	.429	49	48		1-2	2-2
New York Tech ⁽²⁰⁰¹⁾	3	3	0	1.000	51	3	3-0		
Newberry ^{*(1900-78)}	88	50	37	.574	475	369	25-11-1	24-25	1-1
North Carolina ^{*(1901-2008)}	168	93	74	.557	907	806	44-26-1	35-36	14-12
North Carolina A&T ⁽²⁰⁰⁵⁾	1	1	0	1.000	12	2	1-0		
North Carolina State ^{*(1921-08)}	170	101	68	.597	1169	921	52-22-1	36-35	13-11
North Carolina-Asheville ⁽¹⁹⁹⁸⁻⁰⁶⁾	3	3	0	1.000	40	11	3-0		
North Carolina-Greensboro ⁽²⁰⁰⁸⁾	2	2	0	1.000	17	15	2-0		
North Carolina-Wilmington ⁽¹⁹⁷⁶⁻⁹⁸⁾	39	32	7	.821	315	148	19-2	13-5	
North Georgia ⁽¹⁹⁰⁹⁻²⁵⁾	5	3	2	.600	41	24	3-2		
Northwestern ⁽¹⁹⁹⁷⁾	2	2	0	1.000	22	9			2-0
Notre Dame ⁽¹⁹⁹⁴⁾	1	0	1	.000	1	8	0-1		
Oglethorpe ⁽¹⁹¹⁷⁻⁵⁹⁾	14	6	8	.429	61	72	2-3	4-5	
Ohio ^{*(1937-01)}	33	19	13	.593	217	176	19-13-1		
Ohio State ⁽¹⁹⁵⁴⁻⁰³⁾	15	10	5	.667	86	62	9-3		1-2
Oklahoma ⁽¹⁹⁹²⁾	1	0	1	.000	6	7			0-1
Oklahoma State ⁽¹⁹⁹¹⁻⁹⁶⁾	3	2	1	.667	16	10			2-1
Old Dominion ⁽¹⁹⁸³⁻⁰⁵⁾	38	31	7	.816	249	122	27-5	4-2	
Oral Roberts ⁽²⁰⁰⁵⁻⁰⁶⁾	3	3	0	1.000	25	16	3-0		
Oregon State ⁽¹⁹⁸⁸⁻⁰¹⁾	5	3	2	.600	42	29			3-2
Pacific ⁽²⁰⁰⁷⁾	3	3	0	1.000	17	10	3-0		
Penn State ⁽¹⁹⁵⁹⁻⁷⁵⁾	2	0	2	.000	4	12			0-2
Presbyterian ⁽¹⁹⁰⁶⁻²⁰⁰⁸⁾	76	57	19	.750	581	331	32-7	22-10	3-2
Princeton ⁽¹⁹⁹¹⁻⁰³⁾	2	2	0	1.000	20	11			2-0
Purdue ⁽²⁰⁰²⁾	3	3	0	1.000	18	11	3-0		
Rhode Island ⁽¹⁹⁶⁷⁻⁶⁸⁾	5	3	2	.600	26	19	3-2		
Rice ⁽¹⁹⁹⁴⁻⁰⁰⁾	4	2	2	.500	25	26			2-2
Richmond ⁽¹⁹¹⁵⁻⁰¹⁾	4	3	1	.750	33	21	3-1		
Rider ⁽¹⁹⁷⁰⁾	2	2	0	1.000	10	3	2-0		
Riverside Military ⁽¹⁹⁰⁹⁻¹⁰⁾	3	2	1	.667	11	10	2-0	0-1	
Rollins ⁽¹⁹⁵⁰⁻⁸⁰⁾	11	4	7	.364	60	59	1-1	3-6	
Rutgers ⁽¹⁹⁸⁸⁻⁹³⁾	2	1	1	.500	8	9			1-1
Saint John's ⁽¹⁹⁷⁵⁻⁰⁷⁾	6	5	1	.833	46	19	1-0		4-1
San Jose State ⁽²⁰⁰⁰⁾	1	1	0	1.000	10	6			1-0
Seton Hall ⁽¹⁹⁸⁷⁻⁰¹⁾	6	6	0	1.000	70	26	5-0		1-0
Siena ⁽¹⁹⁹⁶⁾	2	2	0	1.000	27	5	2-0		
South Alabama ⁽¹⁹⁷³⁻⁰²⁾	11	6	5	.545	70	55	4-3	2-2	
South Carolina ^{***(1899-2008)}	283	163	118	.580	1707	1429	92-41	65-74-2	6-3
South Carolina-Aiken ⁽¹⁹⁸⁴⁻⁸⁵⁾	2	2	0	1.000	26	6	1-0	1-0	
South Florida ⁽¹⁹⁹⁶⁻⁹⁸⁾	4	2	2	.500	15	15	1-2		1-0
Southern California ⁽¹⁹⁹⁰⁻⁹⁸⁾	2	0	2	.000	5	9	0-1		0-1
Springfield ⁽¹⁹⁶⁷⁻⁶⁸⁾	3	3	0	1.000	22	6	3-0		
Stanford ⁽¹⁹⁹⁵⁻⁰⁰⁾	2	0	2	.000	7	18			0-2
Stetson ⁽¹⁹⁷⁶⁻⁹⁸⁾	7	6	1	.857	71	30	3-0	1-1	2-0
Tampa ⁽¹⁹⁹²⁾	3	3	0	1.000	34	6	3-0		
Temple ⁽¹⁹⁷⁷⁾	1	1	0	1.000	13	4			1-0
Tennessee ⁽¹⁹²⁵⁻⁹⁷⁾	34	23	11	.676	237	158	14-3	8-5	1-3
Tennessee Tech ⁽²⁰⁰³⁾	2	2	0	1.000	15	5	2-0		
Texas A&M ⁽¹⁹⁹⁹⁾	3	1	2	.333	17	28		1-2	
Texas State ⁽¹⁹⁹⁷⁾	1	0	1	.000	7	12			0-1
Texas Tech ⁽¹⁹⁹³⁻⁰⁴⁾	4	2	2	.500	25	21		1-2	1-0
Texas-Arlington ⁽¹⁹⁹⁰⁻⁹⁵⁾	2	2	0	1.000	26	5		1-0	1-0
Toledo ⁽¹⁹⁷⁶⁻⁷⁷⁾	8	5	3	.625	48	25	5-3		
Troy ⁽¹⁹⁸²⁾	2	1	1	.500	7	5			1-1
Valdosta State ⁽¹⁹⁷⁸⁻⁸⁷⁾	17	13	4	.765	100	60	2-0	11-4	
Vanderbilt ⁽¹⁹⁸⁴⁻⁸⁶⁾	3	2	1	.667	26	13	1-1	1-0	
Vermont ⁽¹⁹⁷⁰⁾	1	1	0	1.000	14	2	1-0		
Villanova ⁽¹⁹⁹¹⁾	1	1	0	1.000	8	3			1-0

Virginia ⁽¹⁹⁵⁵⁻⁰⁷⁾	139	101	38	.727	1020	570	52-10	39-22	10-6
Virginia Military ⁽¹⁹¹⁶⁾	1	1	0	1.000	2	0		1-0	
Virginia Tech ^{** (1902-2008)}	51	30	19	.608	300	243	18-7-1	7-11-1	5-1
Wake Forest ^{*(1901-2008)}	163	115	47	.709	1149	814	56-18-1	45-25	14-4
Washington ⁽¹⁹⁹⁴⁻⁹⁹⁾	3	2	1	.667	17	16			2-1
Washington & Lee ⁽¹⁹⁴⁸⁻⁵⁴⁾	3	2	1	.667	42	10	2-1		
Washington State ⁽¹⁹⁸⁸⁾	1	0	1	.000	5	6			0-1
West Virginia ⁽¹⁹⁵¹⁻⁰⁵⁾	10	10	0	1.000	87	20	6-0		4-0
West Virginia Wesleyan ⁽¹⁹¹⁶⁻¹⁷⁾	3	1	2	.333	12	17	1-2		
Western Carolina ⁽¹⁹⁷⁴⁻⁰⁸⁾	62	50	12	.806	532	293	36-3	13-9	1-0

Western Michigan ⁽¹⁹⁵⁸⁻⁷³⁾	3	1	2	.333	15	21	1-1		0-1
Wichita State ⁽¹⁹⁸¹⁾	1	0	1	.000	2	7	0-1		
William & Mary ⁽²⁰⁰⁰⁻⁰⁶⁾	3	3	0	1.000	24	12	3-0		
Wingate ⁽¹⁹⁸³⁾	1	1	0	1.000	11	7			1-0
Winthrop ⁽¹⁹⁸¹⁻⁰⁷⁾	21	17	4	.810	164	91	13-3	3-1	1-0
Wofford ^{*(1898-2008)}	98	74	23	.760	710	381	37-8	34-14	3-1-1
Yale ⁽¹⁹⁴⁷⁻⁹²⁾	5	4	1	.800	32	19	2-0	0-1	2-0
Totals	3814	2435	1349	.642	26,135	18,212	1380-470-13	814-715-15	241-184-2

* - includes one tie (there have been 30 ties in Clemson history); ^ - runs; Note: **Bold** denotes 2009 opponent.

Record By Date

January					
Day	W-L	Win %	Home	Away	Neutral
28	1-0	1.000			1-0
29	1-0	1.000			1-0
30	0-1	.000			0-1
31					
Totals	2-1	.667	0-0	0-0	2-1

February					
Day	W-L	Win %	Home	Away	Neutral
1					
2					
3					
4					
5					
6	1-0	1.000			1-0
7	1-0	1.000			1-0
8	1-0	1.000			1-0
9					
10					
11					
12	3-0	1.000	3-0		
13	2-1	.667	2-1		
14	2-0	1.000	2-0		
15	4-0	1.000	3-0	1-0	
16	6-3	.667	5-1	1-2	
17	6-3	.667	3-2	3-0	0-1
18	8-1	.889	4-1	3-0	1-0
19	6-2	.750	4-0	1-2	1-0
20	6-2	.750	4-0	2-1	0-1
21	5-2	.714	4-0	1-2	
22	9-2	.818	6-0	3-2	
23	13-5	.722	8-0	4-5	1-0
24	15-4	.789	12-1	3-1	0-2
25	18-1	.947	8-0	7-1	3-0
26	13-8	.619	6-2	7-4	0-2
27	11-4	.733	5-1	4-2	2-1
28	17-6	.739	9-3	4-3	4-0
29	4-1	.800	1-0	2-1	1-0
Totals	151-45	.770	89-12	46-26	16-7

March					
Day	W-L	Win %	Home	Away	Neutral
1	15-7	.682	11-3	3-4	1-0
2	14-9-1	.604	11-3	3-4-1	0-2
3	20-5	.800	15-3	4-2	1-0
4	16-6	.727	13-1	3-5	
5	20-6	.769	16-4	4-2	
6	19-5	.792	17-3	2-2	
7	26-3	.897	25-3	1-0	
8	20-7	.741	20-4	0-3	
9	21-6	.778	16-4	5-2	
10	26-5	.839	22-2	4-3	
11	15-7	.682	15-4	0-3	
12	23-5	.821	20-1	3-4	
13	17-5	.773	12-3	5-2	
14	24-4	.857	15-2	7-2	2-0
15	20-10-1	.661	12-4	8-3-1	0-3
16	14-12	.538	9-2	4-8	1-2
17	23-11	.676	9-1	11-9	3-1
18	26-9	.743	9-1	13-7	4-1
19	25-14	.641	6-2	16-11	3-1
20	27-14	.659	9-2	16-11	2-1
21	17-15-1	.530	9-3	8-11-1	0-1
22	23-15-2	.600	12-4-1	11-9-1	0-2
23	30-16	.652	18-5	10-11	2-0

24	26-18-1	.589	20-9-1	6-9	
25	30-17-1	.635	18-13-1	10-4	2-0
26	30-14-1	.678	25-8-1	3-5	2-1
27	28-8	.778	23-5	4-2	1-1
28	26-24-2	.519	23-10-2	2-13	1-1
29	29-18	.617	24-10	4-7	1-1
30	30-17	.638	23-9	7-8	
31	36-11	.766	22-3	11-8	3-0
Totals	716-323-10	.687	499-131-6	188-174-4	29-18

April					
Day	W-L	Win %	Home	Away	Neutral
1	35-17	.673	20-9	15-8	
2	29-18	.617	21-8	7-9	1-1
3	37-17-2	.679	24-7-1	11-10-1	2-0
4	38-16	.704	24-6	13-8	1-2
5	34-22	.607	24-11	9-11	1-0
6	31-20-1	.606	20-10	11-8-1	0-2
7	37-18-1	.670	21-7-1	14-11	2-0
8	40-15	.727	26-5	13-10	1-0
9	34-18	.654	25-7	9-11	
10	27-25	.519	18-10	9-13	0-2
11	39-13	.750	24-6	15-6	0-1
12	30-34	.469	14-15	15-18	1-1
13	32-23	.582	16-9	16-14	
14	39-17-1	.693	13-7-1	26-10	
15	43-22-1	.659	26-5	17-16-1	0-1
16	38-23-1	.621	24-7	14-16-1	
17	35-15	.700	27-6	7-9	1-0
18	30-19-2	.608	18-8	11-8-2	1-3
19	34-17	.667	20-6	13-11	1-0
20	33-18-1	.644	15-7	13-10-1	5-1
21	33-19-1	.632	18-9	11-8-1	4-2
22	31-22	.585	13-4	15-15	3-3
23	29-20	.592	18-7	10-11	1-2
24	32-19-2	.623	18-6-1	8-10-1	6-3
25	33-19-1	.632	20-9	11-10	2-0-1
26	43-18	.705	21-11	18-5	4-2
27	30-21	.588	18-6	9-12	3-3
28	17-21	.447	9-6	7-14	1-1
29	17-15	.531	8-5	8-9	1-1
30	24-14-1	.628	13-8-1	11-4	0-2
Totals	984-575-15	.630	576-227-5	366-315-9	42-33-1

May					
Day	W-L	Win %	Home	Away	Neutral
1	18-18	.500	6-8	11-8	1-2
2	19-13	.594	6-5	13-7	0-1
3	22-14	.611	6-8	16-5	0-1
4	24-15	.615	14-4	7-10	3-1
5	24-19-1	.557	15-7	8-12-1	1-0
6	25-25	.500	10-11	13-14	2-0
7	31-15	.674	16-5	12-10	3-0
8	29-28-1	.509	12-6-1	14-21	3-1
9	38-21	.644	17-7	17-13	4-1
10	25-16	.610	9-4	15-11	1-1
11	34-17-1	.663	14-7	14-10-1	6-0
12	25-18-1	.580	10-5-1	10-10	5-3
13	35-15	.700	17-3	10-10	8-2
14	19-22	.463	6-5	5-14	8-3
15	22-9	.710	4-1	13-5	5-3
16	18-15	.545	3-2	8-7	7-6
17	15-9	.625	2-1	7-4	6-4
18	15-7	.682	5-1	1-2	9-4
19	11-9	.550	3-2	3-2	5-5
20	10-8-1	.553	3-0	1-3	6-5-1

21	9-7	.563	2-0	2-4	5-3
22	12-9	.571	1-3	5-1	6-5
23	6-9	.400	2-2	0-2	4-5
24	8-5	.615	3-0	0-2	5-3
25	10-4	.714	4-0	2-0	4-4
26	12-2	.857	5-0	1-0	6-2
27	7-5	.583	3-1		4-4
28	7-6	.538	3-1	0-1	4-4
29	3-1	.750		1-0	2-1
30	2-2	.500			2-2
31	2-4	.333	1-0	0-1	1-3
Totals	537-367-5	.594	202-99-2	209-189-2	126-79-1

June					
Day	W-L	Win %	Home	Away	Neutral
1	2-3	.400	1-0	0-1	1-2
2	4-2	.667	3-0	0-1	1-1
3	6-2	.750	3-0	1-0	2-2
4	6-1	.857	2-0	1-1	3-0
5	5-5	.500	1-0	1-1	3-4
6	2-2	.500		1-2	1-0
7	2-1	.667	0-1		2-0
8	1-2	.333	1-0	0-1	0-1
9	5-2	.714	2-0	0-1	3-1
10	1-1	.500	1-0		0-1
11	3-1	.750		1-0	2-1
12	1-1	.500		0-1	1-0
13	1-3	.250		0-1	1-2
14	4-4	.500			4-4
15	0-2	.000			0-2
16	2-1	.667			2-1
17					
18	0-1	.000			0-1
19	0-1	.000			0-1
20	0-2	.000		0-1	0-1
21	0-1	.000			0-1
Totals	45-38	.542	14-1	5-11	26-26

Note: **Bold** denotes 2009 game date.

Top Winning Percentage Dates

Rk	Date	W-L	Win %
1.	February 25	18-1	.947
2.	March 7	26-3	.897
3.	March 14	24-4	.857
	May 26	12-2	.857
5.	March 10	26-5	.839
6.	March 12	23-5	.821
7.	February 22	9-2	.818
8.	March 3	20-5	.800
9.	March 6	19-5	.792
10.	February 24	15-4	.789
11.	March 27	28-8	.778
	March 9	21-6	.778
13.	March 13	17-5	.773
14.	March 5	20-6	.769
15.	March 31	36-11	.766
16.	April 11	39-13	.750
17.	March 18	26-9	.743
18.	March 8	20-7	.741
19.	February 28	17-6	.739
20.	February 27	11-4	.733

Note: Minimum 10 games; **bold** denotes 2009 game date.

Game Results vs. 2009 Opponents

Boston College

Overall:.....	5-4			
at Clemson:.....	3-3			
at Doug Kingsmore Stadium:.....	3-3			
at Boston College:.....	2-1			
ACC Regular-Season Games:.....	5-4			
One-Run Games:.....	2-2			
Under Jack Leggett :.....	5-4			
Longest CU Win Streak:.....	2 (2006-07)			
Longest BOC Win Streak:.....	2 (2008)			
Biggest CU Win:.....	16-2 (2008)			
Biggest BOC Win:.....	8-6 (2007), 6-4 (2008)			
Date	Site	W-L	CU	Op
4/21/2006	* A	W	6	3
4/22/2006 ⁽¹⁾	* A	L	2	3
4/22/2006 ⁽²⁾	* A	W	4	1
5/5/2007	* H	W	4	3
5/6/2007 ⁽¹⁾	* H	L	6	8
5/6/2007 ⁽²⁾	* H	W	7	6
3/14/2008	* H	L	4	6
3/15/2008	* H	L	6	7
3/16/2008	* H	W	16	2

* - ACC regular-season game

College of Charleston

Overall:	20-0			
at Clemson:	13-0			
at Doug Kingsmore Stadium:	9-0			
at College of Charleston:	7-0			
NCAA Tournament Games:	1-0			
One-Run Games:	3-0			
Under Jack Leggett :	14-0			
Longest CU Win Streak:	20 ⁽¹⁸⁹⁹⁻²⁰⁰⁸⁾			
Biggest CU Win:	12-0 ⁽¹⁹⁰⁰⁾ , 19-7 ⁽²⁰⁰⁷⁾			
Date	Site	W-L	CU	Op
5/11/1899	A	W	11	3
5/20/1899	H	W	11	3
5/7/1900	H	W	12	0
4/3/1911	H	W	6	3
4/28/1911	A	W	6	1
4/3/1912	H	W	6	0
3/7/2001	H	W	5	3
3/1/2002	A	W	14	6
3/6/2002	H	W	12	1
3/5/2003	H	W	6	2
3/18/2003	A	W	7	6
3/5/2004	A	W	15	4
5/12/2004	H	W	19	8
5/17/2005	H	W	8	5
6/4/2005	\$ H	W	6	0
3/3/2006	A	W	6	0
5/16/2006	H	W	1	0
5/15/2007	H	W	19	7
2/29/2008	A	W	7	6
5/13/2008	H	W	12	6

\$ - NCAA Regional

Charlotte

Overall:	8-2			
at Clemson:	5-2			
at Doug Kingsmore Stadium:	5-2			
at Charlotte:	3-0			
One-Run Games:	1-2			
Extra-Inning Games:	1-0			
Under Jack Leggett :	2-1			
Longest CU Win Streak:8 (1985-00)			
Longest CHA Win Streak:1 (1985,04)			
Biggest CU Win:	25-1 (1987)			
Biggest CHA Win:	4-3 (1985), 5-4 (2004)			
Date	Site	W-L	CU	Op
2/28/1985	H	L	3	4
3/9/1985	A	W ⁽¹⁰⁾	4	3
4/24/1986	H	W	9	7
3/31/1987	A	W ⁽⁷⁾	25	1
2/24/1988	H	W	23	6
3/5/1988	A	W	9	4
5/13/1993	H	W	12	5
2/26/1998	H	W	11	7
3/22/2000	H	W	14	2
2/24/2004	H	L	4	5

Coastal Carolina

Overall:.....	37-6			
at Clemson:.....	27-4			
at Doug Kingsmore Stadium:.....	27-4			
at Coastal Carolina:.....	10-2			
NCAA Tournament Games:.....	2-0			
One-Run Games:.....	7-1			
Extra-Inning Games:.....	2-0			
Under Jack Leggett :.....	24-4			
Longest CU Win Streak:.....	20 ⁽¹⁹⁹⁰⁻⁹⁹⁾			
Longest CCU Win Streak:.....	1 ^(6 times)			
Biggest CU Win:.....	19-1 ⁽²⁰⁰²⁾			
Biggest CCU Win:.....	11-2 ⁽¹⁹⁹⁰⁾			
Date	Site	W-L	CU	Op
2/15/1986	A	W	12	5
2/16/1986	A	L	3	9
3/27/1988	H	W	8	4
3/28/1988	H	W	7	3
2/18/1989	A	W	22	5
2/19/1989	A	W	6	5
3/27/1990 ⁽¹⁾	H	L ⁽⁷⁾	2	11
3/27/1990 ⁽²⁾	H	W ⁽⁷⁾	1	0
3/19/1991	A	W	23	7
3/20/1991	A	W	10	3
3/21/1991	A	W	11	7
3/9/1992	H	W	2	1
3/10/1992	H	W	12	2
3/9/1993	H	W ⁽¹⁾	6	5
3/10/1993	H	W	8	3
5/10/1994	A	W	9	7
5/11/1994	A	W	8	0
4/18/1995	H	W	5	1

4/19/1995	H	W	7	2
3/1/1996	H	W	11	3
3/2/1996	H	W	8	7
3/3/1996	H	W	13	4
3/7/1997	H	W	17	
3/8/1997	H	W	22	11
3/9/1997	H	W	13	3
3/10/1998	H	W	17	3
3/10/1999	H	W	14	6
5/8/1999	H	L	2	4
3/1/2000	H	W	4	3
4/10/2001	H	L	5	10
4/11/2001	H	W ⁽¹¹⁾	8	7
3/26/2002	H	W	19	1
3/27/2002	H	W	6	2
4/15/2003	H	L	1	5
4/16/2003	H	W	7	3
3/16/2004	H	W	9	4
2/19/2005	A1	L	2	3
3/29/2005	H	W	14	5
3/30/2005	H	W	8	1
3/7/2007	H	W	4	0
6/3/2007	\$ A1	W	11	8
6/4/2007	\$ A1	W	15	3
3/18/2008	H	W	9	6

\$ - NCAA Regional; A1 - Myrtle Beach, SC

Duke

Overall:	115-61-2			
at Clemson:	59-23-1			
at Doug Kingsmore Stadium:	40-5			
at Duke:	46-26-1			
at Neutral:	10-12			
ACC Regular-Season Games:	91-31-2			
ACC Tournament Games:	8-3			
One-Run Games:	16-21			
Extra-Inning Games:	3-3-1			
Under Jack Leggett :	35-11-1			
Longest CU Win Streak:	14 (1985-90)			
Longest DUK Win Streak:	5 (1908-09)			
Biggest CU Win:	25-6 (1978)			
Biggest DUK Win: ...	14-3 (1910,42), 11-0 (1954)			
Date	Site	W-L	CU	Op
5/7/1904	N1	W	15	8
4/12/1905	H	W ⁽¹⁾	4	3
4/12/1906	H	W	13	4
5/4/1906	N2	L	0	7
5/3/1907	N2	L	4	5
5/4/1907	N2	W	3	0
5/1/1908	N2	L	3	5
5/2/1908	N3	L	0	1
4/21/1909	H	L	7	8
4/24/1909 ⁽¹⁾	N4	L	1	4
4/24/1909 ⁽²⁾	N4	L	0	1
4/8/1910	H	W	2	1
4/9/1910	H	L	3	14
4/27/1911 ⁽¹⁾	N5	L	0	7
4/27/1911 ⁽²⁾	N5	L	5	9
4/27/1916	A	W	16	6
4/28/1916	A	L	4	5
5/8/1916	H	W	3	0
5/9/1916	H	W	13	3
4/14/1919	H	L	2	8
4/15/1919	H	L ⁽¹²⁾	1	3
4/12/1923	H	L	0	9
5/7/1926	H	W	10	3
3/30/1934	H	L	6	7
3/31/1934	H	W	10	5
4/1/1935 ⁽¹⁾	A	L	8	12
4/1/1935 ⁽²⁾	A	W ⁽⁷⁾	3	0
3/25/1942	H	L	3	5
3/26/1942	H	L	3	14
3/28/1947	H	W	10	9
3/29/1947	H	L	11	13
3/24/1948	H	L	3	5
3/25/1948	H	L	2	3
3/30/1949	H	W	13	3
3/31/1949	H	L	16	18
3/29/1950	H	L	8	9
3/30/1950	H	W	17	6
4/26/1951	A	W	4	3

5/19/1951	N6	L	0 5
3/28/1952	H	L	8 14
3/29/1952	H	W	10 9
4/14/1952	A	L	2 6
3/26/1953	H	L	4 5
4/23/1954	* A	W	5 4
4/24/1954	* A	L	0 11
3/29/1955	* N1	W	5 3
4/22/1955	* A	L	3 10
3/26/1956	* H	T	11 11
4/20/1956 ⁽¹⁾	* A	L	0 6
4/20/1956 ⁽²⁾	* A	L	3 8
4/9/1957	* H	L	2 6
4/19/1957	* A	L	2 6
5/1/1958	* A	W	8 1
5/12/1958	* A	L	1 7
4/30/1959	* A	W	12 7
5/1/1959	* A	W	10 0
5/3/1960	* H	W	6 1
5/4/1960	* H	W	4 2
4/7/1961	* H	L	5 8
5/6/1961	* A	L	1 3
4/10/1962	* H	L	3 4
5/5/1962	* A	L	3 7
4/27/1963	* A	W	5 1
5/3/1963	* H	W	5 4
4/24/1964	* A	W	5 3
4/23/1965	* H	W	10 2
5/7/1965	* A	W	8 0
4/2/1966	* H	W	11 0
4/15/1967	* A	L	3 10
5/5/1967	* H	W	4 0
5/11/1968 ⁽¹⁾	* A	W	5 3
5/11/1968 ⁽²⁾	* A	L	0 7
4/7/1969	* A	L	6 13
5/10/1969 ⁽¹⁾	* H	W	8 5
5/10/1969 ⁽²⁾	* H	W	7 2
4/5/1970	* H	W	3 1
5/16/1970 ⁽¹⁾	* A	L	1 2
5/16/1970 ⁽²⁾	* A	L	1 2
4/4/1971	* H	W	5 4
5/12/1971	* A	W	5 2
4/17/1973 ⁽¹⁾	* A	W	9 7
4/17/1973 ⁽²⁾	* A	W	4 3
3/31/1974	* H	W	18 1
4/12/1974 ⁽¹⁾	* H	W	14 3
4/12/1974 ⁽²⁾	* H	W	8 1
4/8/1976	* A	W	20 7
4/9/1976	* A	L	1 10
3/5/1977	* H	W	6 0
3/20/1978	* A	W	25 6
3/21/1978	* A	W	15 10
4/23/1978	+ H	W	13 0
3/14/1979	* H	W	13 1
3/15/1979	* H	W	6 4
3/12/1981	* H	W	7 4
3/13/1981	* H	W	8 7
4/23/1981	+ N7	L	0 1
4/25/1981	+ N7	W	9 2
3/19/1982	* A	W	5 3
4/21/1982	+ N7	W	10 9
3/6/1983	* H	W	9 2
3/7/1983	* H	W	4 3
4/24/1983	+ N7	W	14 7
3/3/1984	* A	W	11 4
3/4/1984	* A	W	7 1
4/18/1984	+ N8	L	5 8
3/5/1985	* H	W	5 0
3/6/1985	* H	W	11 2
4/5/1986	* A	W	6 1
4/6/1986	* A	W	15 1
4/12/1987	* A	W	6 3
4/18/1987	* H	W	12 4
4/19/1987	* H	W	6 3
5/7/1987 ⁽¹⁾	* A	W	10 8
5/7/1987 ⁽²⁾	* A	W	14 5
4/9/1988 ⁽¹⁾	* A	W	10 3
4/9/1988 ⁽²⁾	* A	W	10 3
4/15/1988	* H	W	11 3
5/11/1988	+ N9	W	9 1
3/4/1990 ⁽¹⁾	* A	W	12 9
3/4/1990 ⁽²⁾	* A	L	3 4

5/12/1990	+	N9	W	13	3
5/5/1991	*	H	W	17	4
5/6/1991	*	H	W ⁽⁷⁾	3	2
5/7/1991	*	H	W	6	4
3/17/1992	*	A	W	15	7
3/18/1992	*	A	W	9	1
3/19/1992	*	A	L	1	2
2/27/1993	*	H	L	6	7
2/28/1993	*	H	W	16	7
3/1/1993	*	H	L	4	13
5/15/1993	+	N9	W	4	2
4/15/1994	*	A	W	7	6
4/16/1994	*	A	L	7	8
4/17/1994	*	A	W	7	0
3/10/1995	*	H	W	10	0
3/11/1995	*	H	W	8	4
3/12/1995	*	H	W	9	1
3/16/1996 ⁽¹⁾	*	A	L ⁽⁷⁾	4	7
3/16/1996 ⁽²⁾	*	A	L ⁽⁷⁾	0	2
3/17/1996	*	A	W	7	2
5/16/1996	+	N7	W	6	1
4/11/1997	*	H	W	11	1
4/12/1997	*	H	L ⁽¹⁰⁾	3	4
4/13/1997	*	H	W	14	2
4/11/1998 ⁽¹⁾	*	A	W	8	2
4/11/1998 ⁽²⁾	*	A	L	6	7
4/12/1998	*	A	L	2	6
4/16/1999	*	H	W	18	1
4/17/1999	*	H	L ⁽¹⁰⁾	3	5
4/18/1999	*	H	W	7	5
4/21/2000	*	A	W	8	5
4/22/2000	*	A	W	8	5
4/23/2000	*	A	W	12	8
4/13/2001	*	H	W	10	2
4/14/2001	*	H	W	10	1
4/15/2001	*	H	W	6	4
4/19/2002	*	A	W	5	3
4/20/2002	*	A	W	4	1
4/21/2002	*	A	W	2	1
5/4/2003	*	H	W	7	6
5/5/2003	*	H	L	6	7
5/6/2003	*	H	W	13	2
5/23/2003	+	N10	L	4	7
5/20/2004	*	A	W	10	1
5/21/2004	*	A	L	1	2
5/22/2004	*	A	W	9	6
4/8/2005	*	H	W	9	3
4/9/2005	*	H	W	11	6
4/10/2005	*	H	W	16	6
5/8/2006 ⁽¹⁾	*	A	W	7	4
5/8/2006 ⁽²⁾	*	A	W	14	0
5/9/2006	*	A	W	8	2
3/16/2007	*	H	W	6	4
3/17/2007	*	H	W	7	2
3/18/2007	*	H	W	9	6
4/18/2008	*	A	W	7	4
4/19/2008	*	A	L	1	10
4/20/2008	*	A	T ⁽¹⁰⁾	6	8

5/7/2003		H	L	2	11
3/23/2004		H	W	10	6
3/24/2004		H	L	1	7
4/26/2005		H	W	9	6
3/21/2006		H	W	5	3
3/22/2006		H	W	7	4
6/3/2006	\$	H	W	13	3
4/24/2007		H	L	12	13
3/25/2008		H	W	5	4
3/26/2008		H	W	2	1

\$ - NCAA Regional

Florida State

Overall:	49-61-1
at Clemson:	25-18
at Doug Kingsmore Stadium:	23-14
at Florida State:	12-32-1
at Neutral:	12-11
ACC Regular-Season Games:	25-26
ACC Tournament Games:	8-10
NCAA Tournament Games:	4-2
One-Run Games:	13-13
Extra-Inning Games:	2-4-1
Under Jack Leggett:	25-34
Longest CU Win Streak:	6 ⁽¹⁹⁹²⁻⁹³⁾
Longest FSU Win Streak:	9 ⁽²⁰⁰¹⁻⁰²⁾
Biggest CU Win:	24-2 ⁽¹⁹⁵⁹⁾
Biggest FSU Win:	20-3 ⁽¹⁹⁷²⁾

Date	Site	W-L	CU	Op	
6/7/1958	\$ N1	W ⁽¹⁰⁾	8	5	
6/5/1959	\$ N1	W	24	2	
6/6/1959	\$ N1	W	5	0	
3/30/1962	A	L	8	14	
4/19/1962	H	W	14	11	
3/21/1963	A	L	7	10	
3/22/1963	A	W	12	7	
3/23/1963	A	L	3	12	
3/19/1964	A	L	5	8	
3/20/1964	A	W	8	5	
3/21/1964	A	L	6	12	
4/26/1965	H	W	9	8	
4/27/1965 ⁽¹⁾	H	L	11	13	
4/27/1965 ⁽²⁾	H	L ⁽⁵⁾	3	16	
5/23/1966	A	L	5	11	
5/24/1966	A	L	3	4	
5/25/1966	A	W	4	3	
6/2/1967	\$ N1	L	3	5	
6/3/1967	\$ N1	W	6	4	
4/19/1969 ⁽¹⁾	H	L	2	6	
4/19/1969 ⁽²⁾	H	L	1	3	
4/17/1971 ⁽¹⁾	H	W ⁽⁷⁾	11	0	
4/17/1971 ⁽²⁾	H	W	12	7	
4/18/1971	H	W	3	2	
3/10/1972	A	L	7	11	
3/11/1972	A	L	3	6	
3/12/1972	A	L	3	20	
4/26/1973 ⁽¹⁾	H	W ⁽⁷⁾	2	1	
4/26/1973 ⁽²⁾	H	L ⁽⁷⁾	1	2	
4/27/1973	H	L	1	9	
3/8/1974	A	L	3	6	
3/9/1974	A	W	7	5	
3/10/1974	A	L	3	5	
2/28/1981	A	L	8	9	
3/1/1981	A	L	7	11	
4/1/1982	H	L	1	8	
4/2/1982	H	L ⁽⁷⁾	6	7	
3/1/1983	A	L ⁽¹⁴⁾	4	5	
3/2/1983	A	T ⁽¹⁰⁾	3	3	
3/29/1984	H	W	13	0	
3/30/1984	H	W	13	3	
5/28/1989	\$	A	L	1	8
3/27/1992	* H	W	10	4	
3/28/1992	* H	W	12	0	
3/29/1992	* H	W	14	0	
5/11/1992	+ N2	W	5	2	
5/13/1992	+ N2	W	11	0	
5/7/1993	* A	W	7	6	
5/8/1993	* A	L ⁽¹⁰⁾	3	4	
5/9/1993	* A	W	5	1	
5/16/1993	+ N2	W	6	1	
5/18/1993	+ N2	L	5	7	
5/7/1994	* H	W	5	2	

5/8/1994	* H	W	9	5
5/9/1994	* H	L	3	8
5/21/1994	+ N2	L	4	10
5/22/1994	+ N2	W	4	1
4/21/1995	* A	L	2	5
4/22/1995	* A	L	2	7
4/23/1995	* A	L	8	9
5/19/1995	+ N2	W	11	0
5/20/1995	+ N2	L	2	12
5/21/1995	+ N2	L	2	8
5/4/1996	* H	W	3	0
5/5/1996	* H	W	2	1
5/6/1996	* H	W	2	0
5/18/1996	+ N3	L	1	2
4/4/1997	* A	W	10	7
4/5/1997	* A	L	5	20
4/6/1997	* A	L ⁽¹²⁾	10	11
5/16/1997	+ N4	L	4	8
5/17/1997	+ N4	L	0	10
4/24/1998	* H	W	2	1
4/25/1998	* H	W	5	4
4/26/1998	* H	L	2	7
4/9/1999	* A	L	0	8
4/10/1999	* A	W	8	4
4/11/1999	* A	L	3	5
5/22/1999	+ N3	W	8	7
5/6/2000	* H	W	8	7
5/7/2000	* H	W	5	4
5/8/2000	* H	W	7	4
5/18/2000	+ N5	W	8	4
4/6/2001	* A	L	4	7
4/7/2001	* A	L	6	7
4/8/2001	* A	L	1	6
5/18/2001	+ N5	L	4	5
5/17/2002	* H	L	3	9
5/18/2002	* H	L	3	12
5/19/2002	* H	L	3	9
5/23/2002	+ N4	L	4	9
5/25/2002	+ N4	L	1	4
4/11/2003	* A	W	8	4
4/12/2003	* A	L	2	7
4/13/2003	* A	L	1	8
5/1/2004	* H	L	6	11
5/2/2004	* H	L	1	10
5/3/2004	* H	W	18	9
4/2/2005	* A	L	1	3
4/3/2005 ⁽¹⁾	* A	L	4	5
4/3/2005 ⁽²⁾	* A	W	7	3
5/12/2006	* H	W	9	1
5/13/2006	* H	W ⁽¹⁰⁾	4	3
5/14/2006	* H	W	11	2
5/11/2007	* A	L	1	11
5/12/2007	* A	W	7	6
5/13/2007	* A	W	11	6
5/26/2007	+ N6	W	5	1
5/3/2008	* H	L ⁽¹⁰⁾	8	9
5/4/2008	* H	L	4	13
5/5/2008	* H	L	2	4

\$ - NCAA Annual Playoffs, Regionals; * - ACC regular-season game; + - ACC Tournament; N1 - Gastonia, NC; N2 - Greenville, SC; N3 - Durham, NC; N4 - Saint Petersburg, FL; N5 - Fort Mill, SC; N6 - Jacksonville, FL
--

Furman

Overall:.....	134-57-4			
at Clemson:.....	75-26-1			
at Doug Kingsmore Stadium:.....	25-4			
at Furman:.....	50-28-2			
at Neutral:.....	9-3-1			
NCAA Tournament Games:.....	2-0			
One-Run Games:.....	24-22			
Extra-Inning Games:.....	9-5-3			
Under Jack Leggett :.....	14-4			
Longest CU Win Streak:.....	29 ⁽¹⁹⁸⁵⁻⁰²⁾			
Longest FUR Win Streak:.....	7 ⁽¹⁹²⁴⁻²⁶⁾			
Biggest CU Win:.....	21-1 ⁽¹⁹⁹¹⁾			
Biggest FUR Win:.....	10-2 ⁽¹⁹⁰⁷⁾			
Date	Site	W-L	CU	Op
4/24/1896	H	L	13	20

5/9/1896	A	L	11	14
4/16/1898	A	L	2	5
4/23/1898	H	W	14	3
5/14/1898	H	L	14	15
4/14/1900	A	W	5	1
5/9/1902	A	W	11	3
4/9/1904	H	L	1	2
5/5/1905	A	L	1	8
5/10/1905	H	L	1	2
5/19/1905	A	L	6	8
4/7/1906	H	L	6	7
4/27/1906	N1	W	11	5
5/5/1906	A	L	3	4
4/26/1907	N1	L	2	10
5/11/1907	A	W	11	8
4/11/1908	H	W	11	1
4/24/1908	N1	W	8	2
4/10/1909	A	W	7	6
4/30/1909	N1	L	5	6
4/22/1910	H	W	5	0
4/23/1910	H	W ⁽¹¹⁾	3	2
4/7/1911	A	W	4	0
5/1/1911	A	W	6	4
4/19/1912	H	W	8	3
4/8/1913	A	W	9	3
4/26/1913	H	W	4	0
4/18/1914	H	W	5	1
4/21/1914	A	L	9	10
5/9/1914	A	W	5	1
3/26/1915	N2	W	3	2
4/3/1915	H	W	10	2
5/15/1915	A	W	10	1
5/17/1915	N1	W	8	2
5/18/1915	N1	W	5	3
4/19/1916	A	L	3	4
4/25/1916	N2	T ⁽¹⁷⁾	0	0
4/10/1917	H	W	15	1
5/20/1918	A	W	8	3
5/9/1918	H	W ⁽⁸⁾	7	0
3/25/1919	H	L	0	2
4/10/1920	A	L ⁽¹²⁾	4	5
4/13/1921	H	L	1	4
4/20/1921	A	L	1	2
4/15/1922	A	L	1	8
5/11/1922	H	L	0	4
3/30/1923	H	W	8	0
3/31/1923	A	W	3	0
4/14/1923	A	W	6	1
4/30/1923	H	T ⁽¹³⁾	3	3
4/15/1924	A	L	1	4
4/22/1924	N2	L	4	11
5/3/1924	H	L	3	7
4/11/1925	H	L	3	7
4/22/1925	A	L	4	7
3/25/1926	H	L	5	9
3/27/1926	A	L	1	2
4/27/1927	H	W	6	5
5/12/1927	A	L ⁽¹⁰⁾	1	2
4/30/1928	A	W ⁽¹⁰⁾	8	6
5/9/1928	H	W	7	2
4/20/1929	A	W	10	3
4/27/1929	H	W	6	1
4/15/1930	A	W	4	3
4/22/1930	H	W	7	6
3/27/1933	H	W ⁽⁸⁾	5	4
3/28/1933	H	L ⁽⁶⁾	9	11
4/13/1933	A	L	4	6
4/14/1933	H	W	4	1
5/1/1933	A	W	9	8
5/2/1933	H	L ⁽⁷⁾	1	4
4/5/1934	H	L	7	8
4/21/1934	A	L	7	8
4/24/1935	A	T ⁽¹⁰⁾	4	4
5/7/1935 ⁽¹⁾	H	W	3	2
5/7/1935 ⁽²⁾	H	W ⁽⁷⁾	1	0
4/16/1937	H	L	2	5
5/10/1937	A	W	14	8
4/28/1938	A	L	7	14
5/11/1938	H	L	4	6
5/12/1939	A	W	9	7
5/13/1939	H	W	8	4
4/18/1940	A	T	13	13

5/1/1940	H	W	16	9
4/11/1941	H	W	9	0
4/18/1941	A	L	5	7
4/27/1942	A	L ⁽¹⁰⁾	11	12
5/6/1942	H	L	1	7
4/8/1943	A	W	21	4
4/15/1943	H	W	13	12
4/29/1943	H	W	8	2
4/23/1946	A	W	4	2
5/13/1946	H	W	2	1
5/5/1947	H	W	19	7
5/6/1947	A	L	4	7
5/13/1947	H	W	9	6
5/14/1947	A	W	13	3
4/19/1948	H	W	7	6
4/28/1948	A	L	8	11
5/3/1948	H	L	1	3
5/10/1948	A	W	5	4
4/19/1949	H	W	9	6
4/27/1949	A	W	16	3
5/2/1949	H	W ⁽¹⁰⁾	6	5
5/10/1949	A	W ⁽¹²⁾	4	3
4/18/1950	H	W	12	0
4/26/1950	A	W	10	3
5/1/1950	H	W	21	6
5/9/1950	A	W	11	7
4/17/1951	H	W	26	13
4/25/1951	A	W	10	8
4/30/1951	H	W	6	1
5/8/1951	A	W	12	2
4/23/1952	H	W	4	2
4/29/1952	A	L ⁽¹⁵⁾	4	5
5/5/1952 ⁽¹⁾	H	W ⁽¹⁰⁾	12	11
5/5/1952 ⁽²⁾	H	W ⁽⁷⁾	5	4
4/8/1953	A	W	15	1
4/22/1953	H	W ⁽¹⁴⁾	13	12
4/25/1953	A	L ⁽⁷⁾	4	6
5/11/1953	N2	W	3	1
4/8/1954	A	W	5	2
5/12/1954	H	L	9	13
4/19/1955	A	W	7	2
5/14/1955	H	L	7	8
4/9/1956	A	L	4	5
5/3/1956	H	W	4	2
4/6/1957	H	W	6	3
5/1/1957	A	L	3	5
3/27/1958	A	W	9	1
5/8/1958	H	W	11	6
4/4/1959	A	W	6	4
5/8/1959	H	W	10	1
5/13/1960	H	L	4	6
5/14/1960	A	L ⁽¹¹⁾	3	4
4/11/1961	H	W	14	9
5/15/1961	A	L ⁽⁶⁾	4	5
5/2/1962	H	W	7	3
5/15/1962	A	W	11	1
5/7/1963	A	W	6	5
5/15/1963	H	W	11	6
5/6/1964	A	W	1	0
5/13/1964	H	L	9	10
4/6/1965	H	W	11	9
5/15/1965	A	W	4	3
4/25/1966	H	W	18	6
5/17/1966	A	W	6	3
4/5/1967	A	W	7	3
4/17/1967	H	W	6	5
3/26/1968	H	W	20	4
4/11/1968	A	W	12	4
4/1/1969	H	W	12	5
4/26/1969	A	W	10	3
5/21/1976	\$ N3	W	13	2
5/24/1976	\$ N3	W	6	2
3/10/1983	H	W	8	2
3/22/1983	A	W	11	2
4/10/1984	H	L	7	9
3/25/1985	A	W	19	10
5/13/1985	H	W	13	1
4/1/1986	A	W	9	7
4/16/1986	H	W	6	3
4/6/1987	H	W	4	1
3/2/1988	H	W	15	3
3/23/1988	A	W	12	3



Game Results vs. 2009 Opponents

5/9/1917	A	L	2	8	5/12/1966	H	T ⁽⁸⁾	3	3	4/17/2001	H	W	10	4	3/29/1930	A	L	1	4	4/28/1990	* H	L	3	8	
4/23/1918	H	W	6	5	4/10/1967	H	L	1	4	4/9/2002	A	L	4	5	4/5/1935	H	W	4	0	4/29/1990	* A	W	17	10	
4/24/1918	H	L	0	2	5/3/1967	A	W	2	1	4/10/2002	H	W	6	5	4/26/1935	A	W	10	2	4/26/1991	* H	W ⁽¹⁰⁾	9	8	
4/7/1919	A	L	0	1	3/2/1968	H	W ⁽¹¹⁾	3	2	3/26/2003	H	W	7	3	4/27/1935 ⁽¹⁾	A	L	0	6	4/27/1991	* A	W	8	0	
4/10/1919	A	L	0	9	5/6/1968	A	W ⁽¹⁰⁾	3	2	4/22/2003	A	L	3	9	4/27/1935 ⁽²⁾	A	L ⁽⁷⁾	1	2	4/28/1991	* H	L	6	11	
4/23/1919	H	L	6	7	3/30/1969	H	W	10	1	3/30/2004	A	W	6	2	4/24/1943	A	W	5	4	5/13/1991	+ N4	W	6	5	
4/24/1919	H	T ⁽¹¹⁾	2	2	4/9/1969	A	W	16	11	3/31/2004	H	W	19	4	5/7/1943	H	L	6	14	5/14/1991	+ N4	W	24	8	
4/2/1920	H	L	2	6	4/15/1970	H	W	4	1	6/5/2004	\$	A	L	3	6	5/8/1943	H	W ⁽¹⁰⁾	11	10	4/24/1992	* A	L	2	6
4/3/1920	H	L	0	3	5/6/1970	A	L ⁽¹²⁾	10	11	6/6/2004 ⁽¹⁾	\$	A	W	10	9	4/15/1955	A	L	4	6	4/25/1992	* A	L ⁽¹⁰⁾	6	7
5/14/1920	A	L	1	5	4/7/1971	A	W	8	4	6/6/2004 ⁽²⁾	\$	A	L ⁽¹⁰⁾	6	7	4/16/1955	A	W	8	4	4/26/1992	* A	W	5	4
5/15/1920	A	L	0	8	4/14/1971	H	W	10	3	4/5/2005	A	L	10	11	4/18/1956	H	L	6	21	5/12/1992	+ N4	W	5	4	
3/25/1921	H	L ⁽¹⁰⁾	1	2	4/12/1972	A	W	12	4	4/6/2005	H	L	1	4	4/25/1956	A	L	1	2	4/23/1993	* H	L	0	11	
3/26/1921	H	L	2	10	4/18/1972	A	W	12	3	3/28/2006	A	L ⁽¹⁰⁾	11	12	5/6/1957	A	W	5	0	4/24/1993	* H	L	5	10	
4/6/1922	A	L	1	2	5/2/1972	H	W	4	0	3/29/2006	H	W	10	7	5/7/1957	H	W ⁽¹⁰⁾	7	6	4/25/1993	* H	L	0	6	
4/7/1922	A	L	1	2	4/5/1973	H	W	12	3	4/3/2007	A	W	4	2	4/8/1958	A	L	1	8	5/17/1993	+ N4	W	9	8	
4/6/1923	H	L	2	6	4/11/1973	A	W	6	5	4/4/2007	H	W	11	10	6/4/1959	\$	N1	W	9	6	5/13/1994	* A	W ⁽¹⁰⁾	9	8
4/7/1923	H	W	2	1	4/23/1973	H	L	5	7	4/1/2008	A	L	3	11	3/31/1960	H	W	10	0	5/14/1994	* A	L	4	20	
3/28/1924	H	L	5	19	4/2/1974	H	W	3	0	4/2/2008	H	L	4	6	5/2/1961	A	W	15	5	5/15/1994	* A	W	7	4	
3/29/1924	H	L	4	11	4/10/1974	A	L	4	5	\$ - NCAA Regional; N1 - Anderson, SC; N2 - Gainesville, GA; N3 - Elberton, GA; N4 - Thomson, GA															
3/30/1925	A	L	1	7	4/16/1974	H	W	6	3																
3/31/1925	A	L	0	6	3/23/1975	A	W	11	1																
3/28/1927	H	L	7	10	4/15/1975	H	W	10	1																
3/29/1927	H	L	8	10	3/8/1976	A	L	3	4																
4/22/1927	A	L	4	8	4/6/1976	H	W	5	2																
4/23/1927	A	L	0	9	4/14/1976	A	W	10	3																
3/22/1929	A	L	3	5	3/3/1977	A	W	2	1																
3/23/1929	A	L	2	4	4/6/1977	H	W	2	0																
4/5/1929	H	L	3	4	4/5/1978 ⁽¹⁾	A	W ⁽⁷⁾	11	6																
4/6/1929	H	W	9	7	4/5/1978 ⁽²⁾	A	L ⁽⁷⁾	5	6																
3/24/1932	H	L	3	4	2/28/1979	H	W	12	2																
3/25/1932	H	L	8	11	4/16/1979	A	L	14	15																
3/24/1933	H	L	11	14	2/27/1980	H	W	22	7																
5/7/1934	N2	W	5	2	3/1/1980	A	W	8	5																
5/8/1934	N2	L	3	4	3/5/1981	A	W	19	16																
4/12/1935	A	L	0	2	3/31/1981	H	L	2	3																
4/13/1935	A	W	4	3	4/8/1981	A	L	20	22																
4/19/1935	H	W	7	2	3/2/1982	H	L	3	7																
4/20/1935	H	W	6	4	4/6/1982	A	L	10	11																
4/3/1936 ⁽¹⁾	H	L ⁽⁷⁾	0	6	4/13/1982	H	L	5	8																
4/3/1936 ⁽²⁾	H	L	3	8	4/6/1983	A	W	13	7																
5/8/1936	A	L	2	6	4/12/1983	A	L	5	11																
5/9/1936	A	W	5	4	4/27/1983	H	W	6	3																
4/2/1937	H	L	1	13	3/11/1984	H	L	6	9																
4/3/1937	H	W	3	2	4/24/1984	A	L	11	14																
5/3/1937	A	W	11	9	4/25/1984	H	W	5	2																
5/4/1937	A	W	6	1	3/26/1985	A	L	11	14																
4/8/1938	A	L	11	14	4/24/1985	A	L	4	11																
4/19/1938	H	L	5	7	4/30/1985	H	L	3	4																
4/3/1939	A	L	0	6	4/2/1986	H	W	5	4																
4/4/1939	A	L	4	27	4/9/1986	A	L	6	13																
4/10/1939	H	L	7	11	4/10/1986	H	W	18	2																
4/8/1941	H	L	7	12	4/1/1987	H	W	3	2																
4/15/1941	A	L	2	3	4/2/1987	A	L	7	11																
5/6/1941	N3	W	8	6	2/25/1988	H	W	13	12																
4/7/1942	A	L	6	13	3/22/1988	A	L	7	8																
4/14/1942	H	W ⁽¹²⁾	9	8	4/18/1989	A	L	5	6																
4/20/1943	A	W	8	1	4/25/1989	H	W ⁽¹²⁾	3	2																
5/1/1943	H	W	20	8	3/28/1990	A	L	8	9																
4/5/1946	H	W	23	0	4/9/1991	H	W	4	3																
4/6/1946	H	L	9	16	4/10/1991	A	W	9	1																
4/12/1946	N4	L ⁽¹¹⁾	8	9	4/24/1991	H	W	11	8																
4/13/1946	A	W	10	6	3/31/1992	A	W	8	4																
4/17/1947	H	W	7	2	4/1/1992	H	L	2	3																
4/21/1947	A	L	7	8	4/22/1992	A	W	9	1																
4/12/1948	A	L	2	5	3/31/1993	A	W	6	2																
4/4/1949	H	L	6	12	4/14/1993	H	W	8	6																
4/12/1950	A	L	5	8	5/11/1993	H	L	2	4																
4/17/1950	H	W	7	3	3/9/1994	A	W	9	2																
3/30/1959	A	W	8	2	4/5/1994	H	W	6	3																
4/28/1959	H	W	2	1	4/19/1994	A	W	10	6																
4/2/1960	H	W	11	10	4/5/1995	A	L	7	8																
4/25/1960	A	L	1	4	4/11/1995	H	W	5	4																
4/4/1961	A	W	5	3	4/2/1996	H	W	5	4																
3/20/1962	A	L	2	10	4/16/1996	A	L	2	6																
4/3/1962	H	W	6	3	4/1/1997	A	L	2	3																
4/8/1963	H	L	6	11	3/31/1998	H	W ⁽¹⁰⁾	5	4																
4/10/1963	A	L	2	5	4/22/1998	A	W	9	2																
4/9/1964	A	W	11	9	3/23/1999	H	W	17	5																
4/11/1964	H	L	8	10	3/30/1999	A	W	7	6																
3/20/1965	A	L	0	2	3/29/2000	A	L	6	10																
4/12/1965	H	L	4	8	4/11/2000	H	W	9	7																
4/19/1966	A	W	17	9	3/28/2001	A	L	4	8																

4/9/2002	A	L	4	5	3/29/1930	A	L	1	4	4/28/1990	* H	L	3	8	
4/10/2002	H	W	6	5	4/5/1935	H	W	4	0	4/29/1990	* A	W	17	10	
3/26/2003	H	W	7	3	4/26/1935	A	W	10	2	4/26/1991	* H	W ⁽¹⁰⁾	9	8	
4/22/2003	A	L	3	9	4/27/1935 ⁽¹⁾	A	L	0	6	4/27/1991	* A	W	8	0	
3/30/2004	A	W	6	2	4/27/1935 ⁽²⁾	A	L ⁽⁷⁾	1	2	4/28/1991	* H	L	6	11	
3/31/2004	H	W	19	4	4/24/1943	A	W	5	4	5/13/1991	+ N4	W	6	5	
6/5/2004	\$	A	L	3	6	5/7/1943	H	L	6	14	5/14/1991	+ N4	W	24	8
6/6/2004 ⁽¹⁾	\$	A	W	10	9	5/8/1943	H	W ⁽¹⁰⁾	11	10	4/24/1992	* A	L	2	6
6/6/2004 ⁽²⁾	\$	A	L ⁽¹⁰⁾	6	7	4/15/1955	A	L	4	6	4/25/1992	* A	L ⁽¹⁰⁾	6	7
4/5/2005	A	L	10	11	4/16/1955	A	W	8	4	4/26/1992	* A	W	5	4	
4/6/2005	H	L	1	4	4/18/1956	H	L	6	21	5/12/1992	+ N4	W	5	4	
3/28/2006	A	L ⁽¹⁰⁾	11	12	4/25/1956	A	L	1	2	4/23/1993	* H	L	0	11	
4/3/2007	A	W	4	2	5/6/1957	A	W	5	0	4/24/1993	* H	L	5	10	
4/4/2007	H	W	11	10	5/7/1957	H	W ⁽¹⁰⁾	7	6	4/25/1993	* H	L	0	6	
4/1/2008	A	L	3	11	4/8/1958	A	L	1	8	5/17/1993	+ N4	W	9	8	
4/2/2008	H	L	4	6	6/4/1959	\$	N1	W	9	6	5/13/1994	* A	W ⁽¹⁰⁾	9	8
\$ - NCAA Regional; N1 - Anderson, SC; N2 - Gainesville, GA; N3 - Elberton, GA; N4 - Thomson, GA															
Georgia Tech															
Overall: 98-96-3															
at Clemson: 41-21-1															
at Doug Kingsmore Stadium: ..31-14															
at Georgia Tech:..... 40-68-2															
at Neutral:.....17-7															
ACC Regular-Season Games: ..42-36															
ACC Tournament Games:.....14-9															
NCAA Tournament Games:.....3-0															
One-Run Games:22-19															
Extra-Inning Games:.....11-6															
Under Jack Leggett:.....32-26															
Longest CU Win Streak:.....8 ⁽¹⁹⁷⁴⁻⁷⁸⁾															
Longest GAT Win Streak:..13 ⁽¹⁹¹²⁻²²⁾															
Biggest CU Win: 24-4 ⁽¹⁹⁹⁸⁾															
Biggest GAT Win: 22-4 ⁽²⁰⁰⁶⁾															
Date	Site	W-L	CU	Op											
4/12/1902	A	L	4	12											
4/11/1903	A	W	5	1											
4/22/1904	A	W	4	1											
4/23/1904	A	L	3	4											
5/14/1904	H	W	11	1											
4/22/1905 ⁽¹⁾	A	L	4	5											
4/22/1905 ⁽²⁾	A	W	5	3											
3/24/1906	A	L	1	3											
4/30/1906	H	L	0	6											
4/5/1907	A	L	2	4											
4/6/1907															

Maryland

Overall:	109-38
at Clemson:	61-6
at Doug Kingsmore Stadium:	51-1
at Maryland:	37-28
at Neutral:	11-4
ACC Regular-Season Games:	96-35
ACC Tournament Games:	12-0
One-Run Games:	19-13
Extra-Inning Games:	8-3
Under Jack Leggett:	40-7
Longest CU Win Streak:	17 ⁽¹⁹⁸³⁻⁸⁹⁾
Longest UMD Win Streak:	5 ⁽¹⁹⁵⁰⁻⁵⁵⁾
Biggest CU Win:	22-4 ⁽¹⁹⁹³⁾
Biggest UMD Win:	20-5 ⁽¹⁹⁸⁰⁾
Date	Site	W-L CU Op
4/3/1923	H	W 6 2
5/27/1950	N1	L 2 3
5/8/1954 ⁽¹⁾	* A	L 2 3
5/8/1954 ⁽²⁾	* A	L 0 3
4/12/1955 ⁽¹⁾	* H	L 4 18
4/12/1955 ⁽²⁾	* H	L ⁽⁷⁾ 2 11
4/2/1956	* A	W ⁽¹⁰⁾ 6 4
3/30/1957	* H	W 6 3
5/10/1957	* A	L 2 4
4/5/1958	* H	W 6 2
4/15/1958	* A	W 13 4
3/28/1959	* N2	W 9 2
4/14/1959	* A	L 3 7
4/9/1960	* H	L 5 20
4/1/1961	* H	W 9 8
4/21/1961	* A	L 7 9
4/7/1962	* H	W 3 2
4/14/1962	* A	W 3 2
4/15/1963	* A	L 1 2
4/16/1963	* A	W ⁽¹³⁾ 7 3
3/30/1964	* H	L 3 6
3/31/1964	* H	W 11 8
4/16/1965	* A	L 1 6
4/17/1965	* A	L 1 2
4/8/1966	* H	W 11 2
4/9/1966	* H	W 12 7
5/12/1967	* A	W 2 1
5/13/1967	* A	W 8 4
4/20/1968 ⁽¹⁾	* H	W ⁽⁷⁾ 3 1
4/20/1968 ⁽²⁾	* H	L ⁽⁷⁾ 2 7
5/14/1968	* A	L 0 1
4/12/1969	* H	W 7 0
5/17/1969 ⁽¹⁾	* A	L ⁽⁷⁾ 2 3
5/17/1969 ⁽²⁾	* A	W ⁽⁷⁾ 7 5
4/18/1970	* A	L 1 5
5/9/1970 ⁽¹⁾	* H	W ⁽⁷⁾ 3 1
5/9/1970 ⁽²⁾	* H	W ⁽⁷⁾ 9 1
5/22/1970	^ N3	L 3 4
5/8/1971	* H	W ⁽¹⁰⁾ 3 2
5/9/1971	* H	W 4 1
5/16/1971	^ N3	L 0 4
5/10/1972 ⁽¹⁾	* A	L 2 3
5/10/1972 ⁽²⁾	* A	L ⁽⁷⁾ 0 3
3/16/1973	* H	W ⁽⁸⁾ 3 0
4/16/1973	* A	W 10 0
3/15/1974	* H	W 3 2
4/14/1974	* A	W 8 5
3/28/1975	* A	L 3 6
4/13/1975	* H	W 5 2
3/11/1976	* H	W 6 0
4/18/1976	* H	W 8 6
4/24/1976	+ H	W 2 1
4/25/1976	+ H	W 3 2
4/14/1977	* A	L ⁽¹⁰⁾ 9 12
4/15/1977	* A	W 9 6
4/15/1978	* H	W 17 8
4/16/1978	* H	W 8 7
4/28/1979 ⁽¹⁾	* A	W ⁽⁷⁾ 5 3
4/28/1979 ⁽²⁾	* A	L ⁽⁷⁾ 2 6
4/19/1980	* H	W 1 0
4/20/1980	* H	W 5 2
4/24/1980	+ N3	W 9 4
4/16/1981	* A	L 11 21
4/17/1981	* A	L 6 10
4/15/1982	* H	W 15 2
4/16/1982	* H	W ⁽¹³⁾ 4 3

3/20/1983 ⁽¹⁾	* A	L ⁽⁷⁾ 2 5
3/20/1983 ⁽²⁾	* A	W ⁽⁷⁾ 8 3
3/9/1984	* H	W 5 4
3/10/1984	* H	W 5 2
4/20/1984	+ N4	W 12 1
3/30/1985 ⁽¹⁾	* A	W ⁽⁷⁾ 7 1
3/30/1985 ⁽²⁾	* A	W ⁽⁷⁾ 6 0
4/17/1985	+ N5	W 17 12
3/27/1986	* H	W 23 8
3/28/1986	* H	W 9 2
5/16/1986	+ N4	W ⁽¹⁰⁾ 7 2
3/23/1987	* H	W 14 5
5/5/1987	* A	W 8 1
5/6/1987	* A	W 9 7
3/21/1988 ⁽¹⁾	* H	W ⁽⁷⁾ 6 0
3/21/1988 ⁽²⁾	* H	W ⁽⁷⁾ 5 4
5/13/1988	+ N6	W 9 0
3/18/1989	* H	W 16 3
4/16/1989 ⁽¹⁾	* A	L ⁽¹²⁾ 4 5
4/16/1989 ⁽²⁾	* A	L ⁽⁵⁾ 3 4
5/13/1989	+ N6	W 8 0
3/17/1990 ⁽¹⁾	* H	W ⁽⁷⁾ 10 1
3/17/1990 ⁽²⁾	* H	W ⁽⁷⁾ 7 1
3/18/1990	* H	W 8 1
4/19/1991	* A	W 11 4
4/20/1991	* A	W 7 2
4/21/1991	* A	W 17 2
5/11/1991	+ N6	W 13 1
3/13/1992	* H	W 15 3
3/14/1992	* H	W 10 1
3/15/1992	* H	L 9 10
4/17/1993	* A	W 6 2
4/18/1993	* N7	L 4 8
4/19/1993	* A	W 22 4
3/11/1994	* H	W 7 5
3/12/1994	* H	W 18 2
3/13/1994	* H	W 6 5
5/18/1994	+ N6	W 7 1
3/24/1995	* A	W ⁽¹²⁾ 4 3
3/25/1995	* A	W 11 3
3/26/1995	* A	W 12 2
5/17/1995	+ N6	W 10 0
3/22/1996	* H	W 4 0
3/23/1996	* H	W 7 0
3/24/1996	* H	W 16 6
3/21/1997	* A	L 1 13
3/22/1997	* A	W 17 10
3/23/1997	* A	L ⁽¹⁰⁾ 6 7
3/20/1998	* H	W 5 3
3/21/1998	* H	W 19 6
3/22/1998	* H	W 15 6
3/19/1999	* A	W 8 6
3/20/1999	* A	W 9 2
5/21/1999	+ N4	W 7 6
3/17/2000	* H	W 8 6
3/18/2000 ⁽¹⁾	* H	W 9 3
3/18/2000 ⁽²⁾	* H	W 11 2
3/16/2001	* A	W 8 6
3/17/2001	* A	W 9 6
3/18/2001	* A	W 7 0
3/29/2002	* H	W 13 6
3/30/2002	* H	W 16 7
3/31/2002	* H	W 7 2
4/19/2003 ⁽¹⁾	* A	L 6 9
4/19/2003 ⁽²⁾	* A	L 4 8
4/20/2003	* A	W 20 5
4/2/2004	* H	W 3 2
4/3/2004	* H	W 9 2
4/4/2004	* H	W 8 2
3/25/2005	* A	W 14 3
3/26/2005 ⁽¹⁾	* A	W ⁽¹³⁾ 6 4
3/26/2005 ⁽²⁾	* A	W 12 0
4/7/2006	* H	W 3 1
4/8/2006	* H	W ⁽¹¹⁾ 3 2
4/9/2006	* H	W 15 7
3/23/2007	* A	L 3 4
3/24/2007	* A	L 1 4
3/25/2007	* A	W 5 0
3/28/2008	* A	W 2 1
3/29/2008	* A	L 3 5
3/30/2008	* A	W 6 2
* - ACC regular-season game;		

^ - ACC Playoffs; + - ACC Tournament; N1 - Greensboro, NC; N2 - Orangeburg, SC; N3 - Raleigh, NC; N4 - Durham, NC; N5 - Atlanta, GA; N6 - Greenville, SC; N7 - Baltimore, MD

Miami (FL)

Overall:	22-27-1
at Clemson:	7-5
at Doug Kingsmore Stadium:	7-5
at Miami:	9-14-1
at Neutral:	6-8
ACC Regular-Season Games:	7-5
ACC Tournament Games:	2-1
NCAA Tournament Games:	3-9
One-Run Games:	4-6
Extra-Inning Games:	2-0
Under Jack Leggett:	14-15
Longest CU Win Streak:	7 ⁽²⁰⁰⁵⁻⁰⁶⁾
Longest MIA Win Streak:	5 ⁽¹⁹⁷⁸⁻⁸⁶⁾
Biggest CU Win:	14-1 ⁽²⁰⁰⁶⁾
Biggest MIA Win:	15-5 ⁽²⁰⁰⁸⁾
Date	Site	W-L CU Op
5/21/1977	\$ A	W 7 2
5/22/1977 ⁽¹⁾	\$ A	L 3 10
5/22/1977 ⁽²⁾	\$ A	W 10 9
5/19/1978	\$ A	W 8 5
5/21/1978	\$ A	L 5 7
5/19/1979	\$ A	L 1 2
5/20/1979	\$ A	L 1 4
5/31/1980	! N1	L 5 13
5/9/1986	N2	L 5 6
5/10/1986	N2	W 7 4
5/11/1986	N2	W 9 5
3/20/1987	A	W 8 2
3/21/1987	A	W 11 9
3/22/1987	A	T 10 10
4/28/1989	H	L 5 11
4/29/1989	H	L 2 10
4/30/1989	H	W 5 4
5/20/1989	N3	L 0 2
3/22/1990	A	L 2 9
3/23/1990	A	L 5 11
3/24/1990	A	L 1 2
4/29/1994	H	W 7 5
4/30/1994	H	L 3 6
5/1/1994	H	W ⁽¹²⁾ 9 8
5/12/1995	A	L 6 7
5/13/1995	A	W 7 5
5/14/1995	A	L 4 8
5/31/1996	! N1	L 3 7
6/5/1996	! N1	L 5 14
4/21/1999	N4	L 3 5
4/3/1999	N4	W 7 5
4/4/1999	N4	L 11 14
1/29/2000	N5	W 4 0
6/1/2001	¶ A	L 8 10
6/2/2001	¶ A	L 6 14
5/19/2005	* H	W 15 5
5/20/2005	* H	W 9 2
5/21/2005	* H	W 6 2
5/26/2005	+ N6	W 9 1
3/31/2006	* A	W 8 6
4/1/2006	* A	W 6 2
4/2/2006	* A	W 14 1
3/30/2007	* H	L 3 10
3/31/2007	* H	W 4 1
4/1/2007	* H	L 6 7
5/23/2007	+ N6	W ⁽¹³⁾ 5 4
4/4/2008	* A	L 4 6
4/5/2008	* A	L 5 15
4/6/2008	* A	L 6 7
5/21/2008	+ N6	L 1 7
\$ - NCAA Regional; ¶ - NCAA Super Regional; ! - College World Series; * - ACC regular-season game; + - ACC Tournament; N1 - Omaha, NE; N2 - Greenville, SC; N3 - Chapel Hill, NC; N4 - Fort Mill, SC; N5 - Lake Buena Vista, FL; N6 - Jacksonville, FL		

Michigan State (3-9-1)

Overall:	3-9-1
at Clemson:	3-9-1
One-Run Games:	0-3
Longest CU Win Streak:	1 ^(1935-50;58)
Longest MSU Win Streak:	5 ⁽¹⁹⁵⁰⁻⁵²⁾
Biggest CU Win:	5-0 ⁽¹⁹³⁵⁾
Biggest MSU Win:	18-0 ⁽¹⁹³⁶⁾
Date	Site	W-L CU Op
3/25/1935	H	W 5 0
3/30/1936	H	L 0 18
3/25/1940	H	T ⁽⁷⁾ 3 3
3/25/1941	H	L 4 5
4/1/1942	H	L 5 11
3/24/1950	H	W 14 12
3/25/1950	H	L 5 18
3/26/1951	H	L 7 8
3/27/1951	H	L 6 16
3/24/1952	H	L 3 13
3/25/1952	H	L ⁽⁸⁾ 1 5
3/24/1958	H	W ⁽⁷⁾ 7 5
4/3/1958	H	L 2 3
North Carolina		
Overall:	93-74-1
at Clemson:	44-26-1
at Doug Kingsmore Stadium:	36-12
at North Carolina:	35-36
at Neutral:	14-12
ACC Regular-Season Games:	74-55
ACC Tournament Games:	15-11
NCAA Tournament Games:	0-1
One-Run Games:	31-24
Extra-Inning Games:	10-4
Under Jack Leggett:	28-18
Longest CU Win Streak:	8 ⁽¹⁹⁷²⁻⁷⁵⁾
Longest UNC Win Streak:	4 ^(4 times)
Biggest CU Win:	20-1 ⁽¹⁹⁹⁵⁾
Biggest UNC Win:	14-0 ⁽¹⁹⁰¹⁾
Date	Site	W-L CU Op
4/6/1901	N1	L 0 14
5/8/1901	H	T ⁽⁸⁾ 2 2
3/29/1902	N1	L 5 16
4/5/1918	H	L 1 2
5/11/1940	H	L 4 10
4/9/1948	H	L 1 12
4/27/1951	A	W 4 3
4/25/1952	H	L 3 4
4/3/1953	A	L 4 5
4/30/1954	* H	W ⁽¹⁰⁾ 4 3
5/1/1954	* H	L 8 10
4/23/1955	* A	W 4 3
5/7/1955	* H	L 8 11
4/21/1956	* A	L 2 4
4/30/1956	* H	L 9 18
4/17/1957	* A	L 1 2
4/29/1957	* H	W 4 3
4/9/1958	* H	W 2 1
4/25/1958	* A	L 1 2
5/19/1958	^ N2	W 4 1
4/24/1959	* A	W 2 1
5/18/1959	^ N2	W 9 7
4/15/1960	* A	W 4 0
5/9/1960	* H	L 3 6
4/14/1961	* H	L 9 17
4/28/1961	* A	L 2 9
5/13/1961	% N3	W 7 4
4/27/1962	* A	L 5 11
5/11/1962	* H	W 11 4
4/20/1963	* H	W 8 2
5/11/1963	* A	L 4 6
4/18/1964	* A	L 3 4
5/9/1964	* H	L 5 12
4/9/1965	* H	W 6 5
4/30/1965	* A	L ⁽¹³⁾ 3 4
4/15/1966	* A	L 1 6
4/30/1966	* H	L ⁽⁸⁾ 3 5
4/7/1967	* H	W 6 1
5/8/1967	* A	W 2 0
4/13/1968 ⁽¹⁾	* H	L ⁽⁷⁾ 1 2
4/13/1968 ⁽²⁾	* H	W ⁽⁷⁾ 4 0

5/2/1968	* A	W ⁽¹⁰⁾ 2 1
4/5/1969	* H	L 5 10
5/13/1969 ⁽¹⁾	* A	L ⁽⁷⁾ 2 5
5/13/1969 ⁽²⁾	* A	W ⁽⁷⁾ 7 4
4/11/1970 ⁽¹⁾	* H	W ⁽⁷⁾ 6 4
4/11/1970 ⁽²⁾	* H	W ⁽⁸⁾ 5 0
5/11/1970	* A	L 3 5
4/10/1971 ⁽¹⁾	* N4	L 1 2
4/10/1971 ⁽²⁾	* N4	L 1 3
4/1/1972 ⁽¹⁾	* A	W ⁽⁷⁾ 8 0
4/1/1972 ⁽²⁾	* A	L ⁽⁷⁾ 1 3
4/16/1972	* H	W ⁽¹²⁾ 5 4
4/3/1973	* H	W ⁽⁸⁾ 3 0
4/14/1973	* A	W 3 1
3/30/1974	* H	W 18 1
4/12/1974	* A	W 3 2
4/27/1974	+ N5	W 6 4
4/11/1975 ⁽¹⁾	* H	W ⁽⁷⁾ 6

Game Results vs. 2009 Opponents

4/24/1994	* A	W	3	2
3/31/1995	* H	W	3	2
4/1/1995	* H	W	20	1
4/2/1995	* H	L	8	11
5/18/1995	+ N7	W	6	4
4/12/1996	* A	W	11	1
4/13/1996	* A	W	7	5
4/14/1996	* A	W	7	2
5/4/1997	* H	W	17	2
5/5/1997	* H	W	11	10
5/6/1997	* H	W	5	4
5/9/1998 ⁽¹⁾	* A	L	9	12
5/9/1998 ⁽²⁾	* A	W	8	1
5/10/1998	* A	W	7	6
5/13/1998	+ N4	L	1	4
5/9/1999	* H	W	20	7
5/10/1999	* H	W	5	4
5/11/1999	* H	L	5	7
3/31/2000	* A	L	0	6
4/1/2000	* A	W	10	2
4/2/2000	* A	L	2	5
4/27/2001	* H	W	6	3
4/28/2001	* H	W ⁽¹⁰⁾	10	9
4/29/2001	* H	L	0	4
5/17/2001	+ N8	W	7	6
4/12/2002	* A	W ⁽¹⁰⁾	11	7
4/13/2002	* A	W	4	2
4/14/2002	* A	L	5	12
5/10/2003	* H	L	4	9
5/11/2003	* H	W ⁽¹⁰⁾	5	4
5/12/2003	* H	W	5	2
5/22/2003	+ N9	L	2	10
4/16/2004	* A	W	2	1
4/17/2004	* A	L	0	4
4/18/2004	* A	W ⁽¹⁰⁾	4	2
5/26/2004	+ N9	W	7	6
5/28/2004	+ N9	L	5	6
3/18/2005	* H	L	1	2
3/19/2005	* H	W	9	1
3/20/2005	* H	W	7	3
6/18/2006	! N10	L	0	2
4/11/2008	* H	L	2	8
4/12/2008	* H	L	3	4
4/13/2008	* H	L	4	8

* - ACC regular-season game; ^ - ACC Playoffs; % - not counted in ACC standings; + - ACC Tournament; ! - College World Series; N1 - Charlotte, NC; N2 - Gastonia, NC; N3 - Belmont, NC; N4 - Durham, NC; N5 - Raleigh, NC; N6 - Atlanta, GA; N7 - Greenville, SC; N8 - Fort Mill, SC; N9 - Salem, VA; N10 - Omaha, NE

4/3/1954	* H	W	8	4
4/2/1955	* H	L ⁽⁷⁾	2	3
4/26/1955	* A	W	12	10
4/13/1956	* H	L	7	10
5/8/1956	* A	L	1	5
4/12/1957	* H	L	5	6
4/22/1957	* A	L	2	8
4/16/1958	* A	W	6	5
5/3/1958	* A	W	15	11
4/7/1959	* H	L	7	8
5/2/1959	* A	L	2	9
4/16/1960	* A	L	0	5
5/10/1960	* H	L ⁽¹⁰⁾	7	8
4/29/1961 ⁽¹⁾	* A	L ⁽⁷⁾	1	2
4/29/1961 ⁽²⁾	* A	W	11	6
4/28/1962	* A	W	9	2
5/12/1962	* H	L	0	1
4/19/1963	* H	W	14	7
5/10/1963	* A	W	12	11
4/17/1964	* A	L	2	3
5/8/1964	* H	W	9	4
4/10/1965	* H	L	5	8
5/1/1965	* A	W	6	4
4/16/1966	* A	L	6	7
5/16/1966	* H	W	8	7
4/8/1967	* H	W	9	6
5/9/1967	* A	W	8	5
4/12/1968	* H	W	14	7
5/3/1968 ⁽¹⁾	* A	L ⁽⁷⁾	2	4
5/3/1968 ⁽²⁾	* A	L ⁽⁷⁾	1	6
4/4/1969 ⁽¹⁾	* H	W ⁽⁷⁾	5	3
4/4/1969 ⁽²⁾	* H	W ⁽⁷⁾	3	0
5/12/1969	* A	L	1	7
4/10/1970	* H	W	2	0
5/12/1970 ⁽¹⁾	* A	W ⁽⁷⁾	7	2
5/12/1970 ⁽²⁾	* A	L ⁽⁷⁾	2	3
3/28/1971	* N2	L	0	3
4/11/1971	* A	W	4	0
4/2/1972	* A	W	7	2
4/15/1972 ⁽¹⁾	* H	W ⁽⁷⁾	7	0
4/15/1972 ⁽²⁾	* H	L ⁽⁷⁾	2	3
4/13/1973 ⁽¹⁾	* A	W ⁽⁷⁾	8	1
4/13/1973 ⁽²⁾	* A	L ⁽⁷⁾	1	7
4/22/1973 ⁽¹⁾	+ N3	L ⁽¹⁰⁾	4	8
4/22/1973 ⁽²⁾	+ N3	L	2	3
4/7/1974	* A	W	2	1
4/21/1974	* H	W	5	0
4/28/1974 ⁽¹⁾	+ A	W	12	5
4/28/1974 ⁽²⁾	+ A	L	6	8
4/5/1975	* H	W	6	5
4/6/1975	* H	L	1	3
4/27/1975	+ N3	L	2	3
4/3/1976	* A	W	7	4
4/4/1976	* A	W	8	0
4/2/1977	* H	W	7	3
4/22/1977	+ H	W	10	3
4/24/1977	+ H	W	14	6
3/19/1978	* A	W	4	0
4/18/1978	* A	W ⁽⁸⁾	2	1
4/22/1978	+ H	W	12	1
3/31/1979	* H	W	8	1
4/7/1979	* A	W	41	9
4/6/1980	* H	L	3	6
4/25/1980	+ A	W	5	4
4/11/1981 ⁽¹⁾	* H	W ⁽⁷⁾	6	1
4/11/1981 ⁽²⁾	* H	W ⁽⁷⁾	2	0
3/17/1982	* A	W	9	6
4/4/1982	* H	L	13	16
4/3/1983	* A	L	4	6
4/10/1983	* H	L	4	8
4/21/1983	+ N3	W	8	1
3/31/1984	* H	L	2	5
4/7/1984	* A	W	15	7
4/6/1985	* H	W	7	1
4/14/1985	* A	L	4	9
4/12/1986	* A	L	8	12
4/20/1986	* H	L	2	6
5/17/1986	+ N4	L	4	6
4/4/1987 ⁽¹⁾	* H	L ⁽⁷⁾	6	7
4/4/1987 ⁽²⁾	* H	W ⁽⁷⁾	15	5
4/25/1987	* N3	W	9	8
5/15/1987	+ N5	W	8	0

5/16/1987	+ N5	L	7	11
4/3/1988	* H	W	9	8
5/6/1988	* A	L	3	6
5/7/1988	* A	L	8	9
3/24/1989	* A	W	6	4
5/6/1989	* H	W	11	3
5/7/1989	* H	W	13	6
5/16/1989	+ N5	W	9	2
4/13/1990	* H	W	6	3
4/14/1990	* H	W	20	4
4/15/1990	* H	W	6	5
5/15/1990	+ N5	L	5	6
4/12/1991	* A	W	14	3
4/13/1991	* A	L	7	8
4/14/1991	* A	W	16	6
4/10/1992	* H	W	6	2
4/11/1992	* H	L	3	6
4/12/1992	* H	W	3	2
5/12/1992	+ N5	L	1	11
5/13/1992	+ N5	L	3	7
4/9/1993	* A	W	4	1
4/10/1993	* A	L	5	20
4/11/1993	* A	L	12	13
5/19/1993	+ N5	W	11	7
4/8/1994	* H	W ⁽¹⁰⁾	10	8
4/9/1994	* H	W	9	5
4/10/1994	* H	W ⁽¹⁰⁾	6	5
5/19/1994	+ N5	W	17	5
4/14/1995	* A	W ⁽¹⁰⁾	17	15
4/15/1995	* A	W	13	1
4/16/1995	* A	W	13	4
5/20/1995	+ N5	W	16	7
4/25/1996	* H	L	6	18
4/26/1996	* H	W	14	0
4/27/1996	* H	L ⁽¹⁰⁾	1	4
4/18/1997	* A	L	9	16
4/19/1997	* A	L	4	17
4/20/1997	* A	L	7	9
5/17/1997	+ N6	W ⁽¹⁰⁾	11	6
4/17/1998	* H	W ⁽¹²⁾	11	10
4/18/1998	* H	W	17	6
5/14/1999	* A	L	9	19
5/15/1999	* A	L	4	7
5/16/1999	* A	W	7	4
5/19/1999	+ N4	W	7	6
4/7/2000	* H	L	1	5
4/8/2000	* H	W	9	0
4/9/2000	* H	W	8	4
5/5/2001 ⁽¹⁾	* A	W	7	6
5/5/2001 ⁽²⁾	* A	L	3	4
5/6/2001	* A	W	10	2
4/5/2002	* H	W	6	4
4/6/2002	* H	L	0	3
4/7/2002	* H	W	10	2
5/24/2002	+ N6	W	5	3
3/28/2003	* A7	L ⁽¹¹⁾	2	3
3/29/2003 ⁽¹⁾	* A7	L	2	12
3/29/2003 ⁽²⁾	* A7	W	12	10
4/23/2004	* H	W	2	1
4/24/2004	* H	W	4	3
4/25/2004	* H	W	9	6
5/28/2004	+ N8	W	12	1
4/22/2005	* A	L	3	8
4/23/2005	* A	W	16	9
4/24/2005	* A	L	8	9
5/27/2005	+ N9	W	5	4
3/24/2006	* H	W	9	5
3/25/2006	* H	W	4	2
3/26/2006	* H	W	6	2
5/28/2006	+ N9	W	8	4
5/17/2007	* A	L	4	11
5/18/2007	* A	L	5	6
5/19/2007	* A	W	6	3
3/21/2008	* H	L	4	5
3/22/2008	* H	W	3	2
3/23/2008	* H	W	2	0
5/22/2008	+ N9	L ⁽⁷⁾	0	10

* - ACC regular-season game; + - ACC Tournament; N1 - Laurinburg, NC; N2 - Columbia, SC; N3 - Chapel Hill, NC; N4 - Durham, NC; N5 - Greenville, SC; N6 - Saint



Clemson captured the 1993 ACC Tournament Championship with an 11-7 victory over N.C. State. Jeff Morris' grand slam capped the Tigers' eight-run eighth inning and come-from-behind win.

Petersburg, FL; A7 - Kinston, NC; N8 - Salem, VA; N9 - Jacksonville, FL

North Carolina-Asheville

Overall:	3-0
at Clemson:	3-0
at Doug Kingsmore Stadium:	3-0
NCAA Tournament Games:	1-0
Under Jack Leggett:	3-0
Longest CU Win Streak:	3 ⁽¹⁹⁹⁸⁻⁰⁶⁾
Biggest CU Win:	23-5 ⁽²⁰⁰²⁾
Date	Site	W-L CU Op
4/15/1998	H	W 14 6
3/19/2002	H	W 23 5
6/2/2006	\$	H W 3 0
\$ - NCAA Regional		

North Carolina-Wilmington

Overall:	32-7
at Clemson:	19-2
at Doug Kingsmore Stadium:	19-2
at North Carolina-Wilmington:	13-5
One-Run Games:	6-1
Extra-Inning Games:	2-0
Under Jack Leggett:	5-0
Longest CU Win Streak:	9 ^(1976-80, 87-92)
Longest NCW Win Streak:	2 ⁽¹⁹⁸⁴⁻⁸⁵⁾
Biggest CU Win:	18-2 ⁽¹⁹⁹⁰⁾
Biggest NCW Win:	11-2 ⁽¹⁹⁸⁵⁾
Date	Site	W-L CU Op
3/27/1976	H	W 10 6
3/28/1976	H	W 10 2
3/17/1977	A	W 8 0
3/18/1977	A	W 4 1
4/28/1978	H	W 7 6
4/29/1978	H	W 4 3
3/18/1979	A	W 17 2
3/19/1979	A	W 8 6
3/10/1980 ⁽¹⁾	H	W ⁽⁷⁾ 2 0
3/10/1980 ⁽²⁾	H	L ⁽⁷⁾ 1 3
3/11/1980	H	W 8 2
3/16/1981	A	L 8 9
3/17/1981	A	W ⁽¹⁰⁾ 3 2
3/10/1982	H	W 6 3
3/14/1983	A	W 3 0
3/15/1983	A	W 12 5
3/16/1983	A	L 4 9
3/7/1984	H	W 2 1
3/8/1984	H	L 5 8
3/2/1985 ⁽¹⁾	A	L ⁽⁷⁾ 2 11
3/2/1985 ⁽²⁾	A	W ⁽⁷⁾ 9 4
3/3/1985	A	L 5 8

Presbyterian

Overall:	57-19		
at Clemson:	32-7		
at Presbyterian:	22-10		
at Neutral:	3-2		
One-Run Games:	11-6		
Extra-Inning Games:	4-2		
Under Jack Leggett :	1-0		
Longest CU Win Streak:..10 ⁽¹⁹¹¹⁻¹⁵⁾			
Longest PRE Win Streak:..4 ⁽¹⁹⁴³⁻⁴⁵⁾			
Biggest CU Win:	22-0 ⁽¹⁹⁴¹⁾		
Biggest PRE Win:	19-5 ⁽¹⁹⁴⁹⁾		
Date	Site	W-L	CU Op
4/26/1906	N1	W	8 0
3/23/1907	A	W	15 1
4/12/1907	H	W	8 0
3/28/1908	H	W	7 2
4/30/1910	A	L	6 8
4/21/1911	H	W	6 0
4/22/1911	H	W	6 2
5/3/1912	A	W	3 2
5/4/1912	A	W	5 1
4/18/1913	H	W	5 1
5/2/1913	A	W	11 1
4/29/1914	A	W	7 3
4/30/1914	A	W	6 2
4/27/1915	H	W	8 2
4/28/1915	H	W	2 1
4/13/1917	A	L ⁽¹³⁾	0 1
4/28/1919	H	L	1 2
4/27/1920	H	W	6 2
5/8/1920	A	L	5 7
4/27/1921	H	W	8 0
5/7/1921	A	W	6 1
4/3/1922	H	W	5 1

Game Results vs. 2009 Opponents



4/21/1922	A	W	3	0
4/22/1922	A	W	8	3
4/9/1923	H	W	17	1
4/16/1924	H	L	4	7
5/8/1924	N2	W	4	1
4/17/1925	H	W	3	2
4/30/1925	N2	L	2	9
4/13/1926	H	W ⁽¹⁰⁾	7	6
4/28/1926	N2	L	1	5
4/15/1927	A	W	12	4
4/28/1927	H	L	6	7
4/16/1928	H	W	11	1
4/26/1928	H	W	6	0
4/24/1929	H	W ⁽¹⁰⁾	6	5
5/7/1929	A	W	7	1
5/1/1930	A	L	7	9
4/7/1932	A	W	7	1
4/21/1932 ⁽¹⁾	H	W	14	5
4/21/1932 ⁽²⁾	H	W ⁽⁷⁾	14	1
4/22/1932	H	W ⁽¹⁰⁾	12	11
4/6/1933	A	W	13	7
4/7/1933	A	L	3	8
4/25/1933 ⁽¹⁾	H	W	15	11
4/25/1933 ⁽²⁾	H	W ⁽⁷⁾	3	0
4/9/1934	A	W	15	8
4/26/1934	H	W	8	2
4/9/1935	H	W	10	2
5/1/1935	A	W	6	3
4/17/1936	H	W	10	8
4/28/1936	A	L ⁽⁷⁾	2	6
4/15/1937	A	W	5	4
5/6/1937	A	L	5	6
4/13/1938	H	W	4	2
4/22/1938	A	W	15	5
4/22/1939	H	W	10	7
4/15/1940	H	W	11	5
4/27/1940	A	W	12	1
4/5/1941	H	L	10	14
4/28/1941	H	W	22	0
4/20/1942	A	L ⁽¹⁰⁾	11	12
4/17/1943	H	W	13	12
4/28/1943	A	L	4	7
4/13/1945	A	L	7	8
4/20/1945	H	L	2	12
4/21/1945	H	L	6	12
4/19/1946	H	W	8	5
4/3/1947	A	W	8	2
4/23/1948	H	W	9	2
5/5/1948	A	W	2	1
4/1/1949	A	W	4	3
4/9/1949	H	L	5	19
4/1/1950	A	W	15	2
4/11/1950	H	W ⁽¹⁰⁾	11	10
4/23/2008	N3	W	12	7

N1 - Greenwood, SC; N2 - Laurens, SC; N3 - Greenville, SC

South Carolina

Overall:	163-118-2			
at Clemson:	92-41			
at Doug Kingsmore Stadium:	45-24			
at South Carolina:	65-74-2			
at Neutral:	6-3			
ACC Regular-Season Games: ..	29-9-1			
NCAA Tournament Games:	3-2			
One-Run Games:	33-36			
Extra-Inning Games:	7-9-2			
Under Jack Leggett :	28-27			
Longest CU Win Streak:	12 ⁽¹⁹⁶¹⁻⁶⁶⁾			
Longest USC Win Streak:	7 ⁽¹⁹⁸³⁻⁸⁵⁾			
Biggest CU Win:	18-1 ⁽¹⁹⁶⁵⁾			
Biggest USC Win:	38-16 ⁽¹⁹⁹⁷⁾			
Date	Site	W-L	CU	Op
5/12/1899	A	W ⁽⁸⁾	21	8
5/12/1900	A	W	5	4
5/11/1901	A	W	12	4
4/26/1902	A	W	3	1
3/30/1907	H	W	4	2
4/29/1907	A	L	2	6
4/9/1908	H	L	2	4
5/7/1909	A	L	0	3
5/8/1909	A	W	4	2

5/12/1916	N1	L	0	4
5/13/1916	N1	W	7	5
4/22/1917	A	L	1	2
4/3/1917	A	W	18	2
4/16/1917	H	W	4	2
4/17/1917	H	W	6	3
5/17/1918	A	W	3	2
5/18/1918	A	L ⁽¹²⁾	2	3
4/25/1919	H	L	1	2
4/26/1919	H	W	8	2
5/16/1919	A	W	4	0
5/17/1919	A	W	1	0
4/16/1920	A	W ⁽⁸⁾	14	9
4/17/1920	A	W	14	5
5/11/1920	H	W	5	3
5/12/1920	H	L	5	8
5/5/1921	H	W	5	0
4/26/1922	H	W	3	1
5/13/1922	A	L	4	8
4/17/1924	H	W	6	0
5/10/1924	A	W	8	7
4/24/1925	H	W	6	2
5/2/1925	A	L	7	8
4/17/1926	A	L	0	3
4/8/1927	H	W	4	3
4/13/1927	A	L ⁽¹¹⁾	8	9
4/13/1928	H	W	6	0
4/18/1928	A	T ⁽¹¹⁾	3	3
4/1/1929	H	L ⁽¹¹⁾	0	2
5/9/1929	A	L	6	8
4/19/1930 ⁽¹⁾	H	W	4	1
4/19/1930 ⁽²⁾	H	L	2	9
4/28/1930	A	L	2	18
4/29/1930	A	L ⁽¹⁰⁾	3	5
5/2/1931	A	L	1	10
5/13/1931	H	W	5	4
5/14/1931	H	L	1	5
4/15/1932	A	L	0	4
4/16/1932	A	W	10	4
4/26/1932 ⁽¹⁾	H	W	13	9
4/26/1932 ⁽²⁾	H	L ⁽⁷⁾	2	5
5/12/1932	H	W	10	9
5/13/1932	H	W	6	5
3/30/1933	A	L	4	5
4/13/1933	A	L	0	6
4/17/1933	H	L	3	4
4/12/1934	H	L	1	8
5/2/1934	A	L	4	6
4/16/1935	H	W	5	4
5/9/1935	A	L	0	2
4/24/1936	A	W	7	1
5/5/1936	H	L	5	6
4/27/1937	A	L	3	4
5/8/1937	H	L	4	5
5/3/1938	H	L	3	12
5/10/1938	A	L	0	3
4/27/1939	H	W	9	7
5/1/1939	A	W ⁽¹⁰⁾	7	5
4/11/1940	A	W	7	6
4/26/1940	H	W	7	1
4/25/1941	H	W	3	1
5/8/1941	A	L	3	5
4/24/1942	H	W	6	5
5/8/1942	A	W	9	5
4/27/1945	H	W	6	4
5/4/1945	A	L	7	11
5/5/1945	A	L	0	4
4/3/1946	A	L	1	2
5/18/1946	H	W	12	2
4/11/1947	A	W	4	1
4/12/1947	A	W	17	8
5/23/1947	H	W	17	3
5/24/1947	H	W	10	8
4/16/1948	H	L	4	7
4/17/1948	H	W	11	2
5/21/1948	A	W	7	2
5/22/1948	A	W	6	5
5/6/1949	H	W ⁽¹¹⁾	6	5
5/20/1949	A	L	2	4
5/21/1949	A	L	6	7
5/5/1950	A	W	14	5
5/6/1950	A	L	2	10

5/15/1950	H	W ⁽¹¹⁾	8	7
5/16/1950	H	W	18	9
4/9/1951	H	W	8	6
4/10/1951	H	W	11	1
5/11/1951	N2	W	12	4
5/12/1951	A	W ⁽⁷⁾	16	5
4/4/1952	N2	W	5	2
4/5/1952	A	L	4	6
5/9/1952	H	W	3	1
4/13/1953	H	W	13	4
4/14/1953	H	L	7	9
5/8/1953	A	W	2	0
5/9/1953	A	L	4	13
4/13/1954	* A	W	10	1
5/4/1954	* H	W	2	0
4/30/1955	* H	L	3	4
5/11/1955	* A	L	2	9
4/27/1956	* A	W	5	1
5/11/1956	* H	L	3	12
4/27/1957	* A	L	3	4
5/14/1957	* H	W	10	6
4/21/1958	* H	W	5	3
5/9/1958	* A	W	9	2
4/3/1959	* A	W	11	0
5/12/1959	* H	W	10	1
4/23/1960	* H	W	12	10
5/5/1960	* A	L	1	2
4/18/1961	* H	W	21	5
4/25/1961	* A	W	3	1
4/24/1962	* A	W	5	4
5/8/1962	* H	W	27	17
4/23/1963	* H	W	9	2
5/14/1963	* A	W	5	1
4/28/1964	* A	W	4	2
5/12/1964	* H	W	5	3
5/4/1965	* H	W	18	1
5/13/1965	* A	W	9	3
4/26/1966	* H	W	11	6
5/19/1966	* A	W	8	2
4/11/1967	* A	L	1	4
4/18/1967	* H	W	8	1
4/16/1968	* H	W	6	5
5/7/1968 ⁽¹⁾	* A	W ⁽⁷⁾	1	0
5/7/1968 ⁽²⁾	* A	L ⁽⁷⁾	3	4
4/16/1969	* A	T ⁽¹³⁾	4	4
5/6/1969 ⁽¹⁾	* H	L ⁽⁷⁾	1	2
5/6/1969 ⁽²⁾	* H	W ⁽⁷⁾	7	3
4/14/1970 ⁽¹⁾	* A	L ⁽⁷⁾	1	2
4/14/1970 ⁽²⁾	* A	W ⁽⁷⁾	2	1
5/5/1970	* H	W	4	0
4/25/1971	* H	W	8	2
5/4/1971	* A	W	8	4
4/4/1972	H	W	8	0
4/5/1972	A	L	1	2
4/21/1972	N3	W	5	2
4/4/1973	A	W	4	2
4/10/1973	H	L	1	3
4/28/1973	N4	W	9	5
3/20/1974	H	L	0	3
4/16/1975	A	L	2	6
4/2/1976	A	W	10	6
4/13/1976	H	L	3	4
5/22/1976	\$ A	W	10	4
3/28/1977	H	L	1	2
4/12/1977 ⁽¹⁾	A	L ⁽⁷⁾	6	7
4/12/1977 ⁽²⁾	A	L ⁽⁷⁾	2	7
4/1/1978	A	W	10	2
4/2/1978	A	L	6	10
4/30/1978	H	W	11	4
3/24/1979	A	W	3	1
3/25/1979	A	L	6	7
4/14/1979	H	W	1	0
4/15/1979	H	W	6	3
4/15/1980	H	W	9	3
4/16/1980	H	W	4	3
5/10/1980	A	L	1	6
5/11/1980	A	L	1	4
5/24/1980	\$ H	W	6	2
5/25/1980	\$ H	W	17	12
4/3/1981	A	L	2	6
4/4/1981	A	L	7	12
4/13/1981	H	W ⁽¹¹⁾	5	4

4/14/1981	H	L	2	12
4/11/1982	H	W	4	1
4/12/1982	H	L	4	5
5/16/1982	A	L	5	11
5/17/1982	A	L	1	4
3/4/1983	H	W	8	0
4/26/1983	H	L ⁽¹⁰⁾	3	8
4/30/1983	A	W	8	1
5/1/1983	A	L	3	4
4/26/1985	A	L	2	14
4/27/1985	A	L	6	11
4/28/1985	A	L	5	6
5/14/1985	H	L	6	12
5/15/1985	H	L	6	8
5/16/1985	H	L	3	8
4/25/1986	H	W	16	5
4/26/1986	H	W	9	5
4/27/1986	H	L ⁽¹²⁾	4	9
5/3/1986	A	W	14	11
5/4/1986	A	L	0	5
5/5/1986	A	W	7	6
4/20/1987	H	W	5	3
4/21/1987	H	W	7	3
5/2/1987	A	W	5	3
5/3/1987	A	W	8	7
4/22/1988	H	W	7	6
4/23/1988	H	L	7	11
4/24/1988	H	W	8	5
4/30/1988	A	W	5	2
5/1/1988	A	L	6	7
3/31/1989	H	W	7	1
4/1/1989	H	W	12	6
4/2/1989	H	W	9	6
4/20/1989	A	W	5	3
4/21/1989	A	L	3	8
4/22/1989	A	L	1	7
3/31/1990	N5	W	6	0
4/1/1990	H	W ⁽¹¹⁾	6	5
4/2/1990	H	W	9	0
4/12/1990	A	L	2	21
5/6/1990 ⁽¹⁾	A	L	4	5
5/6/1990 ⁽²⁾	A	L ⁽⁷⁾	3	7
3/22/1991	A	L	4	1



Game Results vs. 2009 Opponents

3/19/1984	H	W	8	0
3/15/1985	A	T ⁽⁶⁾	4	4
3/16/1985	A	L	7	14
3/17/1985	A	L	6	20
3/8/1996	H	W	8	4
3/9/1996	H	W	6	2
3/10/1996	H	W	4	0
5/8/2005	* A	L	7	11
5/9/2005	* A	W	7	0
5/10/2005	* A	W	6	2
4/28/2006	* H	W	11	2
4/29/2006	* H	W	11	4
4/30/2006	* H	W	7	3
4/6/2007	* A	W	6	3
4/7/2007	* A	W	8	5
4/8/2007	* A	W ⁽¹⁰⁾	5	2
4/25/2008	* H	W	13	5
4/26/2008	* H	W	8	7
4/27/2008	* H	W	10	2

^ - play-in game (not counted as NCAA Tournament game); * - ACC regular-season game; N1 - Charleston, SC; N2 - Greensboro, NC; N3 - Statesboro, GA

Wake Forest

Overall: 115-47-1
at Clemson: 56-18-1
at Doug Kingsmore Stadium:..44-7
at Wake Forest:45-25
at Neutral:14-4
ACC Regular-Season Games:.. 98-35-1
ACC Tournament Games:.....12-5
One-Run Games:26-11
Extra-Inning Games:.....10-2
Under **Jack Leggett**:.....36-15
Longest CU Win Streak:..18⁽¹⁹⁸⁴⁻⁹⁰⁾
Longest WFU Win Streak:..6^(1921-52, 98-99)
Biggest CU Win: 26-1⁽²⁰⁰⁶⁾
Biggest WFU Win: 20-4⁽¹⁹⁶²⁾

Date	Site	W-L CU Op
4/30/1901	H	W 14 1
4/21/1903	H	W 18 3
4/25/1913	H	L 1 6
4/16/1918	H	W 7 2
4/21/1921	H	L 3 5
5/26/1950	N1	L 2 14
5/5/1951	H	L ⁽¹⁰⁾ 8 12
4/7/1952	H	L 5 12
4/8/1952	H	L 14 16
4/15/1952	A	L 7 11
4/15/1954	* A	W 5 3
4/20/1954	* A	W 5 0
4/25/1955	* A	L 4 11
5/6/1955	* H	L 11 15
4/14/1956	* H	T ^(41/2) 6 6
5/7/1956	* A	L ⁽⁸⁾ 0 14
4/13/1957	* H	L 6 9
4/23/1957	* A	L 1 6
4/17/1958	* H	W 12 8
4/26/1958	* A	L 4 5
4/1/1959	* H	W 4 3
4/25/1959	* A	W 6 5
5/16/1959	^ N2	W 4 2
5/2/1960 ⁽¹⁾	* H	W 15 5
5/2/1960 ⁽²⁾	* H	L ⁽⁷⁾ 2 3
4/8/1961	* H	L 0 5
5/5/1961	* A	L 3 4
4/20/1962	* H	W 6 4
5/4/1962	* A	L 4 20
5/14/1962	% N3	W 6 0
4/26/1963	* A	L 5 14
5/4/1963	* H	L 8 14
4/25/1964	* A	L ⁽¹¹⁾ 3 4
5/1/1964	* H	L 0 3
4/24/1965	* H	W 9 5
5/8/1965	* A	W 2 0
4/5/1966	* H	W 7 3
4/23/1966	* A	L 5 6
4/14/1967	* A	W 8 2
4/6/1968 ⁽¹⁾	* H	W ⁽⁷⁾ 11 0
4/6/1968 ⁽²⁾	* H	W ⁽⁷⁾ 9 0

5/10/1968	* A	W ⁽¹⁰⁾ 2 0
4/8/1969 ⁽¹⁾	* A	W ⁽⁷⁾ 4 3
4/8/1969 ⁽²⁾	* A	L ⁽⁷⁾ 0 11
5/9/1969	* H	W 7 6
4/4/1970 ⁽¹⁾	* H	W ⁽⁷⁾ 2 1
4/4/1970 ⁽²⁾	* H	W ⁽⁷⁾ 5 0
5/15/1970	* A	W 9 5
4/3/1971	* H	W 2 1
5/14/1971	* A	W 9 1
4/8/1972 ⁽¹⁾	* H	W ⁽⁷⁾ 2 0
4/8/1972 ⁽²⁾	* H	W ⁽⁷⁾ 4 3
5/5/1972	* A	L 8 9
3/27/1973	* A	W 7 0
4/9/1973	* H	W 5 3
4/20/1973	+ N4	W 10 3
4/6/1974	* A	W 7 0
4/20/1974	* H	W 12 3
4/19/1975	* A	W 7 2
4/20/1975	* A	W 6 1
4/26/1975	+ N4	W 15 1
3/31/1976 ⁽¹⁾	* N5	W 7 5
3/31/1976 ⁽²⁾	* N5	W 4 2
4/23/1976	+ H	W 2 0
3/19/1977	* A	W 11 6
3/20/1977	* A	W 13 12
4/23/1977	+ H	L 4 5
4/24/1977	+ H	L 9 22
3/12/1978	* H	W 8 1
3/13/1978	* H	W 11 3
4/24/1978	+ H	W 7 2
4/8/1979	* A	W ⁽¹⁶⁾ 8 6
4/9/1979	* A	W 13 7
3/14/1980	* H	W ⁽¹⁰⁾ 5 4
4/1/1980	* A	L 4 5
4/22/1980	+ N6	W 4 0
3/20/1981	* A	L 6 7
4/5/1981	* H	W ⁽¹¹⁾ 6 5
4/24/1981	+ N4	W ⁽¹⁰⁾ 6 5
3/14/1982	* H	W 13 1
3/26/1983	* H	W 8 4
4/16/1983	* A	L 2 7
4/6/1984	* A	W 13 1
4/14/1984	* H	W 9 3
3/23/1985	* A	W 10 9
3/24/1985	* A	W 7 4
3/29/1986	* H	W 7 1
3/30/1986	* H	W 22 2
5/14/1986	+ N7	W ⁽¹⁴⁾ 6 5
4/10/1987	* A	W 12 6
4/11/1987	* A	W 13 11
4/16/1987	* H	W 13 3
5/13/1987	+ N8	W 11 4
4/10/1988	* A	W 8 7
4/16/1988	* H	W 11 7
4/17/1988	* H	W 8 5
3/19/1989	* A	W 11 0
3/20/1989	* A	W 6 2
4/9/1989	* H	W 6 3
3/9/1990	* H	W 10 4
3/10/1990	* H	L 1 3
3/11/1990	* H	W 11 8
3/9/1991 ⁽¹⁾	* A	L ⁽⁷⁾ 10 11
3/9/1991 ⁽²⁾	* A	W ⁽⁷⁾ 13 7
3/10/1991	* A	W 11 5
5/12/1991	+ N8	W 7 2
3/7/1992 ⁽¹⁾	* H	W ⁽⁷⁾ 7 2
3/7/1992 ⁽²⁾	* H	W ⁽⁸⁾ 2 1
3/8/1992	* H	W 7 5
3/6/1993 ⁽¹⁾	* A	L ⁽⁷⁾ 1 3
3/6/1993 ⁽²⁾	* A	W ⁽⁷⁾ 4 1
3/7/1993	* A	W 8 5
3/4/1994	* H	W 5 4
3/5/1994	* H	W 5 4
3/6/1994	* H	W 8 6
3/17/1995	* A	W 10 7
3/18/1995	* A	W 4 3
3/19/1995	* A	W 10 5
4/5/1996	* H	W 9 1
4/6/1996	* H	W 6 0
4/7/1996	* H	L 7 8
3/28/1997	* A	L 2 11
3/29/1997	* A	W 10 9

3/30/1997	* A	W 18 7
5/14/1997	+ N9	W 8 6
3/27/1998	* H	W 10 2
3/28/1998	* H	W 6 5
3/29/1998	* H	L 2 8
3/26/1999	* A	L 1 5
3/27/1999	* A	L 6 11
3/28/1999	* A	L 2 10
5/20/1999	+ N7	L 3 6
5/22/1999	+ N7	L 5 9
4/15/2000 ⁽¹⁾	* H	W ⁽¹²⁾ 6 5
4/15/2000 ⁽²⁾	* H	W 5 4
4/16/2000	* H	L 4 6
3/23/2001	* A	W ⁽¹²⁾ 4 1
3/24/2001	* A	L 3 12
3/25/2001	* A	W 9 1
4/26/2002	* H	L 2 4
4/27/2002	* H	W 5 3
4/28/2002	* H	W 4 0
5/25/2002	+ N9	W 8 6
5/15/2003	* A	W 6 2
5/16/2003	* A	W 14 3
5/17/2003	* A	W 4 3
3/26/2004	* H	W 13 6
3/27/2004	* H	W 7 4
3/28/2004	* H	W 6 5
5/13/2005	* A	W 4 1
5/14/2005	* A	W ⁽¹¹⁾ 17 14
5/15/2005	* A	W 6 5
5/18/2006	* H	W 26 1
5/19/2006	* H	W 6 0
5/20/2006	* H	W 7 3
5/24/2006	+ N10	W ⁽⁷⁾ 13 1
4/13/2007	* A	W 6 2
4/14/2007	* A	L 5 6
4/15/2007	* A	W 5 4
5/25/2007	+ N10	L 2 3
4/8/2008	* A	L 11 13
3/9/2008 ⁽¹⁾	* A	L 3 5
3/9/2008 ⁽²⁾	* A	W 12 11

* - ACC regular-season game;
^ - ACC Playoffs; + - ACC Tournament; % - not counted in ACC standings; N1 - Greensboro, NC; N2 - Thomasville, NC; N3 - Belmont, NC; N4 - Chapel Hill, NC; N5 - Columbia, SC; N6 - Raleigh, NC; N7 - Durham, NC; N8 - Greenville, SC; N9 - Saint Petersburg, FL; N10 - Jacksonville, FL

Western Carolina

Overall:50-12
at Clemson:36-3
at Doug Kingsmore Stadium:..36-3
at Western Carolina:.....13-9
at Neutral:1-0
One-Run Games:7-2
Extra-Inning Games:3-2
Under **Jack Leggett**:.....24-7
Longest CU Win Streak:..12⁽¹⁹⁸⁵⁻⁹⁰⁾
Longest WCU Win Streak:..2⁽¹⁹⁹⁸⁻⁹⁹⁾
Biggest CU Win: 14-2^(1989, 90)
Biggest WCU Win:.. 10-3⁽¹⁹⁸²⁾, 9-2⁽¹⁹⁸⁴⁾

Date	Site	W-L CU Op
3/13/1974	H	L ⁽¹⁰⁾ 3 4
4/1/1975	H	W 8 0
4/3/1978	H	W 12 3
3/8/1979	H	W 8 3
4/1/1979	A	W 13 3
2/28/1980	H	W 10 2
4/10/1980	A	W 14 8
3/6/1981	H	W ⁽¹⁰⁾ 7 6
3/5/1982	H	W 5 0
3/29/1982	A	L 3 10
4/5/1983	H	W ⁽⁸⁾ 8 3
3/29/1983	A	L 7 13
4/5/1984	H	W 5 3
4/12/1984	A	L 2 9
4/23/1985	A	W 9 2
4/4/1986	A	W 8 0
4/17/1986	H	W 13 7

2/25/1987	H	W	8	1
3/1/1988	H	W	8	4
4/4/1988	H	W	20	11
4/14/1988	A	W	12	4
2/28/1989	H	W	9	8
3/14/1989	H	W	7	6
4/6/1989	A	W	14	2
4/10/1989	H	W	12	4
2/28/1990	H	W	14	2
3/31/1991	A	L	7	9
4/3/1991	H	W	13	3
2/19/1992	H	W	6	0
4/13/1993	A	W	12	2
4/15/1993	H	W	8	1
2/12/1994 ⁽¹⁾	H	W	3	1
2/12/1994 ⁽²⁾	H	W	4	1
2/13/1994	H	W ⁽¹³⁾	6	5
3/14/1995	A	W	5	2
3/29/1995	H	W	5	4
3/5/1996	H	W	4	2
3/28/1996	A	W	13	3
4/9/1996	H	W	10	4
3/25/1997	A	L	4	9
3/26/1997	H	W	14	9
3/17/1998	H	W	5	1
3/19/1998	A	L	7	10
4/6/1999	A	L ⁽¹⁰⁾	8	9
4/7/1999	H	W	16	11
5/4/1999	H	W ⁽¹⁰⁾	11	10
4/4/2000	H	W	11	7
4/16/2000	N1	W	13	4
4/24/2001	H	W	8	2
4/16/2002	H	W	13	9
5/15/2002	A	W	12	4
3/25/2003	A	L	5	9
4/1/2003	H	W	5	3
4/21/2004	H	W	8	7
4/12/2005	A	W	7	4
4/19/2005	H	W	10	1
4/4/2006	H	L	6	8
4/11/2006	A	W	8	3
3/20/2007	A	L	3	6
3/28/2007	H	W	15	6
4/15/2008	H	L	2	6
4/22/2008	A	W	6	0

N1 - Asheville, NC

Wofford

Overall: 74-23-1
at Clemson:37-8
at Doug Kingsmore Stadium:..7-0
at Wofford:34-14
at Neutral:3-1-1
One-Run Games:10-9
Extra-Inning Games:.....1-2
Under **Jack Leggett**:.....9-0
Longest CU Win Streak:..21⁽¹⁹³⁷⁻⁴⁸⁾
Longest WOF Win Streak:..3^(1898-00, 08-09, 19-21)
Biggest CU Win: 24-8⁽¹⁹⁴¹⁾
Biggest WOF Win: 13-2⁽¹⁹²⁵⁾

Date	Site	W-L CU Op
5/7/1898	A	L 4 13
4/1/1899	A	L 5 6
4/27/1900	H	L 0 6
4/26/1901	H	W 7 5
5/3/1901	A	W 8 5
5/13/1902	H	W 6 3
5/1/1903	A	W 10 4
5/11/1903	H	W 11 1
4/12/1904	H	L 3 5
4/27/1904	A	L ⁽¹⁰⁾ 2 4
5/3/1905	A	W 10 4
5/20/1905	N1	T 3 3
4/25/1906	A	W 9 2
5/11/1906	H	W 19 5
5/12/1906	N1	W 7 1
4/25/1907	A	W 10 1
4/14/1908	H	L 4 6
4/30/1908	A	L 2 4
4/22/1909	A	L 2 3
5/4/1909	H	W 6 2
4/14/1910 ⁽¹⁾	A	W 8 1

4/14/1910 ⁽²⁾	A	W	5	4
4/26/1911	A	W	8	5
5/5/1911	H	W	6	0
5/6/1911	H	L	2	3
4/24/1912	A	L ⁽¹⁰⁾	2	3
4/25/1912	A	W	4	2
4/30/1913	A	W	14	5
5/1/1913	A	W	9	0
4/15/1914	H	W	6	5
5/6/1914	A	L	6	7
5/7/1914	A	W	7	6
4/14/1915	A	W	7	4
4/15/1915	A	W	12	1
4/4/1916	H	W	6	0
4/18/1916	A	W	7	0
4/24/1916	N1	L	2	3
4/6/1917	H	W	2	1
5/17/1917	A	W	1	0
5/18/1917	A	W	7	5
4/10/1918	H	W ⁽¹¹⁾	4	3
5/16/1918	A	W	3	0
5/6/1919	H	L	7	10
5/4/1920	H	L	0	5
5/6/1921	A	L	4	7
4/12/1922	N1	W	4	1
5/2/1922	H	W	7	1
4/19/1924	A	L	0	7
4/28/1924	H	L	7	12
4/6/1925	H	W	5	4
4/7/1925	H	W	4	2
4/18/1925	A	L	2	13
4/3/1926	A	L	5	6
4/26/1926	H	W	12	0
5/13/1927	H	W	7	4
4/3/1929	A	L	1	2
4/29/1929	H	W	3	2
4/4/1930	A	W	8	5
4/11/1930	H	W	11	5
5/1/1934	H	W	5	0
5/3/1934	A	W	9	6
4/15/1935	A	W	12	3
4/25/1935	H	W	5	1
4/10/1937	A	L	2	3
4/24/1937	H	W	9	4
3/31/1938	A	W	9	5
5/9/1938	H	W	6	1
4/18/1939	A	W	2	0
4/20/1939	H	W	10	7
4/1/1940	H	W	13	7
4/29/1940	A	W	7	2
4/22/1941	H	W	10	1
4/26/1941	A	W	24	8
4/30/1942	H	W	10	3
5/2/1942	A	W	13	5
3/31/1945	H	W	14	7
4/4/1945	A	W	15	14
4/30/1945	H	W	9	2
5/9/1945	A	W	4	2
4/30/1946	A	W	9	2
5/7/1946	H	W	8	0
4/7/1947	H	W	4	3
5/3/1947	A	W	11	5
4/30/1948	A	W	8	1
5/7/1948	H	W	16	10
4/18/1949	H	L	18	20
5/4/1949	A	L	1	3
4/21/1976	A	W	10	4
4/19/1977	A	W ⁽⁶⁾	2	0
3/24/1999	H	W	12	4
3/27/2001	H	W	6	0
5/8/2002	H	W	9	2
3/24/2003	H	W	21	7
3/10/2004	A	W	6	0
4/27/2005	H	W	7	1
4/26/2006	H	W	10	1
5/8/2007	N2	W	12	3
3/5/2008	H	W	9	7
N1 - Anderson, SC; N2 - Greenville, SC				

2008 Review



D.J. Mitchell, RHP

2008 First-Team All-ACC

NCAA Tournament Streak Ended at 21

Clemson's 21-year streak of playing in the NCAA Tournament came to an end in 2008 after the Tigers had a 31-27-1 overall record. It marked the first time since 1986 that Clemson failed to reach the NCAA Tourney. The streak is third-longest in NCAA history.

Worth Noting

- Clemson only played 31 home games in 2008, its lowest total since 1993, when it also played 31 home games.
- The 2008 season marked Clemson's 51st straight non-losing season.
- Clemson ended its season with a win for the first time since 1984.

Close Calls

For fans who like close games that come down to the wire, Clemson baseball games provided that kind of entertainment in 2008. Of the Tigers' 59 games, 28 were decided by three runs or less and 25 were decided by two runs or less. Clemson had one tie, a 10-5 record in one-run games, 2-7 record in two-run games, and 3-0 record in three-run games. Therefore, the Tigers were 12-12-1 in games decided by two runs or less and 15-12-1 in games decided by three runs or less.

The Tigers had an 11-18-1 ACC regular-season record, but they lost six two-run games and five one-run games along with its one tie against league foes. Therefore, 11 of Clemson's 18 ACC regular-season losses were by two runs or less.

Tigers #26 in RPI

Entering NCAA Tournament play, Clemson had an RPI of #26. That rating was the highest of any team that did not make the NCAA Tournament. In fact, Clemson was the only team in the top 42 of the RPI that did not make the NCAA Tourney.

The Tigers also played the nation's #2-toughest schedule according to WarrenNolan.com. Of Clemson's 59 games, 51 were against teams in the top 100 of the RPI. Clemson was also 8-0 against against teams with an RPI higher than #100. There were 296 Division I baseball schools in 2008.

Playing a tough schedule was nothing new for Head Coach Jack Leggett's Tigers. According to the unofficial RPI at WarrenNolan.com, Clemson's strength-of-schedule figures since 2004 have all been among the top 20. The 2004 (#5), 2005 (#4),

2006 (#1), and 2007 (#17) seasons all saw the Tigers play among the nation's toughest schedules.

Mitchell, Parker Earn All-ACC Accolades

Junior righthander D.J. Mitchell and freshman utility player Kyle Parker were both named First-Team All-ACC in 2008. The team was compiled by a vote of the 12 ACC head coaches.

Mitchell had a 6-5 record and 3.47 ERA in 14 starts and six relief appearances. In 98.2 innings pitched, he allowed 97 hits (.258 opponents' batting average) and 40 walks with 106 strikeouts. He also allowed just 19 extra-base hits.

Parker, who should have been in his senior year of high school after graduating from Bartram Trail High School in Jacksonville, FL a semester early, was one of only two freshmen to earn first-team honors, joining ACC Freshman-of-the-Year Chris Hernandez, a lefthander from Miami (FL).

Parker was one of the nation's highest-rated quarterbacks who signed to play football at Clemson. In 2008, he hit .303 with 12 doubles, 14 homers, and 50 RBIs in 57 games (55 starts).

He excelled against ACC competition as well. In 29 ACC regular-season games, Parker hit .336 with six doubles, 10 homers, 34 RBIs, and a .441 on-base percentage. He tied for second in homers, was second in RBIs, and was fifth in slugging percentage (.673) in ACC regular-season games among all players.

Attendance Strong Again in 2008

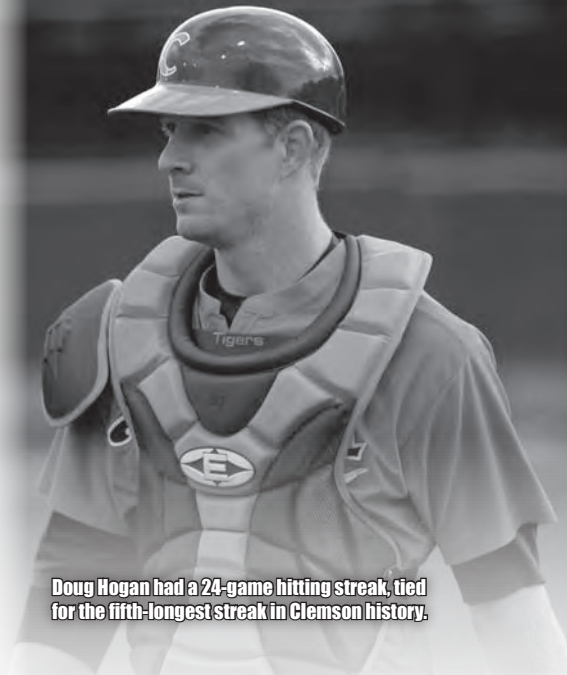
Clemson averaged 4,668 fans in its 30 home dates in 2008, the third-best average in school history, as the Tigers drew 140,040 fans at Doug Kingsmore Stadium. Clemson's top-five average attendance figures have all been established since 2004.

Clemson Single-Season Attendance Bests

Rk	Year	Dates	Attendance	Avg.
1.	2007	34	163,537	4810
2.	2006	39	184,946	4742
3.	2008	30	140,040	4668
4.	2005	32	129,553	4049
5.	2004	32	116,781	3649

NCAA & ACC Stat Rankings

Two Tigers finished 2008 in the top 25 in the nation in a statistical category. Matt Vaughn's 11 saves tied for 18th-most in the nation and D.J. Mitchell's 106 strikeouts tied for 22nd-most in the nation.



Doug Hogan had a 24-game hitting streak, tied for the fifth-longest streak in Clemson history.

Several Tigers finished in the top 10 in the ACC in statistical categories. Mitchell was fourth in the ACC in strikeouts, tied for fourth in complete games, sixth in innings pitched, and seventh in ERA. He also led the league in innings pitched in ACC regular-season games. Vaughn was third in the ACC in saves and eighth in appearances as well.

Freshman Kyle Parker tied for sixth in the ACC in homers and was tied for second in homers in ACC regular-season games. He was also second in RBIs and fifth in slugging percentage in league games.

Three Tigers Picked in MLB Draft

Three Tigers were taken in the Major League Draft on June 5, 6, 2008. Junior righty D.J. Mitchell was selected in the 10th round by the Yankees. He became the first Tiger drafted by the Yankees since 1990. Mitchell had a 6-5 record and 3.47 ERA in 20 appearances (14 starts) in 2008. He also allowed 97 hits and 40 walks with 106 strikeouts in 98.2 innings pitched. His strikeout total was the most by a Tiger since 1996, when Kris Benson struck out 204.

Senior catcher Doug Hogan was taken in the 18th round by the Rangers. He hit .271 with 11 homers, a team-best 51 RBIs, and 10 stolen bases in 2008. Hogan was chosen in the 16th round of the 2007 draft by the Indians, but he elected to return to Clemson for his senior season, when he earned his degree in financial management.

Junior lefty Ryan Hinson was picked in the 31st round by the Pirates. He had a 3-5 record and 4.74 ERA in 19 appearances (10 starts). In 68.1 innings pitched, he struck out 62 against only 22 walks.

With the three selections, Jack Leggett has had a total of 71 players drafted in his 15 seasons as head coach at Clemson. Thirteen of those 71 players were drafted twice, meaning a Tiger has been drafted 84 times in his tenure. Thirteen more Tigers have signed free-agent contracts as well.

2008 Tiger Draftees

#	Player, Pos.	Cl.	Rd	Pick	Team
9	D.J. Mitchell, RHP/OF	Jr.	10	320	Yankees
30	Doug Hogan, C	*Sr.	18	543	Rangers
45	Ryan Hinson, LHP	Jr.	31	924	Pirates

* - spent one season as a red-shirt player

In 2008, Clemson averaged 4,668 fans per date, the third-highest figure in school history.





D.J. Mitchell was a First-Team All-ACC starting pitcher in 2008 and totaled the most strikeouts (106) by a Tiger since 1996.

Hogan Had 24-Game Hitting Streak

Senior catcher Doug Hogan (Columbia, SC) ended 2007 on a 15-game hitting streak, and he had a hit in each of the first nine games of 2008, meaning he had a 24-game hitting streak. The streak came to an end in the first game of a doubleheader at Wake Forest on March 9.

His 24-game hitting streak tied for fifth-longest in Clemson history. During the streak, he was 39-for-99 (.394) with 11 doubles, one triple, seven homers, and 25 RBIs. Hogan, one of three team captains, was one of only two seniors on the 2008 squad.

Hogan hit .271 with 17 doubles, three triples, 11 homers, a team-best 51 RBIs, and 10 stolen bases in 59 games in 2008. He was one of only two Tigers (joining Wilson Boyd) to start every game in 2008.

Clemson's Longest Hitting Streaks

Rk	Player	Year(s)	HS	Avg
1.	Rusty Adkins	1965,66	41	.438
2.	Brian Kowitz	1989,90	37	.430
3.	Khalil Greene	2002	34	.519
4.	Tyler Colvin	2006	26	.435
5.	Doug Hogan	2007,08	24	.394
	Chuck Baldwin	1987	24	.436

Mitchell Kept Things Grounded

Junior righthander D.J. Mitchell (Rural Hall, NC) had a penchant for groundball outs. With the sinking action on all his pitches, he made his mark by keeping the ball down in the strikezone and forcing opponents into groundball outs.

In 2007, his first season to appear on the mound in a Tiger uniform, he had 69 groundball outs compared to just 31 flyball outs. In 2008, he had similar results, as he threw 116 groundball outs and 53 flyball outs. Therefore in his career, he had 185 groundball outs compared to only 84 flyball outs, better than a 2-to-1 ratio.

In 2008, Mitchell had a 6-5 record and 3.47 ERA. In 98.2 innings pitched over 14 starts and six relief appearances, he allowed 97 hits and 40 walks with 106 strikeouts. The 106 strikeouts were the most by a Tiger since 1996, when Kris Benson had 204 strikeouts.

His stats in ACC regular-season games were even better. He had a 4-3 record, 3.03 ERA, and .250 opponents' batting average in 10 starts against league foes.

Parker Excelled Against the ACC

Kyle Parker was at his best in ACC regular-season games in 2008. Overall, the freshman utility player hit .303 with 12 doubles, 14 homers, and 50 RBIs in 57 games (55 starts). But in ACC regular-season games, he hit .336 with six doubles, 10 homers, and 34 RBIs along with a .673 slugging percentage. In ACC regular-season games, the first-team freshman All-American tied for second in the league in homers, was second in RBIs, and was fifth in slugging percentage.

Paulsen Emerged as a Sophomore

Sophomore first-baseman Ben Paulsen (Acworth, GA) hit .310 with 18 doubles, one triple, 13 homers, and 49 RBIs in 2008. He also had a good eye at the plate. Paulsen walked 27 times and was hit-by-pitch six times, therefore he had a .393 on-base percentage. He led or tied for the team-lead in runs (46), hits (70), doubles, and slugging percentage (.571).

Despite the Tigers suffering a three-game sweep at #2 Miami (FL) in the first weekend in April, Paulsen shined. He went 6-for-12 (.500) with one double, two homers, and seven RBIs in the series. He had at least two hits, one run, and one RBI in each of the games against one of the nation's best teams. He also hit a two-out, three-run homer in the ninth inning to tie the score at Duke on April 20.

Against Furman at Fluor Field in Greenville, SC on May 7, he went 4-for-5 with a double, two runs, and two RBIs. He has performed especially well at Fluor Field. In three career games there, he is 9-for-13 (.692) with three doubles, one homer, seven runs, and seven RBIs.

Closing Suited Vaughn Well

Junior righthander Matt Vaughn (Summerville, SC) served as a middle reliever and spot starter during his first two seasons at Clemson. But in 2008, he became the Tigers' closer, and he did the job very well.

Vaughn, who had a team-best 3.15 ERA in 29 relief appearances and one start, had 11 saves in 2008. The 11 saves were third-most in a season in school history. In 40.0 innings pitched, the team co-captain allowed 40 hits (.256 opponents' batting average) and 12 walks with 43 strikeouts.

Tiger Tidbits

Clemson's Record...

In All Games:	31-27-1
In Home Games:	18-13
In Road Games:	10-12-1
In Neutral-Site Games:	3-2
In All ACC Regular-Season Games:	11-18-1
In Home ACC Regular-Season Games:	6-9
In Road ACC Regular-Season Games:	5-9-1
In All Non-ACC Regular-Season Games:	19-7
In Home Non-ACC Regular-Season Games:	12-4
In Road Non-ACC Regular-Season Games:	5-3
In Neutral Non-ACC Regular-Season Games:	2-0
In ACC Tournament Games:	1-2
In February:	5-0
In March:	13-8
In April:	6-12-1
In May:	7-7
On Monday:	0-1
On Tuesday:	5-2
On Wednesday:	6-4
On Thursday:	2-1
On Friday:	5-5
On Saturday:	6-9
On Sunday:	7-5-1
After a Loss:	9-17-1
Against Top-25 Teams:	3-17
Against Top-10 Teams:	0-13
Against Top-5 Teams:	0-12
In Day Games:	16-13-1
In Night Games:	15-14
Against Lefty Starters:	5-8
Against Righty Starters:	26-19-1
In 1-Run Games:	10-5
In 2-Run Games:	2-7
In 3-Run Games:	3-0
When Scoring First:	22-9-1
When Leading at the End of 7 Innings:	25-2
When Trailing at the End of 7 Innings:	4-22-1
When Tied at the End of 7 Innings:	2-2
When Leading at the End of 8 Innings:	29-0
When Trailing at the End of 8 Innings:	2-24-1
When Tied at the End of 8 Innings:	0-2
In Extra Innings:	0-1-1
When Scoring 5 or More Runs:	27-5-1
When Allowing Less Than 5 Runs:	16-2
When Out-Hitting Opponents:	24-3-1
When Clemson Had 10 or More Hits:	22-5-1
When Clemson Hit a Home Run:	21-10-1
When Clemson Committed 0 or 1 Errors:	16-17

Inning-By-Inning Scoring

Team	1	2	3	4	5	6	7	8	9	Ex.
Clemson	56	38	47	32	31	43	38	41	35	3
Opponents	34	43	29	48	25	48	36	40	34	4

Tiger Multiple Hit Game Leaders

#	Player	2	3	4	5+	Total
10	Ben Paulsen	14	6	1	--	21
5	Mike Freeman	14	7	--	--	21
12	Wilson Boyd	13	5	--	1	19
3	Jeff Schaus	10	6	--	1	17
25	Kyke Parker	12	4	--	1	17
30	Doug Hogan	11	4	--	--	15
6	Stan Widmann	10	3	--	--	13
21	Matt Sanders	4	2	1	--	7
	Clemson	103	40	2	3	148

Tiger Multiple RBI Game Leaders

#	Player	2	3	4	5+	Total
12	Wilson Boyd	7	3	3	--	13
10	Ben Paulsen	3	5	4	--	12
30	Doug Hogan	5	5	--	2	12
25	Kyle Parker	4	4	1	2	11
3	Jeff Schaus	4	2	1	--	7
21	Matt Sanders	5	1	--	--	6
6	Stan Widmann	1	2	--	1	4
5	Mike Freeman	1	1	--	1	3
26	Chris Epps	2	1	--	--	3
	Clemson	35	24	10	6	75

Batting

#	Player	Avg	GP-GS	AB	R	H	2B	3B	HR	RBI	TB	Sig%	BB	HP	SO	GDP	OB%	SF	SH	SB-SBA
5	Mike Freeman	.332	54-52	199	46	66	8	0	1	19	77	.387	20	3	28	2	.401	0	6	3-7
3	Jeff Schaus	.315	59-58	213	41	67	13	1	3	31	91	.427	33	5	28	6	.415	2	1	4-7
10	Ben Paulsen	.310	58-58	226	46	70	18	1	13	49	129	.571	27	6	54	2	.393	3	0	1-1
25	Kyle Parker	.303	57-55	211	44	64	12	0	14	50	118	.559	32	2	48	7	.400	0	2	2-3
12	Wilson Boyd	.300	59-59	233	42	70	12	1	11	44	117	.502	29	0	41	6	.376	1	6	6-9
30	Doug Hogan	.271	59-59	229	36	62	17	3	11	51	118	.515	18	9	65	3	.344	3	3	10-17
6	Stan Widmann	.238	54-52	206	30	49	10	1	2	29	67	.325	16	4	42	4	.297	6	2	14-16
----- Others -----																				
37	Adam Ward	.375	10-1	8	0	3	0	0	0	1	3	.375	0	0	1	1	.375	0	0	0-0
21	Matt Sanders	.297	46-33	128	20	38	9	0	2	18	53	.414	6	1	23	4	.331	1	6	1-1
4	John Hinson	.264	39-25	87	10	23	0	1	1	11	28	.322	8	0	12	2	.320	2	2	5-6
17	John Nester	.256	30-7	39	6	10	0	0	3	5	19	.487	4	1	15	0	.341	0	2	1-2
19	Alex Lee	.250	48-23	80	10	20	2	2	0	8	26	.325	14	1	29	0	.361	2	2	2-4
26	Chris Epps	.218	40-33	101	19	22	2	0	1	12	27	.267	30	2	32	1	.406	0	2	5-6
1	J.D. Burgess	.203	38-16	69	13	14	4	0	0	5	18	.261	8	0	18	7	.286	0	2	1-1
9	D.J. Mitchell	-----	7-0	0	1	0	0	0	0	0	0	-----	1	0	0	0	1.000	0	0	1-1
CLEMSON		.285	59-59	2029	364	578	107	10	62	333	891	.439	246	34	436	45	.368	20	36	56-81
OPPONENTS		.289	59-59	2053	341	593	111	11	62	305	912	.444	178	43	441	46	.355	22	36	39-63

LOB - Team (467), Opp (437). **DPs turned** - Team (54), Opp (54). **CI** - Team (1), Hogan 1, Opp (1). **IBB** - Team (3), Epps 1, Hogan 1, Paulsen 1, Opp (0).

Pitching

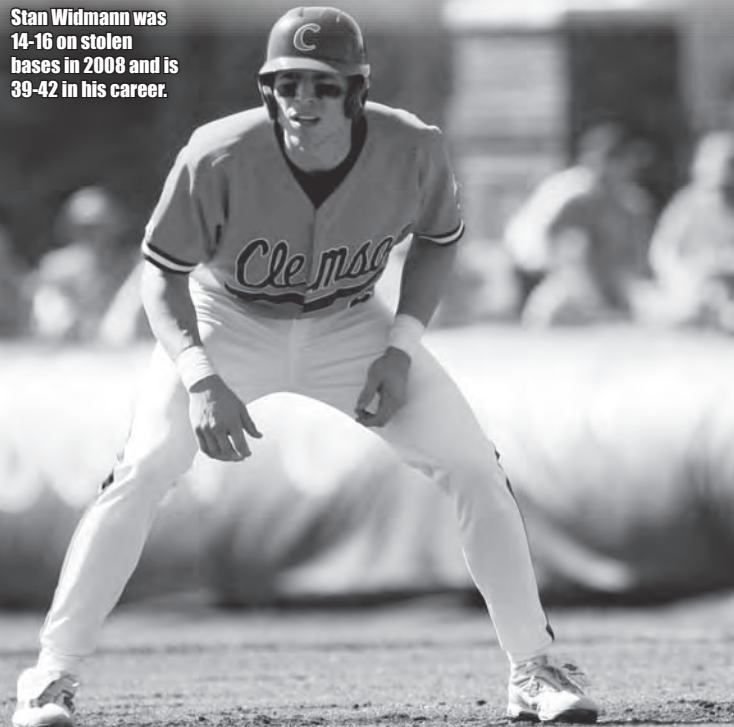
#	Player	ERA	W-L	APP	GS	CG	SHO/CBO	SV	IP	H	R	*ER	BB	SO	AB	O/BA	WP	HBP	BK
9	D.J. Mitchell	3.47	6-5	20	14	1	0/0	0	98.2	97	49	38	40	106	376	.258	11	5	0
45	Ryan Hinson	4.74	3-5	19	10	0	0/0	1	68.1	84	53	36	22	62	279	.301	2	4	0
15	Graham Stoneburner	5.55	6-5	16	14	1	1/0	0	71.1	78	53	44	21	52	278	.281	1	10	0
----- Others -----																			
22	Matt Vaughn	3.15	1-2	30	1	0	0/1	11	40.0	40	19	14	12	43	156	.256	2	1	0
36	Casey Harman	3.89	1-5	27	2	0	0/0	0	44.0	44	21	19	10	44	171	.257	1	3	1
32	Trey Delk	4.01	2-1	14	5	0	0/1	0	42.2	46	23	19	15	34	170	.271	2	4	1
23	Justin Sarratt	4.34	2-2	27	2	0	0/1	0	45.2	60	25	22	6	26	180	.333	1	2	1
35	Craig Gullickson	4.64	4-2	19	6	0	0/0	0	42.2	57	26	22	14	33	173	.329	1	3	2
20	Matt Zoltak	6.30	4-0	20	2	0	0/0	0	30.0	35	24	21	15	22	116	.302	0	3	0
8	Clinton McKinney	9.00	0-0	15	0	0	0/0	0	13.0	21	20	13	7	3	61	.344	2	2	0
33	William Bond	9.00	0-0	2	0	0	0/0	0	2.0	3	2	2	0	3	9	.333	0	0	0
13	Trent Rothlin	9.69	1-0	7	3	0	0/0	0	13.0	14	15	14	11	6	53	.264	3	3	0
40	Alex Martin	12.15	1-0	9	0	0	0/0	0	6.2	14	9	9	4	7	31	.452	1	2	0
27	Brock Schnabel	54.00	0-0	1	0	0	0/0	0	0.1	0	2	2	1	0	0	-----	1	1	0
CLEMSON		4.76	31-27-1	59	59	2	2/1	12	518.1	593	341	274	178	441	2053	.289	28	43	5
OPPONENTS		5.38	27-31-1	59	59	1	2/1	16	511.2	578	364	306	246	436	2029	.285	37	34	2

PB - Team (19), Hogan 16, Nester 3, Opp (17). **Pickoffs** - Team (19), Hogan 6, McKinney 4, Harman 3, Stoneburner 2, Zoltak 2, Mitchell 1, Sarratt 1, Opp (12). **IBB** - Team (0), Opp (3).
 * - Clemson had one team unearned run; Note: **Bold** denotes returning player.

Fielding

#	Player	GP-GS	C	PO	A	E	FLD%	DP
19	Alex Lee	48-23	55	55	0	0	1.000	0
17	John Nester	30-7	14	14	0	0	1.000	0
36	Casey Harman	27-2	11	1	10	0	1.000	0
45	Ryan Hinson	19-10	9	3	6	0	1.000	0
22	Matt Vaughn	30-1	8	2	6	0	1.000	0
37	Adam Ward	10-1	6	6	0	0	1.000	0
35	Craig Gullickson	19-6	3	0	3	0	1.000	0
40	Alex Martin	9-0	3	0	3	0	1.000	0
33	William Bond	2-0	1	1	0	0	1.000	0
10	Ben Paulsen	58-58	484	452	28	4	.992	50
30	Doug Hogan	59-59	483	429	49	5	.990	5
12	Wilson Boyd	59-59	134	130	2	2	.985	1
26	Chris Epps	40-33	57	55	1	1	.982	0
3	Jeff Schaus	59-58	85	78	4	3	.965	0
5	Mike Freeman	54-52	267	112	144	11	.959	40
15	Graham Stoneburner	16-14	21	6	14	1	.952	1
21	Matt Sanders	46-33	102	28	69	5	.951	8
6	Stan Widmann	54-52	242	86	142	14	.942	39
23	Justin Sarratt	27-2	11	3	7	1	.909	0
25	Kyle Parker	57-55	78	58	12	8	.897	0
1	J.D. Burgess	38-16	57	18	33	6	.895	6
9	D.J. Mitchell	27-14	28	8	17	3	.893	0
8	Clinton McKinney	15-0	11	3	6	2	.818	0
20	Matt Zoltak	20-2	10	1	7	2	.800	1
4	John Hinson	39-25	36	6	22	8	.778	0
32	Trey Delk	14-5	4	0	3	1	.750	0
13	Trent Rothlin	7-3	1	0	0	1	.000	0
CLEMSON		59-59	2221	1555	588	78	.965	54
OPPONENTS		59-59	2199	1535	578	86	.961	54

Stan Widmann was 14-16 on stolen bases in 2008 and is 39-42 in his career.



**31-27-1 Overall, 11-18-1 ACC Regular Season, 1-2 ACC Tournament, 18-13 Home, 10-12-1 Away, 3-2 Neutral,
16-13-1 Day, 15-14 Night, 10-5 One-Run Games, 0-1-1 Extra Innings, 3-17 vs. Top-25 Teams**

Date	Opponent (Rank)	W-L	Score	Site	CU Rank	CU Pitcher	Opp. Pitcher	Time	CU R-H-E	Opp. R-H-E	Attendance
2-23	Mercer ⁽¹⁾	W	12-5	H	23-13-16	• R. Hinson (1-0)	• Webster (0-1)	2:37	12-16-0	5-9-1	-----
2-23	Mercer ⁽²⁾	W	6-5	H	23-13-16	• Mitchell (1-0)	• Boyette (0-1)	2:15	6-8-1	5-8-2	6,317
2-24	Mercer	W	10-3	H	23-13-16	• Stoneburner (1-0)	• Hoelzer (0-1)	2:36	10-12-0	3-7-3	4,064
2-27	High Point	W	12-3	H	19-13-16	• Gullickson (1-0)	• Z. Scott (0-1)	2:36	12-14-2	3-11-1	3,491
2-29	College of Charleston	W	7-6	A	19-13-16	Martin (1-0)	Simpson (2-1)	2:55	7-13-2	6-10-1	2,083
3-1	South Carolina (10-3-3)	L	1-10	A	19-13-16	• R. Hinson (1-1)	• Cisco (2-0)	2:16	1-8-2	10-10-0	5,921
3-2	South Carolina (10-3-3)	L	1-5	H	19-13-16	• Mitchell (1-1)	• Cooper (1-1)	2:26	1-9-2	5-14-1	6,258
3-5	Wofford	W	9-7	H	23-17-17	Zoltak (1-0)	Summers (2-1)	2:58	9-14-3	7-11-1	3,710
3-8	*Wake Forest	L	11-13	A	23-17-17	• R. Hinson (1-2)	Negus (2-0)	2:52	11-12-1	13-15-2	317
3-9	*Wake Forest ⁽¹⁾	L	3-5	A	23-17-17	• Mitchell (1-2)	• Bullock (2-0)	2:24	3-7-0	5-5-3	-----
3-9	*Wake Forest ⁽²⁾	W	12-11	A	23-17-17	Rothlin (1-0)	Kledzik (0-1)	2:56	12-15-2	11-11-3	1,065
3-11	North Carolina-Greensboro	W	11-10	H	NR-NR-24	• Stoneburner (2-0)	• Slack (0-1)	3:15	11-14-2	10-13-2	3,689
3-12	North Carolina-Greensboro	W	6-5	H	NR-NR-24	Zoltak (2-0)	Gilliam (1-3)	2:39	6-6-0	5-9-2	4,132
3-14	*Boston College	L	4-6	H	NR-NR-24	• R. Hinson (1-3)	• Doyle (2-1)	2:40	4-12-1	6-8-2	3,846
3-15	*Boston College	L	6-7	H	NR-NR-24	Harman (0-1)	Dean (1-1)	2:31	6-9-3	7-12-2	3,995
3-16	*Boston College	W	16-2	H	NR-NR-24	• Stoneburner (3-0)	• MacDonald (2-2)	2:39	16-19-1	2-6-2	4,252
3-18	Coastal Carolina (21-NR-21)	W	9-6	^H		Sarratt (1-0)	• Anderson (3-1)	2:38	9-6-3	6-9-4	4,314
3-20	Furman	W	14-2	H		• Gullickson (2-0)	• Holloway (1-2)	2:49	14-15-0	2-9-3	3,891
3-21	*N.C. State	L	4-5	^H		Harman (0-2)	Cutler (3-0)	2:53	4-9-1	5-11-0	4,560
3-22	*N.C. State	W	3-2	^H		• Mitchell (2-2)	• Shunick (2-2)	2:17	3-9-2	2-7-1	4,987
3-23	*N.C. State	W	2-0	H		• STONEBURNER (4-0)	• McConnell (2-1)	1:58	2-7-1	0-2-2	4,546
3-25	Elon	W	5-4	^H		Zoltak (3-0)	• Harrilichak (2-1)	2:39	5-8-0	4-5-1	4,325
3-26	Elon	W	2-1	^H		• Gullickson (3-0)	Porter (1-1)	2:21	2-5-0	1-4-2	4,502
3-28	*Maryland	W	2-1	^A		• Mitchell (3-2)	• Swinson (3-3)	2:28	2-8-3	1-5-1	368
3-29	*Maryland	L	3-5	A		Sarratt (1-1)	Kolarek (1-0)	2:30	3-7-2	5-6-0	579
3-30	*Maryland	W	6-2	A		• R. Hinson (2-3)	Kearney (0-1)	2:26	6-13-1	2-6-1	347
4-1	Georgia	L	3-11	^A		• Gullickson (3-1)	• McRee (4-1)	2:45	3-4-4	11-13-1	3,432
4-2	Georgia	L	4-6	^H		Harman (0-3)	Esmonde (1-0)	2:22	4-5-2	6-9-0	5,973
4-4	*Miami (FL) (2-3-2)	L	4-6	^A		Vaughn (0-1)	Bellamy (4-0)	2:45	4-7-1	6-10-1	3,000
4-5	*Miami (FL) (2-3-2)	L	5-15	^A		Harman (0-4)	Bellamy (5-0)	3:40	5-10-0	15-13-2	3,000
4-6	*Miami (FL) (2-3-2)	L	6-7	A		• R. Hinson (2-4)	Guerra (1-0)	2:53	6-7-2	7-7-1	2,633
4-9	South Carolina (15-15-14)	L	1-7	^A		• Gullickson (3-2)	• Godwin (3-2)	2:06	1-5-0	7-11-1	5,763
4-11	*North Carolina ^N (4-4-4)	L	2-8	^H		• Mitchell (3-3)	• White (6-2)	3:12	2-5-1	8-10-1	6,317
4-12	*North Carolina (4-4-4)	L	3-4	H		• Stoneburner (4-1)	Catapano (2-0)	2:49	3-7-2	4-11-3	5,893
4-13	*North Carolina (4-4-4)	L	4-8	H		• R. Hinson (2-5)	Catapano (3-0)	2:52	4-8-1	8-18-0	5,240
4-15	Western Carolina	L	2-6	^H		Vaughn (0-2)	Saberhagen (3-3)	2:42	2-5-1	6-12-2	3,674
4-16	South Carolina (14-12-10)	L	0-6	^H		• Sarratt (1-2)	• Godwin (4-2)	2:26	0-3-2	6-13-0	5,938
4-18	*Duke	W	7-4	^A		• Mitchell (4-3)	• Wolcott (3-3)	2:40	7-14-0	4-11-3	632
4-19	*Duke	L	1-10	A		• Stoneburner (4-2)	• Manno (4-0)	2:40	1-7-2	10-10-1	1,567
4-20	*Duke	T ⁽¹⁰⁾	6-6	A		-----	-----	2:45	6-12-2	6-9-1	854
4-22	Western Carolina	W	6-0	^A		• Delk (1-0)	• Ottone (1-2)	2:29	6-10-0	0-3-4	1,864
4-23	#Presbyterian	W	12-7	^N1		Gullickson (4-2)	• Dollar (2-3)	2:59	12-15-3	7-17-1	5,019
4-25	*Virginia Tech	W	13-5	^H		• Stoneburner (5-2)	• Ballard (2-5)	2:58	13-10-1	5-10-4	4,885
4-26	*Virginia Tech	W	8-7	^H		Vaughn (1-2)	Wymer (5-5)	2:45	8-8-3	7-15-0	4,707
4-27	*Virginia Tech	W	10-2	H		• Mitchell (5-3)	• Hahn (2-5)	2:39	10-13-1	2-6-1	3,641
5-3	*Florida State (5-4-3)	L ⁽¹⁰⁾	8-9	^H		Harman (0-5)	Strauss (7-0)	3:21	8-12-1	9-15-0	5,359
5-4	*Florida State (5-4-3)	L	4-13	^H		• Stoneburner (5-3)	• Villanueva (5-2)	2:44	4-10-0	13-17-2	5,070
5-5	*Florida State (4-4-3)	L	2-4	H		• Delk (1-1)	• Parker (5-1)	2:32	2-9-1	4-12-1	4,156
5-7	#Furman	W	11-5	^N1		Zoltak (4-0)	Hale (1-1)	2:54	11-15-0	5-9-0	5,030
5-9	*Georgia Tech (NR-25-NR)	L	1-5	^A		• MITCHELL (5-4)	• Duncan (7-2)	2:00	1-6-1	5-14-0	1,852
5-10	*Georgia Tech (NR-25-NR)	L	1-7	^A		• Stoneburner (5-4)	• Burns (6-4)	2:34	1-8-0	7-10-1	2,155
5-11	*Georgia Tech (NR-25-NR)	W	16-6	A		• Delk (2-1)	• Von Tersch (6-4)	3:10	16-20-0	6-12-1	1,781
5-13	College of Charleston	W	12-6	^H		Harman (1-5)	• Caulfield (4-3)	3:03	12-10-3	6-9-3	4,308
5-15	Central Florida	W	9-1	^A		• Mitchell (6-4)	• Sweat (5-4)	2:44	9-13-2	1-6-2	1,017
5-16	Central Florida	W	7-3	^A		• Stoneburner (6-4)	• Herold (4-4)	3:14	7-12-2	3-8-2	1,452
5-17	Central Florida	W	8-5	^A		Sarratt (2-2)	Griggs (1-4)	3:07	8-12-2	5-14-1	1,625
5-21	+Miami (FL) (3-2-2)	L	1-7	N2		• Mitchell (6-5)	• Hernandez (11-0)	2:16	1-6-1	7-8-1	4,662
5-22	+N.C. State (20-22-22)	L ⁽⁷⁾	0-10	^N2		• Stoneburner (6-5)	• SHUNICK (6-5)	2:03	0-2-0	10-17-0	6,248
5-24	+Georgia Tech (NR-NR-24)	W	10-4	N2		R. Hinson (3-5)	Von Tersch (7-5)	2:58	10-13-2	4-11-2	7,916

* - ACC regular-season game; #, N1 - Greenville, SC (Fluor Field); +, N2 - ACC Tournament at Jacksonville, FL; ^ - due to inclement weather, game was completed on Apr. 12; ^ - night game; - - decision came in a starting role; Note: Pitchers in ALL CAPS denotes a complete game; **bold** denotes a Clemson home game; rankings by **Baseball America**, **Collegiate Baseball**, **Sports Weekly**; official home attendance (30 dates): 140,040 (4,668 per date).

The Tigers defeated Presbyterian (12-7) and Furman (11-5) at Fluor Field in Greenville, SC in 2008. The Tigers are scheduled to play two more games at Fluor Field in 2009.

2008 ACC Regular-Season Stats

Batting

#	Player	Avg	GP-GS	AB	R	H	2B	3B	HR	RBI	TB	Slg%	BB	HP	SO	GDP	OB%	SF	SH	SB-SBA
3	Jeff Schaus	.360	30-30	111	24	40	9	0	0	12	49	.441	18	3	15	3	.462	0	0	4-6
5	Mike Freeman	.350	30-29	117	26	41	3	0	0	9	44	.376	10	1	15	1	.406	0	6	1-4
25	Kyle Parker	.336	29-29	107	24	36	6	0	10	34	72	.673	20	0	26	4	.441	0	1	1-2
12	Wilson Boyd	.299	30-30	127	19	38	6	1	4	23	58	.457	12	0	20	3	.360	0	2	4-6
10	Ben Paulsen	.267	29-29	120	20	32	10	0	6	22	60	.500	11	1	33	0	.331	1	0	0-0
30	Doug Hogan	.254	30-30	118	19	30	10	3	4	29	58	.492	8	6	36	3	.328	2	3	7-10
6	Stan Widmann	.200	27-26	105	12	21	7	0	0	8	28	.267	11	3	30	2	.289	2	0	7-7
----- Others -----																				
21	Matt Sanders	.310	23-18	71	10	22	6	0	0	7	28	.394	2	0	13	2	.329	0	4	1-1
4	John Hinson	.304	21-13	46	3	14	0	1	0	6	16	.348	4	0	2	2	.360	0	0	2-3
17	John Nester	.267	12-2	15	1	4	0	0	0	1	4	.267	1	0	5	0	.313	0	1	0-1
37	Adam Ward	.250	4-1	4	0	1	0	0	0	0	1	.250	0	0	1	0	.250	0	0	0-0
1	J.D. Burgess	.207	19-7	29	4	6	0	0	0	2	6	.207	2	0	8	2	.258	0	1	1-1
26	Chris Epps	.180	20-16	50	8	9	0	0	0	5	9	.180	13	2	17	1	.369	0	1	3-4
19	Alex Lee	.158	26-10	38	3	6	1	1	0	1	9	.237	5	0	14	0	.256	0	1	1-1
9	D.J. Mitchell	-----	3-0	0	0	0	0	0	0	0	0	-----	0	0	0	0	-----	0	0	0-0
CLEMSON		.284	30-30	1058	173	300	58	6	24	159	442	.418	117	16	235	23	.362	5	20	32-46
OPPONENTS		.295	30-30	1031	185	304	56	3	31	170	459	.445	94	27	216	30	.365	12	23	16-31

LOB - Team (246), Opp (213). **DPs turned** - Team (34), Opp (28). **CI** - Team (1), Hogan 1, Opp (1). **IBB** - Team (1), Paulsen 1, Opp (0).

Pitching

#	Player	ERA	W-L	APP	GS	CG	SHO/CBO	SV	IP	H	R	*ER	BB	SO	AB	O/BA	WP	HBP	BK
9	D.J. Mitchell	3.03	4-3	10	10	1	0/0	0	68.1	63	30	23	25	65	252	.250	8	5	0
45	Ryan Hinson	5.59	1-4	11	8	0	0/0	0	46.2	59	38	29	15	40	191	.309	1	3	0
15	Graham Stoneburner	5.65	3-4	10	9	1	1/0	0	51.0	55	41	32	15	39	201	.274	0	8	0
----- Others -----																			
13	Trent Rothlin	0.00	1-0	1	0	0	0/0	0	1.0	0	0	0	0	1	3	.000	0	1	0
8	Clinton McKinney	1.69	0-0	6	0	0	0/0	0	5.1	5	3	1	0	1	22	.227	0	1	0
22	Matt Vaughn	2.55	1-1	13	0	0	0/0	4	17.2	20	10	5	7	19	72	.278	1	0	0
23	Justin Sarratt	5.19	0-1	13	0	0	0/0	0	17.1	23	12	10	2	9	65	.354	0	0	0
36	Casey Harman	5.40	0-4	12	0	0	0/0	0	13.1	16	9	8	5	13	52	.308	1	0	1
32	Trey Delk	5.87	1-1	6	2	0	0/0	0	15.1	20	10	10	8	13	61	.328	1	3	0
35	Craig Gullickson	6.75	0-0	7	0	0	0/0	0	13.1	21	10	10	5	8	55	.382	0	2	0
33	William Bond	9.00	0-0	1	0	0	0/0	0	1.0	2	1	1	0	0	5	.400	0	0	0
20	Matt Zoltak	10.32	0-0	8	1	0	0/0	0	11.1	14	15	13	10	6	42	.333	0	3	0
40	Alex Martin	32.40	0-0	3	0	0	0/0	0	1.2	6	6	6	2	2	10	.600	1	1	0
	CLEMSON	5.02	11-18-1	30	30	2	1/0	4	263.1	304	185	147	94	216	1031	.295	13	27	1
	OPPONENTS	4.74	18-11-1	30	30	0	0/0	13	266.0	300	173	140	117	235	1058	.284	15	16	1

PB - Team (11), Hogan 11, Opp (10). **Pickoffs** - Team (8), Hogan 4, Harman 1, McKinney 1, Mitchell 1, Stoneburner 1, Opp (7). **IBB** - Team (0), Opp (1). * - Clemson had one team unearned run; Note: **Bold** denotes returning player.

Career Stats of 2009 Players

Batting

#	Player	Avg	GP-GS	AB	R	H	2B	3B	HR	RBI	TB	Slg%	BB	HP	SO	GDP	OB%	SF	SH	SB-SBA
37	Adam Ward	.375	13-1	8	0	3	0	0	0	1	3	.375	1	0	1	1	.444	0	0	0-0
5	Mike Freeman	.332	54-52	199	46	66	8	0	1	19	77	.387	20	3	28	2	.401	0	6	3-7
3	Jeff Schaus	.315	59-58	213	41	67	13	1	3	31	91	.427	33	5	28	6	.415	2	1	4-7
25	Kyle Parker	.303	57-55	211	44	64	12	0	14	50	118	.559	32	2	48	7	.400	0	2	2-3
21	Matt Sanders	.297	46-33	128	20	38	9	0	2	18	53	.414	6	1	23	4	.331	1	6	1-1
12	Wilson Boyd	.293	121-104	426	81	125	19	4	13	74	191	.448	46	1	72	7	.362	2	9	7-15
10	Ben Paulsen	.287	116-104	404	73	116	27	1	18	69	199	.493	45	8	82	8	.367	4	2	1-1
18	Addison Johnson	.286	61-58	217	35	62	8	5	1	23	83	.382	25	2	32	5	.365	0	6	8-11
6	Stan Widmann	.284	193-191	701	110	199	30	5	8	90	263	.375	59	7	136	15	.340	12	11	39-42
4	John Hinson	.264	39-25	87	10	23	0	1	1	11	28	.322	8	0	12	2	.320	2	2	5-6
17	John Nester	.256	30-7	39	6	10	0	0	3	5	19	.487	4	1	15	0	.341	0	2	1-2
26	Chris Epps	.218	40-33	101	19	22	2	0	1	12	27	.267	30	2	32	1	.406	0	2	5-6

Pitching

#	Player	ERA	W-L	APP	GS	CG	SHO/CBO	SV	IP	H	R	ER	BB	SO	AB	O/BA	WP	HBP	BK
45	Ryan Hinson	3.68	13-7	57	25	0	0/0	2	181.0	180	100	74	79	153	690	.261	12	14	1
36	Casey Harman	3.89	1-5	27	2	0	0/0	0	44.0	44	21	19	10	44	171	.257	1	3	1
22	Matt Vaughn	3.98	5-3	59	3	0	0/3	12	92.2	103	57	41	33	95	372	.277	5	4	2
32	Trey Delk	4.01	2-1	14	5	0	0/1	0	42.2	46	23	19	15	34	170	.271	2	4	1
23	Justin Sarratt	4.45	2-3	40	2	0	0/1	0	58.2	81	39	29	11	39	237	.342	2	3	2
35	Craig Gullickson	4.64	4-2	19	6	0	0/0	0	42.2	57	26	22	14	33	173	.329	1	3	2
15	Graham Stoneburner	5.55	6-5	16	14	1	1/0	0	71.1	78	53	44	21	52	278	.281	1	10	0
8	Clinton McKinney	9.00	0-0	15	0	0	0/0	0	13.0	21	20	13	7	3	61	.344	2	2	0
42	Josh Thrailkill	9.00	0-0	3	1	0	0/0	0	5.0	9	5	5	0	5	22	.409	0	0	0

Note: Only includes stats of players while at Clemson.

From 2005-08, the ACC Tournament was held at The Baseball Grounds of Jacksonville (FL). The Tigers had a 9-6 record in those four tournaments and won the 2006 championship.



ACC Tournament

Batting

#	Player	Avg	GP-GS	AB	R	H	2B	3B	HR	RBI	TB	Slg%	BB	HP	SO	GDP	OB%	SF	SH	SB-SBA
12	Wilson Boyd	.455	3-3	11	2	5	1	0	1	1	9	.818	0	0	3	0	.455	0	0	0-0
5	Mike Freeman	.364	3-3	11	2	4	1	0	0	1	5	.455	2	0	4	0	.462	0	0	0-0
30	Doug Hogan	.364	3-3	11	1	4	0	0	0	0	4	.364	0	1	4	0	.417	0	0	0-1
21	Matt Sanders	.300	3-3	10	0	3	0	0	0	0	3	.300	0	0	0	1	.300	0	0	0-0
25	Kyle Parker	.182	3-3	11	1	2	0	0	0	1	2	.182	1	1	2	2	.308	0	0	0-0
3	Jeff Schaus	.167	3-3	12	2	2	0	0	1	2	5	.417	1	0	2	0	.231	0	0	0-0
10	Ben Paulsen	.083	3-3	12	1	1	1	0	1	4	4	.333	0	0	3	0	.083	0	0	0-0
6	Stan Widmann	.000	3-3	8	0	0	0	0	0	1	0	.000	0	0	4	0	.000	1	1	1-1
----- Others -----																				
1	J.D. Burgess	.000	1-1	2	1	0	0	0	0	0	0	.000	1	0	1	0	.333	0	0	0-0
26	Chris Epps	.000	1-1	2	1	0	0	0	0	0	0	.000	2	0	1	0	.500	0	1	0-0
4	John Hinson	.000	1-1	2	0	0	0	0	0	0	0	.000	0	0	1	0	.000	0	0	0-0
CLEMSON		.228	3-3	92	11	21	2	0	3	10	32	.348	7	2	25	3	.294	1	2	1-2
OPPONENTS		.350	3-3	103	21	36	3	0	3	19	48	.466	7	1	21	3	.389	2	1	3-3

LOB - Team (18), Opp (21). DPs turned - Team (3), Opp (3). IBB - Team (1), Epps 1, Opp (0).

Pitching

#	Player	ERA	W-L	APP	GS	CG	SHO/CBO	SV	IP	H	R	*ER	BB	SO	AB	O/BA	WP	HBP	BK
36	Casey Harman	0.00	0-0	2	0	0	0/0	0	4.0	0	0	0	0	2	12	.000	0	0	0
23	Justin Sarratt	3.60	0-0	1	0	0	0/0	0	5.0	8	2	2	0	2	18	.444	0	0	0
32	Trey Delk	4.91	0-0	1	1	0	0/0	0	3.2	5	3	2	1	1	16	.313	0	1	1
9	D.J. Mitchell	9.00	0-1	1	1	0	0/0	0	6.0	8	7	6	3	11	26	.308	1	0	0
----- Others -----																			
22	Matt Vaughn	0.00	0-0	1	0	0	0/0	0	1.0	2	0	0	0	0	5	.400	0	0	0
20	Matt Zoltak	0.00	0-0	1	0	0	0/0	0	1.0	0	0	0	0	1	3	.000	0	0	0
45	Ryan Hinson	3.86	1-0	1	0	0	0/0	0	2.1	4	1	1	1	3	11	.364	0	0	0
35	Craig Gullickson	54.00	0-0	1	0	0	0/0	0	0.1	3	2	2	2	0	4	.750	0	0	0
15	Graham Stoneburner	81.00	0-1	1	1	0	0/0	0	0.2	6	6	6	0	1	8	.750	0	0	0
CLEMSON		7.12	1-2	3	3	0	0/0	0	24.0	36	21	19	7	21	103	.350	1	1	1
OPPONENTS		3.60	2-1	3	3	1	1/0	0	25.0	21	11	10	7	25	92	.228	1	2	0

PB - Team (2), Hogan 2, Opp (0). IBB - Team (0), Opp (1). * - Clemson had no team unearned runs; Note: **Bold** denotes returning player.



2008 Superlatives

	Team
At-Bats:	47 vs. Georgia Tech, 5/11
Runs:	16 vs. Boston College, 3/16
	16 vs. Georgia Tech, 5/11
Runs in Inning:	9 vs. Mercer, 2/24 (3rd)
	9 vs. Boston College, 3/16 (6th)
Hits:	20 vs. Georgia Tech, 5/11
Batting Average:	.442 vs. Boston College, 3/16
RBIs:	14 vs. Boston College, 3/16
	14 vs. Georgia Tech, 5/11
Doubles:	5 vs. many (5)
Triples:	2 vs. Central Florida, 5/15
Home Runs:	4 vs. High Point, 2/27
Extra Base Hits:	7 vs. many (5)
Total Bases:	30 vs. Georgia Tech, 5/11
Slugging Percentage:	.784 vs. High Point, 2/27
Walks By CU Hitters:	9 vs. Virginia Tech, 4/25
	9 vs. Florida State*, 5/3
Runners Left on Base:	14 vs. Florida State*, 5/3
Sacrifice Bunts:	3 vs. Maryland, 3/30
	3 vs. North Carolina, 4/12
	3 vs. Duke, 4/18
Sacrifice Flies:	3 vs. Central Florida, 5/15
Hit-By-Pitch:	3 vs. Georgia, 4/1
Stolen Bases:	4 vs. Boston College, 3/14
	4 vs. Virginia Tech, 4/25
Stolen Base Attempts:	5 vs. Boston College, 3/14
Putouts:	30 vs. Duke*, 4/20
	30 vs. Florida State*, 5/3
Assists:	19 vs. Florida State*, 5/3
Double Plays Turned:	4 vs. Florida State*, 5/3
Errors:	4 vs. Georgia, 4/1
Scoring Margin:	+14 vs. Boston College, 3/16

Longest Game:	3:40 vs. Miami (FL), 4/5
Shortest Game:	1:58 vs. N.C. State, 3/23
Innings Pitched:	10.0 vs. Duke*, 4/20
	10.0 vs. Florida State*, 5/3
Strikeouts By CU Pitchers:	13 vs. Elon, 3/26
	13 vs. Miami (FL), 5/21

	Individual
At-Bats:	6 by many (4), many times (7)
Runs:	5 by Kyle Parker vs. Wake Forest, 3/9 ⁽²⁾
Hits:	5 by Kyle Parker vs. Wake Forest, 3/9 ⁽²⁾
	5 by Wilson Boyd vs. Boston College, 3/16
	5 by Jeff Schaus vs. Georgia Tech, 5/11
	7 by Kyle Parker vs. Wake Forest, 3/9 ⁽²⁾
RBIs:	2 by many (5), many times (8)
Doubles:	1 by many (7), many times (10)
Triples:	3 by Kyle Parker vs. Wake Forest, 3/9 ⁽²⁾
Home Runs:	4 by Kyle Parker vs. Wake Forest, 3/9 ⁽²⁾
Extra Base Hits:	15 by Kyle Parker vs. Wake Forest, 3/9 ⁽²⁾
Total Bases:	4 by Kyle Parker vs. Florida State*, 5/3
Walks By CU Hitters:	2 by many (12), many times (36)
Sacrifice Bunts:	1 by many (8), many times (20)
Sacrifice Flies:	2 by Ben Paulsen vs. Georgia, 4/1
Hit-By-Pitch By CU Hitters:	2 by Wilson Boyd vs. Boston College, 3/14
Stolen Bases:	2 by Stan Widmann vs. many (3)
	2 by Chris Epps vs. Virginia Tech, 4/25
	2 by many (4), many times (6)
Stolen Base Attempts:	15 by Ben Paulsen vs. Central Florida, 5/15
Putouts:	8 by Stan Widmann vs. Florida State*, 5/3
Assists:	2 by many (7), many times (10)
Errors:	9.0 by Graham Stoneburner vs. N.C. State, 3/23
Innings Pitched:	11 by D.J. Mitchell vs. Miami (FL), 5/21
Strikeouts By CU Pitchers:	

* - 10-inning game; Note: **Bold** denotes a Clemson home game.

2008 Home Runs

#	Player ^(#)	Opponent (Date)	Inn.	Outs	H	A	L/R
1.	Boyd ⁽¹⁾	Mercer (2/23) ⁽¹⁾	1	0	2	R	
2.	Hogan ⁽¹⁾	Mercer (2/23) ⁽¹⁾	6	0	2	R	
3.	Epps ⁽¹⁾	Mercer (2/23) ⁽²⁾	3	0	2	R	
4.	Boyd ⁽²⁾	Mercer (2/24)	3	1	1	R	
5.	Boyd ⁽³⁾	Mercer (2/24)	3	2	3	R	
6.	Nester ⁽¹⁾	Mercer (2/24)	7	2	1	R	
7.	Paulsen ⁽¹⁾	High Point (2/27)	1	1	3	R	
8.	Parker ⁽¹⁾	High Point (2/27)	7	0	1	R	
9.	Boyd ⁽⁴⁾	High Point (2/27)	7	1	3	R	
10.	Nester ⁽²⁾	High Point (2/27)	7	2	2	R	
11.	Boyd ⁽⁵⁾	College of Charleston (2/29)	3	2	2	R	
12.	Hogan ⁽²⁾	College of Charleston (2/29)	3	2	1	R	
13.	Paulsen ⁽²⁾	College of Charleston (2/29)	6	0	1	R	
14.	Paulsen ⁽³⁾	* Wake Forest (3/8)	3	0	1	R	
15.	Hogan ⁽³⁾	* Wake Forest (3/8)	4	1	3	R	
16.	Parker ⁽²⁾	* Wake Forest (3/9) ⁽²⁾	4	1	1	R	
17.	Parker ⁽³⁾	* Wake Forest (3/9) ⁽²⁾	6	0	1	R	
18.	Parker ⁽⁴⁾	* Wake Forest (3/9) ⁽²⁾	9	0	3	R	
19.	Paulsen ⁽⁴⁾	North Carolina-Greensboro (3/11)	1	1	3	R	
20.	Freeman ⁽¹⁾	North Carolina-Greensboro (3/11)	6	1	4	R	
21.	Nester ⁽³⁾	North Carolina-Greensboro (3/12)	8	0	1	L	
22.	Paulsen ⁽⁵⁾	North Carolina-Greensboro (3/12)	9	0	1	R	
23.	Parker ⁽⁵⁾	* Boston College (3/16)	6	2	2	R	
24.	Hogan ⁽⁴⁾	Coastal Carolina (3/18)	1	0	2	R	
25.	J. Hinson ⁽¹⁾	Coastal Carolina (3/18)	2	0	2	R	
26.	Hogan ⁽⁵⁾	Coastal Carolina (3/18)	2	1	3	R	
27.	Hogan ⁽⁶⁾	Furman (3/20)	4	0	4	R	
28.	Hogan ⁽⁷⁾	Furman (3/20)	5	2	2	R	
29.	Paulsen ⁽⁶⁾	* N.C. State (3/21)	5	1	3	L	
30.	Parker ⁽⁶⁾	* N.C. State (3/21)	5	1	1	L	
31.	Paulsen ⁽⁷⁾	Elon (3/25)	5	2	1	L	
32.	Paulsen ⁽⁸⁾	Georgia (4/2)	3	1	2	R	
33.	Paulsen ⁽⁹⁾	* Miami (FL) (4/4)	6	0	1	L	
34.	Hogan ⁽⁵⁾	* Miami (FL) (4/5)	3	1	2	R	
35.	Paulsen ⁽¹⁰⁾	* Miami (FL) (4/6)	7	2	2	R	
36.	Hogan ⁽⁹⁾	South Carolina (4/9)	1	2	1	R	
37.	Sanders ⁽¹⁾	Western Carolina (4/15)	3	1	1	R	
38.	Paulsen ⁽¹¹⁾	* Duke (4/20)	9	2	3	R	
39.	Boyd ⁽⁶⁾	* Virginia Tech (4/25)	1	0	3	R	
40.	Paulsen ⁽¹²⁾	* Virginia Tech (4/25)	5	0	1	R	
41.	Parker ⁽⁷⁾	* Virginia Tech (4/25)	8	0	3	L	
42.	Parker ⁽⁸⁾	* Virginia Tech (4/26)	4	0	1	L	
43.	Hogan ⁽¹⁰⁾	* Virginia Tech (4/26)	6	2	3	R	
44.	Parker ⁽⁹⁾	* Virginia Tech (4/26)	8	0	3	L	
45.	Boyd ⁽⁷⁾	* Virginia Tech (4/27)	3	2	2	R	
46.	Boyd ⁽⁸⁾	* Florida State (5/3)	6	0	1	L	
47.	Hogan ⁽¹¹⁾	* Florida State (5/3)	9	2	2	R	
48.	Parker ⁽¹⁰⁾	* Florida State (5/3)	10	1	3	R	
49.	Parker ⁽¹¹⁾	* Georgia Tech (5/9)	6	1	1	L	
50.	Boyd ⁽⁹⁾	* Georgia Tech (5/11)	6	2	3	R	
51.	Schaus ⁽¹⁾	College of Charleston (5/13)	1	0	2	R	
52.	Widmann ⁽¹⁾	College of Charleston (5/13)	2	0	3	R	
53.	Widmann ⁽²⁾	College of Charleston (5/13)	7	2	2	R	
54.	Parker ⁽¹²⁾	Central Florida (5/15)	5	1	1	R	
55.	Parker ⁽¹³⁾	Central Florida (5/16)	5	0	2	L	
56.	Schaus ⁽²⁾	Central Florida (5/16)	8	2	3	R	
57.	Parker ⁽¹⁴⁾	Central Florida (5/17)	1	1	2	L	
58.	Boyd ⁽¹⁰⁾	Central Florida (5/17)	4	1	1	L	
59.	Sanders ⁽²⁾	Central Florida (5/17)	8	1	1	L	
60.	Schaus ⁽³⁾	+ Georgia Tech (5/24)	3	2	2	R	
61.	Boyd ⁽¹¹⁾	+ Georgia Tech (5/24)	6	0	1	R	
62.	Paulsen ⁽¹³⁾	+ Georgia Tech (5/24)	7	0	4	R	

* - ACC regular-season game; + - ACC Tournament at Jacksonville, FL; ^ - pitcher throws; H - 1...solo, 2...2-run, 3...3-run, 4...grand slam; Note: **Bold** denotes a Clemson home game.



2008 Individual Game-By-Game Batting Stats



Date	Opponent	Boyd	Burgess	Epps	Freeman	J. Hinson	Hogan	Lee	Nester	Parker	Paulsen	Sanders	Schaus	Ward	Widmann
		AB-R-H-RBI	AB-R-H-RBI	AB-R-H-RBI	AB-R-H-RBI	AB-R-H-RBI	AB-R-H-RBI	AB-R-H-RBI	AB-R-H-RBI	AB-R-H-RBI	AB-R-H-RBI	AB-R-H-RBI	AB-R-H-RBI	AB-R-H-RBI	AB-R-H-RBI
2-23	Mercer ⁽¹⁾	*5-2-3-2	1-0-0-0	*3-2-3-1	*3-0-0-0	*3-1-1-1	*4-2-3-2	*4-0-2-4	1-0-0-0	1-1-1-0	*3-1-0-0	0-0-0-0	*3-1-0-0	1-0-1-1	*5-2-2-0
2-23	Mercer ⁽²⁾	*3-1-0-0	-----	*4-2-2-2	*2-1-1-1	*4-0-1-0	*4-0-1-1	*3-1-1-0	-----	-----	*3-0-1-0	-----	*4-1-1-0	-----	*2-0-0-1
2-24	Mercer	*4-2-2-4	*4-1-2-1	*3-1-1-1	-----	*5-1-2-1	*3-1-1-0	*3-0-0-0	1-1-1-1	*4-1-1-1	*3-1-0-0	1-0-0-0	2-0-0-0	0-0-0-0	*4-1-2-0
2-27	High Point	*4-3-2-3	*3-2-2-0	*5-0-0-0	-----	-----	*4-0-1-1	*5-0-1-0	2-1-1-2	*4-1-1-1	*2-2-2-4	1-0-0-0	*3-0-1-0	0-0-0-0	*4-3-3-1
2-29	College of Charleston	*5-1-1-2	*3-0-1-1	*5-0-0-0	-----	-----	*5-1-3-1	*2-0-0-0	0-0-0-0	*5-2-3-0	*5-1-3-1	-----	*4-0-1-0	-----	*5-1-1-0
3- 1	South Carolina	*4-0-1-0	*3-0-1-1	*4-0-0-0	-----	-----	*4-0-1-0	*2-1-2-0	1-0-0-0	*4-0-1-0	*3-0-1-0	1-0-0-0	*3-0-0-0	-----	*5-0-1-0
3- 2	South Carolina	*4-0-3-0	*4-0-0-0	*4-0-1-0	-----	-----	*4-0-1-0	*3-0-2-0	-----	*4-0-0-0	*3-1-1-0	-----	*4-0-1-0	-----	*4-0-0-0
3- 5	Wofford	*5-0-2-2	*4-1-1-0	*1-2-1-0	1-0-0-0	-----	*4-0-1-0	0-0-0-0	-----	*4-1-1-0	*5-2-3-1	*3-1-1-0	*4-1-3-3	-----	*3-1-1-3
3- 8	*Wake Forest	*5-1-2-2	-----	*4-1-0-0	*5-1-1-0	-----	*5-1-1-3	*4-1-1-0	1-0-0-0	-----	*4-2-2-1	*5-2-3-3	*2-1-1-1	-----	*5-1-1-1
3- 9	*Wake Forest ⁽¹⁾	*5-0-1-0	*4-0-2-1	1-0-1-1	1-0-0-0	-----	*3-1-0-0	*3-0-0-0	*2-1-1-0	*3-1-0-0	-----	*3-0-1-0	*4-0-1-0	-----	*5-0-0-0
3- 9	*Wake Forest ⁽²⁾	*5-0-1-1	*5-1-1-0	*5-1-2-0	*5-0-3-3	-----	*5-0-0-0	0-0-0-0	-----	-----	*4-2-0-0	-----	*3-3-1-0	-----	*5-0-2-1
3-11	North Carolina-Greensboro	*4-1-1-0	*3-0-0-0	*1-1-0-0	*4-2-3-5	2-0-0-0	*2-1-0-1	1-0-0-0	1-0-0-0	*5-2-3-0	*5-3-3-3	0-0-0-0	*3-1-2-0	-----	*4-0-2-1
3-12	North Carolina-Greensboro	*4-0-1-0	1-1-0-0	*1-0-0-0	*2-0-0-0	*3-0-1-0	*3-1-1-0	0-1-0-0	*4-1-1-1	1-0-0-0	*3-1-1-1	-----	*2-1-0-1	-----	*5-0-1-2
3-14	*Boston College	*5-1-3-1	-----	-----	*3-1-1-0	*4-0-1-0	*3-0-2-2	*4-1-2-1	-----	*3-0-1-0	*4-0-1-0	-----	*4-0-0-0	-----	*5-1-1-0
3-15	*Boston College	*5-1-2-3	0-1-0-0	-----	*4-1-2-0	*3-0-0-0	*4-1-1-1	*3-0-0-0	1-0-0-0	*3-0-0-0	*5-1-1-1	-----	*4-0-3-1	-----	*4-1-0-0
3-16	*Boston College	*6-2-5-2	1-1-0-0	*4-1-1-1	*3-1-2-0	*3-1-2-2	*4-2-1-2	0-0-0-0	2-0-1-1	*3-2-2-4	*5-1-1-0	2-1-1-0	*4-2-1-1	1-0-1-0	*5-2-1-1
3-18	Coastal Carolina	*2-2-0-0	2-1-1-0	-----	*1-1-0-0	*2-1-1-2	*5-2-2-5	*3-0-0-1	-----	*4-0-0-0	*2-0-0-0	1-0-0-0	*3-0-0-0	-----	*5-2-2-0
3-20	Furman	*3-1-0-2	2-1-0-0	-----	*3-0-0-0	*3-2-1-0	*4-2-2-6	*4-3-3-1	1-0-0-0	*5-1-2-1	*4-1-2-1	3-1-1-0	*4-0-1-2	1-0-1-0	*2-2-2-0
3-21	*N.C. State	*5-1-1-0	0-0-0-0	-----	*4-0-0-0	1-0-0-0	*3-1-1-0	*2-0-0-0	*3-0-2-0	*5-1-3-1	*3-1-1-3	-----	*2-0-0-0	-----	*5-0-1-0
3-22	*N.C. State	*4-0-0-0	1-0-0-0	-----	*2-1-1-1	*3-0-1-1	*4-0-1-0	*2-0-0-0	-----	*3-1-2-0	*4-0-0-0	-----	*2-1-1-0	-----	*4-0-3-0
3-23	*N.C. State	*4-0-0-1	-----	-----	*3-1-1-0	*2-0-0-0	*4-1-2-0	*3-0-1-0	-----	*3-0-1-0	*3-0-1-0	*3-0-1-0	*3-0-0-0	-----	-----
3-25	Elon	*3-0-0-0	-----	-----	*4-2-3-1	1-0-0-0	*4-0-0-0	*2-0-0-0	*2-0-0-0	*3-1-1-0	*4-2-2-1	-----	*3-0-1-0	-----	*5-0-1-1
3-26	Elon	*3-0-0-0	*1-0-0-0	-----	*2-1-1-0	1-0-0-0	*3-0-2-1	*2-1-1-0	1-0-0-0	*3-0-0-1	*3-0-1-0	-----	*3-0-0-0	-----	*4-0-0-0
3-28	*Maryland	*4-0-0-0	-----	*3-0-0-0	*4-1-3-0	*4-0-1-0	*4-1-1-0	0-0-0-0	-----	*3-0-1-1	*4-0-1-1	-----	*3-0-1-0	-----	*4-0-0-0
3-29	*Maryland	*4-0-0-0	1-0-0-0	*1-0-0-0	*4-0-0-0	*3-1-1-0	*4-1-1-1	1-0-1-0	-----	*5-0-0-0	*4-0-1-0	0-0-0-0	*4-1-2-0	-----	*3-0-1-1
3-30	*Maryland	*5-0-1-0	1-0-0-0	-----	*3-2-2-1	*3-0-1-0	*5-0-1-3	*3-1-1-0	-----	*3-0-2-0	*5-1-3-1	*3-0-0-0	*5-2-2-0	-----	0-0-0-1
4- 1	Georgia	*3-0-1-2	1-0-0-0	*1-0-0-0	*3-0-0-0	1-0-0-0	*4-0-0-0	1-0-1-0	*3-0-1-0	*2-1-1-0	*1-1-0-0	*3-1-0-0	*4-0-0-1	-----	1-0-0-0
4- 2	Georgia	*2-1-0-0	-----	-----	*4-0-0-0	*4-1-1-0	*4-1-1-0	*2-0-0-0	-----	*4-0-0-0	*4-1-2-2	*3-0-1-2	*4-0-0-0	-----	-----
4- 4	*Miami (FL)	*4-0-2-0	-----	1-0-0-0	*3-1-0-0	-----	*3-1-1-0	*2-0-0-0	1-0-0-0	*4-0-0-1	*4-1-2-2	*4-1-1-0	*4-0-0-0	-----	*4-0-1-1
4- 5	*Miami (FL)	*4-0-3-0	1-0-0-0	*3-0-0-0	*4-1-1-0	-----	*4-1-1-3	1-0-0-0	1-0-0-0	*4-0-0-0	*4-1-2-1	*4-0-1-0	*5-0-2-1	-----	*3-2-0-0
4- 6	*Miami (FL)	*2-2-0-0	-----	*2-0-1-0	*4-2-1-0	-----	*4-0-0-0	1-0-0-0	1-0-0-0	*3-0-0-0	*4-1-2-4	*4-0-1-1	*3-0-1-1	-----	*5-1-1-0
4- 9	South Carolina	*4-0-1-0	-----	-----	*4-0-1-0	-----	*4-1-1-1	*2-0-0-0	-----	*4-0-1-0	*3-0-0-0	*3-0-0-0	*3-0-1-0	-----	*4-0-0-0
4-11	*North Carolina ^N	*5-1-1-0	-----	1-0-0-0	*5-0-1-0	1-0-0-0	*4-1-1-1	*1-0-0-0	-----	*2-0-0-0	*2-0-0-0	*3-0-0-0	*4-0-2-1	-----	*3-0-0-0
4-12	*North Carolina	*3-1-1-1	-----	*3-1-1-0	*4-1-2-0	*1-0-1-0	*3-0-0-1	0-0-0-0	-----	*4-0-1-0	*4-0-0-0	2-0-0-0	*3-0-0-0	-----	*4-0-1-0
4-13	*North Carolina	*5-0-2-0	0-0-0-0	*2-0-0-0	*3-1-2-0	*0-0-0-0	*4-1-1-1	1-0-0-0	-----	*5-0-1-1	*4-1-1-0	2-0-1-1	*3-1-0-1	-----	*3-0-0-0
4-15	Western Carolina	*3-0-0-0	0-0-0-0	*1-1-0-0	*4-0-0-0	-----	*3-0-0-0	0-0-0-0	0-0-0-0	*4-0-1-0	*4-0-1-0	*4-1-1-1	*3-0-1-0	-----	*3-0-1-0
4-16	South Carolina	*4-0-1-0	-----	*3-0-0-0	*4-0-1-0	*3-0-0-0	*3-0-0-0	-----	-----	*4-0-0-0	*4-0-1-0	*3-0-0-0	*2-0-0-0	-----	-----
4-18	*Duke	*5-1-2-0	*4-0-0-0	*3-2-2-2	*5-2-3-1	-----	*4-0-1-1	1-0-0-0	-----	*5-0-2-2	*4-0-0-0	*4-1-1-0	*4-1-3-0	-----	-----
4-19	*Duke	*3-0-1-0	*2-0-1-0	-----	*3-0-1-0	2-0-0-0	*3-0-0-0	2-0-0-0	-----	*4-0-1-0	*4-0-0-0	*4-1-1-0	*4-0-2-0	*2-0-0-0	-----
4-20	*Duke	*5-1-1-0	0-0-0-0	*4-0-0-0	*6-0-1-0	1-0-0-0	*5-2-2-1	-----	-----	*4-1-1-0	*5-1-2-3	*3-0-2-2	*5-1-3-0	-----	*5-0-0-0
4-22	Western Carolina	*5-0-2-1	-----	*4-0-1-0	*4-3-2-0	-----	*4-0-0-0	-----	-----	*5-0-0-0	*5-0-0-0	*3-1-1-0	*5-1-3-2	-----	*4-1-1-1
4-23	#Presbyterian	*3-2-2-0	2-0-0-0	*4-1-2-3	*4-1-1-0	*2-0-0-1	*3-1-0-1	1-0-1-0	1-1-1-0	*1-1-1-1	*4-3-3-4	1-0-0-1	*5-2-3-0	1-0-0-0	*3-0-1-1
4-25	*Virginia Tech	*4-2-2-4	0-0-0-0	*1-2-0-0	*3-1-0-0	*3-0-0-1	*4-0-1-0	1-0-0-0	0-0-0-0	*3-2-1-3	*5-3-2-1	2-0-0-0	*4-3-2-0	-----	*5-0-2-1
4-26	*Virginia Tech	*3-2-1-0	*2-0-0-0	1-0-0-0	*4-0-1-0	-----	*4-1-1-3	0-0-0-0	-----	*4-2-3-5	*3-1-0-0	*3-0-0-0	*3-2-2-0	-----	*4-0-0-0
4-27	*Virginia Tech	*4-1-2-3	0-0-0-0	*1-0-0-0	*4-3-3-2	1-0-1-1	*4-1-1-0	1-0-0-0	1-0-0-0	*3-1-1-3	*4-0-1-0	*3-2-3-0	*4-1-1-1	0-0-0-0	*3-1-0-0
5- 3	*Florida State	*4-1-2-1	*3-0-1-1	-----	*6-1-1-0	1-0-0-0	*5-1-2-3	0-0-0-0	-----	*2-3-1-3	*6-0-2-0	*4-0-1-0	*5-1-1-0	-----	*4-1-1-0
5- 4	*Florida State	*2-0-0-0	1-1-1-0	*3-0-0-1	*3-0-2-0	1-0-0-0	*4-0-0-0	2-0-0-0	0-0-0-0	*5-2-2-0	*4-0-2-3	*3-0-1-0	*4-1-1-0	1-0-0-0	*3-0-1-0
5- 5	*Florida State	*4-0-0-0	-----	*4-0-0-0	*5-0-0-0	1-0-0-0	*4-0-3-2	-----	-----	*3-0-1-0	*4-1-1-0	*2-0-1-0	*3-1-1-0	-----	*4-0-2-0
5- 7	#Furman	*3-2-1-0	0-0-0-0	*2-0-1-0	*5-1-1-0	0-0-0-0	*3-1-2-2	1-0-0-1	0-0-0-0	*5-2-2-2	*5-2-4-2	*4-1-1-2	*5-2-2-1	-----	*3-0-1-0
5- 9	*Georgia Tech	*3-0-0-0	*3-0-0-0	-----	*4-0-2-0	-----	*4-0-1-0	-----	-----	*4-1-2-1	*4-0-1-0	*3-0-0-0	*4-0-0-0	-----	*3-0-0-0
5-10	*Georgia Tech	*4-0-1-0	-----	*3-0-1-0	*5-1-2-0	*4-0-3-0	*3-0-0-0	-----	-----	*4-0-0-1	*4-0-0-0	-----	*3-0-1-0	-----	*3-0-0-0
5-11	*Georgia Tech	*6-1-1-4	-----	-----	*5-3-2-1	*4-1-2-1	*4-1-2-1	0-0-0-0	2-0-0-0	*5-2-2-1	*6-2-2-1	*5-2-2-0	*6-2-5-4	-----	*4-2-2-1
5-13	College of Charleston	*3-0-1-1	2-1-0-0	1-0-0-0	*3-3-2-0	*2-1-1-0	*4-0-1-0	0-0-0-0	1-0-0-0	*5-1-1-2	*3-1-0-0	*3-1-2-2	*3-2-1-2	1-0-0-0	*4-2-2-5
5-15	Central Florida	*4-0-0-0	2-0-0-0	1-0-1-0	*5-1-2-1	*2-0-0-0	*5-1-2-0	1-0-0-0	2-1-1-0	*3-2-2-1	*4-0-2-3	*1-1-0-0	*3-1-0-1	-----	*4-2-3-3
5-16	Central Florida	*4-1-1-0	-----	1-0-0-0	*4-0-0-0	-----	*5-1-3-0	-----	*1-0-0-0	*5-1-1-2	*4-1-1-0	*5-1-4-2	*5-2-2-3	-----	*5-0-0-0
5-17	Central Florida	*4-2-1-1	-----	-----	*5-2-3-1	1-0-0-0	*5-0-0-0	-----	*2-0-0-0	*4-1-2-3	*5-1-3-0	*4-1-1-1	*3-0-1-1	-----	*5-1-1-1
5-21	+Miami (FL)	*3-0-1-0	*2-1-0-0	-----	*4-0-2-0	-----	*4-0-1-0	-----	-----	*4-0-0-1	*4-0-0-0	*3-0-1-0	*4-0-1-0	-----	*3-0-0-0
5-22	+N.C. State	*3-0-1-0	-----	-----	*3-0-0-0	*2-0-0-0	*3-0-1-0	-----	-----	*2-0-0-0	*3-0-0-0	*2-0-0-0	*3-0-0-0	-----	*2-0-0-0
5-24	+Georgia Tech	*5-2-3-1	-----	*2-1-0-0	*4-2-2-1	-----	*4-1-2-0	-----	-----	*5-1-2-0	*5-1-1-4	*5-0-2-0	*5-2-1-2	-----	*3-0-0-1

* - ACC regular-season game; # - Greenville, SC (Fluor Field); + - ACC Tournament at Jacksonville, FL; ^N - due to inclement weather, game was completed on Apr. 12; - start; Note: **Bold** denotes a Clemson home game.



Career Individual Game-By-Game Pitching Stats

#33 William Bond, LHP

2007 • *So.

Date	Opponent	IP	H	R	ER	BB	SO	Dec
3-27	Gardner-Webb	1.0	2	0	0	0	1	
4-25	South Carolina	0.2	1	2	0	0	1	
4-28	*Georgia Tech	0.1	2	1	1	1	0	
5- 8	# Wofford	1.0	2	0	0	1	2	
5-15	College of Charleston	1.0	0	0	0	0	0	

2008 • *Jr.

Date	Opponent	IP	H	R	ER	BB	SO	Dec
3-16	*Boston College	1.0	2	1	1	0	0	
4- 1	Georgia	1.0	1	1	1	0	3	

#32 Trey Delk, RHP

2008 • *Jr.

Date	Opponent	IP	H	R	ER	BB	SO	Dec
2-24	Mercer	1.0	3	3	3	1	1	
3- 8	*Wake Forest	1.0	0	0	0	2	1	
3-20	Furman	1.0	1	1	0	1	2	
4- 1	Georgia	1.1	3	1	1	0	2	
4- 5	*Miami (FL)	0.1	0	2	2	1	1	
4- 9	South Carolina	2.0	0	0	0	1	2	
4-11	*North Carolina ^N	2.1	4	2	2	3	1	
4-16	South Carolina	^5.2	4	1	0	1	3	
4-22	Western Carolina	^7.0	2	0	0	2	7	W
4-26	*Virginia Tech	2.1	3	1	1	0	3	
5- 5	*Florida State	^3.2	10	3	3	1	3	L
5-11	*Georgia Tech	^5.2	3	2	2	1	4	W
5-17	Central Florida	^5.2	8	4	3	0	3	
5-24	+Georgia Tech	^3.2	5	3	2	1	1	

#35 Craig Gullickson, LHP

2008 • Fr.

Date	Opponent	IP	H	R	ER	BB	SO	Dec
2-24	Mercer	1.0	0	0	0	0	1	
2-27	High Point	^3.0	4	1	0	0	0	W
3- 9	*Wake Forest ⁽²⁾	2.1	2	1	1	2	4	
3-12	North Carolina-Greensboro	^4.0	4	2	2	1	2	
3-16	*Boston College	1.0	1	0	0	0	1	
3-20	Furman	^6.0	4	0	0	2	8	W
3-26	Elon	^5.0	4	1	1	0	8	W
4- 1	Georgia	^2.0	4	5	2	2	2	L
4- 5	*Miami (FL)	1.2	0	0	0	1	0	
4- 9	South Carolina	^2.1	6	5	5	1	0	L
4-13	*North Carolina	^1.1	1	0	0	0	0	
4-23	# Presbyterian	3.1	5	0	0	1	2	W
4-27	*Virginia Tech	^1.2	3	1	1	1	2	

5- 4	*Florida State	3.2	10	6	6	1	0	
5- 7	# Furman	1.0	0	0	0	0	1	
5-11	*Georgia Tech	1.2	4	2	2	0	1	
5-13	College of Charleston	1.0	0	0	0	0	1	
5-17	Central Florida	0.1	2	0	0	0	0	
5-22	+N.C. State	0.1	3	2	2	2	0	

#36 Casey Harman, LHP

2008 • Fr.

Date	Opponent	IP	H	R	ER	BB	SO	Dec
2-24	Mercer	1.0	0	0	0	0	1	
2-27	High Point	1.0	0	0	0	0	1	
2-29	College of Charleston	1.2	2	2	1	0	1	
3- 5	Wofford	^3.0	6	2	2	0	4	
3- 9	*Wake Forest ⁽¹⁾	^2.1	2	0	0	1	3	
3-11	North Carolina-Greensboro	3.0	2	0	0	0	3	
3-15	*Boston College	0.0	0	1	0	0	0	L
3-18	Coastal Carolina	1.2	0	0	0	0	1	
3-21	*N.C. State	1.2	3	1	1	0	1	L
3-25	Elon	3.0	1	1	1	0	5	
3-28	*Maryland	0.2	0	0	0	0	1	
3-30	*Maryland	1.0	0	0	0	0	0	
4- 2	Georgia	2.2	5	2	2	2	2	L
4- 5	*Miami (FL)	2.0	2	2	2	1	2	L
4- 9	South Carolina	1.2	2	1	1	0	2	
4-12	*North Carolina	0.2	1	0	0	0	0	
4-15	Western Carolina	^4.0	5	1	1	2	3	
4-20	*Duke	0.2	2	2	2	0	0	
4-23	# Presbyterian	1.0	3	3	3	0	1	
4-25	*Virginia Tech	1.0	2	1	1	1	1	
5- 3	*Florida State	0.0	1	1	1	0	0	L
5- 5	*Florida State	3.1	2	1	1	1	5	
5- 7	# Furman	1.0	1	0	0	0	2	
5-10	*Georgia Tech	0.0	1	0	0	1	0	
5-13	College of Charleston	2.0	1	0	0	1	3	W
5-21	+Miami (FL)	^2.0	0	0	0	0	2	
5-24	+Georgia Tech	2.0	0	0	0	0	0	

#45 Ryan Hinson, LHP

2006 • Fr.

Date	Opponent	IP	H	R	ER	BB	SO	Dec
2-19	James Madison	1.0	1	1	0	2	2	
2-26	Mercer ⁽²⁾	1.0	0	0	0	0	0	
3- 5	South Carolina	0.2	1	0	0	1	0	
3-15	Gardner-Webb	1.0	2	1	1	0	2	
3-21	Elon	^5.0	2	1	1	2	6	W
4- 2	*Miami (FL)	1.0	0	0	0	0	2	
4- 5	South Carolina	^5.0	6	1	1	3	7	
4-14	*Georgia Tech	1.2	2	1	1	1	2	W
4-16	*Georgia Tech	2.1	3	5	5	3	3	
4-22	*Boston College ⁽²⁾	^3.0	1	0	0	0	1	S
4-30	*Virginia Tech	1.0	0	0	0	0	1	
5- 8	*Duke ⁽¹⁾	0.0	1	0	0	1	0	
5- 9	*Duke	^1.0	0	0	0	0	0	
5-13	*Florida State	^2.2	1	0	0	0	2	W
5-20	*Wake Forest	1.0	0	0	0	0	2	
5-27	+Georgia Tech ⁽¹⁾	1.0	3	2	2	3	0	
6- 4	\$ Mississippi State	0.0	0	1	1	1	0	
6-16	! Georgia Tech	2.0	1	0	0	1	1	W
6-20	! Cal State Fullerton	0.1	0	1	1	0	0	

2007 • So.

Date	Opponent	IP	H	R	ER	BB	SO	Dec
2-18	George Mason	^4.0	3	1	1	3	3	
2-24	Pacific ⁽¹⁾	^5.0	8	2	0	1	4	
3- 4	South Carolina	^6.0	4	1	1	1	5	
3-10	Memphis	^5.2	7	2	2	1	6	
3-17	*Duke	^6.1	5	2	2	1	3	W
3-24	*Maryland	^6.2	6	4	2	3	6	L
3-31	*Miami (FL)	^6.0	3	1	1	2	6	W
4- 8	*Virginia Tech	^4.2	4	2	2	2	2	
4-15	*Wake Forest	^7.0	9	2	2	0	8	W
4-22	*Virginia	^6.1	1	0	0	5	5	W
4-29	*Georgia Tech	^3.2	3	4	1	6	2	L
5- 6	*Boston College ⁽²⁾	^4.1	7	6	5	2	1	
5- 9	Furman	^2.0	1	1	1	2	2	
5-13	*Florida State	0.2	1	1	1	2	0	
5-15	College of Charleston	1.0	2	1	1	1	2	

Casey Harman



5-19	*N.C. State	2.0	1	0	0	2	2	W
5-25	+Wake Forest	^6.1	4	1	1	3	1	
6- 3	\$ Coastal Carolina	1.2	1	0	0	0	1	W
6- 9	! Mississippi State	2.2	2	2	2	2	1	

2008 • Jr.

Date	Opponent	IP	H	R	ER	BB	SO	Dec
2-23	Mercer ⁽¹⁾	^5.0	5	2	2	3	4	W
3- 1	South Carolina	^6.0	6	7	1	0	5	L
3- 8	*Wake Forest	^4.0	9	8	8	3	4	L
3-14	*Boston College	^6.2	7	5	2	1	7	L
3-21	*N.C. State	^5.1	8	4	4	1	6	
3-26	Elon	^2.0	0	0	0	0	3	S
3-30	*Maryland	^7.0	6	2	2	1	8	W
4- 2	Georgia	^1.0	2	0	0	0	0	
4- 6	*Miami (FL)	^4.1	4	6	4	5	3	L
4-13	*North Carolina	^5.0	11	5	4	1	1	L
4-20	*Duke	^5.2	3	2	2	1	3	
4-26	*Virginia Tech	^1.2	6	4	1	1	1	
5- 3	*Florida State	0.1	1	0	0	0	1	
5- 5	*Florida State	^2.0	0	0	0	0	1	
5- 7	# Furman	2.0	3	2	2	1	5	
5-10	*Georgia Tech	^4.2	4	2	2	0	5	
5-13	College of Charleston	^1.1	2	2	1	1	1	
5-16	Central Florida	2.0	3	1	0	1	1	
5-24	+Georgia Tech	2.1	4	1	1	1	3	W

#40 Alex Martin, LHP

2006 • *Fr.

Date	Opponent	IP	H	R	ER	BB	SO	Dec
2-26	Mercer ⁽²⁾	1.0	0	0	0	0	1	
3-10	Kansas	^1.0	2	0	0	0	0	
3-22	Elon	3.1	4	0	0	0	1	W
3-24	*N.C. State	3.0	0	0	0	3	3	
3-28	Georgia	0.1	0	0	0	0	0	
3-31	*Miami (FL)	4.0	3	2	2	2	2	W
4- 5	South Carolina	0.1	2	1	1	1	0	
4- 8	*Maryland	0.1	1	0	0	0	0	
4-12	South Carolina	2.0	5	3	3	0	1	
4-15	*Georgia Tech	0.1	0	1	1	0	0	
4-16	*Georgia Tech	0.1	1	2	1	1	0	
5- 9	*Duke	1.0	0	0	0	1	0	
5-14	*Florida State	0.1	0	0	0	0	0	
5-18	*Wake Forest	1.0	3	1	1	0	0	

2007 • *So.

Date	Opponent	IP	H	R	ER	BB	SO	Dec
4- 4	Georgia	0.0	0	0	0	1	0	
4- 7	*Virginia Tech	1.0	1	0	0	0	1	
4-15	*Wake Forest	0.1	0	0	0	0	0	
4-24	Elon	1.1	0	1	1	1	1	
4-28	*Georgia Tech	^1.2	0	0	0	0	2	
5-12	*Florida State	0.1	0	0	0	1	0	



Craig Gullickson

Career Individual Game-By-Game Pitching Stats



Clinton McKinney

5-17	*N.C. State	0.2	0	1	1	1	1
5-25	+Wake Forest	0.1	0	1	1	0	0
6-4	\$Coastal Carolina	0.1	2	2	1	1	0

2008 • *Jr.

Date	Opponent	IP	H	R	ER	BB	SO	Dec
2-24	Mercer	^1.0	1	0	0	0	2	
2-27	High Point	1.0	0	0	0	0	2	
2-29	College of Charleston	0.1	0	0	0	0	0	W
3-1	South Carolina	0.1	2	2	2	1	0	
3-11	North Carolina-Greensboro	1.1	2	0	0	1	0	
3-20	Furman	^1.0	3	1	1	0	1	
3-29	*Maryland	^0.1	1	0	0	0	0	
4-4	*Miami (FL)	1.0	1	0	0	0	2	
4-5	*Miami (FL)	0.1	4	6	6	2	0	

#8 Clinton McKinney, RHP

2008 • Jr.

Date	Opponent	IP	H	R	ER	BB	SO	Dec
2-23	Mercer ⁽¹⁾	^1.0	0	0	0	1	0	
2-27	High Point	1.0	1	0	0	0	0	
2-29	College of Charleston	0.0	1	1	0	0	0	
3-2	South Carolina	1.2	2	1	1	0	1	
3-5	Wofford	0.1	1	4	3	2	0	
3-11	North Carolina-Greensboro	0.1	3	4	1	0	0	
3-16	*Boston College	^1.0	0	0	0	0	0	
3-29	*Maryland	0.1	0	0	0	0	0	
4-1	Georgia	1.2	4	4	4	1	0	
4-11	*North Carolina ^N	^0.2	1	1	0	0	0	
4-19	*Duke	^2.0	2	2	1	0	1	
4-23	#Presbyterian	1.0	2	1	1	0	0	
4-25	*Virginia Tech	^1.0	1	0	0	0	0	
5-3	*Florida State	^0.1	1	0	0	0	0	
5-13	College of Charleston	0.2	2	2	2	3	1	

#9 D.J. Mitchell, RHP/OF

2007 • So.

Date	Opponent	IP	H	R	ER	BB	SO	Dec
2-16	George Mason	2.0	0	0	0	0	1	
2-21	High Point	^4.0	3	1	1	2	6	W
3-3	South Carolina	1.2	5	5	4	1	0	
3-11	Memphis	1.0	0	0	0	0	0	
3-17	*Duke	^2.2	2	0	0	0	4	
3-25	*Maryland	1.0	0	0	0	0	2	
3-28	Western Carolina	^4.1	4	4	3	1	3	
4-3	Georgia	^4.2	4	2	2	0	3	
4-13	*Wake Forest	^2.0	0	0	0	0	3	
4-20	*Virginia	2.1	4	1	0	1	3	
4-25	South Carolina	^6.0	4	1	1	3	6	W
5-8	#Wofford	^5.0	5	0	0	0	5	W
5-13	*Florida State	^6.0	5	5	4	5	5	W
5-19	*N.C. State	^4.2	6	3	3	2	2	
6-4	\$Coastal Carolina	^5.0	6	1	1	1	6	W

2008 • Jr.								
Date	Opponent	IP	H	R	ER	BB	SO	Dec
2-23	Mercer ⁽²⁾	^5.0	3	3	3	3	4	W
3-2	South Carolina	^5.1	10	2	1	3	6	L
3-9	*Wake Forest ⁽¹⁾	^5.2	3	5	4	4	5	L
3-12	North Carolina-Greensboro	2.0	2	1	1	0	3	
3-15	*Boston College	^7.1	7	3	3	2	6	
3-18	Coastal Carolina	1.0	0	0	0	2	2	
3-22	*N.C. State	^7.0	7	2	0	1	5	W
3-28	*Maryland	^8.0	5	1	0	3	6	W
4-1	Georgia	1.0	1	0	0	0	2	
4-4	*Miami (FL)	^6.0	7	4	4	2	6	
4-11	*North Carolina ^N	^5.0	3	2	2	6	8	L
4-15	Western Carolina	^1.0	3	3	1	0	1	
4-18	*Duke	^7.0	8	4	3	0	4	W
4-27	*Virginia Tech	^7.1	3	1	0	4	10	W
5-3	*Florida State	^7.0	6	3	3	3	6	
5-7	#Furman	1.0	2	2	2	1	2	
5-9	*Georgia Tech	^8.0	14	5	4	0	9	L
5-13	College of Charleston	1.0	0	0	0	1	1	
5-15	Central Florida	^7.0	5	1	1	2	9	W
5-21	+Miami (FL)	^6.0	8	7	6	3	11	L

#13 Trent Rothlin, RHP

2008 • Fr.

Date	Opponent	IP	H	R	ER	BB	SO	Dec
2-23	Mercer ⁽¹⁾	1.0	2	3	3	2	0	
3-9	*Wake Forest ⁽²⁾	1.0	0	0	0	0	1	W
3-11	North Carolina-Greensboro	0.1	2	4	4	2	0	
3-20	Furman	1.0	1	0	0	1	1	
3-25	Elon	^3.0	2	1	1	2	0	
4-2	Georgia	^4.0	2	4	4	3	4	
4-23	#Presbyterian	^2.2	5	3	2	1	0	

#23 Justin Sarratt, RHP

2007 • Fr.

Date	Opponent	IP	H	R	ER	BB	SO	Dec
2-24	Pacific ⁽²⁾	0.0	1	2	2	1	0	
3-3	South Carolina	^1.0	1	0	0	0	1	
3-11	Memphis	1.0	1	0	0	0	0	
3-18	*Duke	1.0	0	0	0	1	1	
3-27	Gardner-Webb	1.0	1	0	0	0	2	
3-30	*Miami (FL)	^2.0	4	3	3	0	3	
4-4	Georgia	1.2	1	0	0	1	3	
4-7	*Virginia Tech	^1.0	4	3	0	0	1	



D.J. Mitchell



Justin Sarratt

4-24	Elon	1.2	5	5	1	2	1	L
5-8	#Wofford	1.0	2	1	1	0	1	
5-11	*Florida State	^0.2	0	0	0	0	0	
5-17	*N.C. State	0.1	1	0	0	0	0	
6-4	\$Coastal Carolina	0.2	0	0	0	0	0	

2008 • So.

Date	Opponent	IP	H	R	ER	BB	SO	Dec
2-23	Mercer ⁽¹⁾	2.0	2	0	0	1	3	
2-27	High Point	1.0	1	0	0	0	0	
3-1	South Carolina	^1.2	2	1	1	0	0	
3-5	Wofford	2.2	2	1	0	0	4	
3-8	*Wake Forest	^1.0	1	0	0	0	0	
3-9	*Wake Forest ⁽²⁾	1.0	0	0	0	0	1	
3-12	North Carolina-Greensboro	2.0	3	2	2	0	1	
3-18	Coastal Carolina	1.1	3	1	1	1	0	W
3-21	*N.C. State	^2.0	0	0	0	0	0	
3-26	Elon	2.0	0	0	0	0	2	
3-29	*Maryland	2.0	2	1	1	0	0	L
4-4	*Miami (FL)	1.0	0	0	0	0	0	
4-6	*Miami (FL)	^3.2	3	1	1	0	3	
4-13	*North Carolina	2.2	6	3	3	0	1	
4-16	South Carolina	^3.1	9	5	5	0	3	L
4-19	*Duke	0.1	0	0	0	0	0	
4-20	*Duke	0.2	2	2	1	0	0	
4-22	Western Carolina	1.0	1	0	0	1	0	
4-23	#Presbyterian	^1.0	2	0	0	0	1	
4-25	*Virginia Tech	1.0	2	1	1	0	2	
4-26	*Virginia Tech	1.0	1	0	0	1	1	
5-3	*Florida State	0.2	3	3	2	1	1	
5-7	#Furman	^2.0	2	1	1	1	0	
5-11	*Georgia Tech	0.1	3	1	1	0	0	
5-15	Central Florida	^2.0	1	0	0	0	0	
5-17	Central Florida	1.1	1	0	0	0	1	W
5-22	+N.C. State	5.0	8	2	2	0	2	

#27 Brock Schnabel, RHP

2007 • Jr.

Date	Opponent	IP	H	R	ER	BB	SO	Dec
2-17	George Mason	0.1	2	3	3	1	0	L
3-11	Memphis	1.1	1	0	0	0	1	W
3-27	Gardner-Webb	^1.0	0	0	0	0	0	
4-4	Georgia	1.0	4	3	3	0	1	
5-8	#Wofford	1.0	1	2	2	0	2	

2008 • Sr.

Date	Opponent	IP	H	R	ER	BB	SO	Dec
3-11	North Carolina-Greensboro	0.1	0	2	2	1	0	



Career Individual Game-By-Game Pitching Stats

#15 Graham Stoneburner, RHP

2008 • *Fr.

Date	Opponent	IP	H	R	ER	BB	SO	Dec
2-24	Mercer	5.0	3	0	0	1	3	W
2-29	College of Charleston	5.0	5	3	3	1	4	
3- 8	*Wake Forest	2.0	5	5	5	1	2	
3-11	North Carolina-Greensboro	3.0	3	0	0	1	0	W
3-16	*Boston College	6.0	3	1	1	0	8	W
3-23	*N.C. State	9.0	2	0	0	1	7	W
3-29	*Maryland	5.0	3	3	0	0	4	
4- 5	*Miami (FL)	3.1	7	5	5	3	2	
4- 9	South Carolina	1.0	2	1	1	0	1	
4-12	*North Carolina	7.2	10	4	1	2	3	L
4-19	*Duke	5.2	8	8	7	1	2	L
4-25	*Virginia Tech	5.0	5	3	1	1	4	W
5- 4	*Florida State	4.0	7	7	7	4	1	L
5-10	*Georgia Tech	3.1	5	5	5	2	6	L
5-16	Central Florida	5.2	4	2	2	3	4	W
5-22	+N.C. State	0.2	6	6	6	0	1	L

#42 Josh Thrailkill, RHP

2007 • Fr.

Date	Opponent	IP	H	R	ER	BB	SO	Dec
2-21	High Point	2.0	4	2	2	0	2	
3-27	Gardner-Webb	1.0	0	0	0	0	1	
4- 4	Georgia	2.0	5	3	3	0	2	

#22 Matt Vaughn, RHP

2006 • Fr.

Date	Opponent	IP	H	R	ER	BB	SO	Dec
2-17	James Madison ⁽¹⁾	1.0	1	1	1	1	1	
3- 3	College of Charleston	2.0	0	0	0	0	3	
3-10	Kansas	1.0	2	2	2	1	0	
3-15	Gardner-Webb	1.0	2	1	1	0	0	
3-22	Elon	2.0	0	0	0	0	3	
3-28	Georgia	1.2	3	4	1	2	2	
3-31	*Miami (FL)	0.2	1	0	0	0	0	
4- 4	Western Carolina	1.0	5	6	5	3	1	L
4- 9	*Maryland	1.0	1	0	0	0	1	
4-12	South Carolina	1.0	2	1	1	0	2	
4-16	*Georgia Tech	0.0	3	4	4	0	0	
5- 8	*Duke ⁽²⁾	1.0	1	0	0	0	2	
5-20	*Wake Forest	0.0	1	0	0	0	0	

Graham Stoneburner



Matt Vaughn

2007 • So.

Date	Opponent	IP	H	R	ER	BB	SO	Dec
2-18	George Mason	2.0	3	3	3	2	1	
2-24	Pacific ⁽²⁾	2.0	1	0	0	1	3	S
3- 9	Memphis	3.1	1	0	0	0	6	
3-16	*Duke	1.0	3	3	0	0	2	
3-18	*Duke	4.0	2	0	0	0	3	W
3-27	Gardner-Webb	5.0	5	2	1	1	5	W
4- 6	*Virginia Tech ^V	5.0	7	2	2	2	3	W
4-18	South Carolina	4.2	3	1	1	1	3	
4-24	Elon	2.1	2	1	1	1	3	
4-28	*Georgia Tech	0.2	2	0	0	0	0	
5- 6	*Boston College ⁽²⁾	4.2	2	0	0	2	4	W
5-11	*Florida State	1.0	5	6	3	0	1	
5-17	*N.C. State	1.2	4	1	1	1	1	
5-25	+Wake Forest	0.2	0	0	0	1	1	
6- 3	\$Coastal Carolina	0.1	1	0	0	2	0	
6- 8	†Mississippi State	1.0	0	0	0	0	1	

2008 • Jr.

Date	Opponent	IP	H	R	ER	BB	SO	Dec
2-23	Mercer ⁽²⁾	1.0	1	1	1	0	1	S
2-27	High Point	1.0	2	1	1	0	2	
2-29	College of Charleston	2.0	2	0	0	0	3	S
3- 2	South Carolina	1.0	2	2	2	0	3	
3- 5	Wofford	1.0	0	0	0	0	1	S
3- 9	*Wake Forest ⁽²⁾	1.0	0	0	0	2	2	S
3-11	North Carolina-Greensboro	0.2	1	0	0	0	1	S
3-15	*Boston College	1.2	5	3	0	0	4	
3-18	Coastal Carolina	1.0	1	2	2	2	0	
3-22	*N.C. State	2.0	0	0	0	1	2	S
3-25	Elon	1.0	0	0	0	1	0	S
3-28	*Maryland	0.1	0	0	0	0	0	S
3-30	*Maryland	1.0	0	0	0	0	0	
4- 2	Georgia	1.1	0	0	0	0	0	
4- 4	*Miami (FL)	0.1	2	2	2	0	0	L
4- 9	South Carolina	1.0	1	0	0	0	1	
4-12	*North Carolina	0.2	0	0	0	0	0	
4-15	Western Carolina	4.0	4	2	2	0	3	L
4-18	*Duke	2.0	3	0	0	0	2	S
4-20	*Duke	3.0	2	0	0	0	5	
4-22	Western Carolina	1.0	0	0	0	0	2	
4-25	*Virginia Tech	1.0	0	0	0	2	1	
4-26	*Virginia Tech	2.0	3	2	0	2	2	W
5- 3	*Florida State	1.2	3	2	2	0	0	
5- 7	#Furman	1.0	1	0	0	1	2	
5-11	*Georgia Tech	1.0	2	1	1	0	1	
5-13	College of Charleston	2.0	2	1	1	1	1	
5-16	Central Florida	1.1	1	0	0	0	2	S
5-17	Central Florida	1.0	0	0	0	0	2	S
5-24	+Georgia Tech	1.0	2	0	0	0	0	

#20 Matt Zoltak, LHP

2007 • Fr.

Date	Opponent	IP	H	R	ER	BB	SO	Dec
2-24	Pacific ⁽²⁾	2.0	2	0	0	0	3	
3- 7	Coastal Carolina	1.2	0	0	0	0	0	
3-14	Georgia Southern	2.0	1	0	0	0	2	
3-18	*Duke	0.2	1	0	0	0	1	
3-23	*Maryland	1.0	0	1	1	1	1	L
3-28	Western Carolina	1.2	2	0	0	1	2	W
3-30	*Miami (FL)	0.2	1	1	1	1	0	
4- 1	*Miami (FL)	0.1	3	2	2	0	0	L
4- 4	Georgia	3.0	4	1	1	1	1	
4-13	*Wake Forest	1.0	1	1	1	1	1	
4-18	South Carolina	2.1	3	3	3	2	1	L
4-29	*Georgia Tech	0.0	1	0	0	0	0	
5- 8	#Wofford	1.0	0	0	0	0	1	
5-11	*Florida State	0.2	3	1	1	0	1	
5-15	College of Charleston	1.0	1	1	1	1	1	
5-17	*N.C. State	0.2	0	2	2	4	0	
6- 4	\$Coastal Carolina	1.0	0	0	0	0	1	

2008 • So.

Date	Opponent	IP	H	R	ER	BB	SO	Dec
2-23	Mercer ⁽²⁾	3.0	4	1	0	1	1	
2-27	High Point	1.0	3	1	1	0	0	
3- 2	South Carolina	1.0	0	0	0	0	1	
3- 5	Wofford	2.0	2	0	0	0	3	W
3- 9	*Wake Forest ⁽²⁾	3.2	9	10	8	3	3	
3-12	North Carolina-Greensboro	1.0	0	0	0	0	1	W
3-14	*Boston College	2.1	1	1	1	1	1	
3-18	Coastal Carolina	4.0	5	3	3	2	3	
3-25	Elon	2.0	2	2	2	0	2	W
3-29	*Maryland	0.1	0	1	1	2	0	
4- 1	Georgia	1.0	0	0	0	0	1	
4- 5	*Miami (FL)	0.1	0	0	0	0	0	
4-11	*North Carolina ^N	1.0	2	3	3	2	1	
4-26	*Virginia Tech	2.0	2	0	0	1	0	
5- 4	*Florida State	1.1	0	0	0	1	1	
5- 7	#Furman	1.0	0	0	0	1	0	W
5-11	*Georgia Tech	0.1	0	0	0	0	0	
5-13	College of Charleston	1.0	2	1	1	1	1	
5-17	Central Florida	0.2	3	1	1	0	2	
5-22	+N.C. State	1.0	0	0	0	0	1	

* - ACC regular-season game; # - Greenville, SC (Fluor Field); + - ACC Tournament; \$ - NCAA Regional; † - NCAA Super Regional; ! - College World Series at Omaha, NE; ^V - due to inclement weather, game was completed on Apr. 7; ^N - due to inclement weather, game was completed on Apr. 12; - - start; ^ - finished game; Note: **Bold** denotes a Clemson home game.

Matt Zoltak



The 2008 season was filled with its high moments, however, several streaks came to an end. The Tigers, who finished with a record of 31-27-1, did not make the NCAA Tournament for the first time since 1986 and ended the nation's third-longest streak of reaching the NCAA Tourney at 21. Nevertheless, Clemson did finish with a non-losing season for the 51st straight year.

The Tigers missed out on the NCAA Tournament due to their 11-18-1 record in ACC regular-season games. It was Clemson's first losing conference record since 1957. However, 11 of the 18 losses were by two runs or less, as Clemson was very competitive in most league games.

Clemson continued its tradition of playing a rigorous schedule, as 27 of the Tigers' 59 games were against teams that competed in the 2008 NCAA Tournament, including 12 games against teams that advanced to the College World Series. The Tigers, whose 31 home games were their fewest since 1993, also played the second-toughest schedule in the country according to WarrenNolan.com and had an RPI of #26 entering NCAA Tourney play. Clemson was the only school in the top 42 of the RPI that did not make the NCAA Tourney.

D.J. Mitchell, a First-Team All-ACC selection, led the pitching staff with 14 starts and six wins. In 20 appearances, he struck out 106 batters in 98.2 innings pitched and finished with a 3.47 ERA. His strikeout total was the highest by a Tiger since 1996 (Kris Benson).

Ryan Hinson and Graham Stoneburner, the only other Tiger pitchers with at least 10 starts,



Ryan Hinson struck out 62 against only 22 walks in 68.1 innings pitched in 2008.

helped anchor the pitching staff during the season. Hinson had a 4.74 ERA in 19 appearances with three wins and one save over 68.1 innings pitched. Stoneburner, who missed the entire 2007 season with an injury, finished the year with six wins in 16 appearances over 71.1 innings pitched.

A young trio of Tiger lefties were key contributors out of the bullpen during the season. Freshman Casey Harman finished with a 3.89 ERA in 44.0 innings over 27 appearances and had a 4.4 strikeout-to-walk ratio, the sixth-best figure in school history. Freshman Craig Gullickson had four wins in his 19 appearances with a 4.64 ERA over 42.2 innings pitched. Matt Zoltak also had a 4-0 record in 20 appearances.

Matt Vaughn, who totaled 11 saves in a team-high 30 appearances, registered a team-best 3.15 ERA in 40.0 innings pitched and allowed an opponent's batting average of .256, also best on the squad. His 11 saves were third-most in a season in Clemson history and most since 2000.

Trey Delk came on strong late in the year and made 14 appearances (five starts), finishing with a 2-1 record and 4.01 ERA. Justin Sarratt made 27 appearances and only allowed six walks in 45.2 innings pitched. His 1.18 walks per nine innings pitched mark was second-best in Tiger history.

Clemson had a talented but young lineup in 2008, as the top-four hitters were all either freshmen or sophomores, and three of the four were in their first year in the program. Veterans Stan Widmann, Doug Hogan, and Wilson Boyd combined with the youngsters to comprise the majority of the Tigers' regular lineup throughout the season.

Second-baseman Mike Freeman led Clemson at the plate with a .332 batting average and .401 on-base percentage, as he was the leadoff batter during the second half of the season.

Freshman left-fielder Jeff Schaus, who played all 59 games, batted .315 and led the team with a .415 on-base percentage. He was even better against ACC competition, as he hit .360 with a .462 on-base percentage in ACC regular-season games, the best marks by an ACC freshman in 2008.

First-baseman Ben Paulsen, in his first year as an everyday starter, batted .310, finished sec-

2008 Team Accomplishments

- Had its 51st consecutive non-losing season.
- Finished #26 in the official RPI.
- Averaged 4,668 fans per home date, the eighth-highest figure in the nation.

ond on the team in homers (13), and led the squad in doubles (18).

Freshman utility player Kyle Parker, also a top quarterback recruit, finished the year as the starting right-fielder and hit .303 with a team-leading 14 homers. Parker was a First-Team All-ACC selection even though he should have been a senior in high school in the spring of 2008. He also earned freshman All-America honors by **Collegiate Baseball**. Parker batted .336 with 10 homers and 34 RBIs in ACC regular-season games. The latter two figures were both second-best in the ACC.

Boyd, who started all 59 games, batted .300 and tied for the team-lead with 70 hits. Hogan joined Boyd as the only two Tigers to start all 59 games, as the catcher and **NSCA** Strength All-American led the team in RBIs (51) along with 11 homers and 10 steals. Widmann, who returned from a serious neck injury that forced him to miss almost the entire 2007 season, played 54 games and had a team-high 14 stolen bases.

Another key contributor was third-baseman Matt Sanders. Sanders, who finished the season strong by hitting .404 in his last 14 games, ended with a .297 batting average in 46 games.

The Tigers were marred by a major injury in 2008. Addison Johnson, who was slated to be the starting centerfielder and leadoff batter, was sidelined after suffering a hamstring injury just prior to the start of the season. Then in late February, he suffered a hand injury that kept him out of action the rest of the year.

The Tigers had three players selected in the 2008 draft. Mitchell was drafted in the 10th round by the Yankees, Hogan was selected in the 18th round by the Rangers, and Hinson was chosen in the 31st round by the Pirates.



Mike Freeman led the team in batting average and was the team's leadoff batter during the second half of 2008.

2008 Starts By Position

Pitcher

#	Player	GS
9	D.J. Mitchell	14
15	Graham Stoneburner	14
45	Ryan Hinson	10
35	Craig Gullickson	6
32	Trey Delk	5
13	Trent Rothlin	3
36	Casey Harman	2
23	Justin Sarratt	2
20	Matt Zoltak	2
22	Matt Vaughn	1

Catcher

#	Player	GS
30	Doug Hogan	59

First Base

#	Player	GS
10	Ben Paulsen	58
25	Kyle Parker	1

Second Base

#	Player	GS
5	Mike Freeman	50
1	J.D. Burgess	9

Shortstop

#	Player	GS
6	Stan Widmann	52
21	Matt Sanders	7

Third Base

#	Player	GS
21	Matt Sanders	26
4	John Hinson	20
25	Kyle Parker	9
1	J.D. Burgess	2
5	Mike Freeman	2

Left Field

#	Player	GS
3	Jeff Schaus	52
12	Wilson Boyd	7

Center Field

#	Player	GS
12	Wilson Boyd	52
19	Alex Lee	7

Right Field

#	Player	GS
26	Chris Epps	27
19	Alex Lee	16
25	Kyle Parker	16

Designated Hitter

#	Player	GS
25	Kyle Parker	29
17	John Nester	7
26	Chris Epps	6
3	Jeff Schaus	6
1	J.D. Burgess	5
4	John Hinson	5
37	Adam Ward	1

Note: **Bold** denotes returning player; 80.2 percent of the starts return in 2009.



Wilson Boyd won the Bob Bradley Award as Clemson's MVP of the South Carolina series for the second year in a row in 2008.

The #13 Tigers opened the year with a sweep of Mercer. In game-one, Widmann made his return in a Tiger uniform and had two hits to help lead Clemson to a 12-5 win. After a 6-5 win in game-two, the Tigers completed the sweep with a 10-3 win, highlighted by Boyd's solo homer and three-run homer in the third inning. It was the fourth time in history that a Tiger hit two homers in an inning.

After a 12-3 win over High Point in which Clemson hit four home runs, the Tigers hit three more homers and scored two runs in the eighth inning to win at College of Charleston 7-6 on February 27. Third-ranked South Carolina was up next and swept the home-and-home series by scores of 10-1 and 5-1, as the Gamecocks turned four Clemson errors into seven unearned runs.

After rallying from a five-run deficit to defeat Wofford 9-7, Clemson traveled to Wake Forest to open ACC play. The Demon Deacons outslugged Clemson 13-11 in game-one, a contest in which every Tiger starter scored at least one run, and also took game-two by a score of 5-3. Hogan went hitless in game-two, ending his 24-game hitting streak (tied for fifth-longest in Clemson history).

In game-three, Parker put on a show at the plate, going 5-for-5 with three homers, one double, seven RBIs, five runs, and 15 total bases in Clemson's 12-11 comeback win. His last long ball was a three-run shot that tied the score in the ninth and helped Clemson overcome a seven-run deficit.

Clemson returned home for a midweek series against North Carolina-Greensboro. In game-one, Clemson took an 11-0 lead after a grand slam by Freeman in the sixth inning and held on for an 11-10 win. It marked the first time since 1950 Clemson allowed double-digit runs in back-to-back games and still won both contests. In game-two, the Tigers scored four runs in the ninth inning for a 6-5 comeback win when Widmann hit a two-out, two-run single to tie the score. Alex Lee later scored the winning run on the play after an errant throw.

The Tigers returned to ACC action, as Boston College traveled to Clemson. After the Eagles won the first two games in the series, the Tigers responded with a 16-2 win in game-three. Twelve different Tigers had at least one hit, including five by Boyd, and 11 scored at least one run. However, the two losses dropped Clemson out of all three top-

25 polls, ending its 52-week streak (dating back to 2005) being ranked by at least one poll.

Clemson responded with four wins in five games the next week. Hogan led the Tigers to midweek wins against Coastal Carolina and Furman. In a 9-6 win over the Chanticleers, Hogan hit a two-run homer in the first inning and three-run long ball in the second inning. Hogan continued to swing a hot bat in the Tigers' 14-2 win over Furman, as he hit two more homers and drove in six runs. He belted a grand slam in the fourth inning and two-run homer in the fifth inning, making it his second straight game with two home runs. He earned national player-of-the-week honors for his efforts.

N.C. State came to town next, as the Tigers took two games from the Wolfpack. After dropping game-one 5-4, the Tigers responded with a 3-2 comeback win in game-two to even the series. In the decisive third game, Stoneburner pitched a two-hit shutout in a 2-0 Clemson win. Stoneburner only allowed two singles and just one Wolfpack player reached second base in the game. It was the first individual shutout by a Tiger since 2005.

Clemson then won both games of a midweek series against Elon by one run thanks in part to not committing an error. After winning game-one 5-4, the Tigers won game-two 2-1, as three Clemson pitchers combined to retire the last 18 batters of the game to complete the sweep.

Clemson then traveled to Maryland and captured its second straight ACC series. In game-one, Mitchell allowed just five hits and no earned runs in 8.0 innings pitched to lead Clemson to a 2-1 win. But the Tigers had to retire three straight Terrapins with runners on second and third to record the narrow victory. The Tigers dropped a 5-3 decision in game-two, as their 33-inning streak of not allowing an earned run in an ACC game came to an end. Clemson then took game-three by a score of 6-2, as Widmann, making his first career appearance off the bench, hit a pinch-hit sacrifice fly in the eighth inning to plate the go-ahead run.

Clemson then took on Georgia in the annual midweek, home-and-home series. In Athens, Georgia cruised to an 11-3 win, as Clemson totaled just four hits in the contest. The following night in Tigertown, Georgia scored two runs with two outs in the seventh inning to defeat the Tigers 6-4.

The Tigers traveled to Coral Gables to take on #2 Miami (FL) over the weekend. After dropping game-one 6-4 on a walkoff homer by Yonder Alonso, Clemson relinquished a 5-2 lead in game-two, as Miami scored the final 13 runs to win 15-5. Miami completed the sweep with a 7-6 win and handed Clemson its first ACC sweep since 2006.

The Tigers' struggles continued, as #14 South Carolina defeated Clemson 7-1 on April 9. The lone Tiger run came on Hogan's homer.

Clemson continued against top competition, as it hosted #4 North Carolina, who won all three games in the series. After an 8-2 win in game-one, Kyle Seager hit two homers in game-two to lead North Carolina to a 4-3 win. The Tar Heels completed the sweep with an 8-4 win in game-three.

Western Carolina came to town next and defeated Clemson 6-2 by scoring five runs in the last three innings. Sanders provided the Tigers' lone highlight by hitting his first career home run. The next night, #10 South Carolina came to town and completed the four-game season sweep with a 6-0 win. Boyd won the Bob Bradley Award as Clem-

2008 Individual Honors

#12 Wilson Boyd • OF • *So.

- Bob Bradley Award winner (team MVP of the four-game series against South Carolina)

#5 Mike Freeman • INF • So.

- All-ACC Academic Team member

#45 Ryan Hinson • LHP • Jr.

- 31st-round draft pick of the Pirates
- Brooks Wallace Award Watch List
- ACC Co-Pitcher-of-the-Week (3/31)

#30 Doug Hogan • C • *Sr.

- 18th-round draft pick of the Rangers
- Golden Spikes Award Watch List
- Johnny Bench Award Watch List
- Strength & Conditioning All-American by NSCA
- Mitchell Award winner (team MVP)
- Dedication Award winner (team strength training)
- National Player-of-the-Week by USA Baseball (3/24)

#19 Alex Lee • OF • So.

- All-ACC Academic Team member

#9 D.J. Mitchell • RHP/OF • Jr.

- 10th-round draft pick of the Yankees
- First-Team All-ACC selection
- Second-Team All-ACC by SEBaseball.com
- Stowe Award winner (team most valuable pitcher)

#25 Kyle Parker • OF/INF • Fr.

- First-Team Freshman All-American by [Baseball America](http://BaseballAmerica.com)
- Freshman All-American by [Collegiate Baseball](http://CollegiateBaseball.com)
- First-Team All-ACC selection
- Second-Team All-ACC by SEBaseball.com
- ACC Player-of-the-Week (4/28)

#23 Justin Sarratt • RHP • So.

- All-ACC Academic Team member

#15 Graham Stoneburner • RHP • *Fr.

- All-ACC Academic Team member
- National Pitcher-of-the-Week by [Perfect Game](http://PerfectGame.com) (3/24)
- ACC Pitcher-of-the-Week (3/24)

#22 Matt Vaughn • RHP • Jr.

- Tiger Baseball Award winner (leadership)

son's MVP in the series for the second consecutive season. The loss extended Clemson's losing streak to 11 games, the longest in school history.

Kyle Parker was one of only two freshmen who earned First-Team All-ACC honors in 2008.

Clemson then traveled to Durham to take on Duke. Clemson pounded out 14 hits and snapped its 11-game losing streak with a 7-4 win in game-one, then Duke followed with a 10-1 win in game-two. The series remained tied, as the two teams played to a 6-6 draw in 10 innings in game-three.

With Clemson trailing by four runs and down to its last out in the ninth inning, Hogan hit a run-scoring single and Paulsen followed with a three-run homer to send the game to extra innings. After a scoreless 10th inning, Parker hit a two-run homer with no outs in the 11th inning to give the Tigers an 8-6 lead before inclement weather halted play. After over an hour of rain, the game was called due to unplayable field conditions and the final score reverted back to the last complete inning of play. It was Clemson's first tie since 1987 and first tie in an ACC game since 1969.

Clemson made the annual trek to Cullowhee, NC and topped Western Carolina 6-0 behind Delk's 7.0 innings of two-hit ball in his first career start. The next night, the Tigers took on Presbyterian at Fluor Field in Greenville, SC. Clemson scored 11 runs in the first three innings and totaled 15 hits in the game en route to a 12-7 victory.

Virginia Tech then made the trip south and the Tigers swept all three games. In game-one, Boyd, Parker, and Paulsen all hit homers, as Clemson won 13-5. The next day, Parker hit a three-run homer, his second long ball of the game, in the eighth and Clemson held on for an 8-7 win. The Tigers completed the sweep behind Mitchell's 7.1 innings pitched of three-hit ball in a 10-2 win.

After a week off for final exams, #3 Florida State came to town. In game-one, Hogan hit a two-out, two-run home run in the ninth inning to send the game to extra innings. Florida State responded with four runs in the 10th inning. Parker pulled Clemson within one with a three-run homer, but the Seminoles held on for a 9-8 win. In game-two, four different Seminoles hit homers in their 13-4 victory. Florida State completed the sweep with a 4-2 win.

The Tigers returned to Flour Field and defeated Furman by scoring seven of their first eight runs with two outs. Paulsen went 4-for-5 on the way to an 11-5 Tiger win.

The Tigers then traveled to Atlanta to take on #25 Georgia Tech. In game-one, Mitchell pitched a complete game, but the Yellow Jackets outlasted Clemson 5-1. Georgia Tech won game-two 7-1, as John Hinson led the Tigers with three hits. Clemson blasted the Yellow Jackets 16-6 in the series-finale behind 20 hits, as eight different Tigers had at least two hits. Schaus' went 5-for-6, while every Tiger starter had a hit and scored a run.

The Tigers returned to the Palmetto State for their final home game of the season against College of Charleston. Schaus hit his first career homer, a two-run shot in the first inning, and Widmann blasted a three-run homer in the second inning. Later in the game, Widmann hit his second homer, a two-run shot in the seventh inning, and finished with five RBIs. With the 12-6 win, Clemson ran its all-time record against the Cougars to 20-0 and finished the season with an 18-13 home record.

Clemson concluded regular-season play with a non-conference series at Central Florida from May 15-17. In game-one, Mitchell struck out nine in 7.0 innings pitched, and Widmann continued his hot streak with a game-high three hits and three RBIs to lead Clemson to a 9-1 win. In game-two, Parker and Schaus, both freshmen from the state of Florida, each hit homers to lead Clemson to a 7-3 win. The Tigers completed the sweep with an 8-5 win behind a three-run eighth inning.

Clemson entered the ACC Tournament at The Baseball Grounds of Jacksonville (FL) as the #8 seed and faced the Hurricanes in the opening game. Mitchell stuck out 11 batters in only 6.0 innings pitched, but Chris Hernandez held the Tigers scoreless in 8.0 innings pitched in a 7-1 Miami win. In Clemson's second game, N.C. State pounded out 17 hits en route to a 10-0 victory in seven innings. The win snapped the Wolfpack's nine-game



Jeff Schaus, who led Clemson in on-base percentage (.415) as a freshman, hit all three of his home runs during the last seven games of the season.

losing streak to the Tigers in ACC Tournament play.

Clemson ended the tournament on a high note, as the Tigers hit three homers on their way to a 10-4 victory over Georgia Tech. Schaus hit a two-run homer in the second inning, Boyd hit a solo homer in the sixth inning to tie the score, and Paulsen hit his first career grand slam in the seventh to give Clemson the lead. The Tigers added three insurance runs in the ninth inning. With the victory, Clemson ended its season with a win for the first time since the 1984 season. It also gave Clemson six wins in its last eight games of 2008.

Clemson fans continued support of the Tigers, as 140,040 fans attended the 30 home dates in 2008. The 4,668 fans per date was the third-highest average in school history.

2008 Final Polls

Baseball America				Collegiate Baseball				Sports Weekly					
Rk	School	W-L	Pvs	Rk	School	W-L	Pts	Pvs	Rk	School	W-L	Pts	Pvs
1.	Fresno State	47-31	8	1.	Fresno State	47-31	496	8	1.	Fresno State (31)	47-31	775	---
2.	Georgia	45-25-1	7	2.	Georgia	45-25-1	495	6	2.	Georgia	45-25-1	744	11
3.	North Carolina	54-14	3	3.	North Carolina	54-14	491	4	3.	North Carolina	54-14	701	2
4.	Miami (FL)	53-11	1	4.	Stanford	41-24-2	489	7	4.	Miami (FL)	53-11	658	1
5.	Stanford	41-24-2	6	5.	Miami (FL)	53-11	487	1	5.	Stanford	41-24-2	639	18
6.	Louisiana State	49-19-1	4	6.	Louisiana State	49-19-1	485	2	6.	Louisiana State	49-19-1	636	7
7.	Florida State	54-14	2	7.	Florida State	54-14	482	3	7.	Rice	47-15	582	5
8.	Rice	47-15	5	8.	Rice	47-15	479	5	8.	Florida State	54-14	578	3
9.	Arizona State	49-13	4	9.	Arizona State	49-13	478	9	9.	Arizona State	49-13	511	4
10.	Cal State Fullerton	41-22	6	10.	Texas A&M	46-19	475	10	10.	Cal State Fullerton	41-22	432	8
11.	California-Irvine	42-18	8	11.	Cal State Fullerton	41-22	472	11	11.	California-Irvine	42-18	418	12
12.	Texas A&M	46-19	10	12.	Wichita State	48-17	470	12	12.	Texas A&M	46-19	388	13
13.	Wichita State	48-17	13	13.	Arizona	42-19	468	13	13.	Wichita State	48-17	387	14
14.	Arizona	42-19	14	14.	California-Irvine	42-18	465	14	14.	Arizona	42-19	384	24
15.	N.C. State	42-22	15	15.	N.C. State	42-22	463	15	15.	N.C. State	42-22	328	23
16.	Coastal Carolina	50-14	12	16.	Coastal Carolina	50-14	458	16	16.	Coastal Carolina	50-14	327	15
17.	Oklahoma State	44-18	16	17.	San Diego	44-17	453	17	17.	San Diego	44-17	260	9
18.	San Diego	44-17	18	18.	Oklahoma State	44-18	451	18	18.	Oklahoma State	44-18	249	6
19.	Missouri	39-21	19	19.	Long Beach State	38-21	449	19	19.	Missouri	39-21	160	16
20.	Nebraska	41-16-1	20	20.	Michigan	46-14	446	20	20.	Long Beach State	38-21	128	19
21.	Texas	39-22	21	21.	Missouri	39-21	444	21	21.	Texas	39-22	127	20
22.	Michigan	46-14	22	22.	Nebraska	41-16-1	441	22	22.	Michigan	46-14	112	17
23.	Texas Christian	44-19	23	23.	California	33-21-2	439	23	23.	Nebraska	41-16-1	107	10
24.	Kentucky	44-19	24	24.	Georgia Tech	41-21	436	24	24.	Georgia Tech	41-21	71	---
25.	Long Beach State	38-21	25	25.	Texas	39-22	435	25	25.	Kentucky	44-19	38	---

2008 ACC Standings

Atlantic Division

Rk	Team	ACC			Overall			W	L	Pct	Home	Away	Neutral
		W	L	Pct	W	L	Pct						
1.	* Florida State	24	6	.800	12-3	12-3		54	14	.794	34-7	17-4	3-3
2.	* N.C. State	18	11	.621	11-4	7-7		42	22	.656	29-8	11-11	2-3
3.	Wake Forest	13	16	.448	9-6	4-10		25	31	.446	13-10	9-19	3-2
4.	Clemson	11	18	.383	6-9	5-9		31	27	.534	18-13	10-12	3-2
5.	Boston College	9	21	.300	7-8	2-13		26	27	.491	12-9	11-15	3-3
	Maryland	9	21	.300	5-10	4-11		30	26	.536	20-12	9-14	1-0

Coastal Division

Rk	Team	ACC			Overall			W	L	Pct	Home	Away	Neutral
		W	L	Pct	W	L	Pct						
1.	* Miami (FL) [^]	23	5	.821	12-2	11-3		53	11	.828	35-6	13-3	5-2
2.	* North Carolina	22	7	.759	11-3	11-4		54	14	.794	30-6	17-4	7-4
3.	* Georgia Tech	16	14	.533	9-6	7-8		41	21	.661	26-8	12-10	3-3
4.	* Virginia	15	15	.500	10-5	5-10		39	23	.629	31-9	5-11	3-3
5.	Duke ^s	10	18	.362	6-7	4-11		37	18	.670	29-7	8-11	0-0
6.	Virginia Tech	6	24	.200	4-11	2-13		23	32	.418	16-15	6-16	1-1

* - NCAA Tournament participant; ^ - ACC Tournament champion; ° - had one conference road tie; ^s - had one conference home tie

The Tradition

Consistency. It is the mark of true excellence in any endeavor. However, in today's intercollegiate athletics, competition has become so balanced and so competitive that it is virtually impossible to maintain a high level of consistency. Yet the Atlantic Coast Conference has defied the odds.

Now in its 56th season, the ACC has long enjoyed the reputation as one of the strongest and

most competitive conferences in the country. And that is not mere conjecture...the numbers support it.

Since the league's inception in 1953, ACC schools have captured 109 national championships, including 57 in women's competition and 52 in men's. In addition, NCAA individual titles have gone to ACC student-athletes 145 times in men's competition and 92 times in women's action.

Wake Forest won the ACC's first national baseball title during the 1954 season. One of the league's newest members, Miami (FL), has claimed four national baseball titles (1982,85,99,01) in the last 27 years.

In 2008, the ACC produced another record season, as it led all conferences by placing three teams in the College World Series. During the last 12 years, the current 12 ACC schools have combined for 78 NCAA Tournament appearances and 20 trips to the College World Series.

The ACC has consistently infused the Major Leagues with talented players. The 12 ACC schools have had 648 players selected in the draft since 1994, including 50 first-round picks. Last season, the ACC had five student-athletes selected in the first round, extending the ACC's streak of at least one student-athlete selected in the first round to 17 consecutive years.

2008 All-ACC Team

First Team

Pos.	Player	Team	Cl.
C	Buster Posey	Florida State	Jr.
1B	Yonder Alonso	Miami (FL)	Jr.
2B	Jemile Weeks	Miami (FL)	Jr.
SS	Ryan Jackson	Miami (FL)	So.
SS	Greg Miclat	Virginia	Jr.
3B	Mark Sobolewski	Miami (FL)	So.
OF	Tim Fedroff	North Carolina	So.
OF	Jack Rye	Florida State	Sr.
OF	Blake Tekotte	Miami (FL)	Jr.
DH/UT	Kyle Parker	Clemson	Fr.
SP	Chris Hernandez	Miami (FL)	Fr.
SP	D.J. Mitchell	Clemson	Jr.
SP	Clayton Shunick	N.C. State	Jr.
SP	Elih Villanueva	Florida State	Jr.
SP	Alex White	North Carolina	So.
RP	Jimmy Gillheaney	N.C. State	So.

Second Team

Pos.	Player	Team	Cl.
C	Tim Federowicz	North Carolina	Jr.
1B	Dustin Ackley	North Carolina	So.
2B	Kyle Seager	North Carolina	So.
SS	Tony Delmonico	Florida State	Jr.
SS	Derek Dietrich	Georgia Tech	Fr.
3B	Brad Feltes	Georgia Tech	Sr.
OF	Charlie Blackmon	Georgia Tech	Jr.
OF	Marcus Jones	N.C. State	Jr.
OF	Matt Payne	N.C. State	Sr.
DH/UT	Alex Hassan	Duke	So.
SP	David Duncan	Georgia Tech	Jr.
SP	Eric Erickson	Miami (FL)	So.
SP	Matt Faircl	Florida State	So.
SP	Pat McAnaney	Virginia	Sr.
RP	Carlos Gutierrez	Miami (FL)	Jr.
RP	Rob Wooten	North Carolina	Sr.

Player-of-the-Year:	Buster Posey	Florida State
Pitcher-of-the-Year:	Alex White	North Carolina
Freshman-of-the-Year:	Chris Hernandez	Miami (FL)
Coach-of-the-Year:	Jim Morris	Miami (FL)



The History

The ACC was founded on May 8, 1953 at the Sedgefield Inn near Greensboro, NC with seven charter members - Clemson, Duke, Maryland, North Carolina, N.C. State, South Carolina, and Wake Forest - drawing up the conference by-laws.

The withdrawal of seven institutions from the Southern Conference came early on the morning of May 8, 1953 during the Southern Conference's annual spring meeting. On June 14, 1953, the seven members met in Raleigh, NC, where a set of by-laws were adopted, and the name officially became the Atlantic Coast Conference.

Eddie Cameron of Duke recommended that the name of the conference be the Atlantic Coast Conference, and the motion was passed unanimously. The meeting concluded with each member institution assessed a \$200 fee to pay for the league's expenses.

On December 4, 1953, ACC officials met again at the Sedgefield Inn and officially admitted Virginia as the ACC's eighth member. The first and only withdrawal of a school from the ACC came on June 30, 1971, when South Carolina tendered its resignation.

The ACC operated with seven members until April 3, 1978, when Georgia Tech was admitted. The ACC expanded to nine members on July 1, 1991 with the addition of Florida State.

Exactly 12 years later to the day, the ACC announced that Miami and Virginia Tech would join the conference for the 2004-05 academic year. A few months later, Boston College was admitted as the ACC's 12th member. The Eagles, formerly of the Big East Conference, began athletic competition in 2005-06.

School Affiliation History

- **Boston College** - Charter member of Big East Conference in 1979...joined the ACC in July, 2005.
- **Clemson** - Charter member of Southern Intercollegiate Athletic Association in 1894...charter member of Southern Conference in 1921...charter member of ACC in 1953.
- **Duke** - Joined Southern Conference in December, 1928...charter member of ACC in 1953.
- **Florida State** - Charter member of Dixie Conference in 1948...joined Metro Conference in July, 1976...joined ACC in July, 1991.
- **Georgia Tech** - Charter member of Southern Intercollegiate Athletic Association in 1894...charter member of Southern Conference in 1921...charter member of SEC in 1932...joined ACC in April, 1978.
- **Maryland** - Charter member of Southern Conference in 1921...charter member of ACC in 1953.
- **Miami (FL)** - Charter member of Big East Football Conference in 1991...joined ACC in July, 2004.
- **North Carolina** - Charter member of Southern Intercollegiate Athletic Association in 1894...charter member of Southern Conference in 1921...charter member of ACC in 1953.
- **N.C. State** - Charter member of Southern Conference in 1921...charter member of ACC in 1953.
- **Virginia** - Charter member of Southern Intercollegiate Athletic Association in 1894...charter member of Southern Conference in 1921...resigned from Southern Conference in December, 1936...joined ACC in December, 1953.
- **Virginia Tech** - Charter member of Southern Conference in 1921...withdrew from Southern Conference in June, 1965...charter member of Big East Football Conference in 1991...joined ACC in July, 2004.
- **Wake Forest** - Joined Southern Conference in February, 1936...charter member of ACC in 1953.

Game 1 • Clemson 12, Mercer 5

February 23, 2008 (Game 1) • Doug Kingsmore Stadium • Clemson, SC

In game-one on February 23, #13 Clemson defeated Mercer 12-5 at Doug Kingsmore Stadium.

Mercer 5									(0-1)									Clemson 12									(1-0)								
Player	AB	R	H	RBI	BB	SO	PO	A	Player	AB	R	H	RBI	BB	SO	PO	A	Player	AB	R	H	RBI	BB	SO	PO	A									
Crawford, CF	4	1	1	0	0	1	1	0	Widmann, SS	5	2	2	0	0	0	2	2	Boyd, LF	5	2	3	2	0	0	2	0									
DiMauro, PH	0	1	0	0	0	0	0	0	Hogan, C	4	2	3	2	0	0	7	2	Nester, C	1	0	0	0	0	0	0	0									
McCarty, 2B	3	0	1	0	0	0	2	3	Rothlin, P	0	0	0	0	0	0	0	0	Paulsen, 1B	3	1	0	0	1	0	6	0									
Langley, PR/2B	0	1	0	0	1	0	1	0	McKinney, P	0	0	0	0	0	0	0	0	Parker, 1B	1	1	1	0	0	0	4	0									
Armstrong, 1B	2	1	2	0	2	0	8	1	Schaus, DH/RF	3	1	0	0	2	0	0	0	Schaus, DH/RF	3	1	0	0	2	0	0	0									
Moreland, PH	0	0	0	1	1	0	0	0	Epps, RF	3	2	3	1	1	0	0	0	Epps, RF	3	2	3	1	1	0	0	0									
Brown, LF	3	0	0	1	0	1	2	1	Ward, PH/C	1	0	1	1	0	0	0	0	Ward, PH/C	1	0	1	1	0	0	0	0									
Bentley, LF	1	0	0	1	0	0	0	0	J. Hinson, 3B	3	1	1	1	0	1	1	0	J. Hinson, 3B	3	1	1	1	0	1	1	0									
Karwatt, 3B	3	0	1	1	2	1	1	1	Sanders, 3B	0	0	0	0	0	0	2	2	Sanders, 3B	0	0	0	0	0	0	2	2									
French, PR	0	0	0	0	0	0	0	0	Lee, CF	4	0	2	4	0	1	1	0	Lee, CF	4	0	2	4	0	1	1	0									
Shaughnessy, SS	5	0	0	1	0	0	1	2	Freeman, 2B	3	0	0	0	0	1	1	2	Freeman, 2B	3	0	0	0	0	1	1	2									
Winker, DH	4	0	1	0	1	2	0	0	Burgess, PH/2B	1	0	0	0	0	0	1	1	Burgess, PH/2B	1	0	0	0	0	0	1	1									
Stuart, C	3	0	1	0	0	2	4	0																											
Daugherty, PH	1	0	0	0	0	0	0	0																											
Butts, C	0	0	0	0	0	0	0	1																											
Dortch, RF	3	0	1	0	0	0	4	0																											
Carroll, RF	1	1	1	0	0	0	0	0																											
Totals	33	5	9	5	7	7	24	10	Totals	37	12	16	11	4	3	27	9																		

Score By Innings

	R	H	E
Mercer	0	0	2
Clemson	2	0	5

E - Armstrong (1). DP - Mercer 1. LOB - Mercer 11, Clemson 6. 2B - Armstrong (1), Karwatt (1), Winker (1), Widmann (1), Hogan 2 (2). 3B - Lee (1). HR - Boyd (1), Hogan (1). HBP - DiMauro. SH - McCarty (1). SF - Brown (1), J. Hinson (1). SB - Epps (1), J. Hinson (1).

Mercer									Clemson								
	IP	H	R	ER	BB	SO	AB	BF		IP	H	R	ER	BB	SO	AB	BF
Webster (R)	4.0	8	7	3	2	3	19	22	R. Hinson (L)	5.0	5	2	2	3	4	17	22
Patterson (R)	4.0	8	5	5	2	0	18	20	Sarratt (R)	2.0	2	0	0	1	3	8	9
									Rothlin (R)	1.0	2	3	3	2	0	5	8
									McKinney (R)	1.0	0	0	0	1	0	3	4
Totals	8.0	16	12	8	4	3	37	42	Totals	9.0	9	5	5	7	7	33	43

Win - R. Hinson (1-0). Loss - Webster (0-1).

Umpires: HP - Mike Mazzarisi, 1B - Jay Furlong, 3B - Kevin Elzey

Start - 1:08 PM. Finish - 3:45 PM. Time - 2:37.

Game 3 • Clemson 10, Mercer 3

February 24, 2008 • Doug Kingsmore Stadium • Clemson, SC

In game-three on February 24, #13 Clemson scored nine runs, highlighted by Wilson Boyd's two homers, in the third inning and cruised to a 10-3 win over Mercer at Doug Kingsmore Stadium.

Mercer 3									(0-3)									Clemson 10									(3-0)								
Player	AB	R	H	RBI	BB	SO	PO	A	Player	AB	R	H	RBI	BB	SO	PO	A	Player	AB	R	H	RBI	BB	SO	PO	A									
Crawford, CF	3	0	0	0	0	0	1	0	Widmann, SS	4	1	2	0	0	0	1	1	Boyd, LF	4	2	2	4	1	0	2	0									
Bentley, CF	1	0	0	0	0	1	3	0	Sanders, SS	1	0	0	0	0	0	0	1	Hogan, C	3	1	1	0	0	0	4	1									
McCarty, 2B	2	0	1	0	0	0	1	4	Boyd, LF	4	2	2	4	1	0	2	0	Nester, C	1	1	1	0	0	2	0	0									
Langley, PH/2B	2	0	0	0	0	1	0	0	Hogan, C	3	1	1	0	0	0	4	1	Ward, C	0	0	0	0	0	2	0	0									
Winker, LF	4	0	0	0	0	0	1	0	Nester, C	1	1	1	0	0	0	2	0	Paulsen, 1B	3	1	0	0	2	0	6	1									
Armstrong, 1B	1	1	0	0	2	1	6	0	Ward, C	0	0	0	0	0	0	2	0	Parker, DH	4	1	1	1	1	0	0	0									
Moreland, 1B	1	0	0	0	0	1	2	0	Paulsen, 1B	3	1	0	0	2	0	6	1	Epps, RF/CF	3	1	1	1	2	1	2	0									
Karwatt, 3B	2	0	0	0	0	0	0	0	Parker, DH	4	1	1	1	1	0	0	0	J. Hinson, 3B	5	1	2	1	0	0	0	0									
DiMauro, 3B	2	0	1	0	0	0	1	1	Epps, RF/CF	3	1	1	1	2	1	2	0	Lee, CF	3	0	0	0	0	2	4	0									
Saughnessy, SS	3	1	2	0	0	0	1	3	J. Hinson, 3B	5	1	2	1	0	0	0	0	Schaus, RF	2	0	0	0	0	1	2	0									
Daugherty, PH	1	0	0	0	0	0	0	0	Lee, CF	3	0	0	0	0	0	2	4	Burgess, 2B	4	1	2	1	0	0	1	2									
Carroll, DH	4	0	0	0	0	2	0	0	Schaus, RF	2	0	0	0	0	0	1	2																		
Stuart, C	3	1	1	1	0	0	5	1	Burgess, 2B	4	1	2	1	0	0	0	1																		
Peyatt, PH	1	0	0	0	0	1	0	0																											
Dortch, RF	3	0	2	2	0	1	3	0																											
Totals	33	3	7	3	2	8	24	9	Totals	37	10	12	9	6	4	27	7																		

Score By Innings

	R	H	E
Mercer	0	0	0
Clemson	0	9	0

E - McCarty (1), DiMauro (1), Dortch (1). LOB - Mercer 5, Clemson 10. 2B - Hogan (3), Parker (1). 3B - Dortch (1). HR - Boyd 2 (3), Nester (1). HBP - Hogan. SB - Lee (1). CS - McCarty (1).

Mercer									Clemson									
	IP	H	R	ER	BB	SO	AB	BF		IP	H	R	ER	BB	SO	AB	BF	
Hoelzer (R)	2.2	10	9	9	2	2	18	21	Stoneburner (R)	5.0	3	0	0	0	1	3	17	18
April (L)	1.1	0	0	0	1	1	4	5	Gullickson (L)	1.0	0	0	0	0	1	3	3	
Guyey (R)	1.0	1	0	0	1	0	5	6	Delk (R)	1.0	3	3	3	1	1	6	7	
Lowey (R)	1.0	0	0	0	1	1	3	4	Harman (L)	1.0	0	0	0	0	1	3	3	
Shaw (R)	1.0	1	1	1	0	0	4	4	Martin (L)	1.0	1	0	0	0	2	4	4	
French (R)	1.0	0	0	0	1	0	3	4										
Totals	8.0	12	10	10	6	4	37	44	Totals	9.0	7	3	3	2	8	33	35	

Win - Stoneburner (1-0). Loss - Hoelzer (0-1).

Umpires: HP - David Savage, 1B - Jessi Pereira, 3B - Jay Furlong

Start - 1:03 PM. Finish - 3:39 PM. Time - 2:36. Attendance - 4,064

Game 2 • Clemson 6, Mercer 5

February 23, 2008 (Game 2) • Doug Kingsmore Stadium • Clemson, SC

In game-two on February 23, which was the second game of a doubleheader, #13 Clemson scored a combined six runs in the second and third innings and held on for a 6-5 win over Mercer at Doug Kingsmore Stadium. The Bears took a 3-0 lead in the top of the second inning only to see the Tigers respond with four runs in the bottom of the second inning, highlighted by Doug Hogan's bunt single and subsequent throwing error that scored two runs. Chris Epps added a two-run homer in the third inning, his first at Clemson, giving him a hit in each of his first five at-bats as a Tiger. Starter D.J. Mitchell earned the win, as he allowed just three hits and three runs in 5.0 innings pitched. Matt Vaughn also earned the save.

Mercer 5									Clemson 6								
(0-2)									(2-0)								
Player	AB	R	H	RBI	BB	SO	PO	A	Player	AB	R	H	RBI	BB	SO	PO	A
Crawford, CF	4	1	2	0	1	0	4	0	Widmann, SS	2	0	0	1	1	0	1	4
McCarty, 2B	5	0	1	1	0	0	1	6	Boyd, LF	3	1	0	0	1	0	1	0
Brown, LF	5	0	0	0	0	4	1	0	Hogan, C	4	0	1	1	0	1	5	1
Armstrong, 1B	2	0	0	0	2	0	9	0	Paulsen, 1B	3	0	1	0	1	1	14	1
Carroll, DH	4	1	1	0	0	1	0	0	Schaus, DH	4	1	1	0	0	0	0	0
Shaugnessy, SS	3	1	2	0	1	0	4	2	Epps, RF	4	2	2	2	0	0	1	0
Karwatt, 3B	4	1	1	2	0	0	0	1	J. Hinson, 3B	4	0	1	0	0	1	1	1
Butts, C	2	0	0	0	0	1	1	1	Lee, CF	3	1	1	0	0	0	2	0
Langley, PH	1	0	0	0	0	0	0	0	Freeman, 2B	2	1	1	1	1	0	1	4
Stuart, C	1	0	0	0	0	0	2	0									
Dortch, RF	3	0	0	0	0	0	2	0									
Winker, PH	1	1	1	0	0	0	0	0									
Totals	35	5	8	3	4	6	24	12	Totals	29	6	8	5	4	3	27	13

2008 Boxscores

Game 5 • Clemson 7, College of Charleston 6

February 29, 2008 • Patriots Point Stadium • Mount Pleasant, SC

Clemson, ranked #13 in the nation, hit three homers and scored two runs in the eighth inning to rally past College of Charleston 7-6 at Patriots Point Stadium on February 29. **J.D. Burgess'** RBI double in the eighth inning and College of Charleston's subsequent error on the play gave the Tigers the lead for good. **Matt Vaughn** pitched 2.0 scoreless innings with three strikeouts to record the save.

Clemson 7									(5-0)									College of Charleston 6									(4-1)								
Player	AB	R	H	RBI	BB	SO	PO	A	Player	AB	R	H	RBI	BB	SO	PO	A	Player	AB	R	H	RBI	BB	SO	PO	A									
Widmann, SS	5	1	1	0	0	0	0	3	Haywood, CF	5	1	1	0	0	2	4	0	Hentz, SS	5	1	1	1	0	2	1	1									
Boyd, LF	5	1	1	2	0	0	1	2	0	Sizemore, 2B	4	1	2	2	0	0	1	2	Harrington, 1B	4	1	1	0	0	1	5	0								
Hogan, C	5	1	3	1	0	1	9	1	0	Tice, 3B	4	0	2	1	0	0	1	0	Marchant, RF	2	0	1	0	0	0	1	0								
Paulsen, 1B	5	1	3	1	0	0	11	0	0	Cordiso, PH/LF	2	0	0	0	0	0	2	0	Kohn, DH	3	1	2	1	1	0	0	0								
Epps, RF	5	0	0	0	0	2	2	0	0	Mansilla, LF/RF	3	0	0	0	0	0	1	1	Bergman, PH	1	0	0	0	0	1	0	0								
Parker, 3B	5	2	3	0	0	2	0	0	0	Rakar, LF	0	0	0	0	0	0	0	0	Morgan, C	3	1	0	0	0	1	11	0								
Schaus, DH	4	0	1	0	0	1	0	0	0	Leeds, PH	1	0	0	0	0	0	0	0	Totals	37	6	10	5	1	8	27	4								
Lee, CF	2	0	0	0	0	2	0	0	0																										
Nester, PH	0	0	0	0	1	0	0	0	0																										
Mitchell, PR/CF	0	1	0	0	1	0	1	0	0																										
Burgess, 2B	3	0	1	1	1	2	2	2	0																										
Totals	39	7	13	5	3	11	27	9																											

Score By Innings

	Clemson	College of Charleston	R	H	E
	0 0 3	0 0 2	0	2	0
	3 0 0	0 0 0	3	0	0

E - Widmann 2 (2), Hentz (2). **DP** - Clemson 1. **LOB** - Clemson 8, College of Charleston 5. **2B** - Paulsen (1), Parker (2), Schaus (1), Burgess (2), Hentz (1). **3B** - Haywood (1), Harrington (1). **HR** - Boyd (5), Hogan (2), Paulsen (2), Sizemore (3), Kohn (4). **SB** - Parker (1). **CS** - Marchant (1).

Clemson									Charleston								
Stoneburner (R)	IP	H	R	ER	BB	SO	AB	BF	Meszaros (R)	IP	H	R	ER	BB	SO	AB	BF
Harman (L)	5.0	5	3	3	1	4	19	20	VandenBout (L)	0.1	9	5	5	0	9	24	24
McKinney (R)	0.0	2	2	1	0	1	8	8	E. Goldberg (R)	1.1	1	0	0	1	0	5	6
Martin (L)	0.1	0	1	0	0	0	2	2	Simpson (R)	0.1	2	2	1	1	0	3	4
Vaughn (R)	2.0	0	0	0	0	3	7	7	Dowling (R)	1.2	1	0	0	0	2	6	6
Totals	9.0	10	6	4	1	8	37	38	Totals	9.0	13	7	6	3	11	39	42

Win - Martin (1-0). **Loss** - Simpson (2-1). **Save** - Vaughn (2).

Umpires: HP - Joe Marion, 1B - Richie Tallent, 3B - Ben Sass

Start - 5:02 PM. **Finish** - 7:57 PM. **Time** - 2:55. **Attendance** - 2,083

Game 6 • South Carolina 10, Clemson 1

March 1, 2008 • Sarge Frye Field • Columbia, SC

Reese Havens hit a grand slam and totaled five RBIs to lead #3 South Carolina to a 10-1 victory over #13 Clemson at Sarge Frye Field on March 1. **Havens'** two-out grand slam in the second inning came after a costly error, one of two by the Tigers that led to six unearned runs in the contest. Clemson totaled eight hits but could not string them together, as it left nine runners on base to the Gamecocks' four left on base. **J.D. Burgess'** double in the seventh inning plated **Alex Lee** for the Tigers' lone run. **Lee** also went 2-for-2 with a walk. **Mike Cisco** pitched 7.1 strong innings to earn the win. **Ryan Hinson** suffered the loss even though he allowed just six hits, one earned run, and no walks with five strikeouts in 6.0 innings pitched.

Clemson 1									(5-1)									South Carolina 10									(4-1)								
Player	AB	R	H	RBI	BB	SO	PO	A	Player	AB	R	H	RBI	BB	SO	PO	A	Player	AB	R	H	RBI	BB	SO	PO	A									
Widmann, SS	5	0	1	0	0	0	0	3	Havens, SS	4	2	2	5	0	1	0	5	Merrifield, CF	4	1	2	0	0	1	2	0									
Boyd, LF	4	0	1	0	0	1	3	0	Darnell, 3B	3	1	0	1	1	0	0	0	Daniel, 1B	4	1	1	1	0	0	11	0									
Hogan, C	4	0	1	0	0	0	5	0	Smook, 1B	4	1	1	1	0	0	0	0	Disher, DH	4	0	0	1	0	1	0	0									
Paulsen, 1B	3	0	1	0	0	0	6	0	Lail, RF	4	2	2	0	0	0	2	0	Enders, C	3	1	1	1	0	0	6	0									
Epps, RF	4	0	0	0	0	2	3	0	Hopper, LF	4	1	2	1	0	2	1	0	Wingo, 2B	3	1	0	0	0	0	5	5									
Parker, 3B	4	0	1	0	0	1	2	1																											
Schaus, DH	3	0	0	0	0	0	0	0																											
Nester, PH	1	0	0	0	0	1	0	0																											
Lee, CF	2	1	2	0	1	0	2	0																											
Sanders, PH	1	0	0	0	0	0	0	0																											
Burgess, 2B	3	0	1	1	1	0	3	1																											
Totals	34	1	8	1	2	5	24	5	Totals	33	10	10	10	1	5	27	11																		

Score By Innings

	Clemson	South Carolina	R	H	E
	0 0 0	0 0 0	1	8	2
	1 4 0	0 0 2	2	1	0

E - Epps (1), Parker (2). **DP** - South Carolina 1. **LOB** - Clemson 9, South Carolina 4. **2B** - Boyd (1), Burgess (3), Hopper (2). **3B** - Merrifield (1). **HR** - Havens (4). **HBP** - Paulsen, Wingo. **SH** - Merrifield (3). **SF** - Havens (1), Enders (1). **SB** - Lail (1).

Clemson									South Carolina								
	IP	H	R	ER	BB	SO	AB	BF		IP	H	R	ER	BB	SO	AB	BF
R. Hinson (L)	6.0	6	7	1	0	5	25	27	Cisco (R)	7.1	8	1	1	1	4	29	30
Martin (L)	0.1	2	2	2	1	0	2	4	Atwood (L)	1.2	0	0	0	1	1	5	7
Sarratt (R)	1.2	2	1	1	0	0	6	7									
Totals	8.0	10	10	4	1	5	33	38	Totals	9.0	8	1	1	2	5	34	37

Win - Cisco (2-0). **Loss** - R. Hinson (1-1).

Umpires: HP - Jeff Head, 1B - A.J. Lostaglio, 3B - Randy Harvey

Start - 1:34 PM. **Finish** - 3:50 PM. **Time** - 2:16. **Attendance** - 5,921

Game 7 • South Carolina 5, Clemson 1

March 2, 2008 • Doug Kingsmore Stadium • Clemson, SC

Blake Cooper and **Curtis Johnson** combined to limit the Tigers to one unearned run on nine hits in #3 South Carolina's 5-1 win over #13 Clemson at Doug Kingsmore Stadium on March 2. The Gamecocks scored two runs in the top of the sixth inning before the Tigers cut their lead in half in the bottom of the sixth on a South Carolina error. But the Gamecocks added a run in the seventh inning and two more runs in the ninth inning to cap the victory. Five Gamecocks had at least two hits, including three each by **Justin Smoak** and **Harley Lail**, as South Carolina totaled 14 hits in the game. **Wilson Boyd** had three of the Tigers' nine hits, but Clemson stranded nine runners on base and could only score one of its 13 baserunners. The Tigers were also 1-for-18 with runners on base and 0-for-7 with runners in scoring position.

South Carolina 5									(5-1)									Clemson 1									(5-2)								
Player	AB	R	H	RBI	BB	SO	PO	A	Player	AB	R	H	RBI	BB	SO	PO	A	Player	AB	R	H	RBI	BB	SO	PO	A									
Havens, SS	5	0	2	1	0	3	5	3	Widmann, SS	4	0	0	0	1	1	2	2	Boyd, LF	4	0	3	0	0	0	1	0									
Merrifield, CF	4	0	0	0	1	2	1	0	Hogan, C	4	0	1	0	0	0	11	2	Darnell, 3B	5	0	0	0	0	1	0	1									
Darnell, 3B	5	0	0	0	0	1	0	1	Paulsen, 1B	3	1	1	0	0	1	7	0	Smook, 1B	5	2	3	1	0	1	8	1									
Smook, 1B	5	2	3	1	0	1	8	1	Parker, 3B	4	0	0	0	0	2	3	1	Disher, DH	3	0	1	0	0	1	0	0									
Disher, DH	3	0	1	0	0	1	0	0	Schaus, DH	4	0	1	0	0	1	0	0	An. Crisp, PH/DH	1	1	0	0	0	1	0	0									
An. Crisp, PH/DH	1	1	0	0	0	1	0	0	Burgess, 2B	4	0	0	0	0	1	3	3	Lail, RF	5	0	3	1	0	0	2	0									
Lail, RF	5	0	3	1	0	0	2	0	Lee, CF	3	0	2	0	1	1	0	0	Enders, C	4	1	2	1	1	1	7	3									
Enders, C	4	1	2	1	1	1	7	3	Epps, RF	4	0	1	0	0	0	0	0	Hopper, LF	5	1	1	0	0	1	0	0									
Hopper, LF	5	1	1	0	0	1	0	0										Wingo, 2B	3	0	2	1	1	0	3	6									
Wingo, 2B	3	0	2	1	1	0	3	6										Totals	40	5	14	5	3	11	27	17									
Totals	40	5	14	5	3	11	27	17	Totals	34	1	9	0	2	7	27	10																		

Game 9 • Wake Forest 13, Clemson 11

March 8, 2008 • Hooks Stadium • Winston-Salem, NC

In game-one on March 8, Wake Forest outslugged #17 Clemson 13-11 at Hooks Stadium behind **Allan Dykstra's** 4-for-4 performance with two homers and three RBIs. Clemson trailed 3-0 but rallied to take a 7-4 lead in the fourth inning, highlighted by **Doug Hogan's** three-run homer. However, the Demon Deacons scored the next nine runs to take a 13-7 lead, including five runs in the sixth inning after the first two batters of the frame were retired. Clemson clawed its way back to a two-run deficit with four runs in the seventh inning, but the Tigers left runners at second and third base in the ninth inning. **Matt Sanders** led Clemson's 12-hit attack with three hits and three RBIs, while every Tiger starter scored at least one run.

Clemson 11									Wake Forest 13								
(6-3, 0-1 ACC)									(6-4, 1-0 ACC)								
Player	AB	R	H	RBI	BB	SO	PO	A	Player	AB	R	H	RBI	BB	SO	PO	A
Widmann, SS	5	1	1	1	1	3	5	3	Terry, CF	5	1	1	0	0	1	1	0
Boyd, CF	5	1	2	2	1	1	3	0	Brooks, RF	3	1	1	1	2	2	0	0
Hogan, C	5	1	1	3	0	2	7	2	Fox, DH	5	2	2	1	0	1	0	0
Paulsen, 1B	4	2	2	1	1	1	6	0	Dykstra, 3B	4	3	4	3	1	0	1	2
Schaus, LF	2	1	1	1	3	0	0	1	Linnenkohl, LF	3	2	0	0	2	1	2	0
Epps, DH/RF	4	1	0	0	1	4	0	0	Hood, 2B	4	2	2	2	0	0	0	1
Lee, RF	4	1	1	0	0	1	1	0	Goff, SS	5	1	4	2	0	0	1	0
Nester, PH	1	0	0	0	0	1	0	0	Ocheltree, 1B	4	1	1	3	1	2	6	0
Sarratt, P	0	0	0	0	0	0	0	0	Jones, C	2	0	0	1	0	0	16	0
Freeman, 2B	5	1	1	0	0	1	1	3									
Sanders, 3B	5	2	3	3	0	1	1	1									
Totals	40	11	12	11	7	15	24	11	Totals	35	13	15	13	6	7	27	5

Score By Innings

Clemson	0	3	1	3	0	0	4	0	0	11	12	1
Wake Forest	3	0	1	1	3	5	0	0		13	15	2

E - Sanders (1), Dykstra (3), Hood (3). DP - Clemson 2. LOB - Clemson 10, Wake Forest 7. 2B - Boyd (2), Paulsen (3), Brooks (2), Fox (3). HR - Hogan (3), Paulsen (3), Dykstra 2 (4), Ocheltree (2). HBP - Hogan, Jones. SF - Hood (2), Jones (1). SB - Brooks (3), Linnenkohl (9). CS - Brooks (1), Dykstra (1).

Clemson											Wake Forest										
IP	H	R	ER	BB	SO	AB	BF				IP	H	R	ER	BB	SO	AB	BF			
R. Hinson (L)	4.0	9	8	8	3	4	19	23			Hunter (R)	4.0	7	7	7	4	5	19	24		
Stoneburner (R)	2.0	5	5	5	1	2	11	14			Negus (R)	2.1	5	4	4	1	3	12	13		
Delk (R)	1.0	0	0	0	2	1	2	4			Wiesner (L)	1.1	0	0	0	1	3	4	5		
Sarratt (R)	1.0	1	0	0	0	0	3	3			Kledzik (R)	1.1	0	0	0	1	4	5	6		
Totals	8.0	15	13	13	6	7	35	44			Totals	9.0	12	11	11	7	15	40	48		

Win - Negus (2-0). Loss - R. Hinson (1-2). Save - Kledzik (1).

Umpires: HP - Tony Walsh, 1B - Scott Erby, 3B - Greg Street

Start - 11:03 AM. Finish - 4:11 PM. Time - 2:52. Attendance - 317

Game 10 • Wake Forest 5, Clemson 3

March 9, 2008 (Game 1) • Hooks Stadium • Winston-Salem, NC

In game-two on March 9, which was the first game of a doubleheader, Wake Forest scored four runs in the sixth inning to defeat #17 Clemson 5-3 at Hooks Stadium. **D.J. Mitchell** and **Casey Harman** combined to limit Wake Forest to just five hits, but they also combined to allow five walks, three of which came around to score. Demon Deacon starter **Garrett Bullock** only allowed five hits and three unearned runs in 7.1 innings pitched to earn the victory. The lefthander also allowed two walks and struck out six batters. The Tigers scored two runs in the eighth inning, but they came up short thanks to leaving eight runners on base against five for Wake Forest. **J.D. Burgess** led the Tigers with two hits and an RBI. **Doug Hogan's** 24-game hitting streak, tied for the fifth-longest in Clemson history, came to an end, as he was 0-for-3 with a run.

Clemson 3 (6-4, 0-2 ACC)											Wake Forest 5 (7-4, 2-0 ACC)										
Player	AB	R	H	RBI	BB	SO	PO	A			Player	AB	R	H	RBI	BB	SO	PO	A		
Widmann, SS	5	0	0	0	0	1	0	1			Terry, CF	4	0	0	0	0	2	1	0		
Boyd, CF	5	0	1	0	0	3	6	0			Linnenkohl, LF	2	1	0	0	2	1	1	0		
Hogan, C	3	1	0	0	0	0	7	1			Fox, DH	3	1	0	0	1	1	0	0		
Parker, 1B	3	1	0	0	1	1	9	1			Dykstra, 3B/1B	4	1	1	0	1	2	1	0		
Schaus, LF	4	0	1	0	0	1	0	0			Murray, C	3	0	1	2	0	0	6	1		
Burgess, 2B	4	0	2	1	0	0	0	2			Jones, PR/C	1	1	0	0	0	1	1	0		
Nester, DH	2	1	1	0	1	0	0	0			Hood, 2B	4	0	2	0	0	1	2	2		
Epps, PH/DH	1	0	1	1	0	0	0	0			Ocheltree, 1B/RF	4	0	1	1	0	1	8	1		
Lee, RF	3	0	0	0	0	1	1	0			Brooks, RF	1	1	0	0	2	0	3	0		
Sanders, 3B	3	0	1	0	0	0	0	2			Frazier, 3B	0	0	0	0	0	0	0	0		
Freeman, PH	1	0	0	0	0	0	0	0			Goff, SS	2	0	0	0	0	0	3	6		
Totals	34	3	7	2	2	7	24	9			Totals	28	5	5	4	5	8	27	12		

Score By Innings

Clemson	0	0	0	0	1	0	0	2	0	3	7	0
Wake Forest	0	0	1	0	0	4	0	0		5	5	3

E - Dykstra (4), Hood 2 (5). LOB - Clemson 8, Wake Forest 5. 2B - Murray (1). HBP - Hogan. SH - Lee (2), Goff (1). SB - Linnenkohl 2 (11). CS - Nester (1).

Clemson											Wake Forest										
IP	H	R	ER	BB	SO	AB	BF				IP	H	R	ER	BB	SO	AB	BF			
Mitchell (R)	5.2	3	5	4	4	5	19	24			Bullock (L)	7.1	5	3	0	2	6	27	31		
Harman (L)	2.1	2	0	0	1	3	9	10			Wiesner (L)	0.1	0	0	0	0	0	1	1		
Totals	8.0	5	5	4	5	8	28	34			Kledzik (R)	1.1	2	0	0	0	1	6	6		
											Totals	9.0	7	3	0	2	7	34	38		

Win - Bullock (2-0). Loss - Mitchell (1-2). Save - Kledzik (2).

Umpires: HP - Scott Erby, 1B - Greg Street, 3B - Tony Walsh

Start - 11:01 AM. Finish - 1:25 PM. Time - 2:24.

Game 11 • Clemson 12, Wake Forest 11

March 9, 2008 (Game 2) • Hooks Stadium • Winston-Salem, NC

In game-three on March 9, which was the second game of a doubleheader, **Kyle Parker** hit three home runs with seven RBIs in #17 Clemson's 12-11 comeback win over Wake Forest at Hooks Stadium. **Parker**, who went 5-for-5 with five runs, a double, and 15 total bases, became the 12th Tiger in history to hit three home runs in a game, as his last was a three-run shot that tied the score in the ninth inning. **Stan Widmann's** two-out, run-scoring single later in the frame scored the winning run. The Tigers trailed 11-5 entering the eighth inning, but they scored three runs in the eighth and four runs in the ninth.

Clemson 12 (7-4, 1-2 ACC)											Wake Forest 11 (7-5, 2-1 ACC)										
Player	AB	R	H	RBI	BB	SO	PO	A			Player	AB	R	H	RBI	BB	SO	PO	A		
Widmann, SS	5	0	2	1	0	1	1	2			Terry, CF	5	1	1	0	1	3	4	0		
Boyd, CF	5	0	1	1	1	0	4	0			Brooks, RF/LF	4	1	0	1	1	1	2	0		
Hogan, C	5	0	0	0	0	1	11	0			Murray, PH	1	0	0	0	0	1	0	0		
Paulsen, 1B	4	2	0	0	1	1	6	0			Fox, DH	4	2	2	3	2	1	0	0		
Schaus, LF	3	3	1	0	2	0	2	0			Dykstra, 3B/1B	5	1	2	0	1	1	2	1		
Parker, DH	5	5	5	7	0	0	0	0			Linnenkohl, LF	0	1	0	1	2	0	3	0		
Burgess, 2B	5	1	1	0	0	2	1	3			Frazier, 3B	0	0	0	0	0	0	0	0		
Epps, RF	5	1	2	0	0	2	2	0			Hood, 2B	5	1	2	2	0	0	2	5		
Lee, RF	0	0	0	0	0	0	0	0			Tomkins, C	5	2	1	1	0	2	8	0		
Freeman, 3B	5	0	3	3	0	0	0	0			Ocheltree, 1B/RF	4	1	1	1	0	1	3	0		
Totals	42	12	15	12	4	7	27	5			Goff, SS	5	1	2	1	0	1	3	1		
											Totals	38	11	11	10	7	11	27	7		

Score By Innings

Clemson	0	3	0	1	0	1	0	3	4	12	15	2
Wake Forest	1	4	0	5	1	0	0	0	0	11	11	3

E - Widmann (5), Burgess (2), Tomkins (2), Ocheltree (2), Goff (3). DP - Wake Forest 2. LOB - Clemson 8, Wake Forest 11. 2B - Schaus (2), Parker (3), Dykstra (2), Goff (1). HR - Parker 3 (4), Fox (1). HBP - Widmann, Linnenkohl 2, Ocheltree. SF - Linnenkohl (1). SB - Burgess (1), Linnenkohl (12).

Clemson											Wake Forest										
IP	H	R	ER	BB	SO	AB	BF				IP	H	R	ER	BB	SO	AB	BF			
Zoltak (L)	3.2	9	10	8	3	3	20	26			Mellies (R)	7.0	10	5	4	1	5	30	31		
Gullickson (L)	2.1	2	1	1	2	4	9	11			Ernst (R)	0.1	1	3	1	1	1	3	4		
Sarratt (R)	1.0	0	0	0	0	1	3	3			McGrath (R)	0.2	1	1	1	1	0	3	5		
Rothlin (R)	1.0	0	0	0	0	1	3	4			Kledzik (R)	1.0	3	3	3	1	1	6	7		
Vaughn (R)	1.0	0	0	0	2	2	3	5			Totals	9.0	15	12	9	4	7	42	47		
Totals	9.0	11	11	9	7	11	38	49													

Win - Rothlin (1-0). Loss - Kledzik (0-1). Save - Vaughn (4).

Umpires: HP - Greg Street, 1B - Tony Walsh, 3B - Scott Erby

Start - 2:11 PM. Finish - 5:07 PM. Time - 2:56. Attendance - 1,065

Game 12 • Clemson 11, North Carolina-Greensboro 10

March 11, 2008 • Doug Kingsmore Stadium • Clemson, SC

In game-one on March 11, #24 Clemson beat UNC Greensboro 11-10 at Doug Kingsmore Stadium

Game 13 • Clemson 6, North Carolina-Greensboro 5

March 12, 2008 • Doug Kingsmore Stadium • Clemson, SC

In game-two on March 12, #24 Clemson scored four runs in the ninth inning to defeat North Carolina-Greensboro 6-5 at Doug Kingsmore Stadium. The Tigers trailed 5-2 entering the ninth inning before **Ben Paulsen** led off with a homer. Three walks loaded the bases, then **Stan Widmann** hit a two-out, two-run single to left field to tie the score. The errant throw to the plate allowed **Alex Lee** to score the winning run. **John Nester** added a solo homer in the eighth inning. The Spartans outthit the Tigers 9-6, but four Spartan pitchers combined for seven walks. **Matt Zoltak** picked up the win in relief with a perfect ninth inning.

North Carolina-Greensboro 5 (8-5)										Clemson 6 (9-4)									
Player	AB	R	H	RBI	BB	SO	PO	A		Player	AB	R	H	RBI	BB	SO	PO	A	
Carrier, 2B	4	0	0	0	0	3	3	4		Widmann, SS	5	0	1	2	0	0	1	2	
Gaski, SS	4	0	2	2	0	0	4	2		Boyd, CF	4	0	1	0	0	0	6	0	
Feltes, DH	3	1	1	2	1	1	0	0		Hogan, C	3	1	1	0	1	0	7	0	
Orton, 1B	4	1	2	1	0	1	8	0		Paulsen, 1B	3	1	1	1	1	1	7	0	
Snell, RF	4	0	1	0	0	0	1	0		Schaus, LF	2	1	0	1	2	0	1	0	
Leon, LF	3	0	0	0	0	2	4	0		Freeman, 2B	2	0	0	0	0	1	1	0	
Overholtzer, CF	4	0	0	0	0	0	1	0		Burgess, PH/2B	1	1	0	0	1	0	0	1	
Deleo, C	4	1	1	0	0	0	5	0		J. Hinson, 3B	3	0	1	0	0	0	1	3	
Quinones, 3B	4	2	2	0	0	0	0	1		Nester, DH	4	1	1	1	0	2	0	0	
										Epps, RF	1	0	0	0	1	1	3	0	
										Parker, PH	1	0	0	0	0	0	0	0	
										Lee, RF	0	1	0	0	1	0	0	0	
Totals	34	5	9	5	1	7	26	8		Totals	29	6	6	5	7	5	27	6	

Score By Innings

North Carolina-Greensboro	0	0	1	2	0	1	0	0
Clemson	0	0	0	1	0	0	1	4

R H E

North Carolina-Greensboro	5	9	2
Clemson	6	6	0

E - Leon (2), Deleo (1). **DP** - North Carolina-Greensboro 2. **LOB** - North Carolina-Greensboro 5, Clemson 5. **2B** - Orton (9), Snell (5), Quinones (3), Boyd (3). **HR** - Feltes (4), Orton (3), Paulsen (5), Nester (3). **SH** - Carrier (1), Leon (1), J. Hinson (1). **SB** - Deleo (2), Hogan (2).

UNC Greensboro										Clemson									
IP	H	R	ER	BB	SO	AB	BF			IP	H	R	ER	BB	SO	AB	BF		
Gibbs (R)	3.0	2	1	0	3	1	10	13		Gullickson (L)	4.0	4	2	2	1	2	15	17	
Shelton (L)	3.0	0	0	0	1	3	8	9		Sarratt (R)	2.0	3	2	2	0	1	9	9	
McCall (L)	1.2	2	1	1	0	0	7	7		Mitchell (R)	2.0	2	1	1	0	3	7	8	
Gilliam (R)	1.0	2	4	3	3	1	4	8		Zoltak (L)	1.0	0	0	0	0	1	3	3	
Totals	8.2	6	6	4	7	5	29	37		Totals	9.0	9	5	5	1	7	34	37	

Win - Zoltak (2-0). **Loss** - Gilliam (1-3).

Umpires: HP - Danny Everett, 1B - Arthur Schmidt, 3B - Kevin Elzey

Start - 4:06 PM. **Finish** - 6:45 PM. **Time** - 2:39. **Attendance** - 4,132

Game 15 • Boston College 7, Clemson 6

March 15, 2008 • Doug Kingsmore Stadium • Clemson, SC

In game-two on March 15, Boston College scored five runs in the final two innings and held on for a 7-6 victory over #24 Clemson at Doug Kingsmore Stadium. The Tigers scored three runs in the first two innings, but the Eagles scored the game's next seven runs. **Garret Smith's** two-out, run-scoring single in the eighth inning put Boston College ahead for good. After the Eagles added three insurance runs in the top of the ninth inning, **Wilson Boyd** hit a two-run triple and **Doug Hogan** hit a run-scoring single in the bottom of the ninth inning, but the Tigers fell one run short. **Michael Belfiore** went 3-for-5 with four RBIs to pace the Eagles, who outthit Clemson 12-9. **Jeff Schaus** was 3-for-4 to lead the Tigers. Clemson committed three errors that led to four unearned runs.

Boston College 7 (8-7, 2-3 ACC)										Clemson 6 (9-6, 1-4 ACC)									
Player	AB	R	H	RBI	BB	SO	PO	A		Player	AB	R	H	RBI	BB	SO	PO	A	
Butera, RF	5	1	2	0	0	1	0	0		Widmann, SS	4	1	0	0	1	1	1	2	
Hamlet, 2B	5	1	1	0	0	0	6	2		Boyd, CF	5	1	2	3	0	0	2	0	
Sanchez, C	5	1	2	1	0	0	6	2		Hogan, C	4	1	1	1	0	0	10	0	
Campbell, 3B	4	3	2	0	1	0	0	1		Paulsen, 1B	5	1	1	1	0	3	7	1	
Wiswall, LF	2	0	0	0	0	1	1	0		Schaus, LF	4	0	3	1	0	0	1	0	
Akel, PH	1	0	0	0	0	0	0	0		Parker, DH	3	0	0	0	1	1	0	0	
Shaughnessy, PR/LF	1	1	0	0	0	1	0	0		J. Hinson, 3B	3	0	0	0	0	0	1	2	
Belfiore, 1B	5	0	3	4	0	2	6	2		Burgess, PH	0	1	0	0	1	0	0	0	
Augustine, DH	5	0	0	0	0	4	0	0		Freeman, 2B	4	1	2	0	0	0	3	3	
Smith, SS	4	0	2	1	0	0	3	3		Lee, RF	3	0	0	0	0	1	1	0	
Perdios, CF	3	0	0	0	1	1	3	0		Nester, PH	1	0	0	0	0	1	0	0	
Totals	40	7	12	6	2	10	27	10		Totals	36	6	9	6	3	7	27	9	

Score By Innings

Boston College	0	0	0	2	0	0	2	3
Clemson	2	1	0	0	0	0	0	3

R H E

Boston College	7	12	2
Clemson	6	9	3

E - Sanchez (3), Smith (3), Boyd (1), J. Hinson 2 (2). **DP** - Clemson 2. **LOB** - Boston College 9, Clemson 7. **2B** - Campbell (3), Belfiore (2), Paulsen (5), Schaus (3). **3B** - Boyd (1). **HR** - Sanchez (3). **HBP** - Wiswall, Hogan. **SB** - Campbell (1), Widmann (3), Boyd (4), Hogan (3). **CS** - Schaus (1).

Boston College										Clemson									
IP	H	R	ER	BB	SO	AB	BF			IP	H	R	ER	BB	SO	AB	BF		
Houston (R)	6.0	6	3	2	1	4	23	25		Mitchell (R)	7.1	7	3	3	2	6	28	31	
Dean (L)	2.0	1	2	0	2	1	8	10		Harman (L)	0.0	0	1	0	0	0	0	1	
Kowalski (R)	1.0	2	1	0	0	2	5	5		Vaughn (R)	1.2	5	3	0	0	4	11	11	
Totals	9.0	9	6	2	3	7	36	40		Totals	9.0	12	7	3	2	10	40	43	

Win - Dean (1-1). **Loss** - Harman (0-1). **Save** - Kowalski (1).

Umpires: HP - Bruce Ravan, 1B - Bryant Woodall, 3B - Greg Street

Start - 10:45 AM. **Finish** - 1:16 PM. **Time** - 2:31. **Attendance** - 3,995

Game 14 • Boston College 6, Clemson 4

March 14, 2008 • Doug Kingsmore Stadium • Clemson, SC

In game-one on March 14, **Tony Sanchez's** two-run homer in the seventh inning lifted Boston College to a 6-4 victory over #24 Clemson at Doug Kingsmore Stadium. The Tigers held a 3-2 lead entering the seventh inning, but a costly throwing error on a routine groundball and a two-out flyball that fell for a run-scoring double preceded **Sanchez's** long ball. Clemson outthit the Eagles 12-8, stole four bases, and had 15 batters reach base, but the Tigers hit into three double plays. Eagle starter **Terry Doyle** scattered 10 hits in 6.0 innings pitched to earn the win. Tiger starter **Ryan Hinson** allowed just two earned runs and one walk with seven strikeouts in 6.2 innings pitched, but he suffered the loss. **Wilson Boyd** had a game-high three hits and two stolen bases, while **Doug Hogan** added two hits and two RBIs.

Boston College 6 (7-7, 1-3 ACC)									Clemson 4 (9-5, 1-3 ACC)								
Player	AB	R	H	RBI	BB	SO	PO	A	Player	AB	R	H	RBI	BB	SO	PO	A
Butera, RF	4	0	1	0	0	1	2	0	Widmann, SS	5	1	1	0	0	0	1	3
Hamlet, 2B	2	2	1	2	1	0	3	4	Boyd, CF	5	1	3	1	0	0	2	0
Sanchez, C	4	1	2	3	0	0	7	1	Hogan, C	3	0	2	2	0	0	8	1
Campbell, 3B	5	0	1	0	0	1	1	3	Paulsen, 1B	4	0	1	0	0	0	3	0
Wiswall, LF	4	0	1	0	0	2	1	0	Schaus, LF	4	0	0	0	0	0	0	0
Shaughnessy, LF	0	0	0	0	0	0	1	0	Parker, DH	3	0	1	0	1	2	0	0
Belfiore, 1B	4	0	1	1	0	1	7	1	J. Hinson, 3B	4	0	1	0	0	1	0	1
Perdios, CF	3	0	0	0	0	2	2	0	Freeman, 2B	3	1	1	0	1	1	5	1
Smith, SS	4	0	0	0	0	1	3	3	Lee, RF	4	1	2	1	0	2	7	0
Akel, DH	3	2	1	0	1	0	0	0									
Anston, PR/DH	0	1	0	0	0	0	0	0									
Totals	33	6	8	6	2	8	27	12	Totals	35	4	12	4	2	6	27	6

Score By Innings

Boston College	0	0	0	1	1	0	3	0	1
Clemson	0	0	2	0	1	0	1	0	0

R H E

Boston College	6	8	2
Clemson	4	12	1

E - Butera (3), Sanchez (2), Widmann (7). **DP** - Boston College 3. **LOB** - Boston College 7, Clemson 7. **2B** - Hamlet (2), Akel (1), Hogan (5), Freeman (1), Lee (2). **HR** - Sanchez (2). **HBP** - Butera, Perdios. **SH** - Hamlet (3). **SF** - Hamlet (2), Sanchez (2), Hogan (2). **SB** - Widmann (2), Boyd 2 (3), Schaus (1). **CS** - Hogan (2).

Boston College										Clemson									
IP	H	R	ER	BB	SO	AB	BF			IP	H	R	ER	BB	SO	AB	BF		
Doyle (R)	6.0	10	3	3	1	6	25	27		R. Hinson (L)	6.2	7	5	2	1	7	27	30	
Hayer (R)	3.0	2	1	0	1	0	10	11		Zoltak (L)	2.1	1	1	1	1	1	6	10	
Totals	9.0	12	4	3	2	6	35	38		Totals	9.0	8	6	3	2	8	33	40	

Win - Doyle (2-1). **Loss** - R. Hinson (1-3). **Save** - Hayer (1).

Umpires: HP - Greg Street, 1B - Bruce Ravan, 3B - Bryant Woodall

Start - 4:05 PM. **Finish** - 6:45 PM. **Time** - 2:40. **Attendance** - 3,846

Game 16 • Clemson 16, Boston College 2

March 16, 2008 • Doug Kingsmore Stadium • Clemson, SC

Game 17 • Clemson 9, Coastal Carolina 6

March 18, 2008 • Doug Kingsmore Stadium • Clemson, SC

Doug Hogan hit two homers and drove in five runs to lead Clemson to a 9-6 victory over #21 Coastal Carolina on March 18 at Doug Kingsmore Stadium. The Tigers built an 8-0 lead after two innings, as Hogan hit a two-run homer in the first inning and three-run long ball in the second inning. John Hinson also added his first career home run, a two-run shot in the second inning. Five of Clemson's six hits went for extra bases. Justin Sarratt picked up his first career win in relief as well.

Coastal Carolina 6 (15-3)										Clemson 9 (11-6)									
Player	AB	R	H	RBI	BB	SO	PO	A		Player	AB	R	H	RBI	BB	SO	PO	A	
Woodward, RF	4	0	1	1	0	1	0	0		Widmann, SS	5	2	2	0	0	0	3	6	
Sappelt, CF	4	0	1	0	1	2	1	0		Boyd, CF	2	2	0	0	3	0	0	0	
Doyle, C	5	0	0	0	0	1	9	0		Hogan, C	5	2	2	5	0	2	7	1	
Rice, LF/1B	4	1	1	0	1	0	7	1		Paulsen, 1B	2	0	0	0	2	1	10	1	
Baldrige, DH	5	1	2	2	0	1	0	0		Schaus, LF	3	0	0	0	1	0	3	0	
Bortnick, SS	2	1	0	0	2	0	0	1		Parker, DH	4	0	0	0	0	0	0	0	
Martin, 3B	4	2	2	0	0	1	0	1		Freeman, 2B	1	1	0	0	1	1	1	3	
Witten, 1B	2	1	1	3	0	0	2	0		Burgess, PH/2B	2	1	1	0	0	1	1	2	
Gilmora, PH/LF	1	0	0	0	1	0	2	0		J. Hinson, 3B	2	1	1	2	0	1	0	0	
Noel, 2B	2	0	1	0	2	0	2	2		Sanders, PH/3B	1	0	0	0	0	1	1	0	
Totals	33	6	9	6	7	6	24	9		Lee, RF	3	0	0	1	0	2	1	0	
										Totals	30	9	6	8	7	9	27	15	

Score By Innings										R	H	E
Coastal Carolina	0	0	0	3	0	1	0	0	2	6	9	4
Clemson	3	5	0	0	0	0	0	1		9	6	3

E - Bortnick (6), Witten 2 (3), Wheeler (1), J. Hinson (3), Zoltak 2 (2). DP - Coastal Carolina 1, Clemson 3. LOB - Coastal Carolina 9, Clemson 6. 2B - Sappelt (7), Widmann (3), Burgess (4). HR - Baldrige (4), Witten (1), Hogan 2 (5), J. Hinson (1). SH - Bortnick (4), Sanders (1). SF - Woodward (2), Lee (1). SB - Woodward (18), Noel (1), Widmann 2 (5). CS - Woodward (2).

Coastal Carolina										Clemson									
Player	IP	H	R	ER	BB	SO	AB	BF		Player	IP	H	R	ER	BB	SO	AB	BF	
Anderson (R)	1.1	5	8	7	4	1	10	14		Zoltak (L)	4.0	5	3	3	2	3	16	19	
Wheeler (L)	6.2	1	1	1	3	8	20	25		Sarratt (R)	1.1	3	1	1	1	0	7	8	
Totals	8.0	6	9	8	7	9	30	39		Harman (L)	1.2	0	0	0	0	1	4	5	
										Mitchell (R)	1.0	0	0	0	2	2	3	5	
										Vaughn (R)	1.0	1	2	2	2	0	3	5	
										Totals	9.0	9	6	6	7	6	33	42	

Win - Sarratt (1-0). Loss - Anderson (3-1).
 Umpires: HP - David Savage, 1B - Darion Padgett, 3B - Kevin Elzey
 Start - 7:18 PM. Finish - 9:56 PM. Time - 2:38. Attendance - 4,314

Game 19 • N.C. State 5, Clemson 4

March 21, 2008 • Doug Kingsmore Stadium • Clemson, SC

In game-one on March 21, N.C. State rallied for a 5-4 win over Clemson at Doug Kingsmore Stadium. In the fifth inning, Ben Paulsen hit a three-run homer and Kyle Parker followed with a solo homer to give Clemson a 4-2 lead. But Ryan Pond and Russell Wilson hit back-to-back homers in the sixth to tie the score. Then in the eighth, Nick Stanley's sacrifice fly scored the go-ahead run. The Tigers had a runner at second base with no outs in both the eighth and ninth, but they were unable to score in either frame.

N.C. State 5									(13-5, 4-3 ACC)									Clemson 4									(12-7, 2-5 ACC)								
Player	AB	R	H	RBI	BB	SO	PO	A	Player	AB	R	H	RBI	BB	SO	PO	A	Player	AB	R	H	RBI	BB	SO	PO	A									
Cartwright, LF	5	0	1	0	0	2	1	0	Widmann, SS	5	0	1	0	0	3	2	1	Boyd, CF	5	1	1	0	0	1	2	0									
Poulik, 2B	4	0	0	0	0	1	2	6	Hogan, C	3	1	1	0	2	0	6	2	Paulsen, 1B	3	1	1	3	2	1	8	1									
Jones, CF	4	1	2	1	0	1	4	1	Parker, 3B	5	1	3	1	0	0	1	2	Schaus, LF	2	0	0	0	2	2	3	1									
Payne, RF/3B	3	1	3	1	1	0	0	0	Nester, DH	3	0	2	0	0	0	0	0	Freeman, 2B	4	0	0	0	0	0	3	3									
Pond, 1B	4	1	2	1	0	0	11	0	Lee, RF	2	0	0	0	1	0	1	0	Moore, RF	0	0	0	0	0	0	0	0									
Wilson, DH	3	1	1	1	0	1	0	0	Burgess, PH	0	0	0	0	0	0	0	0	Schaeffer, C	4	0	0	0	0	1	8	0									
Ferguson, PH/DH	0	0	0	0	0	0	0	0	J. Hinson, PH	1	0	0	0	0	0	0	0	Foschi, SS	4	1	2	0	0	0	0	1									
Martin, 3B	3	0	0	0	0	1	1	2	Mitchell, RF	0	0	0	0	0	0	0	0	Totals	34	5	11	5	1	7	27	11									
Stanley, PH	0	0	0	1	0	0	0	0	Totals	33	4	9	4	7	7	27	12																		

Score By Innings										R	H	E
N.C. State	0	0	2	0	0	2	0	1	0	5	11	0
Clemson	0	0	0	0	4	0	0	0	0	4	9	1

E - Freeman (3). DP - N.C. State 2. LOB - N.C. State 6, Clemson 10. 2B - Jones (3), Foschi (4), Widmann (4), Hogan (7). 3B - Payne (1). HR - Pond (4), Wilson (1), Paulsen (6), Parker (6). SH - Poulik (1), Ferguson (1), Nester (1). SF - Stanley (1). SB - Jones (6), Freeman (2).

N.C. State										Clemson									
Player	IP	H	R	ER	BB	SO	AB	BF		Player	IP	H	R	ER	BB	SO	AB	BF	
Surkamp (L)	6.0	7	4	4	4	5	24	29		R. Hinson (L)	5.1	8	4	4	1	6	23	24	
Cutler (R)	1.0	0	0	0	1	0	2	3		Harman (L)	1.2	3	1	1	0	1	7	8	
Sogard (L)	0.2	1	0	0	1	0	2	3		Sarratt (R)	2.0	0	0	0	0	0	4	6	
Rutter (R)	0.1	0	0	0	0	0	1	1		Totals	9.0	11	5	5	1	7	34	38	
J. Gillheeny (L)	1.0	1	0	0	1	2	4	5											
Totals	9.0	9	4	4	7	7	33	41											

Win - Cutler (3-0). Loss - Harman (0-2). Save - J. Gillheeny (4).
 Umpires: HP - Mark Chapman, 1B - Tony Maners, 3B - Darrell Arnold
 Start - 6:03 PM. Finish - 8:56 PM. Time - 2:53. Attendance - 4,560

Game 18 • Clemson 14, Furman 2

March 20, 2008 • Doug Kingsmore Stadium • Clemson, SC

Furman 2									(10-6)									Clemson 14									(12-6)								
Player	AB	R	H	RBI	BB	SO	PO	A		Player	AB	R	H	RBI	BB	SO	PO	A																	
Rose, 2B	3	0	1	0	1	1	0	2		Widmann, SS	2	2	2	0	0	0	0	1																	
Allmendinger, PH	1	1	0	0	0	0	0	0		Sanders, PH/SS	3	1	1	0	0	0	0	0																	
Lind, SS	4	0	1	0	0	1	4	3		Boyd, CF	3	1	0	2	2	0	1	0																	
Lewis, RF	3	0	1	0	0	0	2	0		Hogan, C	4	2	2	6	0	2	9	0																	
Thompkins, PH/RF	2	1	2	1	0	0	1	0		Nester, C/1B	1	0	0	0	0	1	3	0																	
Lee, 1B	3	0	0	0	0	3	6	2		Paulsen, 1B	4	1	2	1	1	0	6	0																	
Jenkins, 3B	2	0	0	0	0	1	0	0		Martin, P	0	0	0	0	0	0	0	1																	
Jackson, LF/1B	3	0	1	0	0	1	2	0		Schaus, LF	4	0	1	2	1	1	1	0																	
Fondus, PH/LF	1	0	0	0	0	1	0	0		Parker, 3B	5	1	2	1	0	1	0	2																	
Hubbard, 3B/LF/1B	1	0	0	0	3	1	2	2		Freeman, 2B	3	0	0	0	0	0	0	1																	
Paterson, DH	2	0	1	0	0	1	0	0		Burgess, PH/2B	2	1	0	0	0	0	1	1																	
Wade, PH/DH	1	0	0	0	0	1	0	0		J. Hinson, DH	3	2	1	0	1	0	0	0																	
Hemingway, C	3	0	1	0	0	1	5	1		Ward, PH/C	1	0	1	0	0	0	1	0																	
K. Smith, C	1	0	1	0	0	0	0	0		Lee, RF	4	3	3	1	1	0	5	0																	
Rodgers, CF	3	0	0	0	0	0	0	0																											
Andrews, PH	1	0	0	0	0	0	0	0																											
Totals	34	2	9	1	4	12	24	12		Totals	39	14	15	13	6	6	27	8																	

Score By Innings										R	H	E
Furman	0	0	0	0	0	0	1	1		2	9	3
Clemson	0	0	3	5	2	0	2	2		14	15	0

E - Rose (1), Lind (5), Lee (2). DP - Furman 2. LOB - Furman 11, Clemson 9. 2B - Thompsons 2 (3), Paterson (1). HR - Hogan 2 (7). HBP - Widmann. SH - Lind (3), Paterson (2), Boyd (2). SB - J. Hinson (2).

Furman									Clemson								
	IP	H	R	ER	BB	SO	AB	BF		IP	H	R	ER	BB	SO	AB	BF
Holloway (R)	2.2	5	3	3	2	2	12	15	Gullickson (L)	6.0	4	0	0	2	8	20	24
Benton (L)	0.1	0	2	2	2	0	1	3	Rothlin (R)	1.0	1	0	0	1	1	4	5
Newell (R)	0.0	2	3	3	2	0	2	5	Delk (R)	1.0	1	1	0	1	2	4	5
Feemster (R)	2.0	2	2	2	0	1	8	8	Martin (L)	1.0	3	1	1	0	1	6	6
Lang (L)	1.0	0	0	0	0	1	3	3									
Goldsberry (R)	1.0	3	2	1	0	2	7	7									
Hale (R)	0.2	3	2	0	0	0	5	5									
Hart (L)	0.1	0	0	0	0	0	1	1									
Totals	8.0	15	14	11	6	6	39	47	Totals	9.0	9	2	1	4	12	34	40

Game 21 • Clemson 2, N.C. State 0

March 23, 2008 • Doug Kingsmore Stadium • Clemson, SC

In game-three on March 23, **Graham Stoneburner** pitched a two-hit shutout in Clemson's 2-0 victory over N.C. State at Doug Kingsmore Stadium. **Stoneburner** allowed just two singles and one walk with seven strikeouts to record the Tigers' first individual shutout since 2005. He threw 118 pitches and allowed just one Wolfpack player to reach second base, while none reached third base in a game that lasted just one hour and 58 minutes. Clemson scored two runs in the first inning. **Wilson Boyd** brought home Clemson's first run on an RBI groundout, while **Doug Hogan** later stole third and scored on a throwing error on the play. **Hogan** had a game-high two hits, including a double and triple.

N.C. State 0 (13-7, 4-5 ACC)									Clemson 2 (14-7, 4-5 ACC)								
Player	AB	R	H	RBI	BB	SO	PO	A	Player	AB	R	H	RBI	BB	SO	PO	A
Poulik, 2B/SS	4	0	0	0	0	1	2	7	Freeman, 2B	3	1	1	0	0	0	0	1
Cartwright, LF	2	0	0	0	0	0	1	0	Boyd, CF	4	0	0	1	0	2	5	0
Rodgers, PH/LF	2	0	0	0	0	1	0	0	Hogan, C	4	1	2	0	0	0	7	0
Jones, CF	4	0	0	0	0	1	1	0	Paulsen, 1B	3	0	1	0	0	0	9	0
Payne, RF/3B	4	0	1	0	0	0	0	0	Schaus, LF	3	0	0	0	0	0	0	0
Pond, 1B/RF	3	0	0	0	0	2	14	0	Mitchell, RF	0	0	0	0	0	0	0	0
Stanley, DH	3	0	0	0	0	0	0	0	Parker, DH	3	0	1	0	0	1	0	0
Martin, 3B	2	0	0	0	0	1	0	2	J. Hinson, 3B	2	0	0	0	1	0	1	3
Ferguson, PH/1B	1	0	0	0	0	1	1	0	Sanders, SS	3	0	1	0	0	0	4	3
Schaeffer, C	2	0	1	0	1	0	3	1	Lee, RF/LF	3	0	1	0	0	0	1	0
Foschi, SS	1	0	0	0	0	0	1	3									
Synan, PH	1	0	0	0	0	0	0	0									
Wilson, 2B	0	0	0	0	0	0	1	0									
Totals	29	0	2	0	1	7	24	14	Totals	28	2	7	1	1	3	27	9

Score By Innings										R	H	E
N.C. State	0	0	0	0	0	0	0	0	0	0	2	2
Clemson	2	0	0	0	0	0	0	0	0	2	7	1

E - Schaeffer (2), McConnell (1), Stoneburner (1). DP - N.C. State 1. LOB - N.C. State 4, Clemson 4. 2B - Hogan (8), Paulsen (6). 3B - Hogan (1). SH - Foschi (1), Freeman (1). SB - Hogan (5). CS - Parker (1).

N.C. State										Clemson									
Player	IP	H	R	ER	BB	SO	AB	BF		Player	IP	H	R	ER	BB	SO	AB	BF	
McConnell (R)	7.0	6	2	2	1	3	25	26		Stoneburner (R)	9.0	2	0	0	1	7	29	31	
Sogard (L)	0.2	1	0	0	0	0	2	3											
Cutler (R)	0.1	0	0	0	0	0	1	1											
Totals	8.0	7	2	2	1	3	28	30		Totals	9.0	2	0	0	1	7	29	31	

Win - Stoneburner (4-0). Loss - McConnell (2-1).
 Umpires: HP - Darrell Arnold, 1B - Mark Chapman, 3B - Tony Maners
 Start - 1:02 PM. Finish - 3:00 PM. Time - 1:58. Attendance - 4,546

Game 22 • Clemson 5, Elon 4

March 25, 2008 • Doug Kingsmore Stadium • Clemson, SC

In game-one on March 25, **Ben Paulsen's** solo home run in the fifth inning proved to be the difference in Clemson's 5-4 victory over Elon at Doug Kingsmore Stadium. The Tigers scored three runs in the fourth inning, as the last two runs came on a dropped flyball with two outs. Elon put its leadoff batter on base in both the eighth and ninth innings, but **Casey Harman** and **Matt Vaughn** closed the door in each frame to preserve the win. **Matt Zoltak** earned the victory in relief, while **Vaughn** pitched a hitless and scoreless ninth inning to pick up the save. **Mike Freeman** had a game-high three hits and two runs.

Elon 4									(19-5)									Clemson 5									(15-7)								
Player	AB	R	H	RBI	BB	SO	PO	A	Player	AB	R	H	RBI	BB	SO	PO	A	Player	AB	R	H	RBI	BB	SO	PO	A									
Dove, CF	3	0	0	1	0	0	1	0	Widmann, SS	5	0	1	1	0	1	1	3	Boyd, CF	3	0	0	0	1	1	9	0									
Jobe, 2B	3	0	2	1	0	0	3	2	Hogan, C	4	0	0	0	0	0	1	7	Paulsen, 1B	4	2	2	1	0	0	5	1									
Davis, 3B	4	0	0	0	0	1	2	1	Parker, 3B	3	1	1	0	1	0	0	0	Schaus, LF	3	0	1	0	0	0	2	0									
Adams, DH	4	1	1	1	0	1	0	0	Mitchell, PR/RF	0	0	0	0	0	0	0	0	Freeman, 2B	4	2	3	1	0	0	1	0									
Irvine, LF	4	0	0	0	0	3	4	0	Nester, DH	2	0	0	0	0	1	0	0	J. Hinson, PH/DH	1	0	0	0	0	1	0	0									
Pritchard, SS	2	0	0	0	2	0	1	1	Lee, RF/LF	2	0	0	0	2	0	2	0																		
Hill, PR	0	0	0	0	0	0	0	0																											
Lobacz, 1B	2	0	0	0	0	1	4	0																											
C. Austin, PH/1B	1	0	0	0	0	1	3	0																											
Tarleton, C	2	1	1	0	0	0	4	0																											
Melillo, PH/C	2	0	0	0	0	0	1	0																											
H. Austin, RF	3	2	1	1	1	0	1	0																											
Totals	30	4	5	4	3	7	24	7	Totals	31	5	8	3	4	5	27	4																		

Score By Innings										R	H	E
Elon	0	0	1	0	2	1	0	0	0	4	5	1
Clemson	0	0	1	3	1	0	0	0	0	5	8	0

E - Irvine (3). LOB - Elon 5, Clemson 8. 2B - Jobe (5), Paulsen (7). 3B - H. Austin (1). HR - Adams (3), Paulsen (7). HBP - Jobe. SH - C. Austin (3), Schaus (1), Nester (2). SF - Dove (2). SB - Jobe (9), Tarleton (2), H. Austin (5), Mitchell (1).

Elon										Clemson									
Player	IP	H	R	ER	BB	SO	AB	BF		Player	IP	H	R	ER	BB	SO	AB	BF	
Harrlichak (L)	5.2	7	5	3	2	3	23	27		Rothlin (R)	3.0	2	1	1	2	0	11	13	
Ferrer (R)	2.1	1	0	0	2	2	8	10		Zoltak (L)	2.0	2	2	2	0	2	7	8	
										Harman (L)	3.0	1	1	1	0	5	10	11	
										Vaughn (R)	1.0	0	0	0	1	0	2	4	
Totals	8.0	8	5	3	4	5	31	37		Totals	9.0	5	4	4	3	7	30	36	

Win - Zoltak (3-0). Loss - Harrlichak (2-1). Save - Vaughn (7).
 Umpires: HP - Steve Manders, 1B - Arthur Schmidt, 3B - Jessi Pereira
 Start - 7:19 PM. Finish - 9:58 PM. Time - 2:39. Attendance - 4,325

Game 23 • Clemson 2, Elon 1

March 26, 2008 • Doug Kingsmore Stadium • Clemson, SC

In game-two on March 26, **Craig Gullickson**, **Justin Sarratt**, and **Ryan Hinson** combined to retire the last 18 batters of the game in Clemson's 2-1 win over Elon at Doug Kingsmore Stadium. In the fifth inning, **Doug Hogan's** run-scoring single and **Kyle Parker's** bases-loaded walk gave the Tigers the lead for good. Meanwhile, Clemson's trio of pitchers combined to allow just four hits, one run, and no walks with 13 strikeouts. **Gullickson** earned the win in 5.0 innings of work, while **Hinson** pitched 2.0 perfect innings with three strikeouts to record the save. **Sarratt** also pitched 2.0 perfect innings in relief with two strikeouts. **Hogan** had two hits and one RBI for the Tigers, who drew eight walks.

Elon 1									(19-6)									Clemson 2									(16-7)								
Player	AB	R	H	RBI	BB	SO	PO	A		Player	AB	R	H	RBI	BB	SO	PO	A		Player	AB	R	H	RBI	BB	SO	PO	A							
H. Austin, RF/LF	4	1	1	0	0	2	2	0		Widmann, SS	4	0	0	0	0	0	0	1	1		Freeman, 2B	2	1	1	0	2	0	2	3						
Jobe, 2B	4	0	1	1	0	1	4	3		Hogan, C	3	0	2	1	1	0	14	0		Paulsen, 1B	3	0	1	0	1	1	6	0							
Dove, CF	4	0	0	0	0	1	3	1		Parker, 3B	3	0	0	1	1	0	0	2		Schaus, LF	3	0	0	0	1	0	1	0							
Davis, 3B	4	0	1	0	0	0	1	2		Mitchell, RF	0	0	0	0	0	0	0	0		Boyd, CF	3	0	0	0	1	1	2	0							
C. Austin, 1B	2	0	0	0	0	1	5	2		Burgess, DH	1	0	0	0	0	0	0	0		J. Hinson, PH/DH	1	0	0	0	0	0	0	0							
Lobacz, PH/1B	1	0	0	0	0	0	2	1		Nester, PH/DH	1	0	0	0	0	0	0	0		Lee, RF/LF	2	1	1	0	1	1	1	0							
Pritchard, SS	3	0	1	0	0	0	2	2		Totals	26	2	5	2	8	3	27	6																	
Melillo, C	3	0	0	0	0	2	3	0																											
Annamurmo, LF	2	0	0	0	0	2	1	0																											
Harrlichak, RF	1	0	0	0	0	1	0	0																											
Hill, DH	3	0	0	0	0	3	0	0																											
Totals	31	1	4	1	0	13	24	13																											

Score By Innings										R	H	E
Elon	0	0	1	0	0	0	0	0	0	1	4	2
Clemson	0	0	0	2	0	0	0	0	0	2	5	0

E - Pritchard (8), Annamurmo (1). DP - Elon 1. LOB - Elon 3, Clemson 8. 2B - Davis (5), Pritchard (5). 3B - H. Austin (2). SB - Boyd (6). CS - Hogan (4), Lee (2).

Elon										Clemson									
Player	IP	H	R	ER	BB	SO	AB	BF		Player	IP	H	R	ER	BB	SO	AB	BF	
Reichenbach (L)	3.2	1	0	0	5	1	11	16		Gullickson (L)	5.0	4	1	1	0	8	19	19	
Porter (R)	0.2	2	2	2	3	0	4	7		Sarratt (R)	2.0	0	0	0	0	2	6	6	
J. Reyes (L)	1.2	0	0	0	0	1	4	4		R. Hinson (L)	2.0	0	0	0	0	3	6	6	
Kernodle (R)	2.0	2	0	0	0	1	7	7											
Totals	8.0	5	2	2	8	3	26	34		Totals	9.0	4	1	1	0	13	31	31	

Win - Gullickson (3-0). Loss - Porter (1-1). Save - R. Hinson (1).
 Umpires: HP - Darion Padgett, 1B - David Savage, 3B - Randy Watkins
 Start - 7:17 PM. Finish - 9:38 PM. Time - 2:21. Attendance - 4,502

Game 24 • Clemson 2, Maryland 1

March 28, 2008 • Shipley Field • College Park, MD

In game-one on March 28, Clemson held on to defeat Maryland 2-1 at Shipley Field. The Tigers built a 2-0 lead thanks in part to **Kyle Parker's** two-out, run-scoring single in the sixth inning. In the bottom of the ninth inning, Maryland had runners on first and second with no outs. **Nick Jowers's** bunt was thrown away, allowing a run to score, the tying run to move to third base, and the winning run advance to second base with no outs. More runs

Game 25 • Maryland 5, Clemson 3

March 29, 2008 • Shipley Field • College Park, MD

In game-two on March 29, Maryland took advantage of two key Tiger errors to defeat Clemson 5-3 at Shipley Field. Clemson built a 3-0 lead after three innings, highlighted by **Stan Widmann's** run-scoring double in the second inning. But the Terrapins put their leadoff batter on base in the fourth, fifth, and sixth innings, as they took a 4-3 lead. Maryland's two runs in the fourth inning and one run in the fifth inning all came after costly Clemson errors. The Tigers left 11 runners on base, including eight in scoring position.

Clemson 3									(17-8, 5-6 ACC)									Maryland 5									(14-12, 3-8 ACC)								
Player	AB	R	H	RBI	BB	SO	PO	A	Player	AB	R	H	RBI	BB	SO	PO	A	Player	AB	R	H	RBI	BB	SO	PO	A									
Freeman, 2B	4	0	0	0	1	0	4	5	Braun, 2B	3	1	1	0	0	0	0	3	Rozak, PR/DH	0	0	0	0	0	0	0	0									
Schaus, LF	4	1	2	0	1	0	1	0	Pupa, DH	3	1	1	0	1	0	2	1	Murphy, 3B	2	0	0	1	0	1	0	1									
Hogan, C	4	1	1	1	0	0	5	1	Greenberg, 1B	3	1	0	1	0	0	9	3	Benick, PH/1B	1	0	1	1	0	0	2	0									
Paulsen, 1B	4	0	1	0	0	1	7	0	Durakis, C	4	0	1	1	0	0	6	0	Spessard, LF	3	0	0	0	0	1	4	0									
Parker, DH	5	0	0	0	0	2	0	0	Jowers, CF	3	1	2	0	0	1	0	0	Casario, RF	3	0	0	0	0	1	2	0									
Boyd, CF	4	0	0	0	0	1	1	0	Palumbo, SS	2	1	0	0	1	0	1	3	Lee, RF	1	0	1	0	0	0	0	0									
J. Hinson, 3B	3	1	1	0	0	0	1	0	Totals	34	3	7	2	4	5	24	10	Totals	27	5	6	4	2	4	27	13									
Burgess, PH	1	0	0	0	0	0	0	0																											
Sanders, 3B	0	0	0	0	0	0	0	0																											
Widmann, SS	3	0	1	1	1	0	3	2																											
Epps, RF	1	0	0	0	1	1	1	0																											
Lee, RF	1	0	1	0	0	0	0	0																											
Totals	34	3	7	2	4	5	24	10																											

Score By Innings

	Clemson	Maryland
1	0	1
2	0	0
3	0	0
4	0	0
5	0	0
6	0	0
7	0	0
8	0	0
9	0	0
Totals	0	5

R H E

	Clemson	Maryland
R	3	7
H	7	2
E	2	6

E - Freeman (5), J. Hinson (4). **DP** - Clemson 1. **LOB** - Clemson 11, Maryland 3. **2B** - Schaus 2 (6), Hogan (10), Widmann (6), Pupa (9), Durakis (7), Jowers (3). **HBP** - Hogan, Paulsen. **SH** - Epps (1), Braun (1), Murphy (3). **SF** - Murphy (6). **SB** - Lee (2). **CS** - Braun (2).

Clemson											Maryland										
Player	IP	H	R	ER	BB	SO	AB	BF			Player	IP	H	R	ER	BB	SO	AB	BF		
Stoneburner (R)	5.0	3	3	0	0	4	18	19			Pupa (R)	3.2	5	3	3	3	4	17	21		
Sarratt (R)	2.0	2	1	1	0	0	6	7			Kolarek (L)	4.1	2	0	0	1	1	14	17		
Zoltak (L)	0.1	0	1	1	2	0	0	3			Taylor (R)	0.1	0	0	0	0	0	1	1		
McKinney (R)	0.1	0	0	0	0	0	1	1			Tidball (L)	0.1	0	0	0	0	0	1	1		
Martin (R)	0.1	1	0	0	0	0	2	2			Quinn (R)	0.1	0	0	0	0	0	1	1		
Totals	8.0	6	5	2	2	4	27	32			Totals	9.0	7	3	3	4	5	34	41		

Win - Kolarek (1-0). **Loss** - Sarratt (1-1). **Save** - Quinn (4).

Umpires: HP - Scott Graham, 1B - Tim O'Toole, 3B - Harry Greer

Start - 3:58 PM. **Finish** - 6:28 PM. **Time** - 2:30. **Attendance** - 579

Game 27 • Georgia 11, Clemson 3

April 1, 2008 • Foley Field • Athens, GA

Georgia scored nine runs in the first four innings and cruised to an 11-3 win over Clemson at Foley Field on April 1. Every Bulldog starter had at least one hit in Georgia's 13-hit attack.

Clemson 3									Georgia 11								
(18-9)									(16-10)								
Player	AB	R	H	RBI	BB	SO	PO	A	Player	AB	R	H	RBI	BB	SO	PO	A
Freeman, 2B	3	0	0	0	0	1	0	5	Peisel, 3B	5	2	2	1	0	1	1	1
Burgess, 2B	1	0	0	0	0	0	0	1	Olson, RF	3	2	1	1	2	0	3	0
Schaus, LF	4	0	0	1	0	0	0	0	Beckham, SS	5	2	1	1	0	2	1	5
Hogan, C	4	0	0	0	0	2	9	1	Poythress, 1B	5	2	2	3	0	1	9	0
Paulsen, 1B	1	1	0	0	1	0	9	0	Massanari, DH	4	0	1	1	0	1	0	0
Parker, 3B	2	1	1	0	2	1	1	0	Allen, LF	3	0	1	0	0	2	0	0
Boyd, CF	3	0	1	2	1	2	3	0	Cerione, CF	1	0	0	0	0	1	0	0
Nester, DH	3	0	1	0	0	2	0	0	Lewis, C	3	2	2	1	1	1	8	1
J. Hinson, PH/DH	1	0	0	0	0	0	0	0	Crane, C	0	0	0	0	0	0	0	1
Sanders, SS	3	1	0	0	1	1	1	3	Fuller, CF/LF	4	0	2	0	0	0	1	0
Epps, RF	1	0	0	0	1	0	0	0	Demperio, 2B	3	1	1	0	0	0	1	3
Widmann, PH	1	0	0	0	0	0	0	0									
Lee, RF	1	0	1	0	0	0	1	0									
Totals	28	3	4	3	6	9	24	11	Totals	36	11	13	8	3	10	27	11

Score By Innings

	Clemson	Georgia
1	0	0
2	0	0
3	0	1
4	0	2
5	0	0
6	0	0
7	0	0
8	0	0
9	0	0
Totals	0	11

R H E

	Clemson	Georgia
R	3	4
H	4	13
E	4	1

E - Hogan (3), Paulsen (2), Parker 2 (6), Demperio (5). **DP** - Clemson 1, Georgia 2. **LOB** - Clemson 8, Georgia 5. **2B** - Poythress (8), Lewis (4). **3B** - Olson (3). **HR** - Poythress (6), Lewis (3). **HBP** - Freeman, Paulsen 2, Demperio. **SF** - Schaus (1). **SB** - Peisel (6), Beckham (9), Fuller (2), Demperio (5). **CS** - Allen (1).

Clemson									Georgia								
	IP	H	R	ER	BB	SO	AB	BF		IP	H	R	ER	BB	SO	AB	BF
Gullickson (L)	2.0	4	5	2	2	2	10	12	McRee (L)	4.0	0	0	0	2	7	12	16
McKinney (R)	1.2	4	4	4	1	0	8	10	Brock (R)	1.0	0	3	3	4	0	1	7
Delk (R)	1.1	3	1	1	0	2	7	7	Earls (L)	2.0	2	0	0	0	1	8	8
Bond (L)	1.0	1	1	1	0	3	4	4	Harvil (R)	2.0	2	0	0	0	1	7	7
Mitchell (R)	1.0	1	0	0	0	2	4	4									
Zoltak (L)	1.0	0	0	0	0	1	3	3									
Totals	8.0	13	11	8	3	10	36	40	Totals	9.0	4	3	3	6	9	28	38

Win - McRee (4-1). **Loss** - Gullickson (3-1).

Umpires: HP - Danny Everett, 1B - David Savage, 3B - Mike Mazzarisi

Start - 7:10 PM. **Finish** - 9:55 PM. **Time** - 2:45. **Attendance** - 3,432

Game 26 • Clemson 6, Maryland 2

March 30, 2008 • Doug Kingsmore Stadium • Clemson, SC

In game-three on March 30, Clemson scored four runs in the final two innings to top Maryland 6-2 at Shipley Field. The Tigers scored two runs in the first, only to see the Terrapins tie the score with two runs in the fourth. In the eighth, **Stan Widmann** hit a pinch-hit sacrifice fly to score the go-ahead run. The Tigers added three insurance runs in the ninth, highlighted by **Doug Hogan's** two-run single. **Ryan Hinson** pitched 7.0 strong innings, allowing six hits, two runs, and one walk with eight strikeouts to earn the win.

Clemson 6 (18-8, 6-6 ACC)									Maryland 2 (14-13, 3-9 ACC)								
Player	AB	R	H	RBI	BB	SO	PO	A	Player	AB	R	H	RBI	BB	SO	PO	A
Freeman, 2B	3	2	2	1	1	0	2	4	Braun, 2B	4	0	1	0	0	1	0	5
Schaus, LF	5	2	2	0	0	1	1	0	Pupa, DH	4	0	0	0	0	0	0	0
Hogan, C	5	0	1	3	0	0	8	1	Murphy, 3B	4	0	0	0	0	1	0	1
Paulsen, 1B	5	1	3	1	0	0	8	0	Spessard, LF	4	1	1	0	0	1	4	0
Parker, DH	3	0	2	0	1	1	0	0	Durakis, C	4	1	1	0	0	0	4	1
Boyd, CF	5	0	1	0	0	0	5	0	Greenberg, 1B	4	0	1	1	0	1	11	1
J. Hinson, 3B	3	0	1	0	0	1	0	0	Jowers, CF	3	0	2	0	0	0	2	0
Widmann, PH	0	0	0	1	0	0	0	0	Casario, RF	3	0	0	0	0	3	2	0
Burgess, 3B	1	0	0	0	0	0	0	0	Palumbo, SS	2	0	0	0	1	1	3	3
Sanders, SS	3	0	0	0	0	2	0	3									
Lee, RF	3	1	1	0	1	0	3	0									
Totals	36	6	13	6	3	5	27	9	Totals	32	2	6	1	1	8	27	12

Score By Innings

	Clemson	Maryland
1	2	0
2	0	0
3	0	0
4	0	1
5	0	0
6	0	0
7	0	0
8	0	0
9	0	0
Totals	2	6

Game 29 • Miami (FL) 6, Clemson 4

April 4, 2008 • Mark Light Field • Coral Gables, FL

In game-one on April 4, **Yonder Alonso** hit a walkoff two-run homer to give #2 Miami (FL) a 6-4 win over Clemson at Mark Light Field. The Tigers jumped out to a 2-0 lead in the first inning, highlighted by **Ben Paulsen's** run-scoring double. The Hurricanes then scored four runs in the second inning, capped by **Blake Tekotte's** three-run homer. The Tigers scored single runs in the fifth and sixth innings to tie the score, highlighted by **Paulsen's** home run in the sixth. But **Alonso** propelled Miami to the win with a towering homer with one out in the ninth. **Paulsen** and **Wilson Boyd** had two hits apiece for the Tigers.

Clemson 4 (18-11, 6-7 ACC)										Miami 6 (24-2, 10-1 ACC)									
Player	AB	R	H	RBI	BB	SO	PO	A		Player	AB	R	H	RBI	BB	SO	PO	A	
Freeman, 2B	3	1	0	0	1	2	1	5		Tekotte, CF	4	1	1	3	1	1	1	0	
Widmann, SS	4	0	1	1	0	2	0	0		Jackson, SS	5	1	2	0	0	1	4	2	
Hogan, C	3	1	1	0	1	1	8	0		Alonso, 1B	4	1	1	2	1	1	6	1	
Paulsen, 1B	4	1	2	2	0	2	11	2		Raben, RF	4	0	0	0	0	2	0	0	
Parker, DH	4	0	0	1	0	2	0	0		Sobolewski, 3B	4	0	1	0	0	1	0	1	
Schaus, LF	4	0	0	0	0	3	1	0		Severino, LF	3	0	1	0	0	0	0	0	
Boyd, CF	4	0	2	0	0	0	2	0		Terdoslavich, PH	1	0	1	0	0	0	0	0	
Sanders, 3B	4	1	1	0	0	1	0	3		Weislow, PR/LF	0	0	0	0	0	0	0	0	
Lee, RF	2	0	0	0	0	2	1	0		DiNatale, DH	2	1	1	0	0	1	0	0	
Nester, PH	1	0	0	0	0	0	0	0		Grandal, C	4	1	1	0	0	0	15	0	
Epps, RF	1	0	0	0	0	1	0	0		Perry, 2B	3	1	1	1	0	1	1	3	
										Weeks, PH/2B	1	0	0	0	0	0	0	0	
Totals	34	4	7	4	2	16	25	10		Totals	35	6	10	6	2	8	27	8	

Score By Innings

	Clemson	R	H	E
Clemson	2 0 0	0 1 1	0 0 0	4 7 1
Miami	0 4 0	0 0 0	0 0 2	6 10 1

E - Freeman (8), Grandal (3). **LOB** - Clemson 5, Miami 8. **2B** - Widmann (7), Paulsen (10), Sanders (2), Sobolewski (7). **HR** - Paulsen (9), Tekotte (3), Alonso (6). **HBP** - DiNatale. **SH** - DiNatale (1). **SB** - Hogan (6), Sanders (1). **CS** - Boyd (1).

Clemson									Miami								
	IP	H	R	ER	BB	SO	AB	BF		IP	H	R	ER	BB	SO	AB	BF
Mitchell (R)	6.0	7	4	4	2	6	26	29	Hernandez (L)	6.2	7	4	4	1	11	27	28
Martin (L)	1.0	1	0	0	0	2	4	4	Bellamy (R)	2.1	0	0	0	1	5	7	8
Sarratt (R)	1.0	0	0	0	0	0	2	3									
Vaughn (R)	0.1	2	2	2	0	0	3	3									
Totals	8.1	10	6	6	2	8	35	39	Totals	9.0	7	4	4	2	16	34	36

Win - Bellamy (4-0). **Loss** - Vaughn (0-1).

Umpires: HP - Randy Harvey, 1B - Jacob Asher, 3B - Frank Sylvester

Start - 7:01 PM. **Finish** - 9:46 PM. **Time** - 2:45. **Attendance** - 3,000

Game 30 • Miami (FL) 15, Clemson 5

April 5, 2008 • Mark Light Field • Coral Gables, FL

In game-two on April 5, #2 Miami (FL) turned a 5-2 deficit into a 15-5 win over Clemson by scoring the game's final 13 runs at Mark Light Field. The Tigers built the lead thanks in part to **Doug Hogan's** two-run homer in the third. But Miami scored two runs in the sixth inning to take the lead and eight runs in the eighth to break the game open. The Tigers left 13 runners on base, including eight in scoring position.

Clemson 5									Miami 15								
(18-12, 6-8 ACC)									(25-2, 11-1 ACC)								
Player	AB	R	H	RBI	BB	SO	PO	A	Player	AB	R	H	RBI	BB	SO	PO	A
Freeman, 2B	4	1	1	0	0	0	3	0	Tekotte, CF	3	3	2	1	3	0	1	0
Widmann, SS	3	2	0	0	2	2	1	2	Weeks, 2B	3	2	1	3	1	0	3	2
Hogan, C	4	1	1	3	1	0	5	2	Alonso, 1B	2	1	0	0	2	0	5	1
Paulsen, 1B	4	1	2	1	1	1	4	0	Terdoslavich, 1B	0	0	0	0	0	0	1	0
Boyd, CF	4	0	3	0	1	0	3	0	Raben, RF	4	1	1	3	0	2	1	0
Parker, DH	4	0	0	0	1	3	0	0	Sobolewski, 3B	5	1	2	2	0	0	0	1
Schaus, LF	5	0	2	1	0	1	3	0	Jackson, SS	4	2	2	0	1	0	2	3
Sanders, 3B	4	0	1	0	0	0	1	1	Severino, LF	3	0	0	1	0	1	1	0
Burgess, PH	1	0	0	0	0	1	0	0	DiNatale, DH	4	2	1	1	1	1	0	0
Epps, RF	3	0	0	0	0	3	2	0	Grandal, C	5	3	4	4	0	1	12	1
Lee, PH/RF	1	0	0	0	0	1	2	0									
Nester, PH	1	0	0	0	0	1	0	0									
Totals	38	5	10	5	6	13	24	5	Totals	33	15	13	15	8	5	27	8

Score By Innings

	Clemson	R	H	E
Clemson	1 0 3	1 0 0	0 0 0	5 10 0
Miami	0 2 0	3 0 2	0 8	15 13 2

E - Terdoslavich (1), Sobolewski (8). **LOB** - Clemson 13, Miami 8. **2B** - Tekotte (5), Raben (6), Sobolewski (8), Grandal (4). **3B** - DiNatale (3). **HR** - Hogan (8), Weeks (7), Grandal (3). **HBP** - Freeman, Weeks, Alonso, Severino. **SH** - Weeks (5). **SF** - Raben (2), Severino (1). **SB** - Widmann (2), Severino (2).

Clemson									Miami								
	IP	H	R	ER	BB	SO	AB	BF		IP	H	R	ER	BB	SO	AB	BF
Stoneburner (R)	3.1	7	5	5	3	2	16	20	Garcia (R)	4.2	9	5	5	4	6	23	27
Harman (L)	2.0	2	2	2	1	2	8	9	Nazario (L)	1.0	0	0	0	0	2	2	3
Gullickson (L)	1.2	0	0	0	1	0	3	6	Bellamy (R)	1.1	0	0	0	0	1	4	4
Delk (R)	0.1	0	2	2	1	1	1	3	C. Gutierrez (R)	2.0	1	0	0	0	4	8	8
Martin (L)	0.1	4	6	6	2	0	4	8									
Zoltak (L)	0.1	0	0	0	0	0	1	1									
Totals	8.0	13	15	15	8	5	33	47	Totals	9.0	10	5	5	6	13	38	45

Win - Bellamy (5-0). **Loss** - Harman (0-4). **Save** - C. Gutierrez (7).

Umpires: HP - Jacob Asher, 1B - Frank Sylvester, 3B - Randy Harvey

Start - 7:07 PM. **Finish** - 10:47 PM. **Time** - 3:40. **Attendance** - 3,000

Game 31 • Miami (FL) 7, Clemson 6

April 6, 2008 • Mark Light Field • Coral Gables, FL

In game-three on April 6, #2 Miami (FL) held on for a 7-6 win over Clemson at Mark Light Field to hand the Tigers their first ACC sweep since 2006. Clemson took the lead in the first on **Ben Paulsen's** two-run single. But an error helped Miami score two runs in the fourth, then **Dave DiNatale** hit a three-run homer in the fifth. Clemson cut Miami's lead to one run in the seventh on **Paulsen's** two-run homer, but **Carlos Gutierrez** pitched 2.0 perfect innings to earn the save. **Paulsen** hit a homer and drove in four runs.

Clemson 6 (18-13, 6-9 ACC)									Miami 7 (26-2, 12-1 ACC)								
Player	AB	R	H	RBI	BB	SO	PO	A	Player	AB	R	H	RBI	BB	SO	PO	A
Freeman, 2B	4	2	1	0	1	0	1	4	Tekotte, CF	4	2	1	0	0	1	1	0
Widmann, SS	5	1	1	0	0	3	5	4	Weeks, 2B	4	1	2	1	0	1	1	2
Hogan, C	4	0	0	0	0	4	6	0	Alonso, 1B	3	0	1	0	1	2	8	1
Paulsen, 1B	4	1	2	4	0	1	9	1	Raben, RF	4	0	0	1	0	0	0	1
Boyd, CF	2	2	0	0	2	0	0	0	Sobolewski, 3B	3	1	0	0	1	0	1	1
Schaus, LF	3	0	1	1	1	2	0	0	Jackson, SS	3	0	1	1	0	1	2	3
Parker, DH	3	0	0	0	1	2	0	0	Terdoslavich, DH	4	1	1	0	0	1	0	0
Sanders, 3B	4	0	1	1	0	0	0	1	DiNatale, LF	3	2	1	3	1	0	0	0
Epps, RF	2	0	1	0	0	0	3	0	Severino, LF	0	0	0	0	0	0	0	0
Nester, PH	1	0	0	0	0	0	0	0	Hagerty, C	2	0	0	0	1	0	13	0
Lee, RF	1	0	0	0	0	0	0	0									
Totals	33	6	7	6	5	12	24	11	Totals	30	7	7	6	5	6	27	8

Score By Innings

	Clemson	R	H	E
Clemson	2 0 0	1 0 1	2 0 0	6 7 2
Miami	1 0 1	2 3 0	0 0	7 7 1

E - Paulsen (3), Schaus (1), Weeks (3). **DP** - Clemson 1, Miami 1. **LOB** - Clemson 5, Miami 7. **2B** - Widmann (8), Schaus (8), Tekotte (6), Weeks (2). **HR** - Paulsen (10), DiNatale (4). **HBP** - Tekotte. **SH** - Jackson (6), Hagerty (1). **SB** - Widmann (10).

Clemson										Miami									
Player	IP	H	R	ER	BB	SO	AB	BF		Player	IP	H	R	ER	BB	SO	AB	BF	
R. Hinson (L)	4.1	4	6	4	5	3	17	25		Rudman (R)	3.1	3	3	3	3	4	12	15	
Sarratt (R)	3.2	3	1	1	0	3	13	13		Guerra (R)	1.1	1	0	0	1	1	5	6	
										Fisher (L)	1.0	1	1	1	1	2	4	5	
										Nalepa (R)	0.1	1	1	1	0	0	2	2	
										Bellamy (R)	1.0	1	1	1	0	2	4	4	
										C. Gutierrez (R)	2.0	0	0	0	0	3	6	6	
Totals	8.0	7	7	5	5	6	30	38		Totals	9.0	7	6	6	5	12	33	38	

Win - Guerra (1-0). **Loss** - R

Game 33 • North Carolina 8, Clemson 2

April 11, 2008 • Doug Kingsmore Stadium • Clemson, SC

In game-one on April 11, three Tar Heel pitchers limited Clemson to five hits in #4 North Carolina's 8-2 victory at Doug Kingsmore Stadium. The final three innings of the game were completed on April 12 after inclement weather halted play on April 11. **Dustin Ackley's** three-run home run in the sixth inning gave North Carolina a comfortable cushion. Clemson scored two runs in the eighth inning before North Carolina added two insurance runs in the ninth inning. Four Tar Heels had two hits apiece to lead North Carolina's 10-hit attack. **Jeff Schaus** led the Tigers with two hits and an RBI. Starter **Alex White** pitched 5.2 scoreless innings of one-hit ball to earn the victory. Four Clemson pitchers combined to walk 11 batters as well.

North Carolina 8 (27-7, 11-4 ACC)										Clemson 2 (18-15, 6-10 ACC)									
Player	AB	R	H	RBI	BB	SO	PO	A		Player	AB	R	H	RBI	BB	SO	PO	A	
Ackley, 1B	4	1	1	3	2	2	11	1		Freeman, 2B	5	0	1	0	0	0	5	1	
Gore, SS	5	0	0	0	1	4	0	3		Boyd, CF	5	1	1	0	0	1	0	0	
Fedroff, RF	3	0	0	0	2	1	3	0		Hogan, C	4	1	1	1	0	2	10	1	
Flack, 3B	4	1	1	0	1	1	0	1		Paulsen, 1B	2	0	0	0	2	1	6	1	
Seager, 2B	4	1	2	1	1	0	2	1		Parker, DH	2	0	0	0	2	0	0	1	
Federowicz, C	5	0	0	0	0	1	5	3		Schaus, LF	4	0	2	1	0	0	0	1	
Fleury, DH	2	2	2	0	3	0	0	0		Widmann, SS	3	0	0	0	1	2	1	4	
Williams, CF	4	1	2	1	1	0	1	0		Sanders, 3B	3	0	0	0	0	0	0	3	
Shelton, LF	4	2	2	2	0	1	4	0		J. Hinson, PH/3B	1	0	0	0	0	0	0	0	
										Lee, RF	1	0	0	0	2	1	3	0	
										Epps, PH	1	0	0	0	0	0	0	0	
Totals	35	8	10	7	11	10	27	10		Totals	31	2	5	2	7	7	27	12	

Score By Innings										R	H	E
North Carolina	0	1	0	1	0	3	0	1	2	8	10	1
Clemson	0	0	0	0	0	0	2	0	0	2	5	1

E - Shelton (6), Widmann (8). DP - Clemson 1. LOB - North Carolina 12, Clemson 9. 2B - Shelton 2 (6), Hogan (11). HR - Ackley (6). SH - Shelton (3). SB - Fedroff (6), Flack (6).

North Carolina										Clemson									
IP	H	R	ER	BB	SO	AB	BF			IP	H	R	ER	BB	SO	AB	BF		
White (R)	5.2	1	0	0	5	6	18	23		Mitchell (R)	5.0	3	2	2	6	8	18	24	
Moran (L)	2.0	3	2	2	0	1	8	8		Zoltak (L)	1.0	2	3	3	2	1	4	7	
Wooten (R)	1.1	1	0	0	2	0	5	7		Delk (R)	2.1	4	2	2	3	1	10	13	
										McKinney (R)	0.2	1	1	0	0	0	3	3	
Totals	9.0	5	2	2	7	7	31	38		Totals	9.0	10	8	7	11	10	35	47	

Win - White (6-2). Loss - Mitchell (3-3).

Umpires: HP - Tony Gisondi, 1B - Rickey Armstrong, 3B - Scott Graham

Start - 7:18 PM. Finish - 4:57 PM (April 12). Time - 3:12. Attendance - 6,317

Game 34 • North Carolina 4, Clemson 3

April 12, 2008 • Doug Kingsmore Stadium • Clemson, SC

In game-two on April 12, **Kyle Seager** hit two homers with four RBIs to lead #4 North Carolina to a 4-3 win over Clemson at Doug Kingsmore Stadium. **Seager** hit a three-run homer in the first inning after a costly Tiger error, then he hit a solo homer in the fifth inning. Clemson scored two runs in the first inning, highlighted by **Wilson Boyd's** run-scoring double. Trailing 4-3 in the seventh inning, the Tigers had runners at the corners with no outs. But Clemson left the bases loaded after failing to score the tying run. Clemson left 10 runners on base and was 0-for-10 with runners in scoring position in the game.

North Carolina 4 (28-7, 12-4 ACC)										Clemson 3 (18-16, 6-11 ACC)									
Player	AB	R	H	RBI	BB	SO	PO	A		Player	AB	R	H	RBI	BB	SO	PO	A	
Ackley, 1B	5	0	2	0	0	0	8	0		Freeman, 2B	4	1	2	0	0	1	1	4	
Shelton, RF	4	1	2	0	0	0	1	0		Boyd, CF	3	1	1	1	1	0	3	0	
Fedroff, LF	5	0	1	0	0	0	3	0		Hogan, C	3	0	0	1	0	2	3	0	
Flack, 3B	3	1	0	0	2	0	0	0		Paulsen, 1B	4	0	0	0	1	3	8	1	
Seager, 2B	4	2	2	4	0	0	3	3		Schaus, LF	3	0	0	0	1	0	4	0	
Williams, CF	4	0	2	0	0	0	0	0		Parker, DH	4	0	1	0	0	2	0	0	
Fleury, C	4	0	1	0	0	1	11	2		J. Hinson, 3B	1	0	1	0	1	0	0	2	
Moran, P	0	0	0	0	0	0	0	0		Sanders, 3B	2	0	0	0	0	1	2	0	
Federowicz, DHP/C	4	0	0	0	0	2	0	0		Widmann, SS	4	0	1	0	0	0	2	2	
Gore, SS	4	0	1	0	0	0	0	2		Epps, RF	3	1	1	0	1	1	4	0	
										Lee, RF	0	0	0	0	0	0	0	0	
Totals	37	4	11	4	2	3	27	9		Totals	31	3	7	2	5	10	27	12	

Score By Innings										R	H	E
North Carolina	3	0	0	0	1	0	0	0	0	4	11	3
Clemson	2	0	0	1	0	0	0	0	0	3	7	2

E - Shelton (7), Fleury 2 (3), Paulsen (4), J. Hinson (6). DP - North Carolina 1, Clemson 1. LOB - North Carolina 9, Clemson 10. 2B - Boyd (6). HR - Seager 2 (5). SH - Shelton (4), Freeman (3), Boyd (3), Hogan (1). SF - Hogan (3). SB - Fedroff (7), J. Hinson (3). CS - Gore (3), J. Hinson (1).

North Carolina										Clemson									
IP	H	R	ER	BB	SO	AB	BF			IP	H	R	ER	BB	SO	AB	BF		
Warren (R)	4.0	4	3	2	3	4	14	18		Stoneburner (R)	7.2	10	4	1	2	3	34	36	
Catapano (L)	1.1	1	0	0	0	1	3	5		Harman (L)	0.2	1	0	0	0	0	2	3	
Bates (R)	2.2	2	0	0	1	4	11	13		Vaughn (R)	0.2	0	0	0	0	0	1	1	
Federowicz (R)	0.2	0	0	0	1	1	2	3											
Moran (L)	0.1	0	0	0	0	0	1	1											
Totals	9.0	7	3	2	5	10	31	40		Totals	9.0	11	4	1	2	3	37	40	

Win - Catapano (2-0). Loss - Stoneburner (4-1). Save - Moran (1).

Umpires: HP - Rickey Armstrong, 1B - Scott Graham, 3B - Tony Gisondi

Start - 5:41 PM. Finish - 8:30 PM. Time - 2:49. Attendance - 5,893

Game 35 • North Carolina 8, Clemson 4

April 13, 2008 • Doug Kingsmore Stadium • Clemson, SC

In game-three on April 13, #4 North Carolina pounded out 18 hits in its 8-4 victory over Clemson at Doug Kingsmore Stadium. Ahead by a score of 5-4, the Tar Heels scored three runs in the eighth inning after the first two batters of the frame were retired. Clemson left the bases loaded in both the seventh and eighth innings, as the Tigers stranded 11 runners on base in the game.

North Carolina 8 (29-7, 13-4 ACC)										Clemson 4 (18-17, 6-12 ACC)									
Player	AB	R	H	RBI	BB	SO	PO	A		Player	AB	R	H	RBI	BB	SO	PO	A	
Ackley, 1B	4	2	3	0	1	0	6	0		Freeman, 2B	3	1	2	0	1	0	2	7	
Shelton, LF	5	1	2	1	0	0	4	0		Boyd, CF	5	0	2	0	0	2	4	0	
Fedroff, RF	5	2	2	0	0	0	1	0		Hogan, C	4	1	1	1	1	2	2	0	
Flack, 3B	5	0	3	2	0	0	0	1		Paulsen, 1B	4	1	1	0	1	2	12	0	
Seager, 2B	5	1	3	3	0	1	1	5		Schaus, LF	3	1	0	1	1	1	1	0	
Williams, CF	5	1	1	0	0	0	1	0		Parker, DH	5	0	1	1	0	1	0	0	
Gore, SS	5	1	2	1	0	0	3	2		J. Hinson, 3B	0	0	0	0	1	0	0	0	
Federowicz, C	5	0	1	0	0	0	10	1		Sanders, 3B	2	0	1	1	0	1	0	1	
Holt, DH	2	0	1	1	0	0	0	0		Lee, PH	1	0	0	0	0	0	0	0	
Fleury, PH/DH	2	0	0	0	0	1	0	0		Burgess, 3B	0	0	0	0	0	0	0	0	
										Widmann, SS	3	0	0	0	1	1	2	4	
										Epps, RF	2	0	0	0	2	0	3	0	
Totals	43	8	18	8	1	2	27	9		Totals	32	4	8	4	8	10	27	13	

Score By Innings										R	H	E
North Carolina	1	2	0	0	2	0	0	3	0	8	18	0
Clemson	3	0	1	0	0	0	0	0	0	4	8	1

E - Widmann (9). DP - North Carolina 1, Clemson 2. LOB - North Carolina 10, Clemson 11. 2B - Flack (13), Seager (20), Williams (14), Gore (3), Hogan (12), Parker (6). HR - Seager (6). HBP - Schaus. SH - Freeman (4). SF - Holt (1).

North Carolina										Clemson									
IP	H	R	ER	BB	SO	AB	BF			IP	H	R	ER	BB	SO	AB	BF		
Harvey (R)	1.0	4	3	3	3	1	6	9		R. Hinson (L)	5.0	11	5	4	1	1	25	27	
Catapano (L)	4.0	3	1	1	1	4	13	15		Sarratt (R)	2.2	6	3	3	0	1	13	13	
Striz (R)	1.1	0	0	0	2	1	4	6		Gullickson (L)	1.1	1	0	0	0	0	5	5	
Moran (L)	0.1	0	0	0	0	1	1	2											
Wooten (R)	0.2	0	0	0	2	0	2	4											
Trice (R)	1.2	1	0	0	0	3	6	6											
Totals	9.0	8	4	4	8	10	32	42		Totals	9.0	18	8	7	1	2	43	45	

Win - Catapano (3-0). Loss - R. Hinson (2-5). Save - Trice (1).

Umpires: HP - Scott Graham, 1B - Tony Gisondi, 3B - Rickey Armstrong

Start - 1:03 PM. Finish - 3:55 PM. Time - 2:52. Attendance - 5,240

Game 36 • Western Carolina 6, Clemson 2

2008 Boxscores

Game 37 • South Carolina 6, Clemson 0

April 16, 2008 • Doug Kingsmore Stadium • Clemson, SC

Nick Godwin pitched 7.2 scoreless innings of three-hit ball to lead #10 South Carolina to a 6-0 victory over Clemson at Doug Kingsmore Stadium on April 16. With the win, the Gamecocks won the season series 4-0. **Godwin** allowed just three singles, no runs, and three walks with seven strikeouts to earn his second win over the Tigers in as many weeks. He and **Craig Thomas** combined for 10 strikeouts and allowed just three singles in the game. They also faced just six batters over the minimum. The Gamecocks scored one run in the third inning on **James Darnell's** sacrifice fly. South Carolina then scored five runs in the fourth inning behind five extra-base hits, including back-to-back home runs by **Justin Hopper** and **Scott Wingo**. **Reese Havens**, **Whit Merrifield**, and **Darnell** all had doubles later in the frame. A dropped flyball allowed the final Gamecock run to score. **Havens** and **Merrifield** tallied three hits apiece for the Gamecocks, who had 13 hits in the contest. **Justin Sarratt** suffered the loss in his first career start. **Trey Delk**, a former Gamecock hurler, pitched 5.2 stellar innings out of the bullpen. He allowed four hits, no earned runs, and one walk with three strikeouts.

South Carolina 6									(27-10)									Clemson 0									(18-19)								
Player	AB	R	H	RBI	BB	SO	PO	A	Player	AB	R	H	RBI	BB	SO	PO	A	Player	AB	R	H	RBI	BB	SO	PO	A									
Havens, SS	5	1	3	0	0	1	1	0	Epps, RF	3	0	0	0	1	1	5	0	Freeman, 2B	4	0	1	0	0	1	1	1									
Merrifield, CF	4	2	3	1	0	0	1	0	Paulsen, 1B	4	0	1	0	0	2	5	0	Parker, DH	4	0	0	0	0	2	0	0									
Smoak, 1B	5	0	1	0	0	1	9	0	Parker, DH	4	0	0	0	0	2	0	0	Boyd, CF	4	0	1	0	0	1	6	0									
Darnell, 3B	4	1	2	2	0	0	0	1	Hogan, C	3	0	0	0	1	0	5	2	Schaus, LF	2	0	0	0	1	0	3	0									
Disher, DH	5	0	0	0	0	1	0	0	J. Hinson, 3B	3	0	0	0	0	1	0	0	Sanders, SS	3	0	0	0	0	2	2	2									
Lail, RF	5	0	1	0	0	0	2	0	Totals	30	0	3	0	3	10	27	5	Totals	30	0	3	0	3	10	27	5									
Enders, C	5	0	0	0	0	1	8	1																											
Hopper, LF	3	1	2	1	1	1	2	0																											
Wingo, 2B	4	1	1	1	0	1	4	7																											
Totals	40	6	13	5	1	6	27	10																											

Score By Innings							R	H	E	
South Carolina	0	0	1	5	0	0	0	6	13	0
Clemson	0	0	0	0	0	0	0	0	3	2

E - Schaus (2), Sarratt (1). DP - South Carolina 1. LOB - South Carolina 10, Clemson 6. 2B - Havens (7), Merrifield (2), Darnell 2 (9). HR - Hopper (1), Wingo (2). SH - Merrifield (15). SF - Darnell (4).

South Carolina									Clemson								
	IP	H	R	ER	BB	SO	AB	BF		IP	H	R	ER	BB	SO	AB	BF
Godwin (R)	7.2	3	0	0	3	7	26	29	Sarratt (R)	3.1	9	5	5	0	3	18	20
Thomas (L)	1.1	0	0	0	0	3	4	4	Delk (R)	5.2	4	1	0	1	3	22	23
Totals	9.0	3	0	0	3	10	30	33	Totals	9.0	13	6	5	1	6	40	43

Win - Godwin (4-2). Loss - Sarratt (1-2).
 Umpires: HP - Tony Walsh, 1B - Darrell Arnold, 3B - Jack Cox
 Start - 7:16 PM. Finish - 9:42 PM. Time - 2:26. Attendance - 5,938

Game 39 • Duke 10, Clemson 1

April 19, 2008 • Jack Coombs Field • Durham, NC

In game-two on April 19, lefthander **Christopher Manno** struck out 12 batters in 5.2 innings pitched to lead Duke to a 10-1 win over Clemson at Jack Coombs Field. Manno, making his first ACC appearance of the season, allowed only four hits, no runs, and three walks to earn the victory. **Alex Hassan** pitched the final 3.1 innings to record the save. The Blue Devils broke the game open with five two-out runs in the sixth inning on **Matt Williams'** three-run double and **Nate Freiman's** two-run homer. **Williams** totaled four RBIs, while **Freiman** went 3-for-3 with two homers and three RBIs in the game. Clemson totaled only seven hits, including two by **Jeff Schaus**. Duke's win snapped Clemson's 11-game winning streak in the series.

Clemson 1									Duke 10								
(19-20, 7-13 ACC)									(27-13, 6-13 ACC)								
Player	AB	R	H	RBI	BB	SO	PO	A	Player	AB	R	H	RBI	BB	SO	PO	A
Freeman, 2B	3	0	1	0	1	1	3	1	Hassan, CF/P	4	1	1	1	0	0	1	0
Schaus, LF	4	0	2	0	0	1	1	0	Williams, C	4	2	1	4	0	0	13	0
Hogan, C	3	0	0	0	1	2	5	2	Freiman, 1B	3	2	3	3	1	0	3	1
Parker, RF	4	0	1	0	0	2	1	0	Gould, LF	4	0	1	0	0	0	3	0
Boyd, CF	3	0	1	0	1	1	3	0	Saade, 2B	5	0	0	1	0	2	1	2
Paulsen, 1B	4	0	0	0	0	2	9	1	Nicolla, DH	2	1	1	0	0	1	0	0
Sanders, SS	4	1	1	0	0	2	2	3	Luciano, CF	2	0	1	0	0	0	3	0
Ward, DH	2	0	0	0	0	1	0	0	Kreick, RF	4	0	1	0	0	0	1	0
Lee, PH/DH	2	0	0	0	0	1	0	0	Ghizzoni, RF	0	0	0	0	0	0	0	0
Burgess, 3B	2	0	1	0	0	0	0	3	Lemmerman, SS	3	2	1	0	0	0	2	0
J. Hinson, PH/3B	2	0	0	0	0	0	0	1	McCurdy, 3B	3	2	0	0	0	0	0	0
Totals	33	1	7	0	3	13	24	12	Totals	34	10	10	9	1	3	27	5

Score By Innings							R	H	E		
Clemson	0	0	0	0	0	1	0	0	1	7	2
Duke	0	1	1	0	1	5	0	2	10	10	1

E - Burgess (3), J. Hinson (7), Luciano (1). DP - Clemson 1. LOB - Clemson 8, Duke 7. 2B - Sanders (4), Williams (9). HR - Freiman 2 (7). HBP - Hassan, Williams, Freiman, Gould, McCurdy. SH - Lemmerman (2). CS - Freeman (3).

Clemson									Duke								
	IP	H	R	ER	BB	SO	AB	BF		IP	H	R	ER	BB	SO	AB	BF
Stoneburner (R)	5.2	8	8	7	1	2	24	30	Manno (L)	5.2	4	0	0	3	12	20	23
Sarratt (R)	0.1	0	0	0	0	0	1	1	Hassan (R)	3.1	3	1	1	0	1	13	13
McKinney (R)	2.0	2	2	1	0	1	9	10									
Totals	8.0	10	10	8	1	3	34	41	Totals	9.0	7	1	1	3	13	33	36

Win - Manno (4-0). Loss - Stoneburner (4-2). Save - Hassan (5).
 Umpires: HP - Tim O'Toole, 1B - Paul Guillie, 3B - Robert Perez
 Start - 2:01 PM. Finish - 4:41 PM. Time - 2:40. Attendance - 1,567

Game 38 • Clemson 7, Duke 4

April 18, 2008 • Jack Coombs Field • Durham, NC

In game-one on April 18, Clemson pounded out 14 hits and snapped its 11-game losing streak with a 7-4 victory over Duke at Jack Coombs Field. The Tigers took the lead in the sixth inning on **Chris Epps'** two-out, two-run single. Clemson scored two runs in the seventh inning on **Kyle Parker's** two-run single and two more runs in the eighth inning. Five Tigers totaled at least two hits, including three hits apiece by **Mike Freeman** and **Jeff Schaus**. **Parker** and **Epps** both added two hits and two RBIs as well. **D.J. Mitchell** pitched 7.0 strong innings to earn the win, while **Matt Vaughn** pitched 2.0 scoreless innings to record the save.

Clemson 7 (19-19, 7-12 ACC)									Duke 4 (26-13, 5-13 ACC)								
Player	AB	R	H	RBI	BB	SO	PO	A	Player	AB	R	H	RBI	BB	SO	PO	A
Freeman, 2B	5	2	3	1	0	0	4	4	Hassan, CF	4	0	0	0	0	0	1	0
Schaus, LF	4	1	3	0	0	1	3	0	Williams, C	4	0	1	0	0	0	7	0
Hogan, C	4	0	1	1	0	1	6	1	Freiman, 1B	4	0	1	0	0	0	9	1
Paulsen, 1B	4	0	0	0	1	1	9	0	Gould, LF	4	0	1	0	0	1	1	0
Parker, DH	5	0	2	2	0	0	0	0	Nicolla, DH	4	1	1	0	0	2	0	0
Boyd, CF	5	1	2	0	0	0	2	0	Luciano, PR	0	0	0	0	0	0	0	0
Sanders, SS	4	1	1	0	0	0	1	4	Saade, 2B	4	2	2	2	0	0	3	6
Epps, RF	3	2	2	2	0	1	1	0	Kreick, RF	4	1	3	0	0	1	1	0
Lee, RF	1	0	0	0	0	1	0	0	Bunder, PR	0	0	0	0	0	0	0	0
Burgess, 3B	4	0	0	0	0	2	0	2	Lemmerman, SS	4	0	0	0	0	1	4	1
									McCurdy, 3B	2	0	2	1	0	0	1	2
									Sherlock, PH	1	0	0	0	0	1	0	0
Totals	39	7	14	6	1	7	27	12	Totals	35	4	11	3	0	6	27	12

Score By Innings							R	H	E
Clemson	0	0	1	0	0	2	2	14	0
Duke	0	0	0	2	0	0	4	11	3

E - Saade (6), Lemmerman 2 (7). DP - Clemson 2, Duke 2. LOB - Clemson 11, Duke 5. 2B - Sanders (3), Kreick (11). HR - Saade (5). HBP - Schaus, Epps. SH - Hogan (2), Sanders (3), Burgess (2). SF - McCurdy (3). SB - Schaus (3), Hogan (7), Epps (2).

Clemson									Duke								
	IP	H	R	ER	BB	SO	AB	BF		IP	H	R	ER	BB	SO	AB	BF
Mitchell (R)	7.0	8	4	3	0	4	27	28	Wolcott (R)	6.0	7	3	2	0	4	26	27
Vaughn (R)	2.0	3	0	0	0	2	8	8	Ness (R)	1.1	5	4	4	1	0	7	11
									Perry (R)	1.2	2	0	0	0	3	6	7
Totals	9.0	11	4	3	0	6	35	36	Totals	9.0	14	7	6	1	7	39	45

Win - Mitchell (4-3). Loss - Wolcott (3-3). Save - Vaughn (9).
 Umpires: HP - Robert Perez, 1B - Tim O'Toole, 3B - Paul Guillie
 Start - 7:04 PM. Finish - 9:44 PM. Time - 2:40. Attendance - 632

Game 40 • Clemson 6, Duke 6 (10 Innings)

April 20, 2008 • Jack Coombs Field • Durham, NC

In game-three on April 20, Clemson and Duke played to a 6-6 tie in 10 innings at Jack Coombs Field. The Blue Devils scored two runs apiece in the sixth, seventh, and eighth innings to take a 6-2 lead. But with two outs in the ninth inning, **Doug Hogan** hit a run-scoring single and **Ben Paulsen** followed with a three-run homer to tie the score. After a scoreless 10th inning, **Kyle Parker** hit a two-run homer in the 11th inning to give Clemson an 8-6 lead. However, inclement weather halted play. After over an hour of rain, the game was called due to unplayable field conditions, resulting in the final score reverting back to the score at the end of the 10th inning. The Tigers outhit the Blue Devils 12-9, including three hits by **Jeff Schaus**.

Clemson 6 (19-20-1, 7-13-1 ACC)									Duke 6 (27-13-1, 6-13-1 ACC)								
Player	AB	R	H	RBI	BB	SO	PO	A	Player	AB	R	H	RBI	BB	SO	PO	A
Freeman, 2B	6	0	1	0	0	0	6	1	Hassan, CF	5	1	1	0	0	0	5	0
Schaus, LF	5	1	3	0	0	0	0	0	Williams, C	5	2	2	1	0	1	6	1
Parker, DH	4	1	1	0	1	1	0	0	Freiman, 1B	5	0	2	2	0	1	13	0
Boyd, CF	5	1	1	0	0	2	3	0	Gould, LF	5	0	1	1	0	2	2	0
Hogan, C	5	2	2	1	0	1	8	2	Saade, 2B	4	1	1	0	0	2	1	3
Paulsen, 1B	5	1	2	3	0	1	7	1	Nicolla, DH	3	0	1	1	0	1	0	0
Epps, RF	4	0	0	0	1	1	4	0	Luciano, PR/DH	1	1	0	0	0	1	0	0
Sanders, 3B	3	0	2	2	1	0	1	1	Kreick, RF	3	0	0	0	0	0	2	0
J. Hinson, PH	1	0	0	0	0	0	0	0	Lemmerman, SS	3	1	1	0	0	0	1	3
Burgess, 3B	0	0	0	0	0	0	0	0	McCurdy, 3B	2	0	0	0	1	0	0	1
Widmann, SS	5	0	0	0	0	1	1	2									
Totals	43	6	12	6	3	7	30	11	Totals	36	6	9	5	1	8	30	14

Game 45 • Clemson 10, Virginia Tech 2

April 27, 2008 • Doug Kingsmore Stadium • Clemson, SC

In game-three on April 27, D.J. Mitchell pitched 7.1 innings of three-hit ball with 10 strikeouts to lead Clemson to a 10-2 win over Virginia Tech at Doug Kingsmore Stadium. The Tigers scored four runs in the third, capped by **Wilson Boyd's** two-run homer. **Kyle Parker's** double in the fifth inning drove in two of Clemson's six two-out runs. **Mike Freeman** went 3-for-4 with three runs and two RBIs, while **Matt Sanders** went 3-for-3 with two runs. **Boyd** and **Parker** added three RBIs apiece as well.

Virginia Tech 2 (18-26, 4-20 ACC)										Clemson 10 (24-20-1, 10-13-1 ACC)									
Player	AB	R	H	RBI	BB	SO	PO	A		Player	AB	R	H	RBI	BB	SO	PO	A	
O'Brien, 1B	2	0	1	0	2	1	8	1		Freeman, 2B	4	3	3	2	0	0	4	4	
Ryan, CF	3	0	1	1	1	1	0	0		Burgess, 2B	0	0	0	0	0	0	0	0	
A. Sosnoskie, C	3	0	0	0	1	1	4	1		Schaus, LF	4	1	1	1	1	0	0	0	
Kay, C	0	0	0	0	0	0	1	0		Boyd, CF	4	1	2	3	1	1	0	0	
Wates, 2B	4	1	1	0	0	2	6	3		Parker, RF	3	1	1	3	1	0	0	0	
Bumby, RF	4	0	0	0	0	1	1	0		Lee, RF	1	0	0	0	0	0	0	0	
Cueto, LF	4	0	2	1	0	0	2	0		Paulsen, 1B	4	0	1	0	0	0	11	0	
Hacker, DH	3	0	0	0	1	2	0	0		Epps, DH	1	0	0	0	1	0	0	0	
Seaborn, 3B	2	0	0	0	0	2	1	1		Nester, PH/DH	1	0	0	0	0	1	0	0	
Blow, PH/3B	2	1	1	0	0	1	0	0		J. Hinson, PH/DH	1	0	1	1	0	0	0	0	
Ballisteri, SS	3	0	0	0	0	1	1	6		Hogan, C	4	1	1	0	0	1	10	2	
										Ward, C	0	0	0	0	0	0	1	0	
										Widmann, SS	3	1	0	0	0	2	1	6	
										Sanders, 3B	3	2	3	0	0	0	0	2	
Totals	30	2	6	2	5	12	24	14		Totals	33	10	13	10	4	5	27	14	

Score By Innings										R	H	E
Virginia Tech	0	0	0	0	0	0	1	1		2	6	1
Clemson	0	0	4	0	2	0	3	1		10	13	1

E - Hahn (3), Parker (7). **DP** - Virginia Tech 1, Clemson 2. **LOB** - Virginia Tech 6, Clemson 6. **2B** - Wates (9), Cueto (9), Parker (9), Hogan (14). **HR** - Boyd (7). **HBP** - Widmann. **SH** - Freeman (5), Sanders (4). **CS** - Ryan (8), Boyd (3), Epps (1).

Virginia Tech										Clemson									
Player	IP	H	R	ER	BB	SO	AB	BF		Player	IP	H	R	ER	BB	SO	AB	BF	
Hahn (R)	4.1	5	6	4	3	2	14	20		Mitchell (R)	7.1	3	1	0	4	10	22	26	
Wells (L)	2.0	3	3	3	1	2	9	10		Gullickson (L)	1.2	3	1	1	1	2	8	9	
Waskiewicz (R)	1.2	5	1	0	0	1	10	10											
Totals	8.0	13	10	7	4	5	33	40		Totals	9.0	6	2	1	5	12	30	35	

Win - Mitchell (5-3). **Loss** - Hahn (2-5).
Umpires: HP - Junior Creech, 1B - Randy Harvey, 3B - Randy Dulin
Start - 10:03 AM. **Finish** - 12:42 PM. **Time** - 2:39. **Attendance** - 3,641

Game 46 • Florida State 9, Clemson 8 (10 Innings)

May 3, 2008 • Doug Kingsmore Stadium • Clemson, SC

In game-one on May 3, #3 Florida State scored four runs in the 10th inning to outlast Clemson 9-8 at Doug Kingsmore Stadium. **Doug Hogan's** two-out, two-run homer in the ninth tied the score 5-5. In the top of the 10th, the Seminoles scored four runs. **Kyle Parker** hit a three-run homer in the bottom of the 10th and **Ben Paulsen** followed with a one-out double. But **Stan Widmann** lined out to end the game.

Florida State 9 (38-7, 20-5 ACC)									Clemson 8 (24-21-1, 10-14-1 ACC)								
Player	AB	R	H	RBI	BB	SO	PO	A	Player	AB	R	H	RBI	BB	SO	PO	A
Holt, CF	6	1	2	0	0	1	3	0	Freeman, 2B	6	1	1	0	0	4	6	4
Stidham, 2B	5	1	2	3	1	1	1	3	Schaus, LF	5	1	1	0	1	1	1	0
B. Posey, C/P	5	0	1	0	0	2	8	0	Parker, RF	2	3	1	3	4	1	3	0
Rye, RF	4	1	3	0	1	1	1	0	Paulsen, 1B	6	0	2	0	0	1	9	0
Guinn, 1B	5	1	1	1	0	1	11	0	Lee, PR	0	0	0	0	0	0	0	0
Delmonico, SS	4	1	2	1	0	0	2	2	Hogan, C	5	1	2	3	1	2	9	1
Oravetz, DH	4	0	1	0	0	0	0	0	Boyd, CF	4	1	2	1	1	0	0	0
Smierciak, PH/DH	0	1	0	0	0	0	0	0	Widmann, SS	4	1	1	0	1	0	2	8
Danesh, PH/DH	1	0	1	0	0	0	0	0	Sanders, 3B	4	0	1	0	0	0	0	3
Brunelle, C	0	0	0	0	0	0	1	0	Burgess, DH	3	0	1	1	0	0	0	0
McGee, LF	4	0	0	0	0	2	1	0	J. Hinson, PH/DH	1	0	0	0	1	0	0	0
Tapley, 3B	2	3	2	1	2	0	2	1									
Totals	40	9	15	6	4	8	30	9	Totals	40	8	12	8	9	9	30	19

Score By Innings										R	H	E
Florida State	0	0	0	0	0	0	3	2	4	9	15	0
Clemson	0	0	0	1	0	1	1	0	2	3	8	1

E - Sanders (3). **DP** - Clemson 4. **LOB** - Florida State 8, Clemson 14. **2B** - Stidham (7), Rye (10), Guinn (15), Paulsen (13). **3B** - Hogan (2). **HR** - Parker (10), Hogan (11), Boyd (8). **HBP** - Delmonico, Tapley, Widmann. **SH** - McGee (2), Boyd (5), Sanders (5). **CS** - Holt (6), Danesh (2).

Florida State										Clemson									
Player	IP	H	R	ER	BB	SO	AB	BF		Player	IP	H	R	ER	BB	SO	AB	BF	
Fairrel (L)	7.0	6	3	3	5	7	25	33		Mitchell (R)	7.0	6	3	3	3	6	24	29	
Marshall (R)	1.0	0	0	0	1	1	3	4		R. Hinson (L)	0.1	1	0	0	0	0	1	2	
Strauss (R)	1.1	5	5	5	2	0	9	11		Vaughn (R)	1.2	3	2	2	0	0	0	7	
B. Posey (R)	0.2	1	0	0	1	1	3	4		Harman (L)	0.0	1	1	0	0	0	1	1	
										Sarratt (R)	0.2	3	3	2	1	1	4	5	
										McKinney (R)	0.1	1	0	0	0	0	0	2	
Totals	10.0	12	8	8	9	9	40	52		Totals	10.0	15	9	8	4	8	40	47	

Win - Strauss (7-0). **Loss** - Harman (0-5). **Save** - B. Posey (5).
Umpires: HP - Jack Cox, 1B - Bryant Woodall, 3B - Scott Graham
Start - 7:07 PM. **Finish** - 10:28 PM. **Time** - 3:21. **Attendance** - 5,359

Game 47 • Florida State 13, Clemson 4

May 4, 2008 • Doug Kingsmore Stadium • Clemson, SC

In game-two on May 4, four Seminoles hit a home run in #3 Florida State's 13-4 victory over Clemson at Doug Kingsmore Stadium. Florida State put six leadoff batters on base and tallied nine two-out RBIs along with 17 hits. Clemson was led by **Ben Paulsen**, who went 2-for-4 with three RBIs. **Eli Villanueva** pitched 7.0 strong innings, allowing only one run on six hits with five strikeouts to earn the victory.

Florida State 13									(39-7, 21-5 ACC)									Clemson 4									(24-22-1, 10-15-1 ACC)								
Player	AB	R	H	RBI	BB	SO	PO	A	Player	AB	R	H	RBI	BB	SO	PO	A	Player	AB	R	H	RBI	BB	SO	PO	A									
Holt, CF	4	1	1	0	1	0	2	0	Freeman, 2B	3	0	2	0	1	1	1	3	3																	
Danesh, PH/LF	1	0	0	0	0	0	1	0	Burgess, 2B	1	1	1	0	0	0	0	0	1																	
Stidham, 2B	4	2	1	2	1	0	4	4	Schaus, LF	4	1	1	0	0	0	0	0	0																	
B. Posey, C	5	2	2	2	0	0	5	1	Ward, PH	1	0	0	0	0	0	0	0	0																	
Brunelle, C	0	0	0	0	0	0	2	0	Parker, RF	5	2	2	0	0	0	1	3	0																	
Rye, RF	2	2	2	0	1	0	1	0	Paulsen, 1B	4	0	2	3	0	0	0	9	2																	
Smierciak, PH/RF	1	1	1	0	0	0	0	0	Boyd, CF	2	0	0	0	1	0	1	2	0																	
Guinn, 1B	4	1	1	2	0	0	5	0	Lee, PH/CF	2	0	0	0	0	0	1	0	0																	
J. Posey, PH/1B	1	0	1	0	0	0	2	0	Hogan, C	4	0	0	0	0	0	3	3	1																	
Delmonico, SS	4	1	3	3	1	0	2	1	Nester, C	0	0	0	0	0	0	0	0	0																	
Oravetz, DH	3	1	1	1	1	0	0	0	Widmann, SS	3	0	1	0	1	1	1	5	7																	
O'Connor, PH/DH	1	0	0	0	0	1	0	0	Epps, DH	3	0	0	1	1	0	0	0	0																	
McGee, LF/CF	5	1	1	1	0	1	2	0	Sanders, 3B	3	0	1	0	0	0	0	0	2																	
Tapley, 3B	4	1	3	2	0	0	1	0	J. Hinson, 3B	1	0	0	0	0	0	0	0	0																	
Cardullo, 3B	0	0	0	0	1	0	0	1																											
Totals	39	13	17	13	6	2	27	7	Totals	36	4	10	4	4	7	27	18																		

Score By Innings										R	H	E
Florida State	0	3	2	2	1	0	2	3	0	13	17	2
Clemson	1	0	0	0	0	0	2	1		4	10	0

E - Guinn (8), J. Posey (3). **DP** - Florida State 1, Clemson 3. **LOB** - Florida State 6, Clemson 10. **2B** - Smierciak (3), Oravetz (11), McGee (7), Parker (10), Widmann (9). **3B** - Holt (2). **HR** - Stidham (9), B. Posey (14), Guinn (13), Tapley (4). **HBP** - Rye. **SF** - Paulsen (2). **CS** - Rye 2 (5), Freeman (4).

Florida State									Clemson								
	IP	H	R	ER	BB	SO	AB	BF		IP	H	R	ER	BB	SO	AB	BF
Villanueva (R)	7.0	6	1	1	2	5	26	28	Stoneburner (R)	4.0	7	7	7	4	1	17	21
Everett (R)	2.0	4	3	2	2	2	10	13	Gullickson (L)	3.2	10	6	6	1	0	19	21
									Zoltak (L)	1.1	0	0	0	1	1	3	4
Totals	9.0	10	4	3	4	7	36	41	Totals	9.0	17	13	13	6	2	39	46

Game 49 • Clemson 11, Furman 5

May 7, 2008 • Fluor Field • Greenville, SC

Clemson scored seven of its first eight runs with two outs on its way to an 11-5 win over Furman at Fluor Field in Greenville, SC on May 7. The Tigers totaled 15 hits, including four by **Ben Paulsen**.

Furman 5 (29-17)										Clemson 11 (25-23-1)									
Player	AB	R	H	RBI	BB	SO	PO	A		Player	AB	R	H	RBI	BB	SO	PO	A	
Rose, 2B	4	1	1	0	0	2	2	3		Freeman, 2B	5	1	1	0	0	1	1	2	
Thompkins, PH	1	0	0	0	0	1	0	0		Schaus, LF	5	2	2	1	0	0	2	0	
Lind, SS	3	2	1	0	2	1	3	5		Parker, DH	5	2	2	2	0	1	0	0	
Hubbard, LF	3	2	1	1	2	0	2	0		Paulsen, 1B	5	2	4	2	0	0	8	1	
Lee, 1B	5	0	0	1	0	2	10	0		Boyd, CF	3	2	1	0	0	2	0	1	0
Wade, DH	4	0	1	1	0	2	0	0		Hogan, C	3	1	2	2	2	0	9	3	
Lewis, RF	4	0	1	1	0	1	2	1		Nester, C	0	0	0	0	0	0	2	0	
Harrison, 3B	4	0	3	0	0	1	0	3		Epps, RF	2	0	1	0	0	1	0	0	
Hemingway, C	3	0	0	0	0	1	4	1		Burgess, PH	0	0	0	0	0	0	0	0	
Rodgers, CF	3	0	1	0	1	1	1	0		Lee, PH/RF	1	0	0	1	0	1	1	0	
										Widmann, SS	3	0	1	0	1	0	2	0	
										Sanders, 3B	4	1	1	2	0	0	0	0	
										J. Hinson, 3B	0	0	0	0	0	0	0	0	
Totals	34	5	9	4	5	12	24	16		Totals	36	11	15	10	5	4	27	10	

Score By Innings										R	H	E
Furman	1	0	2	0	2	0	0	0	0	5	9	0
Clemson	0	0	0	3	2	3	1	2		11	15	0

DP - Furman 1. **LOB** - Furman 8, Clemson 7. **2B** - Hubbard (13), Lewis (14), Harrison (4), Freeman (6), Schaus (11), Parker (11), Paulsen (14), Hogan (15). **3B** - Wade (1). **SH** - Hemingway (6). **SF** - Lee (2). **SB** - Hubbard (8). **CS** - Rose (4).

Furman									Clemson								
	IP	H	R	ER	BB	SO	AB	BF		IP	H	R	ER	BB	SO	AB	BF
M. Smith (R)	2.0	1	0	0	1	0	7	8	Sarratt (R)	2.0	2	1	1	1	0	8	9
Holloway (R)	1.1	2	3	3	1	0	6	7	R. Hinson (L)	2.0	3	2	2	2	1	5	8
Benton (L)	1.1	4	2	2	1	1	8	9	Mitchell (R)	1.0	2	2	2	1	2	5	6
Hale (R)	1.0	3	3	3	0	2	6	6	Zoltak (L)	1.0	0	0	0	1	0	2	3
Pucetas (L)	0.1	1	1	1	1	0	1	2	Gullickson (L)	1.0	0	0	0	0	1	3	3
Karow (R)	1.2	4	2	2	0	1	7	8	Harman (L)	1.0	1	0	0	0	2	4	4
Friedman (R)	0.1	0	0	0	1	0	1	2	Vaughn (R)	1.0	1	0	0	1	2	4	5
Totals	8.0	15	11	11	5	4	36	42	Totals	9.0	9	5	5	5	12	34	40

Win - Zoltak (4-0). **Loss** - Hale (1-1).
Umpires: HP - Arthur Schmidt, 1B - Jeremy Dupree, 3B - Danny Everett
Start - 7:18 PM. **Finish** - 10:12 PM. **Time** - 2:54. **Attendance** - 5,030

Game 50 • Georgia Tech 5, Clemson 1

May 9, 2008 • Russ Chandler Stadium • Atlanta, GA

In game-one on May 9, **David Duncan** pitched 8.0 strong innings to lead #25 Georgia Tech to a 5-1 victory over Clemson at Russ Chandler Stadium. **Duncan** allowed six hits, one run, and no walks with five strikeouts to record the win. **Andrew Robinson** pitched a perfect ninth inning with two strikeouts to close out the game. **D.J. Mitchell** pitched a complete game, as he tossed 8.0 innings, allowing 14 hits, four earned runs, and no walks with nine strikeouts, but he suffered the loss. The Yellow Jackets scored three runs in the second inning after putting their first two batters on base. **Kyle Parker** hit an opposite-field home run in the sixth inning for the Tigers' lone run. **Parker** and **Mike Freeman** tallied two hits apiece for the Tigers, who had six hits in all. **Charlie Blackmon** and **Tony Plagman** had three hits apiece for Georgia Tech, who totaled 14 hits in the contest. **Jeff Rowland**, **Brad Feltes**, and **Thomas Nichols** added two hits apiece for the Yellow Jackets.

Clemson 1 (25-24-1, 10-17-1 ACC)										Georgia Tech 5 (35-14, 13-12 ACC)									
Player	AB	R	H	RBI	BB	SO	PO	A		Player	AB	R	H	RBI	BB	SO	PO	A	
Freeman, 2B	4	0	2	0	0	0	3	2		Blackmon, RF	4	1	3	1	0	0	0	0	
Schaus, LF	4	0	0	0	0	0	1	0		Rowland, CF	3	0	2	1	0	0	0	4	
Parker, RF	4	1	2	1	0	1	0	0		Murton, DH	4	0	0	0	0	0	3	0	
Paulsen, 1B	4	0	1	0	0	0	6	0		Dietrich, SS	4	0	0	0	0	1	2	2	
Hogan, C	4	0	1	0	0	2	8	4		Plagman, 1B	4	2	3	0	0	1	4	3	
Boyd, CF	3	0	0	0	0	0	0	0		Feltes, 3B	4	1	2	1	0	1	1	1	
Sanders, 3B	3	0	0	0	0	3	1	3		Long, 3B	0	0	0	0	0	0	0	0	
Widmann, SS	3	0	0	0	0	0	3	1		Nichols, 2B	4	1	2	1	0	1	1	3	
Burgess, DH	3	0	0	0	0	1	0	0		Burnette, LF	2	0	0	0	0	0	4	3	
										House, LF	1	0	1	0	0	0	2	0	
										Haniger, C	4	0	1	1	0	2	7	0	
Totals	32	1	6	1	0	7	24	11		Totals	34	5	14	5	0	9	27	9	

Score By Innings										R	H	E
Clemson	0	0	0	0	1	0	0	0	0	1	6	1
Georgia Tech	0	3	1	0	0	0	0	1		5	14	0

E - Mitchell (3). **DP** - Georgia Tech 1. **LOB** - Clemson 4, Georgia Tech 7. **2B** - Plagman (7). **HR** - Parker (11). **SH** - Rowland (6), Burnette (2). **CS** - Rowland (4).

Clemson									Georgia Tech								
	IP	H	R	ER	BB	SO	AB	BF		IP	H	R	ER	BB	SO	AB	BF
Mitchell (R)	8.0	14	5	4	0	9	34	36	Duncan (L)	8.0	6	1	1	0	5	29	29
									Robinson (R)	1.0	0	0	0	0	2	3	3
Totals	8.0	14	5	4	0	9	34	36	Totals	9.0	6	1	1	0	7	32	32

Win - Duncan (7-2). **Loss** - Mitchell (5-4).
Umpires: HP - A.J. Lostaglio, 1B - Tony Walsh, 3B - Scott Erby
Start - 7:02 PM. **Finish** - 9:02 PM. **Time** - 2:00. **Attendance** - 1,852

Game 51 • Georgia Tech 7, Clemson 1

May 10, 2008 • Russ Chandler Stadium • Atlanta, GA

In game-two on May 10, **Eddie Burns** pitched 8.0 solid innings to lead #25 Georgia Tech to a 7-1 win over Clemson at Russ Chandler Stadium. **Burns** yielded seven hits, one run, and no walks with three strikeouts to earn the victory. The Tigers had 11 baserunners in the game, but they could only plate one run and left nine runners on base. The Yellow Jackets scored four runs in the fourth inning to take a 5-0 lead and coasted to the six-run victory. Clemson's lone run came on **Kyle Parker's** RBI groundout in the eighth inning. **Luke Murton** went 2-for-4 with two RBIs to pace Georgia Tech's 10-hit attack. **Tony Plagman** and **Jason Haniger** added two hits apiece for the Yellow Jackets. **John Hinson** went 3-for-4 for Clemson, who totaled eight hits. **Mike Freeman** went 2-for-5 with a run from his leadoff spot. The Tigers did not commit an error as well.

Clemson 1 (25-25-1, 10-18-1 ACC)										Georgia Tech 7 (36-14, 14-12 ACC)									
Player	AB	R	H	RBI	BB	SO	PO	A		Player	AB	R	H	RBI	BB	SO	PO	A	
Freeman, 2B	5	1	2	0	0	1	0	2		Blackmon, RF	2	0	0	1	1	1	3	1	
Schaus, LF	3	0	1	0	0	0	2	0		Rowland, CF	4	0	1	2	1	2	1	0	
Parker, RF	4	0	0	1	0	0	3	0		Murton, DH	4	0	2	2	0	2	0	0	
Paulsen, 1B	4	0	0	0	0	0	3	2		Dietrich, SS	4	1	1	0	0	1	1	1	
Boyd, CF	4	0	1	0	0	0	0	0		Plagman, 1B	4	1	2	0	0	0	8	1	
Hogan, C	3	0	0	0	0	0	12	1		Feltes, 3B	3	1	0	0	1	3	2	1	
Epps, DH	3	0	1	0	0	1	0	0		Long, 3B	0	0	0	0	0	0	0	0	
J. Hinson, 3B	4	0	3	0	0	0	0	0		Nichols, 2B	4	0	1	1	0	2	1	2	
Widmann, SS	3	0	0	0	1	3	3	1		House, LF	3	2	1	0	0	0	5	0	
										Haniger, C	3	2	2	1	0	0	3	1	
										Leonida, C	0	0	0	0	0	0	2	0	
Totals	33	1	8	1	1	5	24	7		Totals	31	7	10	7	3	11	27	7	

Score By Innings										R	H	E
Clemson	0	0	0	0	0	0	1	0		1	8	0
Georgia Tech	0	0	1	4	0	1	1	0		7	10	1

E - Blackmon (1). **DP** - Georgia Tech 1. **LOB** - Clemson 9, Georgia Tech 7. **2B** - Schaus (12), Nichols (15), Haniger (11). **HBP** - Schaus, Epps, Blackmon 2, House. **SH** - Hogan (3), Haniger (4). **CS** - Murton (3).

Clemson									Georgia Tech								
	IP	H	R	ER	BB	SO	AB	BF		IP	H	R	ER	BB	SO	AB	BF
Stoneburner (R)	3.1	5	5	5	2	6	13	19	Burns (R)	8.0	7	1	1	0	3	29	32
Harman (L)	0.0	1	0	0	1	0	1	2	Rulon (R)	1.0	1	0	0	1	2	4	5
R. Hinson (L)	4.2	4	2	2	0	5	17	17									
Totals	8.0	10	7	7	3	11	31	38	Totals	9.0	8	1	1	1	5	33	37

Win - Burns (6-4). **Loss** - Stoneburner (5-4).
Umpires: HP - Tony Walsh, 1B - Scott Erby, 3B - A.J. Lostaglio
Start - 7:07 PM. **Finish** - 9:41 PM. **Time** - 2:34. **Attendance** - 2,155

Game 5

Game 53 • Clemson 12, College of Charleston 6

May 13, 2008 • Doug Kingsmore Stadium • Clemson, SC

College of Charleston 6 (34-18)										Clemson 12 (27-25-1)									
Player	AB	R	H	RBI	BB	SO	PO	A		Player	AB	R	H	RBI	BB	SO	PO	A	
McCord, LF	3	0	1	0	2	1	4	0		Freeman, 2B	3	3	2	0	2	0	2	3	
Sizemore, 2B	4	1	0	0	1	1	1	1		Schaus, LF	3	2	1	2	1	0	2	0	
Harrington, 1B	5	1	1	0	0	2	7	1		Lee, PH/LF/CF	0	0	0	0	0	0	0	0	
Tice, 3B	5	2	2	4	0	1	0	1		Parker, RF	5	1	1	2	0	2	5	0	
Bergman, DH	2	1	1	0	0	0	0	0		Paulsen, 1B	3	1	0	0	2	0	6	0	
Kohn, PH/DH	2	1	0	0	1	1	0	0		Boyd, CF	3	0	1	1	0	0	1	0	
Marchant, RF	3	0	1	0	0	1	1	0		Ward, PH	1	0	0	0	0	0	0	0	
Mansilla, RF	1	0	0	0	1	0	2	0		R. Hinson, P	0	0	0	0	0	0	0	0	
Hentz, SS	4	0	1	1	0	1	0	3		Hogan, C	4	0	0	0	0	2	7	1	
Rakar, SS	1	0	1	0	0	0	1	0		Nester, C	1	0	0	0	0	0	2	0	
Haywood, CF	3	0	1	1	2	0	1	0		J. Hinson, DH	2	1	1	0	1	1	0	0	
Morgan, C	2	0	0	0	0	0	4	1		Epps, PH/DH/LF	1	0	0	0	1	1	0	0	
Leeds, PH	1	0	0	0	0	1	0	0		Sanders, 3B	3	1	2	2	0	0	2	1	
Esquith, C	0	0	0	0	1	0	2	0		Burgess, PH/3B	2	1	0	0	0	0	0	1	
Brodin, PH	1	0	0	0	0	0	0	0		Widmann, SS	4	2	2	5	0	0	0	1	
Totals	37	6	9	6	8	9	24	8		Totals	35	12	10	12	8	6	27	8	

Score By Innings

	R	H	E
College of Charleston	0	1	0
Clemson	2	7	0

E - McCord (4), Sizemore (9), Hentz (12), Burgess 2 (5), McKinney (2). **LOB** - College of Charleston 12, Clemson 8. **2B** - Hentz (12). **HR** - Tice 2 (17), Schaus (1), Widmann 2 (2). **SF** - Boyd (1). **SB** - McCord (14), Freeman (3), J. Hinson (5).

Charleston										Clemson									
Player	IP	H	R	ER	BB	SO	AB	BF		Player	IP	H	R	ER	BB	SO	AB	BF	
Caulfield (R)	1.0	4	4	4	1	2	7	8		Vaughn (R)	2.0	2	1	1	1	1	8	9	
Meszaros (R)	0.0	2	5	5	3	0	2	5		Harman (L)	2.0	1	0	0	1	3	7	8	
VandenBout (L)	2.0	1	0	0	1	1	6	8		Mitchell (R)	1.0	0	0	0	1	1	3	4	
Osterman (R)	1.0	0	0	0	0	1	3	3		Zoltak (L)	1.0	2	1	1	1	1	4	5	
Tiegs (R)	2.0	1	1	0	1	1	7	8		Gullickson (L)	1.0	0	0	0	0	1	3	3	
Dowling (R)	0.2	2	2	0	1	1	5	6		McKinney (R)	0.2	2	2	2	3	1	4	7	
E. Goldberg (R)	1.1	0	0	0	1	0	5	6		R. Hinson (L)	1.1	2	2	1	1	1	8	9	
Totals	8.0	10	12	9	8	6	35	44		Totals	9.0	9	6	5	8	9	37	45	

Win - Harman (1-5). **Loss** - Caulfield (4-3).

Umpires: HP - Danny Everett, 1B - Jay Furlong, 3B - John Register
Start - 7:27 PM. **Finish** - 10:30 PM. **Time** - 3:03. **Attendance** - 4,308

Game 54 • Clemson 9, Central Florida 1

May 15, 2008 • Jay Bergman Field • Orlando, FL

In game-one on May 15, **D.J. Mitchell** struck out nine in 7.0 innings pitched to lead Clemson to a 9-1 win over Central Florida at Jay Bergman Field. **Mitchell** earned the win by allowing just five hits, one run, and two walks with nine strikeouts. **Justin Sarratt** pitched 2.0 scoreless innings of one-hit ball to close out the victory. **Ben Paulsen** hit a two-run triple in the first inning, then Clemson added four runs in the sixth inning, highlighted by **Stan Widmann's** two-run triple. **Kyle Parker** also hit a solo homer in the fifth inning. **Paulsen** and **Widmann** both totaled three RBIs, as **Widmann** had a game-high three hits.

Clemson 9									Central Florida 1								
(28-25-1)									(31-23)								
Player	AB	R	H	RBI	BB	SO	PO	A	Player	AB	R	H	RBI	BB	SO	PO	A
Freeman, 2B	5	1	2	1	0	0	3	5	Arnold, LF	4	0	0	0	0	2	3	0
Schaus, LF	3	1	0	1	0	0	0	0	Auer, CF	3	0	1	0	1	1	4	0
Parker, RF	3	2	2	1	1	0	0	0	Vazquez, 1B	4	0	1	0	0	0	6	1
Paulsen, 1B	4	0	2	3	0	0	16	0	Brown, 3B	4	0	0	0	0	2	0	1
Boyd, CF	4	0	0	0	0	3	0	0	Lara, C	4	0	0	0	0	1	9	1
Lee, PH/CF	1	0	0	0	0	1	0	0	Richardson, RF	4	1	2	0	0	1	2	0
Hogan, C	5	1	2	0	0	1	8	1	Hartman, DH	3	0	0	0	0	1	0	0
J. Hinson, DH	2	0	0	0	0	1	0	0	Duffy, PH	1	0	0	0	0	0	0	0
Nester, PH/DH	2	1	1	0	0	1	0	0	Kallstrom, SS	4	0	2	1	0	1	1	1
Epps, PH/DH	1	0	1	0	0	0	0	0	Siebenaler, 2B	3	0	0	0	1	0	1	0
Sanders, 3B	1	1	0	0	2	0	0	1									
Burgess, PH/3B	2	0	0	0	0	1	0	0									
Widmann, SS	4	2	3	3	0	1	0	5									
Totals	37	9	13	9	3	9	27	15	Totals	34	1	6	1	2	9	27	5

Score By Innings

	R	H	E
Clemson	2	0	0
Central Florida	0	0	0

E - Schaus (3), Burgess (6), Kallstrom 2 (8). **DP** - Clemson 1. **LOB** - Clemson 9, Central Florida 8. **2B** - Epps (2), Kallstrom (10). **3B** - Paulsen (1), Widmann (1). **HR** - Parker (12). **HBP** - Schaus, Parker. **SF** - Schaus (2), Paulsen (3), Widmann (5). **SB** - Hogan (10), Widmann (12).

Clemson										Central Florida									
Player	IP	H	R	ER	BB	SO	AB	BF		Player	IP	H	R	ER	BB	SO	AB	BF	
Mitchell (R)	7.0	5	1	1	2	9	26	28		Sweat (R)	5.1	6	4	3	2	4	20	24	
Sarratt (R)	2.0	1	0	0	0	0	8	8		Giardina (L)	2.0	5	5	4	1	2	10	14	
										Graham (R)	1.2	2	0	0	0	3	7	7	
Totals	9.0	6	1	1	2	9	34	36		Totals	9.0	13	9	7	3	9	37	45	

Win - Mitchell (6-4). **Loss** - Sweat (5-4).

Umpires: HP - John Cospito, 1B - Manny Salazar, 3B - Cory Gottsegen
Start - 6:36 PM. **Finish** - 9:20 PM. **Time** - 2:44. **Attendance** - 1,017

Game 55 • Clemson 7, Central Florida 3

May 16, 2008 • Jay Bergman Field • Orlando, FL

In game-two on May 16, **Kyle Parker** and **Jeff Schaus** both hit home runs to lead Clemson to a 7-3 win over Central Florida at Jay Bergman Field. **Matt Sanders** went 4-for-5 with a double and two RBIs.

Clemson 7 (29-25-1)										Central Florida 3 (31-24)									
Player	AB	R	H	RBI	BB	SO	PO	A		Player	AB	R	H	RBI	BB	SO	PO	A	
Freeman, 2B	4	0	0	0	1	1	2	3		Arnold, LF	3	0	0	0	1	0	0	0	
Schaus, LF	5	2	2	3	0	0	1	0		Auer, CF	4	0	1	0	1	1	4	0	
Parker, RF	5	1	1	2	0	0	2	0		Vazquez, 1B	5	0	1	0	0	2	9	0	
Paulsen, 1B	4	1	1	0	1	1	8	2		Hartman, PR	0	0	0	0	0	0	0	0	
Hogan, C	5	1	3	0	0	1	7	0		Brown, 3B	5	1	2	0	0	1	1	3	
Widmann, SS	5	0	0	0	0	1	2	4		Lara, C	5	0	0	0	0	2	7	0	
Sanders, 3B	5	1	4	2	0	1	1	1		Richardson, RF	3	0	1	0	0	0	2	0	
Boyd, CF	4	1	1	0	0	2	2	0		Duffy, DH	2	1	0	0	1	1	0	0	
Nester, DH	1	0	0	0	1	0	0	0		Romans, PH	1	0	1	0	0	0	0	0	
Epps, PH/DH	1	0	0	0	1	0	0	0		Choto, PR/DH	0	0	0	0	0	0	0	0	
										Kallstrom, SS	3	1	1	0	1	0	2	4	
										Siebenaler, 2B	2	0	1	2	0	0	1	2	
										Bailey, PH	0	0	0	0	0	0	0	0	
										Mills, 2B	0	0	0	0	0	0	0	1	
										Russell, PH	1	0	0	0	0	0	0	0	
										Branca, 2B	0	0	0	0	0	0	1	0	
Totals	39	7	12	7	4	7	27	14		Totals	34	3	8	2	4	7	27	11	

Score By Innings

	R	H	E
Clemson	0	1	0
Central Florida	0	2	0

E - Widmann (14), Sanders (4), Lara (6), Siebenaler (7). **DP** - Clemson 1. **LOB** - Clemson 10, Central Florida 11. **2B** - Paulsen (17), Hogan 2 (17), Sanders (9), Boyd (11), Vazquez (5), Siebenaler (6). **HR** - Schaus (2), Parker (13). **HBP** - Arnold, Richardson. **SH** - Boyd (6), Bailey (6). **SB** - Auer 2 (20).

Clemson									Central Florida								
	IP	H	R	ER	BB	SO	AB	BF		IP	H	R	ER	BB	SO	AB	BF
Stoneburner (R)	5.2	4	2	2	3	4	19	24	Herold (L)	5.1	7	3	2	2	3	23	26
R. Hinson (L)	2.0	3	1	0	1	1	8	10	Allen (R)	1.1	0	0	0	2	0	4	6
Vaughn (R)	1.1	1	0	0	0	2	7	7	Manning (R)	0.1	2	2	2	0	1	3	3
									Hudson (R)	2.0	3	2	2	0	3	9	9
Totals	9.0	8	3	2	4	7	34	41	Totals	9.0	12	7	6	4	7	39	44

Game 57 • Miami (FL) 7, Clemson 1

May 21, 2008 • Baseball Grounds of Jacksonville • Jacksonville, FL

In the Tigers' first game of the ACC Tournament on May 21, **Chris Hernandez** struck out 10 in 8.0 scoreless innings pitched to lead #2 Miami (FL) to a 7-1 win over Clemson. The freshman lefthander allowed just four singles and no walks to improve to 11-0 on the season. Miami scored three runs in the first inning, highlighted by **Mark Sobolewski's** two-run double. **Yasmani Grandal's** solo homer in the second inning gave Miami a 4-0 lead. The Hurricanes added three insurance runs in the sixth inning thanks in part to **Joey Terdoslavich's** double that scored two runs. The Tigers scored their run in the ninth inning on an RBI fielder's choice by **Kyle Parker**. **Mike Freeman** had a game-high two hits for Clemson, while eight different Hurricanes had one hit and seven different Hurricanes scored one run. Tiger starter **D.J. Mitchell** struck out 11 batters in only 6.0 innings pitched, while **Casey Harman** pitched 2.0 perfect innings with two strikeouts in relief.

Clemson 1 (30-26-1)									Miami 7 (44-8)								
Player	AB	R	H	RBI	BB	SO	PO	A	Player	AB	R	H	RBI	BB	SO	PO	A
Freeman, 2B	4	0	2	0	0	2	1	4	Tekotte, CF	4	0	1	1	0	1	2	0
Schaus, LF	4	0	1	0	0	1	1	0	Weeks, 2B	3	1	1	0	1	1	3	3
Parker, RF	4	0	0	1	0	1	1	0	Alonso, 1B	3	1	1	0	1	1	10	1
Hogan, C	4	0	1	0	0	1	13	0	Sobolewski, 3B	4	1	1	2	0	2	0	4
Paulsen, 1B	4	0	0	0	0	2	8	0	Raben, RF	4	1	1	0	0	1	0	0
Widmann, SS	3	0	0	0	0	1	0	2	Jackson, SS	3	1	1	1	0	1	0	1
Boyd, CF	3	0	1	0	0	1	0	0	Severino, LF	4	0	0	0	0	3	1	0
Sanders, 3B	3	0	1	0	0	0	0	0	DiNatale, DH	2	0	0	0	0	2	0	0
Burgess, DH	2	1	0	0	1	1	0	0	Terdoslavich, PH/DH	2	1	1	1	0	0	0	0
Totals	31	1	6	1	1	10	24	7	Grandal, C	3	1	1	1	0	2	9	1
									Totals	32	7	8	6	3	13	27	13

Score By Innings													R H E												
Clemson	0	0	0	0	0	0	1		Clemson	1	6	1													
Miami	3	1	0	0	0	3	0		Miami	7	8	1													

E - Parker (8), Sobolewski (14). DP - Miami 3. LOB - Clemson 4, Miami 4. 2B - Sobolewski (12), Terdoslavich (7). HR - Grandal (4). SB - Widmann (14).

Clemson									Miami								
	IP	H	R	ER	BB	SO	AB	BF		IP	H	R	ER	BB	SO	AB	BF
Mitchell (R)	6.0	8	7	6	3	11	26	29	Hernandez (L)	8.0	4	0	0	0	10	26	26
Harman (L)	2.0	0	0	0	0	2	6	6	Fisher (L)	0.1	1	1	1	1	0	2	3
									Bellamy (R)	0.2	1	0	0	0	0	3	3
Totals	8.0	8	7	6	3	13	32	35	Totals	9.0	6	1	1	1	10	31	32

Win - Hernandez (11-0). Loss - Mitchell (6-5).
 Umpires: HP - Scott Erby, 1B - Scott Graham, 2B - Arthur Schmidt, 3B - Bryant Woodall
 Start - 2:46 PM. Finish - 5:02 PM. Time - 2:16. Attendance - 4,662

Game 58 • N.C. State 10, Clemson 0 (7 Innings)

May 22, 2008 • Baseball Grounds of Jacksonville • Jacksonville, FL

In the Tigers' second game of the ACC Tournament on May 22, #20 N.C. State pounded out 17 hits en route to a 10-0 win over Clemson. The game was called after seven innings due to the 10-run rule. The Wolfpack scored six runs on seven hits in the first inning, including four runs with two outs, and two runs in the second inning to cruise to the win. **Tommy Foschi** highlighted the first-inning uprising with a two-run homer. **Clayton Shunick** pitched a two-hit shutout to earn the win. In 7.0 innings pitched, the righthander allowed no walks and struck out eight. He also retired the first 13 Tigers in order before **Doug Hogan** and **Wilson Boyd** had back-to-back hits with one out in the fifth inning. Every Wolfpack starter had at least one hit. **Jeremy Synan** went 3-for-3 with three runs, while **Pat Ferguson** had a game-high three RBIs. **Chris Schaeffer** added three hits and two RBIs for N.C. State, who snapped its nine-game losing streak against the Tigers in ACC Tournament play.

N.C. State 10									(38-19)									Clemson 0									(30-27-1)								
Player	AB	R	H	RBI	BB	SO	PO	A	Player	AB	R	H	RBI	BB	SO	PO	A	Player	AB	R	H	RBI	BB	SO	PO	A									
Poulik, 2B	4	0	1	1	1	1	2	0	Freeman, 2B	3	0	0	0	0	2	2	6	Schaus, LF	3	0	0	0	0	0	1	0									
Payne, RF	5	1	1	0	0	0	1	0	Parker, RF	2	0	0	0	0	1	1	0	Paulsen, 1B	3	0	0	0	0	0	9	0									
Synan, LF	3	3	3	0	1	0	0	0	Hogan, C	3	0	1	0	0	1	4	0	Boyd, CF	3	0	1	0	0	1	3	0									
Pond, DH	4	1	3	0	0	1	0	0	Sanders, 3B	2	0	0	0	0	0	0	3	J. Hinson, DH	2	0	0	0	0	1	0	0									
Ferguson, 1B	3	1	1	3	0	0	5	2	Widmann, SS	2	0	0	0	0	2	1	2	Totals	23	0	2	0	0	8	21	11									
Jones, CF	3	1	1	1	0	1	2	0	Totals	23	0	2	0	0	8	21	11	Totals	23	0	2	0	0	8	21	11									
Schaeffer, C	4	1	3	2	0	0	8	0																											
Foschi, SS	4	2	2	2	0	0	1	0																											
Martin, 3B	3	0	2	0	0	1	0	1																											
Totals	33	10	17	9	2	4	21	4																											

Score By Innings													R H E												
N.C. State	6	2	1	0	0	1	0		N.C. State	10	17	0													
Clemson	0	0	0	0	0	0	0		Clemson	0	2	0													

DP - Clemson 2. LOB - N.C. State 7, Clemson 3. 2B - Synan (9), Boyd (12). HR - Foschi (1). HBP - Parker. SH - Martin (11). SF - Ferguson (3), Jones (3). SB - Jones (12).

N.C. State									Clemson								
	IP	H	R	ER	BB	SO	AB	BF		IP	H	R	ER	BB	SO	AB	BF
Shunick (R)	7.0	2	0	0	0	8	23	24	Stoneburner (R)	0.2	6	6	6	0	1	8	8
									Gullickson (L)	0.1	3	2	2	2	0	4	6
									Sarratt (R)	5.0	8	2	2	0	2	18	21
									Zoltak (L)	1.0	0	0	0	0	1	3	3
Totals	7.0	2	0	0	0	8	23	24	Totals	7.0	17	10	10	2	4	33	38

Win - Shunick (6-5). Loss - Graham Stoneburner (6-5).
 Umpires: HP - Arthur Schmidt, 1B - Bryant Woodall, 2B - Scott Erby, 3B - Scott Graham
 Start - 9:36 PM. Finish - 11:39 PM. Time - 2:03. Attendance - 6,248

Game 59 • Clemson 10, Georgia Tech 4

May 24, 2008 • Baseball Grounds of Jacksonville • Jacksonville, FL

In the Tigers' third game of the ACC Tournament on May 24, Clemson hit three home runs on its way to a 10-4 win over #24 Georgia Tech. **Jeff Schaus** hit a two-run homer in the third inning, then **Wilson Boyd**, who went 3-for-5, hit a solo homer in the sixth inning to tie the score 3-3. **Ben Paulsen** untied the score with his first career grand slam in the seventh. Clemson added three insurance runs in the ninth, highlighted by **Mike Freeman's** two-out, run-scoring double. **Ryan Hinson** earned the win in relief.

Clemson 10 (31-27-1)									Georgia Tech 4 (39-19)								
Player	AB	R	H	RBI	BB	SO	PO	A	Player	AB	R	H	RBI	BB	SO	PO	A
Freeman, 2B	4	2	2	1	2	0	5	4	Blackmon, LF	4	2	3	0	0	0	0	0
Schaus, LF	5	2	1	2	1	1	5	0	Rowland, CF	3	0	1	0	0	0	2	0
Parker, RF	5	1	2	0	1	0	1	0	Dantzler, PH/CF	0	0	0	0	1	0	3	0
Paulsen, 1B	5	1	1	4	0	1	4	0	Burnette, PH	1	0	0	0	0	0	0	0
Boyd, CF	5	2	3	1	0	1	3	0	Murton, RF	5	0	1	0	0	1	0	0
Hogan, C	4	1	2	0	0	2	4	0	Dietrich, SS	5	0	3	2	0	0	5	0
Epps, DH	2	1	0	0	2	1	0	0	Plagman, 1B	5	1	0	0	0	1	8	1
Sanders, 3B	5	0	2	0	0	0	0	1	Feltes, 3B	4	0	0	0	0	0	0	3
Widmann, SS	3	0	0	1	0	1	5	4	Nichols, DH	4	1	1	2	0	1	0	0
									Long, 2B	4	0	2	0	0	0	1	3
									Haniger, C	3	0	0	0	1	1	8	1
Totals	38	10	13	9	6	7	27	9	Totals	38	4	11	4	2	4	27	9



#33 William Bond

LHP • R-L • 5-10 • 180 • 2VL

Lawrenceville, GA • Greater Atlanta Christian School

Situational lefty who was used out of the bullpen to retire lefthanded batters at Clemson...played in the program for four years, but he was hampered by injury...made seven career relief appearances for a total

of 6.0 innings pitched...allowed just two walks with seven strikeouts and has a 4.50 ERA in his career.

2008: Had an 0-0 record and 9.00 ERA in two relief appearances (2.0 innings pitched)...had three strikeouts and did not allow a walk...pitched 1.0 innings in relief, allowing no walks with three strikeouts at Georgia on Apr. 1.

2007: Had a 2.25 ERA in five relief appearances (4.0 innings pitched)...allowed seven hits (all singles), three runs (one earned), and two walks with four strikeouts...had a .200 opponents' batting average with two outs...pitched a scoreless inning in relief with a strikeout against Gardner-Webb on Mar. 27; it was his first career appearance.

2006: Missed the season due to an arm injury.

2005: Red-shirted...played for Keene in the New England Collegiate Baseball League in the summer, where he had an 0.93 ERA in 9.2 innings pitched.

BEFORE CLEMSON: Lettered four times in baseball at Greater Atlanta Christian School, where he was coached by Cliff Shelton...threw a school-record four no-hitters and five one-hitters...member of the state runners as a junior.

PERSONAL: Three-time member of the ACC Academic Honor Roll...graduated in May, 2008 with a degree in marketing...born William Alan Bond on Dec. 12, 1985 in Columbia, SC.

Bond's Career Stats

Year	ERA	W-L	G-S	SV	IP	H	R	ER	BB	SO
2007	2.25	0-0	5-0	0	4.0	7	3	1	2	4
2008	9.00	0-0	2-0	0	2.0	3	2	2	0	3
Total	4.50	0-0	7-0	0	6.0	10	5	3	2	7



#30 Doug Hogan

C • R-R • 6-3 • 215 • 4VL

Columbia, SC • Irmo HS

Had good power and speed...two-year starter at catcher...improved defensively every year he was at Clemson and became one of the best defensive catchers in the ACC, as he was outstanding at throwing

out basestealers and blocking balls in the dirt...a career .295 hitter with 33 doubles, six triples, 25 homers, 104 RBIs, and 19 steals in 168 games (124 starts)...started each of the last 110 games of his career...committed just 10 errors, four of which were on catcher's interference.

2008: Drafted in the 18th round (#543 overall pick) by the Texas Rangers and signed in June...team co-captain...won the Mitchell Award, given to the team MVP, for the



William Bond

second year in a row; he was the first Tiger to win the award in back-to-back years since 1971-72 (Rusty Gerhardt)...won the Dedication Award for outstanding work in the strength training room...Strength & Conditioning All-American by NSCA...hit .271 with 36 runs, 17 doubles, three triples, 11 homers, 51 RBIs, and 10 stolen bases in 59 games (all starts at catcher)...one of only two Tigers (joining Wilson Boyd) to start every game...his three triples in ACC regular-season games tied for most in the ACC...led the team in RBIs and hit-by-pitches (9)...had a team-high six pickoffs...allowed just 14 steals in 26 attempts in ACC regular-season games...had a 24-game hitting streak, including the last 15 games of 2007 and the first nine games of 2008; it tied for the fifth-longest hitting streak in Clemson history...named Eye on the Golden Spikes National Player-of-the-Week by USA Baseball for his efforts in five games from Mar. 18-23; he went 8-for-20 (.400) with six runs, two doubles, one triple, four homers, and 11 RBIs in five games...hit a two-run homer and three-run homer against #21 Coastal Carolina on Mar. 18...hit a grand slam and two-run homer against Furman on Mar. 20; it was the second straight game he hit two homers...Golden Spikes Award Watch List member...Johnny Bench Award Watch List member.

2007: Drafted in the 16th round (#497 overall pick) by the Cleveland Indians...won the Mitchell Award, given to the team MVP...hit .350 with 44 runs, 15 doubles, three triples, 13 homers, 46 RBIs, a .607 slugging percentage, .410 on-base percentage, and nine steals in 63 games (62 starts, including 59 at catcher and three as the DH)...fifth in the ACC in home runs per game, sixth in the ACC in total bases per game, and sixth in the ACC in slugging percentage...led the team in total bases (142)...hit two game-winning homers in extra innings, the only two Tiger homers in extra innings during the season...hit .412 with seven doubles, a triple, eight homers, 25 RBIs, and a .478 on-base percentage in the last 26 games...had 24 multi-hit games and 10 multi-RBI games...had a 13-game hitting streak in March and ended the season on a 15-game hitting streak; those were the two longest hitting streaks by a Tiger during the season...named to the Myrtle Beach Regional All-Tournament team after going 7-for-13 (.538) with a double, triple, and two RBIs in three games; he had two hits in each of the three games...was 12-for-20 (.600) with four runs, two doubles, a triple, two homers, five RBIs, a 1.100 slugging percentage, and .636 on-base percentage in five NCAA Tournament games; the .600 batting average was the best by a Tiger in history in a single NCAA Tournament...went 3-for-5 with two solo homers and three RBIs against George Mason on Feb. 16...hit a three-run homer in the 10th inning in Clemson's 5-2 win at Virginia Tech on Apr. 8...led off the 11th inning with a walkoff home run against #19 Georgia Tech on Apr. 27...named ACC Player-of-the-Week after he was 9-for-18 (.500) with six runs, three homers, six RBIs, five walks, and a hit-by-pitch in five games from Apr. 24-29...had two hits, including a double, and legged out an RBI fielder's choice in the ninth inning to stay out of a double play, as the go-ahead run scored on the play at #2 Florida State on May 12...went 2-for-4 with a triple and steal against Saint John's in the Myrtle Beach Regional on Jun. 1; he tripled with one out in

the ninth inning and scored the tying run...went 3-for-4 with a double, homer, and two RBIs at #17 Mississippi State in the Starkville Super Regional on Jun. 9; he was 5-for-7 with two homers, a double, and three RBIs in the super regional.

2006: Hit .143 (4-for-28) with a double, homer, and six RBIs in 28 games (two starts, both at catcher)...had 60 putouts and seven assists without committing an error or a passed ball...came off the bench and went 2-for-2 with a double, his first career homer, four RBIs, and a walk against #22 Wake Forest on May 18.

2005: Was 2-for-18 (.111) with an RBI in 18 games (one start at catcher)...had 27 putouts and three assists without committing an error...singled in his first career official at-bat against #18 California-Irvine on Feb. 27...played for Florence in the Coastal Plain League in the summer, where he hit .221 in 136 at-bats (39 starts).

2004: Red-shirted...played for Florence in the Coastal Plain League in the summer, where he hit .271 with four homers and 32 RBIs in 43 starts.

BEFORE CLEMSON: All-state and all-region selection as a senior at Irmo High School...earned All-Region III-AAAA honors as a sophomore...lettered three times in both baseball and basketball at Irmo High...coached by Ray Cannady.

PERSONAL: Two-time member of the ACC Academic Honor Roll...brother of former Tiger righthander Patrick Hogan (2001-04), who had 18 career saves, third-most in Clemson history...his father (Mike) lettered in baseball at East Carolina (1973,74)...his grandfather (Leo Jenkins), who was chancellor at East Carolina from 1960-78, helped bring the Pirate athletic program into national prominence...his brother Matt played baseball at Lander...graduated in May, 2008 with a degree in financial management...born Douglas Jenkins Hogan on Sept. 29, 1984 in Greenville, NC.

Hogan's Career Stats

Year	AVG	G-S	AB	R	H	2B	3B	HR	RBI	OB%	SB
2005	.111	18-1	18	0	2	0	0	0	1	.158	0-0
2006	.143	28-2	28	3	4	1	0	1	6	.167	0-0
2007	.350	63-62	234	44	82	15	3	13	46	.410	9-15
2008	.271	59-59	229	36	62	17	3	11	51	.344	10-17
Total	.295	168-124	509	83	150	33	6	25	104	.359	19-32



#40 Alex Martin

LHP • L-L • 6-2 • 200 • 3VL

Charlotte, NC • Providence Senior HS


Lefthander who was a situational pitcher at Clemson...had a 3-0 record and 6.39 ERA in 32 career relief appearances (31.0 innings pitched)...allowed just one home run in his career.

2008: Had a 1-0 record and 12.15 ERA in nine relief appearances...in 6.2 innings pitched, he allowed 14 hits and four walks with seven strikeouts...did not allow a homer or steal attempt...earned the win in relief by retiring the only batter he faced at College of Charleston on Feb. 29.

2007: Had a 6.00 ERA in nine relief appearances (6.0 innings pitched)...allowed just three hits (.150 opponents')



Doug Hogan



Alex Martin

batting average), all singles, with five strikeouts...held opponents to 1-for-11 (.091) with runners on base and 0-for-6 with two outs...held lefthanded batters to 0-for-7...did not allow any of his 11 inherited baserunners to score...retired all five batters he faced in 1.2 innings pitched in relief with two strikeouts against #19 Georgia Tech on Apr. 28.

2006: Had a 2-0 record and 4.42 ERA in 14 relief appearances...in 18.1 innings pitched, he allowed 21 hits and eight walks with eight strikeouts...only allowed four of 14 inherited baserunners to score...earned his first career win against Elon on March 22; he pitched 3.1 scoreless innings in relief, allowing four hits and no walks...did not factor in the decision, but pitched 3.0 hitless and scoreless innings in relief with three strikeouts against #12 N.C. State on Mar. 24...earned the win in relief by pitching 4.0 innings, allowing two runs on three hits at #11 Miami (FL) on Mar. 31.

2005: Red-shirted...played for Florence in the Coastal Plain League in the summer, where he was 0-2 with a 5.13 ERA and a save in 26.1 innings pitched (14 relief appearances).

BEFORE CLEMSON: Lettered three times in baseball at Providence Senior High School, where he was coached by Danny Hignight.

PERSONAL: Two-time member of the ACC Academic Honor Roll...majoring in travel & tourism...born Alexander Miles Martin on Feb. 16, 1986 in Fort Lauderdale, FL.

Martin's Career Stats

Year	ERA	W-L	G-S	SV	IP	H	R	ER	BB	SO
2006	4.42	2-0	14-0	0	18.1	21	10	9	8	8
2007	6.00	0-0	9-0	0	6.0	3	5	4	5	5
2008	12.15	1-0	9-0	0	6.2	14	9	9	4	7
Total	6.39	3-0	32-0	0	31.0	38	24	22	17	20



#9 D.J. Mitchell

RHP/OF • R-R • 6-0 • 170 • 3VL


Rural LA, NC • North Forsyth Senior HS

Used as a reliever and starter in 2007 after not pitching at all as a freshman in 2006...became Clemson's best pitcher in 2008...threw a fastball in the low 90s with movement...had a 11-5 record and 3.40

ERA in 35 appearances (21 starts) in his career...in 151.0 innings pitched, he allowed 145 hits (.252 opponents' batting average) and 56 walks with 155 strikeouts...his career mark of 9.24 strikeouts per nine innings pitched was sixth-best in school history...threw 185 groundball outs compared to only 84 flyball outs in his career (2.2-to-1 ratio)...versatile player who had great speed in the outfield and on the bases...a career .241 hitter with eight doubles, two homers, 24 RBIs, and 17 stolen bases in 100 games (52 starts) in the field.

2008: Drafted in the 10th round (#320 overall pick) by the New York Yankees and signed in August...First-Team All-ACC selection...second-team All-ACC by SEBaseball.com...won the Stowe Award (team's most valuable pitcher)...had a 6-4 record and 3.47 ERA in 20 appearances (14 starts)...in 98.2 innings pitched, he allowed 97 hits (.258 opponents' batting average) and 40 walks with 106 strikeouts, the most by a Tiger since 1996, when Kris Benson had 204 strikeouts...tied for 22nd in the nation in strikeouts...fourth in the ACC in strikeouts, tied for fourth in complete games (1), sixth in innings pitched, and seventh in ERA...allowed just 19 extra-base hits, including only five homers...led the team in innings pitched and strikeouts...tied for the team lead in wins and starts on the mound...had a 4-3 record and 3.03 ERA in 10 ACC regular-season starts...led the ACC in innings pitched (68.1) in ACC regular-season games...threw 116 groundball outs compared to only 53 flyball outs (2.2-to-1 ratio)...played seven games off the bench in the field; he totaled one run, one walk, and one steal in no official at-bats...pitched 7.1 innings in a starting role, allowing three hits, no earned runs, and four walks with 10 strikeouts to earn the win against Virginia Tech on Apr. 27...pitched 6.0 innings in a starting role, as he struck out 11 against #2 Miami (FL) in the ACC Tournament on May 21; it was the most strikeouts by a Tiger since 2003...won the Omaha Challenge competition among pitchers in the fall of 2007.

2007: Hit .208 with 19 runs, five doubles, two homers, 12 RBIs, and eight steals in 42 games (33 starts, including 16 in right field, 15 in centerfield, and two in left field)...totaled seven sacrifice bunts...as a pitcher, he was 5-0 with a 3.27



D.J. Mitchell

ERA and .241 opponents' batting average in 15 appearances (seven starts)...in 52.1 innings pitched, he allowed 48 hits and 16 walks with 49 strikeouts, good for a 3.06 strikeout-to-walk ratio...allowed just one steal...had a 4-0 record as a starter, and Clemson was 7-0 in the games he started on the mound...threw 69 groundball outs compared to only 31 flyball outs (2.2-to-1 ratio)...pitched 2.0 perfect innings in relief in his first career outing against George Mason on Feb. 16...hit his first career homer, an opposite-field, two-run shot, at Western Carolina on Mar. 20...hit the game-tying RBI single, stole second, and scored the winning run in the ninth inning against Georgia on Apr. 4...went 3-for-4 with two doubles and a sacrifice bunt at Virginia Tech on Apr. 6...pitched 6.0 innings in a starting role, allowing four hits, one run, and three walks with six strikeouts to earn the win against #5 South Carolina on Apr. 25...pitched 6.0 innings in a starting role, allowing five hits, four earned runs, and five walks with five strikeouts to earn the win on his 20th birthday at #2 Florida State on May 13; he held down the nation's best hitting team, allowing just three hits and one earned run through the first six innings before Florida State scored three runs off him in the seventh inning...went 3-for-4 with a homer, two runs, and two RBIs against College of Charleston on May 15...pitched 5.0 innings in a starting role, allowing six hits, one run, and one walk with six strikeouts to earn the win at #10 Coastal Carolina in the Myrtle Beach Regional on Jun. 4...played for Bourne in the Cape Cod League in the summer, where he was 1-2 with a 1.47 ERA in eight starts; in 49.0 innings pitched, he allowed just 34 hits (.192 opponents' batting average) and 23 walks with a league-high 58 strikeouts...appeared in "Faces in the Crowd" in *Sports Illustrated's* September 3 magazine for leading the Cape Cod League in strikeouts and being fourth in ERA.

2006: Hit .289 (26-for-90) with 20 runs, three doubles, 12 RBIs, and eight stolen bases in 51 games (19 starts, including 18 in right field and one in center)...Clemson was 16-3 in games he started...hit .333 with a .406 on-base percentage in 23 ACC regular-season games...hit .357 with runners in scoring position...hit .340 with a .431 on-base percentage against top-25 ranked teams...hit .311 with a .404 on-base percentage in 13 postseason starts...named to the All-ACC Tournament team after going 8-for-19 (.421) with five runs, a double, five RBIs, and two steals in five games; he started all three games of the Clemson Regional, both games of the Clemson Super Regional, and all three games in the College World Series...doubled in his first career plate appearance in the second game of a doubleheader against Mercer on Feb. 26...went 2-for-4 with two runs and three RBIs against Wake Forest in the ACC Tournament on May 24...went 3-for-5 with a double, two runs, and two RBIs in the second game of a doubleheader against #7 Georgia Tech in the ACC Tournament on May 27...went 3-for-4 with three RBIs and a steal against #14 Oral Roberts in the Clemson Super Regional on Jun. 9...played for Thomasville in the Coastal Plain League in the summer, where he hit .216 with 15 runs, six RBIs, and six stolen bases in 21 games (20 starts); he also had a 2.25 ERA with a save in 16.0 innings pitched over nine relief appearances, and allowed just 10 hits and eight walks with 16 strikeouts; he helped lead the

team to the league title, as he earned the win in a starting role by allowing just one run on two hits with four strikeouts in 5.0 innings pitched in the championship game.

BEFORE CLEMSON: Three-time all-conference pick at North Forsyth Senior High School...played in the North Carolina East-West game as a senior...Impact Showcase Select team member...his team won the last three league titles...high school teammate of Addison Johnson...lettered four times in baseball and twice in basketball at North Forsyth Senior High, where he was coached by Jamie Lowe.

PERSONAL: Majoring in pre-business...born William Douglas Mitchell, Jr. on May 13, 1987 in Winston-Salem, NC.

Mitchell's Career Stats

Year	ERA	W-L	G-S	SV	IP	H	R	ER	BB	SO
2007	3.27	5-0	15-7	0	52.1	48	23	19	16	49
2008	3.47	6-5	20-14	0	98.2	97	49	38	40	106
Total	3.40	11-5	35-21	0	151.0	145	72	57	56	155

Year	AVG	G-S	AB	R	H	2B	3B	HR	RBI	OB%	SB
2006	.289	51-19	90	20	26	3	0	0	12	.369	8-11
2007	.208	42-33	130	19	27	5	0	2	12	.280	8-11
2008	----	7-0	0	1	0	0	0	0	0	1.000	1-1
Total	.241	100-52	220	40	53	8	0	2	24	.320	17-23



#27 Brock Schnabel

RHP • R-R • 6-4 • 225 • 2VL

Winter Haven, FL • Polk CC

Played one season (2005) at Jacksonville before transferring to Polk Community College, where he played during the 2006 season...was a reliever in his two seasons at Clemson.

2008: Had an 0-0 record and 54.00 ERA in one relief appearance.

2007: Had a 1-1 record and 15.43 ERA in five relief appearances (4.2 innings pitched)...allowed eight hits and one walk with four strikeouts.

BEFORE CLEMSON: Florida junior college all-star at Polk Community College in 2006, where he was coached by Johnny Wiggs...#11 junior college prospect in Florida by *Perfect Game*...Atlantic Sun All-Freshman team selection at Jacksonville in 2005, where he was 1-1 with a 3.66 ERA and one save in 39.1 innings pitched over 15 appearances (two starts); also had 32 strikeouts against only nine walks under Head Coach Terry Alexander...team MVP and first-team all-area as a senior Lake Region High School, where he was coached by Bill Bullock...lettered four times in baseball and two times in basketball at Lake Region High.

PERSONAL: Graduated in May, 2008 with a degree in financial management and minor in accounting...born Brock Michael Schnabel on Dec. 26, 1985 in Winter Haven, FL.

Schnabel's Career Stats

Year	ERA	W-L	G-S	SV	IP	H	R	ER	BB	SO
2005*	3.66	1-1	15-2	1	39.1	48	21	16	9	32
2007	15.43	1-1	5-0	0	4.2	8	8	8	1	4
2008	54.00	0-0	1-0	0	0.1	0	2	2	1	0
Total	5.28	2-2	21-2	1	44.1	56	31	26	11	36

* - Jacksonville

Brock Schnabel



THERE ARE THOSE WHO PLAY AND THOSE WHO WATCH.
THOSE WHO CHEER AND THOSE WHO ARE CHEERED.
THOSE WHO KNOW THAT EVERY HIT HAS A BAT,
EVERY CATCH HAS A GLOVE AND EVERY GAME A WINNER.

EASTON BASEBALL. BUILT TO WIN.




EASTON®


OFFICIAL SPONSOR OF CHAMPIONSHIP BASEBALL

EASTONBASEBALL.COM

This is Clemson University



University Profile



Thomas Green Clemson (pictured left) believed that South Carolina needed an institution of higher education dedicated to science and agriculture. With his belief came the foundation that was laid for Clemson Agricultural College. On April 6,

1888, Thomas Clemson died, leaving most of his estate to the state of South Carolina with the purpose of establishing a college that would teach scientific agriculture and the mechanical arts to the young people of South Carolina.

The college formally opened its doors in 1893 with an enrollment of 446 students. As an all-male military school, it quickly became recognized across the nation as an important part of the national system of state universities and land-grant colleges. In 1955, Clemson became a civilian co-educational college. As the school expanded its academic offerings and research pursuits, the state legislature renamed it Clemson University in 1964.

Today, the University is much more than Thomas Clemson could have ever envisioned. The campus is located on 1,400 acres of beautiful rolling hills on what once was the plantation of former U.S. Vice-President John C. Calhoun. Landmarks such as Fort Hill, the former home of the Clemsons and the Calhouns, Tillman Hall with its clocktower and Carillon Garden, the statue of Thomas Green Clemson, and the outdoor amphitheater all help retain the air of tradition.

The Clemson Education

- **U.S. News & World Report** ranked Clemson the leading national university in South Carolina and #22 among the nation's top public universities in

September of 2008. The university's goal is to be one of the top-20 public universities in the nation. Clemson has improved 52 spots since 1997.

- Clemson features a diverse curriculum...there are 74 undergraduate degree programs and 111 graduate degree programs.
- In 2006, Clemson was selected for a chapter of Phi Beta Kappa, the nation's most prestigious honor society.
- Clemson's five different colleges include Agriculture, Forestry, & Life Sciences; Architecture, Arts, & Humanities; Business & Behavioral Science; Engineering & Science; and Health, Education, & Human Development.
- The Calhoun Honors College strives to enrich the educational experience of highly-motivated, academically-talented students by providing opportunities for scholarship and research not ordinarily available to undergraduates. Established in 1962,

it is the oldest honors program in the state.

- **Kiplinger's Magazine** ranks Clemson #34 among public institutions in its roundup of institutions providing a top-quality education at a reasonable price.

- Nine graduate programs within the College of Engineering & Science are among the nation's top 35 according to the 2007 edition

of **U.S. News & World Report** guide to graduate programs. That includes a #15 national ranking for the environmental science program. Civil engineering's undergraduate program is also among the top 15.

- The Program for Educational Enrichment and Retention (PEER) helped bring Clemson's graduation rate of African-American engineering students to the highest in the nation among predominantly non-historically black schools.
- Clemson's College of Engineering and Science grants more than two-thirds of all engineering degrees in South Carolina and enrolls nearly 75 percent of the state's engineering students.
- Clemson was named the #1 place to work in academia by **The Scientist** in 2007.



- Clemson's Center for Advanced Engineering Fibers & Films was designated a national engineering research center by the National Science Foundation, one of only 20 in the nation.
- In a poll of leading architecture firms and the editors of **Design Intelligence**, the school of architecture ranked #2 in the south and #20 in the nation.
- **Design Intelligence** ranked Clemson's graduate architecture program #13 among professional graduate schools and the fifth-best public school for architecture in the country.
- The **Unofficial, Unbiased, Insider's Guide** to the 328 Most Interesting Colleges cited Clemson as a top school in career preparation.
- The Institute for International Sports named Clemson one of four universities as an All-American Sportsmanship School in 2008.
- **Business Week** ranked Clemson's undergraduate business school #19 among public universities.

The Clemson Experience

- Whether it is walking to the Hendrix Student Center to have a milkshake, or taking a stroll through the State's Botanical Gardens, or even taking part in a pickup basketball game at Fike Recreation Center, there are plenty of activities for Clemson students when they are not in the classroom.
- Clemson has more than 270 student organizations active on campus, including 21 social fraternities and 10 social sororities. There are organizations related to every course of study, groups such as the Accounting Club and the American Institute of Architects. For students who enjoy writing or photography, **The Tiger**, the campus newspaper, TAPS, the university yearbook, and **The Chronicle**, the student variety magazine, are available.
- Located in the University Union are the offices of student government, which gives students the

General Information

Founded:	1889
Total Enrollment (2007-08):	17,585
Undergraduate Enrollment (2007-08):	14,639
Graduate Enrollment (2007-08):	2,946
Freshman Class Enrollment (2007-08):	2,765
Average SAT of 2007-08 Freshmen:	1,221
Freshmen in Top-10 Percent of Class:	52%
Freshman-Year Retention Rate:	90%
Degrees Awarded in 2007:	3,891
Undergraduate Degree Programs:	74
Graduate School Degree Programs:	111
Full-Time Teaching Faculty Members:	1,223



Famous Alumni


- **Rudolph Anderson, Jr.** - Only casualty of the Cuban Missile Crisis when his U-2 spy plane was shot down
- **David Beasley** - South Carolina governor (1995-99)
- **Robert H. Brooks** - Founder of Naturally Fresh Foods and president of Hooters of America
- **James F. Byrnes** - U.S. Secretary of State (1945-47)
- **Richard C. Davis** - Founder of Trademark Properties
- **Jimmie Dyess** - U.S. Marine Corps soldier and Medal of Honor recipient after being killed in World War II
- **Harvey Gantt** - Charlotte (NC) mayor (1983-87) and first African-American graduate of Clemson University
- **Fiona Hutchinson** - "One Life to Live" actress
- **Kristie Kenney** - U.S. Ambassador to the Philippines
- **Joseph Blake Mundy** - Political activist
- **Nancy O'Dell** - Miss South Carolina (1987) and host of "Access Hollywood"
- **Gary Parsons** - President and CEO of XM Satellite Radio
- **Bob Peeler** - South Carolina lieutenant governor (1995-03)
- **Jane Robelot** - CBS News anchor
- **George H. Ross** - Executive vice president of Trump Organization and an advisor on "The Apprentice"
- **Strom Thurmond** - U.S. Senator (1954-03)
- **James Michael Tyler** - Gunther on "Friends"
- **Shawn Weatherly** - Miss Universe (1980)
- **David Wilkins** - U.S. Ambassador to Canada

opportunity to influence campus policy.

- Fike Recreation Center, which just completed a renovation and expansion project, has a host of opportunities for students to let off steam through physical activity. Inside Fike is an eight-lane swimming pool, a diving tank, two gyms used for basketball and other activities, various weightlifting facilities, and room for aerobics. Outside Fike are several spacious fields used for the extensive intramural program and for student enjoyment. There are indoor and lighted outdoor tennis courts across the street at the Hoke Sloan Tennis Center.

The Clemson Facilities

- Opened in January of 2000, the Hendrix Student Center is a 108,000 square-foot facility in the heart of Clemson's campus that contains a convenience store, food court, movie theater, and cell phone store. The center has 15,000 square feet of meeting rooms and a 2,600-square-foot student lounge. It is also the home of the Office of Career Services and Placement, The Gantt Intercultural Center, student bookstore, and student media.
- The main university library, Robert Muldrow Cooper Library, is situated in the center of campus. The library has become one of the national leaders in automated information retrieval. Its bibliographic records are accessible from anywhere in the world, easing the task of finding information in



Tillman Hall

its collections, which total more than 1.7 million items. Numerous periodical indexes are housed online and available for automated searching. The collections are particularly strong in agriculture, natural and physical sciences, economics, and technology. Of special interest are the James F. Byrnes and Edgar A. Brown Rooms, which have the collections of papers of these statesmen.

- The Michelin Career Center can help with planning and finding summer and full-time employment. The office assists in career counseling and planning, searching for a job, preparing resumés, and developing job interview strategies. Resources include staff expertise, books, videotapes, and literature provided by companies and agencies. Clemson has developed one of the best automated placement systems in the country, allowing students to research employers and sign up for interviews from any mainframe computer terminal on campus.

The Clemson Faculty

- Clemson's student-to-faculty ratio of 14-to-1 gives the faculty the opportunity to interact with many of the students on a one-on-one basis. Critical thinking, problem solving, creative learning, and self-development are just a few of the characteristics emphasized in the classroom.
- The Clemson faculty includes 33 Fulbright Scholars along with 59 endowed chairs, named professorships, and alumni professorships.
- Over 500 institutions of higher learning that promote excellence in teaching, research, and schol-

arship are represented among Clemson's faculty.

- Over 86 percent of the faculty hold doctorates, the highest degree in their field, and many have achieved special academic recognition. Many have been honored by colleagues and students as master teachers for their excellence in the classroom and by Outstanding Educators of America.

The Clemson Student

- **Time Magazine** ranked Clemson its "Public College-of-the-Year" in 2000.
- **The Princeton Review** ranked Clemson students the nation's #1 "Happiest Student Body" in 2008.
- Clemson's total enrollment of 17,585 represents 50 states, along with the District of Columbia and Puerto Rico, and 89 foreign countries.
- Clemson features a competitive student body, and thus a degree that has meaning. The 2007-08 entering freshman class achieved an average SAT score of 1,221. It is one of the highest scores ever attained by Clemson's entering students and again leads the state's public colleges and universities.
- Since 1993, honors students have accounted for more than 10 percent of the freshman class, and 52 percent of 2007-08 incoming freshmen graduated in the top-10 percent of their high school class.
- Clemson has a mentoring program to help students prepare and compete for Rhodes, Truman, Marshall, and Fulbright Scholarships.
- Over 450 employers interview Clemson students on campus each year through the University's Michelin Career Center.





Campus Life

The signs on the side of the highway as you enter Clemson say "Clemson: In Season Every Season." From the point of view of most Clemson graduates, the seasons this slogan speaks of are football, basketball, baseball, etc. But a drive through town in the middle of spring, when the azaleas and dogwoods are in full bloom, or a walk through campus in October, when the trees are blazing in the brilliant colors of autumn, will leave little doubt that Clemson is indeed "In Season, Every Season."

Nestled in the foothills of the Blue Ridge Mountains and caressed by the shores of the beautiful Lake Hartwell,

Clemson is located in the northwestern corner of South Carolina, two hours northeast of Atlanta, GA and two hours southwest of Charlotte, NC. The town may not be one of the state's largest most days, but on many autumn Saturdays it becomes one of the largest cities, as over 80,000 fans come from all directions to watch the Tigers play football. The friendly residents of Clemson and the surrounding towns welcome the visitors home each year with a true dose of southern hospitality.

Clemson is steeped in history. The University campus is located on what was Fort Hill Plantation, home of John



C. Calhoun, one of the great statesmen of the 19th century, and his son-in-law, Thomas Green Clemson. The house, which was built in 1806, stands in the center of campus and is open to the public. Also on the campus is a 1716 Lowcountry French Huguenot home (Hanover House), which was transported to Clemson in 1941. Just a mile down the road is the Pendleton Historic District, where several other antebellum homes are open to the public. The entire village of Pendleton is on the National Register of Historic Places.


The area boasts a great variety of restaurants, ranging from the downtown barbecue and hamburger spots, to the

historic Liberty Hall Inn and Calhoun Corners. Any palate or budget can find something to his or her liking, as more than 50 eating establishments are located in the Clemson/Pendleton/Central area. The area adopts "Clemson Fever," as Tiger Paws are omnipresent on local billboards, entrances, and roadways.

The mild climate of the nearby foothills lends itself to many outdoor activities throughout the year. Clemson has excellent and ample facilities for tennis, golf, fishing, swimming, hiking, whitewater rafting, and many other outdoor pursuits.

And when one wants to leave the area, they do not have far to travel to find whatever they are looking for. Professional sports are only a couple of hours away in Atlanta and Charlotte. Clemson was the home of the NFL's Carolina Panthers for two exhibition games and eight regular-season contests in 1995.

For sun and fun, it is an easy interstate drive to the coast of South Carolina, to Hilton Head Island, Myrtle Beach, or even historic Charleston. And for those who enjoy cooler climates, the mountains of North Carolina are only an hour's drive away.



Vickery Hall

Since its inception in 1991, the Student-Athlete Enrichment Programs have provided student-athletes a continued commitment to excellence. Our approach is to address the total student-athlete, and we are committed to coaching our student-athletes to success in the academic, personal growth, career, and community service arenas.

As an original member of the NCAA CHAMPS/Life Skills Program, we provide opportunities and services to address the changing needs and skills of student-athletes during college and after graduation. This program was selected for the Division I-AA Athletic Director's Association "Program of Excellence" Award, a lifetime award recognizing CHAMPS/Life Skills excellence.

Clemson's commitment to provide its student-athletes with the best facilities is evident in many ways. From the soaring upper decks of Memorial Stadium and the beautiful WestZone, to the "New Littlejohn Coliseum," to the state-of-the-art strength training facility, young men and women from all of Clemson's intercollegiate varsity sports have the best in facilities for both training and competition.

The Student-Athlete Enrichment Programs are housed in Vickery Hall, located in the center of campus. The \$3-million structure is as impressive aesthetically as other athletic facilities. It recently underwent \$300,000 in renovations to further assist our student-athletes in the classroom. But the importance of Vickery Hall to our student-athletes is not found in the structure itself, but in the many programs that the building houses.

Vickery Hall opened in the fall of 1991 and was the first facility in the country constructed solely to provide academic support to student-athletes. The two-story, 27,000 square-foot building is open all day and into the evening hours to accommodate the student-athletes' extended schedules.



Our programs are dedicated to provide a holistic, educational experience by inspiring an environment of respect, integrity, and excellence. Through our services, we guide and encourage each individual to reach his or her full potential as a student, athlete, and citizen.

Academic Commitment

Clemson student-athletes in the 15 sports programs posted a 2.89 GPA for the 2008 spring semester according to data release by the University's Office of Institutional Research. The 2.89 GPA was the third-best mark on record. Two-hundred and twenty-seven of the 456 student-athletes on the rosters of the 15 programs made the academic honor roll (3.0 or better), nearly a 50-percent rate.

"We are very pleased with the work of Becky Bowman and her staff," said Athletic Director Terry

Don Phillips. "They put in countless hours and their hard work has led to these consistent, excellent results. I also want to compliment our coaches, who have made academics a priority."

The 2008 baseball team had 11 players make the ACC Academic Honor Roll for the 2007-08 academic year. The Tigers also had four players (Mike Freeman, Alex Lee, Justin Sarratt, Graham Stonreburner) on the All-ACC Academic baseball squad.

During the fall semester of 2008, a school-record 24 of the 34 players (71 percent) had a 3.0 GPA or higher, and six made the Dean's List (3.5 GPA or higher). The team had a cumulative GPA of 3.07, also an all-time best.

Athletic Commitment

Clemson had eight of its programs finish in the top 25 of their respective sports in 2007-08.

Vickery Hall Staff



Rebecca Bowman
Associate Athletic Director,
Academic Services



Bobby Douglas
Director of Academic
Services, Baseball



Emily Ahrens
Learning Specialist



Lawson Clary
Athletic Academic Advisor



Wayne Coffman
Athletic Academic Advisor



Karen Countryman
Administrative Assistant



Brad Henderson
Learning Specialist



Maria Herbst
Learning Specialist



Priscilla Kanet
Athletic Academic Advisor,
Tutor/Mentor Coordinator



Yashica Martin
Athletic Academic Advisor



Leslie Moreland
Athletic Academic Advisor



Ginty Porter
Athletic Academic Advisor &
CHAMPS/Life Skills Coordinator



Lindsey Ricketts
Administrative Assistant



Reggie Simpkins
Athletic Academic Advisor
& Career Development



That tied for the most top-25 teams in the same academic year since 2001-02. Clemson finished in the top 25 of the **AP** football (#21) and **AP** men's basketball (#22) polls. It marked just the third time in Tiger history that has happened. Clemson joined Kansas, Tennessee, and Texas as the only schools in the nation to rank in the top 25 in both sports.

Career Development Commitment

The Career Enhancement Program provides student-athletes an opportunity to develop and meet their career aspirations by participating in various seminars. We coordinate from the academic colleges, the Michelin Center, and through athletic contacts to provide student-athletes with job-searching skills and strategies, internships, practical experiences, and help in securing summer employment. They are designed to address specific career opportunities and provide related information about the student-athletes for each year.

One major aspect of the Career Enhancement Program is to focus on building a resumé and interviewing techniques. This segment is designed to better prepare our student-athletes for full-time employment. Another aspect utilizes the resources available to the University, alumni center, and athletic department. The staff works to establish a network of businesses, companies, and executives who will assist with providing internship and employment opportunities.

Record-Setting Semester

The 2009 Clemson baseball squad established a team record with a 3.07 GPA in the 2008 fall semester. It broke the previous record of a 3.01 GPA set in the 2005 spring semester. A total of 24 Tigers had a 3.0 GPA or higher in the fall, also an all-time record. The 24 Tigers on the fall semester honor roll are listed below.

2008 Fall Semester Honor Roll Members

#	Player	Pos.	Major
19	Kevin Brady	RHP	Elementary Education
43	Kyle Deese	RHP	CRSC Management
32	Trey Delk	RHP	Psychology
28	Chris Dwyer	LHP	Communication Studies
39	Alex Frederick	RHP	Economics
5	Mike Freeman	INF	Financial Management
29	David Haselden	RHP	General Engineering
45	Ryan Hinson	LHP	Sport Management
18	Addison Johnson	OF	Management
30	Will Lamb	OF/LHP	Communication Studies
8	Clinton McKinney	RHP	Management
13	Brad Miller	INF	Undeclared
20	Richard Mounce	1B/RHP	Pre-Business
17	John Nester	C/1B	Health Services Administration
10	Ben Paulsen	1B	Management
9	Phil Pohl	C	Undeclared
23	Justin Sarratt	RHP	Management
2	Jason Stolz	INF	Undeclared
15	Graham Stoneburner	RHP	Management
42	Josh Thrailkill	RHP	Management
22	Matt Vaughn	RHP	Management
37	*Adam Ward	C	Economics
33	Scott Weismann	RHP	CRSC Management
6	*Stan Widmann	INF	Sport Management

* - has already received his undergraduate degree; Note: Dean's List members in **bold**.




Stan Widmann, a 2008 Clemson graduate, was one of 24 Tiger baseball players on the academic honor roll in the 2008 fall semester thanks to Vickery Hall and its staff.

Personal Development Commitment

One of the most important programs in Vickery Hall that helps student-athletes reach their full potential and successfully engage in their college experience is the Personal Growth & Development program. One key component is a first-semester freshman class designed to assist student-athletes in making a successful transition into the university along with athletic life. All first-semester freshmen attend a semester-long series of workshops, targeting the transitional issues of time management, organizational strategies, health and wellness issues, athletic performance, diversity issues, career orientation, and service training.

Throughout the academic year, all student-athletes are required to attend four large-group programs, which focus on pertinent social, health, and athletic issues.




Graduation Ceremony in Littlejohn Coliseum



James F. Barker

President
Clemson '70



In addition to being a teacher and a leader, James F. Barker is an architect, an artist, and a builder of one of the nation's most-rapidly improving public universities...Clemson. Barker came to the office in 1999 with a clear vision and goal of making Clemson one of the nation's top-20 public universities...an institution that draws outstanding faculty and students, provides an unmatched academic experience, and helps drive the state's economic development.

A 1970 Clemson graduate, Barker has said, "South Carolina needs a top-tier research university, and our students deserve to have access to a top-tier education without leaving their home state. Building Clemson's academic, research, and service programs to the level where we can compete with anyone will benefit our state, our students, and our alumni."

Clemson, already South Carolina's top-ranked national public university, is making strides toward that goal. During Barker's presidency, the university has:

- been recognized as **Time Magazine's** "Public College-of-the-Year" and twice ranked #1 among the "Best Places to Work in Academia" by **The Scientist Magazine**.
- been ranked among the nation's top-30 public universities by **U.S. News & World Report**.
- developed and implemented an academic "Road Map" with eight emphasis areas aligned with South Carolina's economic needs.
- launched major new education and research-based economic initiatives, including the Clemson University International Center for Automotive Research (CU-ICAR) in Greenville, the Center for

Advanced Materials in Anderson County, and the Clemson University Restoration Institute in North Charleston.

- redesigned the general education curriculum to focus on learning outcomes and give undergraduates more opportunities for study abroad, service-learning, and research.
- developed an innovative undergraduate research program called "Creative Inquiry," which pairs small teams of students with a senior faculty member on multi-year voyages of discovery.
- set new records for students applications (at both the undergraduate and graduate levels), private giving, external research support, and study-abroad participation.
- opened a new "European portal" with the launching of the Thomas Green Clemson University Center in Brussels, Belgium.

Working with state leaders and private industry partners, Barker has steered Clemson into a greater economic development role. The first technology neighborhood at the CU-ICAR campus near I-85 is complete and classes are being taught at the Campbell Graduate Engineering Center there. Planning has begun for Technology Neighborhood II. Leading the academic programs are distinguished professors brought to the state to hold endowed chairs established under the South Carolina Research Centers of Excellence Act. Three of the four chairs devoted to automotive engineering (funded by financial support from BMW, Michelin, and Timken) have been filled.

Clemson is also investing more than \$80 million to support an advanced materials industry cluster. The linchpin is the Advanced Materials Re-

search Laboratory, located at the Advanced Materials Center off I-85 in Anderson County (formerly known as Clemson Research Park). The facility includes one of the nation's top optical materials and electron microscopy laboratories. Ground was broken in June of 2008 for a new Innovation Center, which will provide space for startup companies that spin off from Clemson research advances.

Barker is a leading voice in higher education, not only in South Carolina but nationwide. He currently chairs the Division I Committee of the NCAA Board of Directors and delivered a keynote address at a symposium in Washington D.C. on Global Best Practices in science & technology parks. It was sponsored by the U.S. National Academy of Sciences in cooperation with the Association of University Research Parks, and his topic was CU-ICAR. His essay, "The Architect as University President," was published in **The Chronicle of Higher Education** in March of 2008.

For his leadership, Barker has received the Order of the Palmetto, South Carolina's highest civilian honor, and The Cliff's Business Person-of-the-Year Award from **Greenville Magazine**. He has also received the James T. Rogers Meritorious Service Award from the Southern Association of Colleges & Schools.

As Clemson's President, Barker remains committed to the classroom. Each spring, he is part of a team that teaches an undergraduate course exploring "a sense of place" in architecture, literature, and history.

In presenting Barker with the Distinguished Alumnus Award in 2005, Washington University Chancellor Mark Wrighton said, "James F. Barker has taken the architectural skills and knowledge required to design a building and applied them to the future of a university. His architect's vision, collaborative instincts, and sense of place are rapidly pushing Clemson up through the ranks of the nation's top public universities. He has become a leader in national academic circles by creating a new model of education, building interdisciplinary partnerships among the professional schools and the basic curriculum by tearing down artificial walls between disciplines."

A native of Kingsport, TN, Barker earned his bachelor of arts degree from Clemson in 1970 and his master of architecture & urban design degree from Washington University in Saint Louis, MO in 1973. He and his wife Marcia have a son Jacob and daughter-in-law Rita Bolt, and another son Britt.



Dr. Terry Don Phillips

**Athletic Director
Arkansas '70**



the eight years he was associated with Oklahoma State (1994-02). For this, he received the National Football Foundation Oklahoma Chapter Outstanding Contribution to Amateur Football Award in 2002. Additionally in 2006, he was named one of the top-25 most influential people in the history of Oklahoma State Athletics by **GoPokes Magazine**.

When it came to success on the field and in the classroom, Oklahoma State's programs were among the Big 12's best. The achievements of the program included two national titles in men's golf, a men's basketball Final Four appearance, two trips to the College World Series, 13 Big 12 titles, and 11 individual national champions along with 53 academic All-Americans.

Before leading Oklahoma State, Phillips served as senior associate athletic director at Arkansas from 1988-94. He ran the daily operations and had oversight of facility projects for the men's programs, and he was president of the Razorback Foundation.

Phillips was the athletic director at Liberty (1980-81) and Louisiana-Lafayette (1983-88). He was also an assistant athletic director at Missouri (1981-83) and began his administrative career in 1979 as an assistant athletic director at Florida.

Phillips began his career in college athletics coaching football. He started as a graduate assistant at Arkansas in 1970 and 1971. He moved on to Virginia Tech as an assistant coach (1971-78) before joining the ranks of athletic administration.

Winning has been on Phillips' resumé since his playing days at Arkansas. He lettered on three Frank Broyles teams (1966,68,69), where he and his brother Loyd, an Outland Trophy winner, were starting defensive tackles. Arkansas had a 27-5 record in the three years, played two Sugar Bowl games, and played in the memorable 1969 National Championship game against Texas.

Phillips has two children, John Dennis (31) and Sarah-Jane (28), and three stepchildren, Meagan (19), a sophomore at Clemson and proud member of Tiger Band, Marshall (18), and Madison (16). His wife Tricia is a graduate of the University of Missouri School of Journalism and earlier enjoyed a career in athletics and development. She is now active in the Clemson and Seneca communities.

For a person who has coached and worked in athletic administration his entire career, it may be surprising that Dr. Terry Don Phillips defines his passion and drive as Clemson's athletic director by his recent inclusion as one of the 100 Most Influential Sports Educators in America, as named by The Institute for International Sport at the University of Rhode Island. The institute's objective involved a four-year process and resulted in a list that spans scholars, Olympians, coaches, and other industry leaders "who have creatively and effectively used sport in the very best way as a means to educate and shape positive values."

Phillips' athletic career and academic pursuits epitomize that desire. Perhaps still the only Division I athletic director with both a doctorate and law degree, he uniquely blends the discipline and inspiration created on each side of campus. In his seventh year at Clemson, he has firmly put his imprint on the University and Tiger athletics through his leadership toward a balanced, positive environment for success.

Those influences are obvious in his strategic plan for Tiger athletics, which provides for a model program that can compete at the highest levels with academic integrity, concern for the student-athlete, financial responsibility, and in full compliance.

By far, Phillips' deepest professional satisfaction is reflected in the young man or woman who defies the rigor and challenges of a student-athlete, achieves in the classroom, triumphs in competition, acquires healthy life skills, and leaves Clemson with a degree, fully prepared for a bright future.

Phillips' leadership is obvious both visually and through the vast improvements in Clemson's facilities, most notably the new WestZone at Memorial Stadium. Through a practical and steady fiscal approach, the first phase of the \$57-million project was completed in the fall of 2006 with the installation of new locker rooms and 1,000 private luxury club-level seats.

The Phase II funding, which includes a comprehensive football facility and new strength training center for the program, has been finalized and construction began in the summer of 2008. When complete, the Jervy and McFadden buildings will undergo a makeover for the men's and women's Olympic sports.

Other improvements have taken place at many other athletic facilities, contributing to the program's all-around performance in 2007-08. Eight Tiger programs finished in the top 25 for the second straight year.

The Clemson football and men's basketball teams both finished in the final top 25 of their respective **AP** polls. That was just the third time in

school history that had been achieved, including the first time since the 1989-90 academic year. Clemson was one of just five programs nationally ranked in the top 25 of both sports.

Clemson's women's programs had a strong year, as the women's tennis and volleyball teams claimed ACC Championships. Both of those programs, plus the young rowing program, received NCAA bids and were ranked in the final top 25.

From an academic standpoint, all of Clemson's sports programs performed strongly in terms of the NCAA's graduation success rate and APR statistics. The student-athletes combined to earn a 2.89 GPA for the 2007-08 academic year, with eight sports programs posting at least a 3.0 GPA in one of the two semesters. The football program posted its highest team GPA on record as well.

Phillips was recognized nationally for his performance at Clemson in June of 2006 when he was honored by NACDA (National Association of Collegiate Directors of Athletics) as the 2005-06 GeneralSports Turf Systems Athletic Director-of-the-Year for the Southeast Region of the FBS. He was one of just four FBS athletic directors honored at the annual convention in New Orleans, LA.

Excellence in academics has been a constant on his resumé. He has an undergraduate degree from Arkansas (1970), a master's degree from Virginia Tech (1974), a doctorate from Virginia Tech (1978), and a law degree from the University of Arkansas School of Law (1996). He is a member of the Arkansas Bar, American Bar Association, and Sports Lawyers Association.

Phillips remains a classroom presence by teaching a sports law section in Clemson's Accountability & Legal Studies department. In addition, he is past chair of the NCAA Division I Infractions Appeals Committee. He has written on diverse areas, such as antitrust and the NCAA, student-athlete welfare, alternative dispute resolution, and Title IX. His doctoral dissertation on Title IX involved a historical review of the law and was the first national study of Title IX implications on college athletic programs. This research spawned his intent and desire to study law.

From an experience standpoint, Phillips has worked in nearly all phases of college athletics. He coached on the football staff at Virginia Tech, supervised spring sports and student-athlete enrichment at Florida, handled athletic fundraising at Missouri and Arkansas, and had 15 years experience as an athletic director, including 13 at the Division I level, prior to his appointment at Clemson, coming from Oklahoma State.

Football was transformed from a perennial losing status to defeating Oklahoma during five of





David Abernethy
Senior Assistant Strength &
Conditioning Coach



Rick Bagby
Director of Athletic
Video Services



Joey Batson
Director of Strength &
Conditioning



Michelle Bensman
Assistant Athletic Trainer



Sam Blackman
Senior Associate Sports
Information Director



Tim Bourret
Assistant Athletic Director,
Sports Information



Dr. Larry Bowman
Team Orthopedic Surgeon



Rebecca Bowman
Associate Athletic Director,
Academic Services



Jermile Brooks
Assistant Athletic Trainer



Donna Bullock
Assistant Athletic Trainer



Charlie Bussey
Tiger Letterwinners Association
Coordinator, IPTAY



Steve Coleman
Technical Consultant



Bobby Couch
Executive Director of
Major Gifts, IPTAY



Bill D'Andrea
Senior Associate Athletic
Director, External Affairs



Bobby Douglas
Director of Academic Services,
Baseball



Mike Echols
Supervisor of Athletic Grounds



Stephanie Ellison
Assistant Athletic Director,
Compliance Services



Travis Furbee
Assistant Athletic Director,
Ticket Operations



Wayne Gibson
Assistant Ticket
Operations Manager



Matt Glenn
Assistant Director of
Athletic Video Services



Phil Grayson
Associate Athletic Director,
Administration



Larry Greenlee
Assistant Director of
Strength & Conditioning



Henry Guess
Assistant Director of
Athletic Video Services



David Helms
Assistant Strength &
Conditioning Coach



Bert Henderson
IPTAY Executive Director



Brian Hennessy
Associate Sports Information
Director, Baseball



Van Hilderbrand
Associate Athletic Director,
Event Manager



Katie Hill
Senior Associate Athletic
Director, Internal Affairs



Dr. Loreto Jackson
Performance Coordinator



Wayne Janness
Director of Donor Services,
IPTAY

Athletic Department Staff



Travis Johnston
Assistant Athletic Trainer,
Baseball




Libby Kehn
Webmaster & Assistant
Sports Information Director



Barbara Kennedy-Dixon
Associate Athletic Director,
Senior Women's Administrator



Larry LaForge
NCAA/ACC Representative



Chad Lampman
Assistant Director of
Athletic Video Services



Lindsey Leonard
IPTAY Assistant Director



Christine Long
Assistant Sports
Information Director



Dennis Love
Assistant Strength &
Conditioning Coach



Bob Mahony
Assistant Director of
Major Gifts, IPTAY



Tim Match
Associate Athletic Director,
Marketing & Sponsorship



Tina Middleton
Assistant Ticket
Operations Manager



Matt Money
Supervisor of Athletic Facilities



Mike Money
Director of Marketing



Danny Poole
Director of Sports Medicine



Jerome Razayeshi
Assistant Athletic Trainer



Abe Reed
Football Equipment Manager



Dr. Len Reeves
Team Physician



Robert Ricketts
Associate Athletic Director,
Facilities & Grounds



Josh Runion
Assistant Equipment Manager,
Baseball



John Saketa
Assistant Athletic Director,
Promotions



Philip Sikes
Associate Sports
Information Director



Alphonso Smith
Director of Equipment



Lynn Sparks
Director of Sales



Jeffie Trammell
Assistant Athletic Trainer



Courtney Vinson
Director of Compliance Services



Gary Wade
Assistant Athletic Director,
Facilities



Jason Wilson
IPTAY Assistant Director



Mike Wilson
Assistant Equipment Manager



Brad Woody
Assistant Athletic Director,
Compliance Services



Kyle Young
Assistant Athletic Director,
Administration



NCAA Compliance

This brief NCAA rules education is aimed at outlining basic recruiting rules to help potential student-athletes and parents better understand the process. Clemson is committed to recruiting and conducting our athletic program with the highest level of integrity. If you have questions about NCAA rules, contact compliance services at (864) 656-1580 or through our website at ClemsonTigers.com. You can also visit the NCAA's official website at NCAA.org.

Important NCAA Terms

Academic Credentials - A prospect should check with his guidance office to see if he is taking classes that will meet NCAA eligibility standards. A prospect should do this early (at the end of his sophomore year) and keep track of core courses. A prospect must take the ACT or SAT for NCAA certification.

Contact - NCAA rules define a contact as a face-to-face interaction with a prospect and/or his parents off Clemson's campus by a coach. Clemson is limited to seven recruiting opportunities (contacts and evaluations combined) per prospect. During your senior year, no more than three of the seven opportunities may be off-campus contacts at any site with you or your relatives. Contacts shall not be made before July 1 following the completion of the prospect's junior year in high school.

Core Courses - Courses at a prospect's high school that are considered college preparatory. For the class entering Clemson in 2009 and thereafter, 16 core courses are required, including four in English, three in math, two in science, one additional from English, math, or science, two social sciences, and four additional courses. A guidance counselor will have a list of the school's core courses, or visit NCAAClearinghouse.net for more information.

Dead Period - Recruiting period when coaches may not have face-to-face contact with prospects on or off-campus. Coaches may continue to telephone and write a prospect.

Evaluation - College coaches will evaluate a prospect's athletic and academic credentials. When evaluating, the coach will not have contact with a prospect unless it is during a contact period.

Home Visit - During the contact period, a senior prospect may invite college coaches to his home to meet his parents,



and to talk in detail about the baseball program and academic offerings at any college the prospect is considering.

Prospect - Any student who has entered the ninth grade. Once they become a prospect, NCAA rules define how college coaches can interact with them.

Receiving Mail - When a prospect is in the ninth and 10th grades, NCAA rules allow Clemson to mail only a questionnaire and summer-camp brochure to a prospect. After September 1 of a prospect's junior year, Clemson coaches can provide a prospect with the following: write personalized letters, and send a media guide, copies of newspaper articles, instant messages, and text messages.

Recruiting - A term used to describe the process of acquainting a prospect with a college and the coaches of that college who are striving to learn more about a prospect. Only coaches can recruit...no one else can try and persuade a prospect to play sports at a particular college.

Standardized Test - A prospect must take the ACT or SAT before enrolling in college full-time. A prospect may take the ACT or SAT more than once and use the best subscore from different tests to achieve the highest score. Clemson and the NCAA Eligibility Center require scores to be reported directly from the testing agency. When registering for the test, list the Eligibility Center Code (9999) and Clemson (3842 (ACT), 5111 (SAT)). Clemson University admissions requires students to present either an ACT or SAT writing score. The writing score will not be used to determine a prospect's qualifier status.

Telephone - Clemson baseball coaches may telephone a prospect, or a prospect's relatives or legal guardians beginning July 1 following the completion of the prospect's junior year. Thereafter calls may not be made more than once per week.

Frequently Asked Questions

• **Can a prospect visit Clemson anytime during his high school career?** Yes. A prospect can call any of the Clemson coaches to set up an unofficial visit. He can attend a game and talk with the Tiger coaches, and it does not count as a contact when it is on our campus. There are times a prospect cannot visit - NCAA rules refer to them as "dead periods," and coaches will not schedule to meet with a prospect during that time period.

• **Can IPTAY members help recruit?** No. NCAA rules are clear that only coaches can telephone,

Contact Information

Compliance Services Phone: (864) 656-1580
Compliance Services Fax: (864) 656-1243
Compliance Services Address: P.O. Box 31;
 Clemson, SC 29633
Overnight Address: Jervey Athletic Center;
 100 Perimeter Road; Clemson, SC 29633
Website: ... ClemsonTigers.com/Compliance/Compliance-Home.html

contact, and evaluate a prospect. Only college coaches can offer unofficial and official visits.

• **Is the prospect's high school coach invited for an official visit?** NCAA rules are such that high school coaches may not be provided expenses for official visits.

• **What activities by an advisor are considered "advising" student-athletes, which does not jeopardize their eligibility, as opposed to "representing" student-athletes, which does jeopardize their eligibility?** These situations tend to be fact-specific and depend on specific circumstances. It is best to use the following as guidance.

- When an advisor is interacting on a one-on-one basis with student-athletes and providing advice regarding their future, you are likely to be advising them (unless your discussions include an oral or written agreement to represent them now or in the future, even if you do not act upon that agreement).
- When an advisor is interacting with individuals other than a student-athlete (e.g., area scouts) on behalf of or regarding the student-athlete, it is likely that you are representing the student-athlete, which does jeopardize his eligibility.

• **What is a National Letter of Intent (NLI)?** It is like a contract in that a prospect and his parents sign a promise that he will attend a particular institution. In return, that college promises a prospect financial aid. A prospect can sign during his senior year. There is an early signing period in November and another in April of the prospect's senior year. Once the prospect signs the NLI, he cannot be recruited by any other school, and it is binding for the prospect's first year in college.

• **What is an official visit?** A prospect can take a total of five official visits (one per institution), which are expense paid. Before the visit, the prospect must present a high school transcript, and proof of an SAT, PSAT, ACT, or PACT test. Official visit invitations are extended by Tiger coaches only. Official visits may not occur prior to the first day of classes of the prospect's senior year of high school.

• **What is the NCAA Eligibility Center?** It is the agency that certifies a prospect's eligibility and amateurism status for NCAA Division I and II. A prospect should register with the Eligibility Center at the end of his junior year. Applications are available in the prospect's high school guidance office or register online at NCAAClearinghouse.net. Cost is \$50 (U.S.) or \$75 (international).

CUAD Mission Statement

The Department of Athletics offers nationally prominent athletic programs. Through a dedicated commitment to educational interests, a competitive athletic program, and integrity in all areas, the student-athletes, coaches, and staff strive to bring credit and recognition to Clemson University.

The mission of the Athletic Department is to sponsor a broad-based athletic program that provides educational and athletic opportunities for young men and women to grow, develop, and serve the interests of Clemson University by complementing and enhancing its diversity and quality of life.

Furthermore, the Athletic Department seeks to be a source of pride for the citizens of the State of South Carolina and to be recognized as a nationally-prominent program, through consistently high levels of performance and accomplishment in athletic competitions.

The Athletic Department strives to develop student-athletes academically and athletically with the total commitment of aiding their efforts to graduate from Clemson University and advance to careers that will enable them to be productive members of society.

The Athletic Department will act in an ethical and honest manner, dedicated to compliance with all Federal, State, NCAA, Conference, and University rules and regulations.

Compliance Services Staff



Stephanie Ellison
 Assistant Athletic Director,
 Compliance Services
 Email - saellis@clemson.edu



Brad Woody
 Assistant Athletic Director,
 Compliance Services
 Email - cbwoody@clemson.edu



Courtney Vinson
 Director of Compliance Services
 Email - cvinson@clemson.edu

Community Service

Many Clemson baseball players and coaches are giving up their free time to serve others. The 2008 squad teamed up with Liberty Elementary School to be a part of the T.I.G.E.R! Talk Email Buddy Program. Eighteen players volunteered their time each week to this program. Each player paired up with a fourth-grade student from Liberty Elementary School to act as email buddies throughout the spring semester using a program that utilizes Clemson's Digital Express.

Every week, the students send an email to each other using the acronym T.I.G.E.R! (Teamwork, Integrity, Gratitude, Education, Respect). At the end of the semester, the players meet and spend time together with the buddy they have been emailing throughout the semester. The goal is to provide a format for monitored online conversations designed to help writing skills and improve confidence levels and behavior. The baseball program became the first team at Clemson to take on this project as a team effort and it is excited to be a part of such a unique and outreaching project for our community.

Also, for the past few Decembers, Head Coach **Jack Leggett**, Associate Head Coach **Tom Rignos**, and Assistant Coach **Kyle Bunn**, along with other Clemson coaches, have helped local kids by "Shopping with a Coach" at the Wal-Mart in nearby Central, SC. Clemson players and coaches are making an assertive effort, both on-campus and in the community.



Be a T.I.G.E.R!

Be a T.I.G.E.R! is a unique character education initiative sponsored by Clemson's athletic department. Its aim is to incorporate specific character traits into a more comprehensive educational program that highlights Clemson's student-athletes and traditions.



Linda White
Community Services Director

The basic intent is to unify our message of "Solid Orange," making it more profound. Clemson student-athletes deliver this message - "What it means to Be a T.I.G.E.R!" - in all speaking engagements and personal appearances. This focused approach, using preplanned lessons and activities, emphasizes our belief that athletics builds character. Clemson athletes believe that character development is an important component in their total educational experience.

What does Be a T.I.G.E.R! stand for?

- T** - Work together as a **TEAM** to accomplish more
- I** - **INTEGRITY** means you can be trusted
- G** - Always show **GRATITUDE** to those who help you
- E** - Make getting your **EDUCATION** a priority
- R** - **RESPECT** yourself and others

Be a T.I.G.E.R! Components

T.I.G.E.R! Talk

- Partnership with Eugene Moore School of Education
- Serves as an email buddy program
- Worked with Clemson, Code, and Liberty Elementary Schools

Assembly Programs

- Student-athletes visited over 20 elementary schools
- Held assemblies to teach the five character traits

Be a T.I.G.E.R! Newspaper

- Second edition now features 14 pages
- Includes pictures, cartoons, action plans, and activities for kids
- Written entirely by Tiger athletes and coaches

Fifth-Annual Field Day

- Held in April in conjunction with Solid Orange Live in Littlejohn Coliseum
- Over 90 student-athletes volunteered to work and play with kids

Solid Orange Squad

The Solid Orange Squad is a group of more than 100 student-athletes who are driven to participate in community service in an effort to make surrounding communities better.

Examples of Services

- Reading to elementary children
- Ringing bells for the Salvation Army
- Martin Luther King, Jr. Day of Service
- Relay for Life
- Freshman Move-In Day
- Boy Scout Day

2007-08 Community Service By the Numbers

- Student-athletes completed 4,170 hours of service
- Service spanned 132 different events and organizations
- Every athletic team improved in their commitment to service
- Three teams averaged more than 10 hours per student-athlete
- Women's swimming & diving led with 19.8 hours of service per athlete



Athletic Facilities

Jervey Athletic Center

The Jervey Athletic Center, named in honor of one of Clemson's most beloved sons, Frank Johnstone Jervey, is a two-level complex that is the home of the University's intercollegiate athletic program.

The 67,000 square-foot building houses under one roof offices for all of the coaching and related staffs for Clemson's sports, a unique feature that places the center among the most modern of its kind anywhere. These offices are centrally located on the main level and recently had a \$500,000 renovation.

Within the complex is all of the personnel and related facilities needed to conduct an effective, top-flight intercollegiate athletic program.

Beneath the main floor are dressing rooms for the varsity sports. Other facilities on this level include coaches' dressing rooms, a spacious training room, sauna and steam rooms, and an athletic equipment room.

Attached to and complementing the administrative-coaching personnel building is a two-level, multi-purpose structure of 29,000 square-feet. The upper level of this building is where Jervey Gym is located. The Jervey Athletic Center provides student-athletes with the most modern and up-to-date facilities in the country. It is one reason the Clemson athletic program is recognized as one of the best in America.

Strength Training Room

One of the most important facilities on the Clemson athletic landscape is the strength & conditioning facility. Located in Jervey Athletic Center, it has continued to keep up with one of the most progressive areas in college sports. Director of Strength & Conditioning Joey Batson, who is in his 12th year, makes sure Clemson student-athletes in all sports are ready for competition.

In the summer of 2004, he oversaw a third major facility enhancement. When he came to Clemson, the facility covered 11,000 square feet. It has continued to grow and now covers nearly 15,000 square feet. It is one of the most modern all-around facilities in the country.

The following improvements were made:

- State-of-the-art sound system
- Eight flat-screen plasma televisions
- State-of-the-art ventilation system
- New lighting system
- 10 new multi-functional Clemson power racks
- Mondo-rubber flooring throughout entire weight room
- New orange upholstery on all weightlifting equipment
- New paint on surrounding walls and columns
- Carpeting in entrances and offices
- Front entrance drop ceiling
- Metal overlay for awards displays
- Reconstruction of entryway walls
- Two computerized message displays

The plush atmosphere provides an interesting contrast to the physical exertion that takes place within the facility. When a student-athlete enters the etched-glass doors, he is greeted by nearly \$700,000 worth of state-of-the-art equipment.

The 10 plasma televisions are positioned throughout the facility and are used for training and instruction, as strength coaches film athletes and work with them on their form.

Clemson has a staff of six full-time strength coaches along with one part-time assistant, three graduate assistants, and numerous student assistant coaches who ensure a Tiger baseball player receives as much individual attention as possible. Training programs are position specific, as they are designed to meet the specific needs of each student-athlete.

Batson is one of the nation's most highly-regarded strength coaches. In his 11 years, he has coached numerous strength All-Americans. He is a major reason the baseball team has been a con-

sistent participant in the NCAA Tournament. Also, nine of his former assistant strength coaches at Clemson are now strength training directors at NFL or college programs.

Athletic Training Room

The athletic training room is an important component of Clemson's athletic success. It is run by Danny Poole and houses the latest rehabilitation equipment. He heads up a staff of six full-time individuals with decades of experience. This professional staff (15 students, 11 graduate student athletic trainers) gives student-athletes the best possible care.

The athletic training room underwent renovations during the summer of 2004, making it one of the top facilities in the nation. Along with the cosmetic improvements, additions were made, including a hydrotherapy area, hot and cold jacuzzis, and a treatment tank with an underwater treadmill.

The athletic training room retained its whirlpools, isokinetic testing machine, numerous stationary bikes, upper-body exerciser, Stairmaster, and all the latest devices for all kinds of treatment. Doctors have offices and an orthopedic examining room, and there is a conference room and a library. There are staff members present from 7:00 AM until late in the evening, and doctors staff the room daily from 1:30 PM until closing and are available at all hours for special situations.



Grounds Crew

Doug Kingsmore Stadium's playing surface is one of the best in the country thanks to the dedication of many members of the Tiger Grounds Crew. Mike Echols, Supervisor of Athletic Grounds for the past eight years and former Clemson golfer (1981-83), heads up the team that was recently honored.

In 2005, **ABCA** and Turface Athletics awarded Echols and the grounds crew, which includes many volunteers, as having the best collegiate baseball field in the country based on their exemplary infield and turf maintenance programs.

Today, the Tiger Grounds Crew has former members working for the Baltimore Orioles, Boston Red Sox, New York Mets, and many other venues across the country.

"Mike and his staff exemplify what Clemson is all about," said Jack Leggett. "They exhibit tremendous pride and a never-ending work ethic."

"We play on many fields and are familiar with a lot of grounds crews. But our players and coaches always comment that we have the best. The pride in their work is far above any I've seen. Our players, coaches, and fans appreciate their dedication."



Sitting (L-R) - Tommy Korver, Jon Holliday, Cort Hall, Don Garrett, Wesley Conrad, Justin Holland, Mike Echols, Bert McCarty. Standing - Travis Durham, Ben McNair, Tyler Shepard, K.C. Bell, John Townsend, Ray Hubbard, Nathaniel Gambrell.



Home of Tiger Baseball

Doug Kingsmore Stadium, the home of Tiger baseball since 1970, has seen many changes and improvements over the years, but it has not lost its aesthetic beauty and unique feel on the west side of the Clemson University campus.

Former Clemson baseball star and Board of Trustees Emeritus Doug Kingsmore gave the Clemson athletic department a \$1 million gift towards renovation of Clemson's baseball stadium, formerly known as Tiger Field.

And during the 2002 and 2003 offseasons, Doug Kingsmore Stadium underwent radical renovations. Over \$5 million was spent to make the facility among the best in the nation.

Kingsmore played for the Tiger varsity squad for three seasons (1952-54). An All-ACC and All-District III outfielder in 1954, Kingsmore became the first Tiger in history to hit 10 home runs in a season. He did that in 1954 while playing in just 24 games. He led the ACC in home runs and runs (25) that year, and he led the Tigers in batting average (.371), slugging percentage (.742), and RBIs (27).

Kingsmore played three years of professional baseball in the Baltimore Oriole organization before beginning a successful business career. He is currently president and chief executive of the Graniteville Company in Aiken, SC. He served three terms on the Clemson University Board of Trustees and became Trustee Emeritus when his elected term expired in 2002.

In 2008, Clemson finished its home season with an 18-13 record. In addition, Clemson was eighth in the country in average attendance with an average of 4,668 fans per date. It marked Clemson's 15th straight top-20 national finish in attendance.

The stadium attendance record was set on March 7, 2004 when 6,480 fans saw #5 South Carolina defeat the Tigers 8-7 in 10 innings.

This outstanding fan support from the Clemson community and the Upstate of South Carolina has contributed to the Tigers' outstanding home-field record. Clemson has played at Doug Kingsmore Stadium for 39 years and has a winning percentage

of 81 percent. This includes a 305-75 mark in ACC regular-season games, an 80-percent mark.

The Tigers have won at least 69 percent of their home games in 22 of the last 23 seasons. Clemson is 432-105 (.804) at Doug Kingsmore Stadium during Head Coach Jack Leggett's 15 years at Clemson.

Nine times during the 1994 season, an opposing top-20 team tasted defeat at Doug Kingsmore Stadium, and four times a team ranked in the top three in the country lost to the Tigers. Seven wins against top-20 teams, including three wins over a top-10 Florida State team, were recorded at home in 1996.

In 2000, the Tigers were 8-3 against top-25 foes at Doug Kingsmore Stadium. After Clemson won three games against #2 Florida State, Seminole Head Coach Mike Martin voiced his opinion on how tough it is to play at Doug Kingsmore Stadium.

"If you had told me in 1992 that we were going to go to a place where we'd be 2-13 over the next eight years, I would have gone to the administration and suggested we join another conference," Martin told the **Tallahassee Democrat**. "Clemson is a very tough place to play...the toughest place to play of any place I've ever competed in all my years of college baseball. The good news is it's 727 days before we have to go back to Clemson."

In 2006, the Tigers sported a 17-2 record against top-25 ranked foes in the friendly confines of Doug Kingsmore Stadium, including series sweeps of top-10 South Carolina (2), #12 N.C. State (3), #13 Florida State (3), and #22 Wake Forest (3).

Doug Kingsmore Stadium has seen steady improvement since its first season in 1970, and is now one of the top facilities in the country. Just ask people at **Baseball America**, who released a coaches' ranking that named Doug Kingsmore Stadium one of the best college facilities in the nation in 2003. And that ranking was done before any of the recent renovations were finished. Evidence of its rating among facilities across the nation has been demonstrated in recent years, when Doug Kingsmore Stadium was named as a site for a 1994,

1995, 1996, 1998, 2000, 2001, 2002, 2005, and 2006 NCAA Regional.

The renovations to Doug Kingsmore Stadium began in the summer of 2002, which has kept Clemson's ballpark among the country's best. The stadium has a brick façade that surrounds every entrance. A green roof that covers much more of the stands and a press box that is twice as large adds to the comfort of fans attending the game and the media covering it. The press box, which is accessible by elevator, includes four large booths for broadcasting and a separate media center that accommodates 13 writers.

There is also a patio area outside the press box that is above the existing stands along the first and third-base lines. It is used for receptions and other events throughout the year.

Two ticket booths, concession stands with an adjoining picnic area, and enlarged restrooms make the facility easily accessible and fan-friendly.



Reserved seats have also been added to the grandstand. A grand stairway leading from the McFadden parking lot to the main entrance is an added feature from a convenience and aesthetic aspect.

The players also realize improvements, as four batting cages have been constructed beyond the right-field fence. The dugouts have been almost doubled in length and width. And the players have a newly-renovated locker room and lounge.

Prior to 2005, PawVision, the replay screen that was used in the football stadium, was moved to Doug Kingsmore Stadium. Prior to the 2008 season, new lights were installed, then before the 2009 season, a practice facility with field turf was constructed behind the batting cages. Additional chairback seats were also added behind the right-field fence. The Thomas F. Chapman Grandstand behind the left-field fence will be constructed before the 2010 season, adding approximately 1,000 seats.

Doug Kingsmore Stadium is equipped with a "Super-Sopper," which cuts down on rainouts. Clemson is one of a few schools with this machine that removes water from the field.

Prior to the 2009 season, approximately 400 chairback seats were installed behind the right-field fence.

The stadium is located in the middle of Clemson's athletic facilities. It is across the street from Littlejohn Coliseum, home of Tiger basketball, and Memorial Stadium, home of Clemson football. It is located directly behind Jervey Athletic Center, home

of the athletic administrative offices.

Doug Kingsmore Stadium has 3,500 permanent seats, but it is capable of holding 6,217 fans thanks to a hill area down the left-field line that is popular with the Clemson student-body. In 2001, the ballpark shrank its dimensions. The fences are now 320 feet down the left-field line, 370 feet in left-center, 400 feet to straight-away center, 375 feet in the right-center alley, and 330 feet down the right-field line.

The park also features a unique terrace in the outfield area adjacent to the fence, similar to the old Crosley Field in Cincinnati, OH, which ironically was torn down the year Doug Kingsmore Stadium was built. Bill Wilhelm, Clemson's long-time coach who was the skipper when the field was constructed, liked the look and practicality of a field with grass all the way around the outfield instead of gravel.

Boston Red Sox catcher Jason Varitek, who played at Georgia Tech in the 1990s, said Doug Kingsmore Stadium was his favorite venue to play at. "They had rowdy fans. And the fans are right on the action. They were closer to the on-deck circle than we were."

Record vs. Opponents at Doug Kingsmore Stadium

Opponent ^(First-Last Game)	W-L	Win %	Florida Atlantic ⁽¹⁹⁹⁸⁾	1-1	.500	Miami (FL) ⁽¹⁹⁸⁹⁻⁰⁷⁾	7-5	.583	South Alabama ⁽¹⁹⁸⁷⁻⁰²⁾	4-3	.571
Alabama ⁽¹⁹⁸³⁻⁹⁵⁾	3-3	.500	Florida International ⁽¹⁹⁸⁵⁾	1-1	.500	Middle Tennessee ⁽²⁰⁰⁰⁾	2-0	1.000	South Carolina⁽¹⁹⁷⁰⁻⁰⁸⁾	45-24	.652
Appalachian State ⁽¹⁹⁷³⁻⁹⁷⁾	16-2	.889	Florida State ⁽¹⁹⁷¹⁻⁰⁸⁾	23-14	.622	Mississippi State ⁽²⁰⁰⁰⁻⁰⁶⁾	3-0	1.000	South Carolina-Aiken ⁽¹⁹⁸⁵⁾	1-0	1.000
Arkansas ⁽²⁰⁰²⁾	2-1	.667	Francis Marion ⁽¹⁹⁷⁶⁻⁸⁶⁾	4-1	.800	Morehead State ⁽¹⁹⁹⁷⁾	3-0	1.000	South Florida ⁽¹⁹⁹⁶⁾	1-2	.333
Auburn ⁽¹⁹⁸⁷⁻⁰⁴⁾	10-5	.667	Furman⁽¹⁹⁸³⁻⁰⁸⁾	25-4	.862	Navy ⁽¹⁹⁹⁵⁾	1-0	1.000	Southern California ⁽¹⁹⁹⁸⁾	0-1	.000
Augusta ⁽¹⁹⁸⁴⁻⁹¹⁾	2-0	1.000	Gardner-Webb ⁽¹⁹⁷⁵⁻⁰⁷⁾	4-0	1.000	Nevada-Las Vegas ⁽²⁰⁰⁰⁾	2-1	.667	Stetson ⁽¹⁹⁹⁸⁾	3-0	1.000
Ball State ⁽¹⁹⁸⁴⁾	1-2	.333	George Mason ⁽¹⁹⁹⁵⁻⁰⁷⁾	8-1	.889	New Hampshire ⁽¹⁹⁹⁴⁾	1-0	1.000	Tampa ⁽¹⁹⁹²⁾	3-0	1.000
Belmont Abbey ⁽¹⁹⁷⁰⁻⁷¹⁾	3-0	1.000	George Washington ⁽¹⁹⁷⁰⁾	1-0	1.000	New York Tech ⁽²⁰⁰¹⁾	3-0	1.000	Tennessee ⁽¹⁹⁸¹⁻⁹⁷⁾	12-2	.857
Boston College ⁽²⁰⁰⁷⁻⁰⁸⁾	3-3	.500	Georgia⁽¹⁹⁷⁰⁻⁰⁸⁾	33-10	.767	Newberry ⁽¹⁹⁷⁷⁾	0-1	.000	Tennessee Tech ⁽²⁰⁰³⁾	2-0	1.000
California ⁽¹⁹⁹⁷⁾	1-2	.333	Georgia Southern ⁽¹⁹⁷¹⁻⁰⁷⁾	24-11	.686	North Carolina ⁽¹⁹⁷⁰⁻⁰⁸⁾	36-12	.750	Toledo ⁽¹⁹⁷⁶⁻⁷⁷⁾	5-3	.625
California-Irvine ⁽²⁰⁰⁵⁾	3-0	1.000	Georgia Tech⁽¹⁹⁷⁰⁻⁰⁷⁾	31-14	.689	North Carolina A&T ⁽²⁰⁰⁵⁾	1-0	1.000	Valdosta State ⁽¹⁹⁸⁷⁾	2-0	1.000
Campbell ⁽¹⁹⁸²⁻⁹⁰⁾	3-1	.750	High Point ⁽¹⁹⁷⁸⁻⁰⁸⁾	8-0	1.000	North Carolina State ⁽¹⁹⁷⁰⁻⁰⁸⁾	39-14	.736	Vanderbilt ⁽¹⁹⁸⁶⁾	1-1	.500
Central Florida ⁽²⁰⁰⁴⁾	1-2	.333	Howard ⁽¹⁹⁷⁸⁻⁸²⁾	10-0	1.000	North Carolina-Asheville⁽¹⁹⁹⁸⁻⁰⁶⁾	3-0	1.000	Vermont ⁽¹⁹⁷⁰⁾	1-0	1.000
Central Michigan ⁽¹⁹⁷³⁾	0-1	.000	Illinois ⁽¹⁹⁸⁶⁻⁰⁰⁾	3-0	1.000	North Carolina-Greensboro ⁽²⁰⁰⁸⁾	2-0	1.000	Virginia ⁽¹⁹⁷⁰⁻⁰⁷⁾	40-8	.833
Charleston Southern ⁽¹⁹⁷⁶⁻⁰⁴⁾	11-0	1.000	Jacksonville ⁽¹⁹⁹⁵⁾	1-0	1.000	North Carolina-Wilmington⁽¹⁹⁷⁸⁻⁹⁸⁾	19-2	.905	Virginia Tech ⁽¹⁹⁸⁰⁻⁰⁸⁾	12-2	.857
Charleston, College of⁽²⁰⁰¹⁻⁰⁸⁾	9-0	1.000	James Madison ⁽¹⁹⁷⁶⁻⁰⁶⁾	15-0	1.000	Notre Dame ⁽¹⁹⁹⁴⁾	0-1	.000	Wake Forest⁽¹⁹⁷⁰⁻⁰⁶⁾	44-7	.863
Charlotte⁽¹⁹⁸⁵⁻⁰⁴⁾	5-2	.714	Kansas ⁽²⁰⁰⁶⁾	2-1	.667	Ohio ⁽¹⁹⁷⁰⁻⁰¹⁾	14-7	.667	West Virginia ⁽¹⁹⁷²⁻⁹⁶⁾	6-0	1.000
Citadel, The ⁽¹⁹⁸²⁻⁰⁴⁾	13-2	.867	Kansas State ⁽¹⁹⁹⁹⁾	3-0	1.000	Ohio State ⁽¹⁹⁸⁰⁻⁸⁸⁾	9-3	.750	Western Carolina⁽¹⁹⁷⁴⁻⁰⁸⁾	36-3	.923
Coastal Carolina⁽¹⁹⁸⁸⁻⁰⁸⁾	27-4	.871	Kentucky ⁽¹⁹⁸⁵⁻⁹⁷⁾	4-1	.800	Old Dominion ⁽¹⁹⁸³⁻⁰³⁾	27-5	.844	Western Michigan ⁽¹⁹⁷³⁾	1-1	.500
Columbus ⁽¹⁹⁹¹⁾	2-0	1.000	Lewis ⁽¹⁹⁷⁷⁻⁷⁸⁾	6-0	1.000	Oral Roberts ⁽²⁰⁰⁵⁻⁰⁶⁾	3-0	1.000	Wichita State ⁽¹⁹⁸¹⁾	0-1	.000
Davidson ⁽¹⁹⁸⁸⁻⁸⁹⁾	2-0	1.000	Liberty ⁽¹⁹⁸⁸⁻⁹⁹⁾	2-2	.500	Pacific ⁽²⁰⁰⁷⁾	3-0	1.000	William & Mary ⁽²⁰⁰⁰⁻⁰⁶⁾	3-0	1.000
Duke⁽¹⁹⁷⁰⁻⁰⁷⁾	40-5	.889	Louisville ⁽¹⁹⁷⁰⁻⁷²⁾	6-0	1.000	Purdue ⁽²⁰⁰²⁾	3-0	1.000	Winthrop ⁽¹⁹⁸¹⁻⁰⁷⁾	13-3	.813
East Carolina ⁽¹⁹⁷⁹⁻⁰²⁾	9-2	.818	Maine ⁽¹⁹⁹⁶⁻⁰³⁾	13-0	1.000	Richmond ⁽²⁰⁰¹⁾	2-1	.667	Wofford⁽¹⁹⁹⁹⁻⁰⁸⁾	7-0	1.000
East Tennessee State ⁽¹⁹⁷¹⁻⁰³⁾	15-4	.789	Maryland⁽¹⁹⁷⁰⁻⁰⁶⁾	51-1	.981	Rider ⁽¹⁹⁷⁰⁾	2-0	1.000	Totals	935-223	.807
Eastern Kentucky ⁽¹⁹⁹²⁾	2-0	1.000	Marshall ⁽¹⁹⁷⁵⁻⁹⁰⁾	15-1	.938	Saint John's ⁽¹⁹⁷⁵⁾	1-0	1.000	Note: Bold denotes 2009 opponent that will play at Doug Kingsmore Stadium.		
Elon⁽²⁰⁰⁰⁻⁰⁸⁾	8-4	.667	Memphis ⁽²⁰⁰⁷⁾	2-1	.667	Seton Hall ⁽¹⁹⁸⁹⁻⁰¹⁾	5-0	1.000			
Erskine ⁽¹⁹⁷⁷⁻⁸⁴⁾	4-0	1.000	Mercer ⁽¹⁹⁷⁴⁻⁰⁸⁾	9-1	.900	Siena ⁽¹⁹⁹⁶⁾	2-0	1.000			

2008 Attendance Leaders

Rk	Team	Dates	Attendance	Avg.
1.	Louisiana State	41	311,187	7590
2.	Arkansas	32	222,985	6968
3.	Mississippi State	29	174,223	6008
4.	Texas	30	179,282	5976
5.	Florida State	38	186,879	4918
6.	South Carolina	34	161,761	4758
7.	Mississippi	33	155,489	4712
8.	Clemson	30	140,040	4668
9.	Alabama	27	120,254	4454
10.	Nebraska	31	136,120	4391
11.	Texas A&M	42	176,723	4208
12.	Wichita State	34	141,715	4168
13.	Rice	36	134,150	3726
14.	Tulane	39	140,402	3600
15.	Southern Mississippi	31	106,040	3421



Prior to the 2009 season, a practice facility with field turf was constructed behind the right-field batting cages.



Year-By-Year Records

Year	ACC	Win %	Overall	Win %
1970	10-1	.909	20-1	.952
1971	6-1	.857	17-6	.739
1972	4-1	.800	12-3	.800
1973	3-1	.750	8-7	.533
1974	6-1	.857	13-3	.813
1975	7-1	.875	18-2	.900
1976	7-0	1.000	15-4	.789
1977	6-2	.750	23-4	.852
1978	6-0	1.000	24-2	.923
1979	5-0	1.000	17-2	.895
1980	7-2	.778	25-6	.806
1981	7-0	1.000	17-9	.654
1982	7-1	.875	21-7	.750
1983	4-1	.800	16-5	.762
1984	6-2	.750	21-10	.677
1985	5-0	1.000	16-9	.640
1986	6-2	.750	23-7	.767
1987	8-2	.800	30-6	.833
1988	11-0	1.000	30-2	.938
1989	7-1	.875	27-5	.844
1990	8-2	.800	26-5	.839
1991	10-1	.909	31-1	.969
1992	10-2	.833	27-4	.871
1993	4-6	.400	23-8	.742
1994	11-1	.917	28-5	.848
1995	11-1	.917	33-1	.971
1996	9-3	.750	34-8	.810
1997	9-2	.818	28-5	.848
1998	9-2	.818	33-6	.846
1999	9-3	.750	25-7	.781
2000	10-2	.833	37-5	.881
2001	10-2	.833	27-8	.771
2002	7-5	.583	36-9	.800
2003	9-3	.750	27-6	.818
2004	10-2	.833	23-9	.719
2005	11-4	.733	25-7	.781
2006	15-0	1.000	36-5	.878
2007	9-6	.600	25-11	.694
2008	6-9	.400	18-13	.581
Totals	305-75	.803	935-223	.807

Clemson vs. ACC at Doug Kingsmore Stadium

Team	W-L	Win %
Boston College	3-3	.500
Duke	39-5	.886
Florida State	17-10	.630
Georgia Tech	25-12	.676
Maryland	51-1	.981
Miami (FL)	4-2	.667
North Carolina	36-12	.750
N.C. State	38-14	.731
South Carolina	2-1	.667
Virginia	43-8	.843
Virginia Tech	6-0	1.000
Wake Forest	41-7	.854
Totals	305-75	.803

Note: Only includes regular-season games and record while opponent was a member of the ACC.

Single-Season Attendance Bests

Rk	Year	Dates	Attendance	Avg.
1.	2007	34	163,537	4810
2.	2006	39	184,946	4742
3.	2008	30	140,040	4668
4.	2005	32	129,553	4049
5.	2004	32	116,781	3649



Championship Tradition

Tiger Titles

ACC Regular-Season Titles

Year	ACC	Overall
1954	8-4	14-10
1958	12-3	22-8
1959	11-5	24-8
1967	11-2	29-9
1973	10-2	24-16
1974	10-1	23-15
1975	10-2	33-10
1976	10-2	36-15
1977	9-1	42-10
1978	10-2	39-14
1979	10-1	40-15
1981	10-4	34-24
1982	10-2	37-22
1984	12-2	38-17
1985	9-4	36-30-1
1988	18-2	54-14
1991	18-3	60-10
1992	19-5	50-14
1994	20-4	57-18
1995	20-4	54-14
2006	24-6	53-16

ACC Tournament Titles

Year	Tourney	Overall
1976	3-0	36-15
1978	3-0	39-14
1980	4-0	38-21
1981	5-1	34-24
1989	5-0	50-20
1991	5-0	60-10
1993	5-1	45-20
1994	4-1	57-18
2006	4-1	53-16

NCAA Regional Titles

Year	Tourney	Overall
1947	3-1	24-5
1958	4-1	22-8
1959	3-0	24-8
1976	3-0	36-15
1977	3-1	42-10
1980	3-0	38-21
1991	4-0	60-10
1995	4-0	54-14
1996	4-0	51-17
1999	4-1	42-27
2000	3-0	51-18
2001	3-0	41-22
2002	3-0	54-17
2005	3-0	43-23
2006	3-0	53-16
2007	3-0	41-23

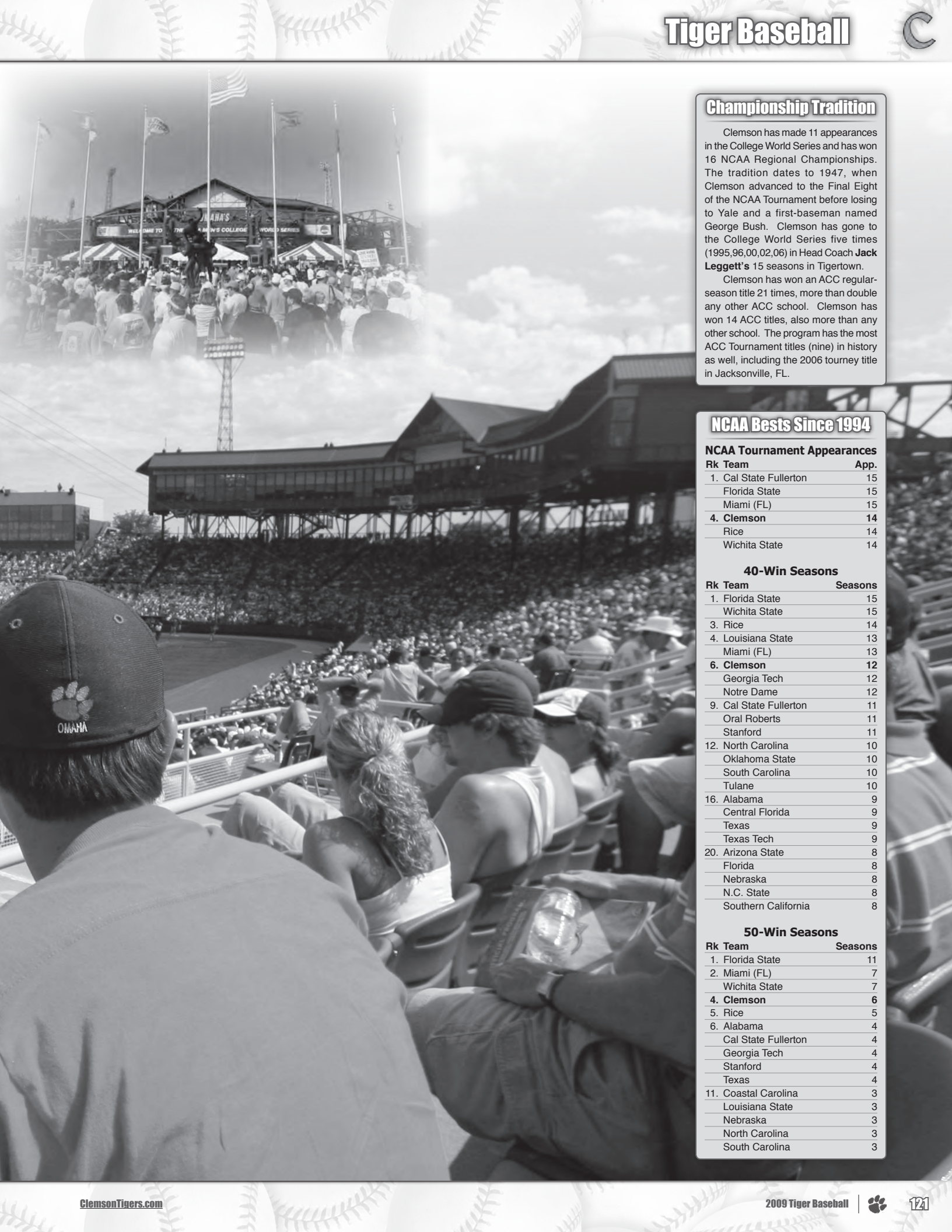
NCAA Super Regional Titles

Year	Tourney	Overall
2000	2-0	51-18
2002	2-1	54-17
2006	2-0	53-16

College World Series Appearances

Year	Tourney	Overall
1958	1-2	22-8
1959	1-2	24-8
1976	1-2	36-15
1977	1-2	42-10
1980	0-2	38-21
1991	0-2	60-10
1995	0-2	54-14
1996	2-2	51-17
2000	1-2	51-18
2002	2-2	54-17
2006	1-2	53-16





Championship Tradition

Clemson has made 11 appearances in the College World Series and has won 16 NCAA Regional Championships. The tradition dates to 1947, when Clemson advanced to the Final Eight of the NCAA Tournament before losing to Yale and a first-baseman named George Bush. Clemson has gone to the College World Series five times (1995, 96, 00, 02, 06) in Head Coach **Jack Leggett's** 15 seasons in Tigertown.

Clemson has won an ACC regular-season title 21 times, more than double any other ACC school. Clemson has won 14 ACC titles, also more than any other school. The program has the most ACC Tournament titles (nine) in history as well, including the 2006 tourney title in Jacksonville, FL.

NCAA Bests Since 1994

NCAA Tournament Appearances

Rk	Team	App.
1.	Cal State Fullerton	15
	Florida State	15
	Miami (FL)	15
4.	Clemson	14
	Rice	14
	Wichita State	14

40-Win Seasons

Rk	Team	Seasons
1.	Florida State	15
	Wichita State	15
3.	Rice	14
4.	Louisiana State	13
	Miami (FL)	13
6.	Clemson	12
	Georgia Tech	12
	Notre Dame	12
9.	Cal State Fullerton	11
	Oral Roberts	11
	Stanford	11
12.	North Carolina	10
	Oklahoma State	10
	South Carolina	10
	Tulane	10
16.	Alabama	9
	Central Florida	9
	Texas	9
	Texas Tech	9
20.	Arizona State	8
	Florida	8
	Nebraska	8
	N.C. State	8
	Southern California	8

50-Win Seasons

Rk	Team	Seasons
1.	Florida State	11
2.	Miami (FL)	7
	Wichita State	7
4.	Clemson	6
5.	Rice	5
6.	Alabama	4
	Cal State Fullerton	4
	Georgia Tech	4
	Stanford	4
	Texas	4
11.	Coastal Carolina	3
	Louisiana State	3
	Nebraska	3
	North Carolina	3
	South Carolina	3

Career Major League Tiger Stats

Batting

Player	Last Team	Years (Seasons)	G	AB	R	H	2B	3B	HR	RBI	BA
Jeff Baker	Rockies	2005-08 (4)	219	538	91	141	35	5	22	85	.262
Brian Barnes	Dodgers	1990-94 (5)	116	107	3	15	0	0	0	4	.140
Kris Benson	Orioles	1999,00,02-06 (7)	191	316	23	41	7	0	1	22	.130
Jerry Brooks	Marlins	1993,96 (2)	17	14	4	4	1	1	1	4	.286
Ty Cline	Reds	1960-71 (12)	892	1834	251	437	53	25	6	125	.238
Cad Coles	Packers	1914 (1)	78	194	17	49	7	3	1	25	.253
John Curtis	Angels	1970-84 (15)	445	359	29	63	4	3	0	16	.175
Mark Davidson	Astros	1986-91 (6)	413	661	88	149	27	3	6	57	.225
Rusty Gerhardt	Padres	1974 (1)	23	6	0	1	0	0	0	0	.167
Khalil Greene	Padres	2003-08 (6)	659	2397	301	594	150	14	84	328	.248
Bert Heffernan	Mariners	1992 (1)	8	11	0	1	1	0	0	1	.091
Mike Holtz	Red Sox	1996-02,06 (8)	174	3	0	0	0	0	0	0	.000
Jimmy Key	Orioles	1984-98 (15)	437	2	0	0	0	0	0	0	.000
Billy Koch	Marlins	1999-04 (6)	65	2	0	0	0	0	0	0	.000
Brian Kowitz	Braves	1995 (1)	10	24	3	4	1	0	0	3	.167
Joe Landrum	Dodgers	1950,52 (2)	16	8	0	1	0	0	0	1	.125
Matthew LeCroy	Twins	2000-07 (8)	476	1388	146	361	68	1	60	218	.260
John McMakin	Dodgers	1902 (1)	4	11	3	2	0	0	0	0	.182
Norm McMillan	Cubs	1922-24,28,29 (5)	413	1356	157	353	74	16	6	147	.260
Billy McMillon	Athletics	1996,97,00,01,03,04 (6)	269	601	66	149	35	3	16	93	.248
Shane Monahan	Mariners	1998,99 (2)	78	226	20	53	8	1	4	28	.235
Billy O'Dell	Pirates	1954,56-67 (13)	530	528	43	66	6	0	2	19	.125
Flint Rhem	Cardinals	1924-28,30-36 (12)	294	610	43	88	11	0	3	48	.144
Bill Schroeder	Angels	1983-90 (8)	376	1262	153	303	49	1	61	152	.240
Kurt Seibert	Cubs	1979 (1)	7	2	2	0	0	0	0	0	.000
Danny Sheaffer	Cardinals	1987,89,93-97 (7)	389	946	87	219	38	5	13	110	.232
Vet Sitton	Indians	1909 (1)	14	13	0	2	1	0	0	0	.154
Bill Spiers	Astros	1989-01 (13)	1252	3408	477	922	158	35	37	388	.271
Tim Teufel	Padres	1983-93 (11)	1073	3112	415	789	185	12	86	379	.254
Denny Walling	Astros	1975-92 (18)	1271	2945	372	799	142	30	49	380	.271
Keith Williams	Giants	1996 (1)	9	20	0	5	0	0	0	0	.250
Scott Winchester	Reds	1997,98,00,01 (4)	35	26	0	3	0	0	0	1	.115

Note: **Bold** denotes 2008 Major Leaguer.

Pitching

Player	Last Team	Years (Seasons)	W-L	Pct.	App.	GS	IP	H	BB	SO	ERA
Brian Barnes	Dodgers	1990-94 (5)	14-22	.389	116	56	406.1	364	204	275	3.94
Kris Benson	Orioles	1999,00,02-06 (7)	68-73	.482	195	195	1207.1	1241	423	787	4.34
Mike Brown	Mariners	1982-87 (6)	12-20	.375	61	42	253.2	324	102	115	5.75
John Curtis	Angels	1970-84 (15)	89-97	.478	438	199	1641.0	1695	669	825	3.96
Rusty Gerhardt	Padres	1974 (1)	2-1	.667	23	1	35.2	44	17	22	7.07
Mike Holtz	Red Sox	1996-02,06 (8)	16-19	.457	353	0	240.0	245	131	223	4.76
Jimmy Key	Orioles	1984-98 (15)	186-117	.614	470	389	2591.2	2518	668	1538	3.51
Billy Koch	Marlins	1999-04 (6)	29-25	.537	379	0	407.1	379	191	357	3.89
Joe Landrum	Dodgers	1950,52 (2)	1-3	.250	16	5	44.2	58	11	22	5.64
John McMakin	Dodgers	1902 (1)	2-2	.500	4	4	32.0	34	11	6	3.09
Mike Milchin	Orioles	1996 (1)	3-1	.750	39	0	32.2	44	17	29	7.44
Ron Musselman	Blue Jays	1982,84,85 (3)	4-2	.667	48	4	89.1	95	40	47	3.73
Billy O'Dell	Pirates	1954,56-67 (13)	105-100	.512	479	199	1817.0	1697	556	1133	3.29
John Pawlowski	White Sox	1987,88 (2)	1-0	1.000	8	0	17.2	27	6	12	7.64
Chuck Porter	Brewers	1981-85 (5)	13-13	.500	54	34	237.0	278	54	136	4.14
Flint Rhem	Cardinals	1924-28,30-36 (12)	105-97	.520	294	229	1725.1	1958	529	534	4.20
Vet Sitton	Indians	1909 (1)	3-2	.600	14	5	50.0	50	16	16	2.88
Brian Snyder	Athletics	1985,89 (2)	1-2	.333	17	6	36.0	46	21	24	6.75
Harold Stowe	Yankees	1960 (1)	0-0	----	1	0	1.0	0	1	0	9.00
Ken Vining	White Sox	2001 (1)	0-0	----	8	0	6.2	15	7	3	17.55
Matt White	Nationals	2003,05 (2)	0-2	.000	7	1	9.2	17	8	3	16.76
Scott Winchester	Reds	1997,98,00,01 (4)	3-8	.273	38	17	116.1	149	35	55	5.42

World Series Participants

Year	Player	Pos.	Team (League)
1922	Norm McMillan	3B	Yankees (AL)
1926	* Flint Rhem	RHP	Cardinals (NL)
1928	Flint Rhem	RHP	Cardinals (NL)
1929	Norm McMillan	3B	Cubs (NL)
1930	Flint Rhem	RHP	Cardinals (NL)
1931	* Flint Rhem	RHP	Cardinals (NL)
1962	Billy O'Dell	LHP	Giants (NL)
1970	Ty Cline	OF	Reds (NL)
1986	* Tim Teufel	2B	Mets (NL)
1987	* Mark Davidson	OF	Twins (AL)
1992	* Jimmy Key	LHP	Blue Jays (AL)
1996	* Jimmy Key	LHP	Yankees (AL)
2007	Jeff Baker	OF/INF	Rockies (NL)

* - World Series champion



Major League Bests

Rk	Player	Years	Seasons
1.	Denny Walling	1975-92	18
2.	John Curtis	1970-84	15
	Jimmy Key	1984-98	15
4.	Billy O'Dell	1954-67	13
	Bill Spiers	1989-01	13

Career Hits

Rk	Player	Years (Seasons)	Hits
1.	Bill Spiers	1989-01 (13)	922
2.	Denny Walling	1975-92 (18)	799
3.	Tim Teufel	1983-93 (11)	789
4.	Khalil Greene	2003-08 (6)	594
5.	Ty Cline	1960-71 (12)	437

Career Wins

Rk	Player	Years (Seasons)	Wins
1.	Jimmy Key	1984-98 (15)	186
2.	Flint Rhem	1924-28,30-36 (12)	105
	Billy O'Dell	1954-67 (14)	105
4.	John Curtis	1970-84 (15)	89
5.	Kris Benson	1999,00,02-06 (7)	68

Led League in Stat Category

Year	Player	Team (League)	Cat.	Stat
1926	Flint Rhem	Cardinals (NL)	Wins	20
1987	Jimmy Key	Blue Jays (AL)	ERA	2.76
	Jimmy Key	Blue Jays (AL)	Opp. BA	.221
	Jimmy Key	Blue Jays (AL)	Opp. OB %	.273
1993	Jimmy Key	Yankees (AL)	Win %	.750
1994	Jimmy Key	Yankees (AL)	Wins	17

All-Star Game Selections

Year	Player	Pos.	Team (League)
1958	Billy O'Dell	LHP	Orioles (AL)
1959	Billy O'Dell	LHP	Orioles (AL)
1985	Jimmy Key	LHP	Blue Jays (AL)
1991	Jimmy Key	LHP	Blue Jays (AL)
1993	Jimmy Key	LHP	Yankees (AL)
1994	Jimmy Key	LHP	Yankees (AL)



Bill Spiers, who played at Clemson from 1985-87, leads all former Tigers in career Major League hits (922).



Jeff Baker Colorado Rockies

Jeff Baker, who shares the Tiger career record for home runs (59), made his Major League debut on 2005 opening day with the Colorado Rockies. Baker finished his career as a Tiger with a .334 batting average

along with 226 RBIs and a .626 slugging percentage. His 59 career homers are tied for fourth-most in ACC history, and his RBI total is second-most in Clemson history. Baker had 12 multi-homer games at Clemson, and he is the only Tiger to ever have two 20-homer seasons as well.

Baker was the starting shortstop for the Tigers' College World Series team in 2000 as a freshman, as he finished with a .313 batting average along with a team-best 11 homers and 64 RBIs. He was a freshman All-American at shortstop according to **Collegiate Baseball**. Baker was named first-team All-American by **Baseball America** and **Collegiate Baseball** in 2001. His sophomore year also saw Baker earn First-Team All-ACC honors after leading the conference in home runs (23) and RBIs (75).

As a junior on Clemson's 2002 College World Series team, Baker was named a first-team All-American by **Baseball America** and **NCBWA**. He hit .325 with 25 home runs and 87 RBIs along with a .668 slugging percentage. His 25 long balls tied for second in the ACC, tied for the fifth-best mark in ACC history, and tied for the second-best mark in Clemson history. Baker was one of five finalists for the Golden Spikes Award (won by Tiger teammate Khalil Greene), and a semifinalist for both the Dick Howser Trophy and Rotary Smith Award.

After spending the 2002-04 seasons in the Rockies' minor league system, Baker was called up to join Colorado the night before the season-opener. Baker's debut on April 4, 2005 was an impressive one, as he went 2-for-5 with a homer, double, and two RBIs, becoming only the fifth Rocky to homer in his Major League debut.

He played 12 games for Colorado in 2005, including 10 starts at third base, and finished the year with a .211 batting average. He also committed only one error in 24 chances.

In 2006, he moved to right field and played 18 games for the Rockies. In just 57 at-bats, he hit .368 with seven doubles, two triples, five home runs, and 21 RBIs.

The 2007 season saw Baker play 85 games. In 144 at-bats, he hit .222 with four homers and 12 RBIs for the National League Champions that went on to play the Boston Red Sox in the World Series. Baker also delivered the game-winning, pinch-hit, RBI single to give the Rockies a 2-1 series-clinching victory over the Philadelphia Phillies in the National League Division Series.

He continued to progress in 2008 when he hit .268 with 55 runs, 22 doubles, 12 homers, and 48 RBIs in 104 games.

In four Major League seasons, Baker has played 219 games, totaling 35 doubles, five triples, 22 home runs, and 85 RBIs along with a .262 batting average.

Baker's Career Major League Stats

Year	AVG	G-GS	AB	R	H	2B	3B	HR	RBI	OB%	SB
2005	.211	12-10	38	6	8	4	0	1	4	.302	0-0
2006	.368	18-10	57	13	21	7	2	5	21	.379	2-2
2007	.222	85-24	144	17	32	2	2	4	12	.296	0-0
2008	.268	104-70	299	55	80	22	1	12	48	.322	4-4
Total	.262	219-114	538	91	141	35	5	22	85	.319	6-6



Khalil Greene San Diego Padres


The most celebrated baseball player in Tiger history is San Diego Padres' shortstop Khalil Greene. He took the college baseball world by storm in 2002, setting NCAA and ACC records while winning every

major award possible. Greene was selected as a unanimous first-team All-American and ACC Player-of-the-Year after he led the country in hits (134), runs scored (93), total bases (250), and doubles (33).

His record-breaking performance should not have been a surprise, as Greene had been raising the bar ever since his days at Key West (FL) High School. He graduated as the school's all-time hits and single-season runs scored leader before bursting onto the scene at Clemson in 1999. Greene was a freshman All-American by **Baseball America** in 1999 and Second-Team All-ACC selection after his sophomore campaign in 2000. He continued his outstanding play during the 2001 season when he was named First-Team All-ACC, but no one could have imagined the year he would have in 2002.

He won every major award in 2002, including the Dick Howser Trophy, Golden Spikes Award, and Rotary Smith Award. He batted .470 with 27 homers, 33 doubles, and 91 RBIs in 71 games. After a stellar college career in which he set the NCAA record for career doubles (95) and consecutive starts (269), he was taken with the #13 overall pick in the 2002 draft by the Padres.

Greene spent 2002 and 2003 in the Padres' farm system, quickly moving up through the ranks from short-season Eugene to Portland (AAA). As



Khalil Greene

usual, Greene was so impressive that he was selected to play in the 2003 Major League Futures Game. He joined San Diego on September 1, 2003, becoming the first player from the 2002 draft to make it to the Major Leagues.

The 2004 season was his first full year in the big leagues, and Greene did not disappoint. He batted .273 with 15 homers (a franchise record for a shortstop), 31 doubles, and 65 RBIs. Greene was a two-time rookie-of-the-month selection before a broken index finger sidelined him for the remainder of the season. He still finished second in the National League in rookie-of-the-year voting, but he was honored as the league's rookie-of-the-year by **Baseball America**.

In 2005, Greene continued to be a fan-favorite when he hit .250 with 15 homers and 70 RBIs in 121 games.

The 2006 season saw him hit 15 home runs for the third straight year. Greene also hit .245 with 26 doubles and 55 RBIs in 122 games. He had one of his best fielding years in 2006 as well, as he committed only nine errors in 456 chances, good for a .980 fielding percentage.

In 2007, Greene played and started 153 games, missing only nine regular-season contests that season. In 611 at-bats, he scored 89 runs, and he totaled 44 doubles, 27 home runs, and 97 RBIs along with a .254 batting average. He also had an outstanding .984 fielding percentage, committing just 11 errors in 690 chances in the field. Greene was voted the 2007 team's MVP, as selected by the San Diego Chapter of BBWAA, as well.

Greene's 2008 season was cut short by injury, as he played 105 games. He hit .213 with 15 doubles, 10 homers, and 35 RBIs. Then in December of 2008, he was traded to the Saint Louis Cardinals.

In six Major League seasons, Greene is hitting .248 with 150 doubles, 14 triples, 84 home runs, and 328 RBIs in 659 games.

Greene's Career Major League Stats

Year	AVG	G-GS	AB	R	H	2B	3B	HR	RBI	OB%	SB
2003	.215	20-18	65	8	14	4	1	2	6	.271	0-1
2004	.273	139-134	484	67	132	31	4	15	65	.349	4-6
2005	.250	121-120	436	51	109	30	2	15	70	.296	5-5
2006	.245	121-111	412	56	101	26	2	15	55	.320	5-6
2007	.254	153-153	611	89	155	44	3	27	97	.291	4-4
2008	.213	105-103	389	30	83	15	2	10	35	.260	5-6
Total	.248	659-639	2397	301	594	150	14	84	328	.304	23-28



Jeff Baker

Former Major League Tigers




Brian Barnes, LHP
Clemson (1986-89)
Montreal Expos (1990-93)
Cleveland Indians (1994)
Los Angeles Dodgers (1994)



Kris Benson, RHP
Clemson (1994-96)
Pittsburgh Pirates (1999,00,02-04)
New York Mets (2004,05)
Baltimore Orioles (2006)



Jerry Brooks, 3B
Clemson (1986-88)
Los Angeles Dodgers (1993)
Florida Marlins (1996)




Mike Brown, RHP
Clemson (1978-80)
Boston Red Sox (1982-86)
Seattle Mariners (1986,87)



Ty Cline, OF
Clemson (1959,60)
Cleveland Indians (1960-62)
Milwaukee/Atlanta Braves (1963-67)
Chicago Cubs (1966)
San Francisco Giants (1967,68)
Montreal Expos (1969,70)
Cincinnati Reds (1970,71)



Cad Coles, OF
Clemson (1908,09)
Kansas City Packers (1914)




John Curtis, LHP
Clemson (1968)
Boston Red Sox (1970-73)
Saint Louis Cardinals (1974-76)
San Francisco Giants (1977-79)
San Diego Padres (1980-82)
California Angels (1982-84)



Mark Davidson, OF
Clemson (1982)
Minnesota Twins (1986-88)
Houston Astros (1989-91)



Rusty Gerhardt, LHP
Clemson (1969-72)
San Diego Padres (1974)



Bert Heffernan, C
Clemson (1985-88)
Seattle Mariners (1992)



Mike Holtz, LHP
Clemson (1991-94)
Anaheim Angels (1996-01)
Oakland Athletics (2002)
San Diego Padres (2002)
Boston Red Sox (2006)




Jimmy Key, LHP
Clemson (1980-82)
Toronto Blue Jays (1984-92)
New York Yankees (1993-96)
Baltimore Orioles (1997,98)




Kris Benson (1996) and Khalil Greene (2002) were both national players-of-the-year at Clemson and both have played at least six Major League seasons.



Billy Koch, RHP
Clemson (1994-96)
Toronto Blue Jays (1999-01)
Oakland Athletics (2002)
Chicago White Sox (2003,04)
Florida Marlins (2004)



Brian Kowitz, OF
Clemson (1988-90)
Atlanta Braves (1995)



Joe Landrum, RHP
Clemson (1946,47)
Brooklyn Dodgers (1950,52)



Matthew LeCroy, C/1B
Clemson (1995-97)
Minnesota Twins (2000-05,07)
Washington Nationals (2006)


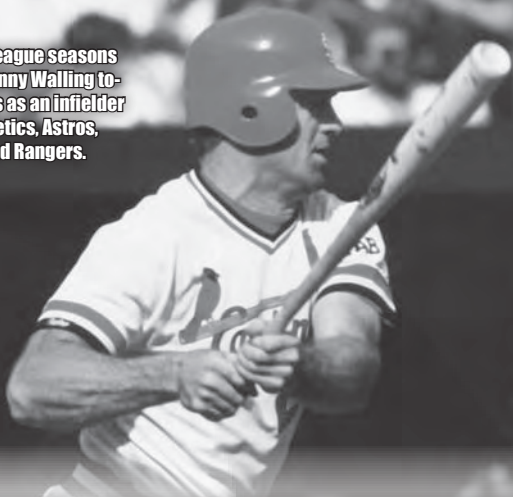


John McMakin, LHP
Clemson (1900,01)
Brooklyn Dodgers (1902)



Norm McMillan, 3B
Clemson (1915-17)
New York Yankees (1922)
Boston Red Sox (1923)
Saint Louis Browns (1924)
Chicago Cubs (1928,29)

In 18 Major League seasons (1975-92), Denny Walling totaled 799 hits as an infielder with the Athletics, Astros, Cardinals, and Rangers.



Billy McMillon, OF
Clemson (1991-93)
Florida Marlins (1996,97)
Philadelphia Phillies (1997)
Detroit Tigers (2000,01)
Oakland Athletics (2001,03,04)



Mike Milchin, LHP
Clemson (1986-89)
Minnesota Twins (1996)
Baltimore Orioles (1996)




Shane Monahan, OF
Clemson (1993-95)
Seattle Mariners (1998,99)




Ron Musselman, RHP
Clemson (1976,77)
Seattle Mariners (1982)
Toronto Blue Jays (1984,85)




Billy O'Dell, LHP
Clemson (1952-54)
Baltimore Orioles (1954,56-59)
San Francisco Giants (1960-64)
Milwaukee/Atlanta Braves (1965,66)
Pittsburgh Pirates (1966,67)



John Pawlowski, RHP
Clemson (1983-85)
Chicago White Sox (1987,88)



Chuck Porter, RHP
Clemson (1974-76)
Milwaukee Brewers (1981-85)



Flint Rhem, RHP
Clemson (1922-24)
Saint Louis Cardinals (1924-28,30-32,34,36)
Philadelphia Phillies (1932,33)
Boston Braves (1934,35)



Bill Schroeder, C
Clemson (1977-79)
Milwaukee Brewers (1983-88)
California Angels (1989,90)




Kurt Seibert, SS
Clemson (1974-76)
Chicago Cubs (1979)



Danny Sheaffer, C
Clemson (1980)
Boston Red Sox (1987)
Cleveland Indians (1989)
Colorado Rockies (1993,94)
Saint Louis Cardinals (1995-97)




Vet Sitten, RHP
Clemson (1904,05)
Cleveland Indians (1909)



Brian Snyder, LHP
Clemson (1977-79)
Seattle Mariners (1985)
Oakland Athletics (1989)



Bill Spiers, INF
Clemson (1985-87)
Milwaukee Brewers (1989-94)
New York Mets (1995)
Houston Astros (1996-01)




Harold Stowe, LHP
Clemson (1957-59)
New York Yankees (1960)




Tim Teufel, 2B
Clemson (1979,80)
Minnesota Twins (1983-85)
New York Mets (1986-91)
San Diego Padres (1991-93)



Ken Vining, LHP
Clemson (1994-96)
Chicago White Sox (2001)




Denny Walling, 1B/3B
Clemson (1975)
Oakland Athletics (1975,76)
Houston Astros (1977-88,92)
Saint Louis Cardinals (1988-90)
Texas Rangers (1991)



Matt White, LHP
Clemson (1996-98)
Toronto Blue Jays (2003)
Boston Red Sox (2003)
Seattle Mariners (2003)
Washington Nationals (2005)



Keith Williams, OF
Clemson (1991-93)
San Francisco Giants (1996)



Scott Winchester, RHP
Clemson (1993-95)
Cincinnati Reds (1997,98,00,01)

Year	Player, Pos.	Round	Organization
1954	Doug Kingsmore, OF	FA	Baltimore Orioles
	Billy O'Dell, P	FA	Baltimore Orioles
1958	Bud Spiers, SS	FA	Kansas City Athletics
1959	Larry Bagwell, 3B	FA	Washington Senators
	Doug Hoffman, OF	FA	Washington Senators
	Harold Stowe, P	FA	New York Yankees
1960	Ty Cline, OF	FA	Cleveland Indians
1962	Dave Olson, P	FA	New York Yankees
1963	Gene Harbeson, P	FA	San Francisco Giants
	Johnny Jones, OF	FA	Milwaukee Braves
	Elmo Lam, SS	FA	Philadelphia Phillies
1965	Tommy Chapman, P	9	Philadelphia Phillies
	Jack McCall, SS	*12	Baltimore Orioles
	Rusty Adkins, OF	*14	Houston Astros
1966	Charlie Watson, P	*#6	Kansas City Athletics
	Rusty Adkins, SS	*\$7	Detroit Tigers
	Charlie Watson, P	*\$7	Cleveland Indians
	Jack McCall, SS	15	California Angels
	George Sutton, OF	*39	New York Mets
1967	Rusty Adkins, 2B	*\$7	Kansas City Athletics
	Charlie Watson, P	#\$7	Washington Senators
	Garry Helms, SS	12	Pittsburgh Pirates
	Eddie Barbary, C	FA	Pittsburgh Pirates
	Mike McCall, 3B	FA	Philadelphia Phillies
1968	John Curtis, P	\$1	Boston Red Sox
	Nelson Gibson, P	24	Seattle Pilots
	Bill James, P	FA	Cleveland Indians
1970	Don Russell, 3B	\$1	Houston Astros
1971	Johnny Severs, OF	\$4	New York Mets
1972	Craig White, OF	*6	California Angels
	Rusty Gerhardt, P	12	San Diego Padres
1973	Ken Bagwell, 2B	#3	Chicago White Sox
	Craig White, OF	12	New York Yankees
	Lindsay Graham, P	26	Texas Rangers
1974	Steve Cline, P	6	San Francisco Giants
	Richard Haynes, P	8	Houston Astros
	Lin Hamilton, C	10	San Diego Padres
1975	Denny Walling, OF	\$1	Oakland Athletics
1976	Kurt Seibert, SS	3	Chicago Cubs
	Chuck Porter, P	7	California Angels
	Bob Mahony, P	FA	Baltimore Orioles
1977	Dave Caldwell, OF	4	Baltimore Orioles
	Ron Musselman, P	5	Seattle Mariners
	Bill Foley, C	6	Milwaukee Brewers
	Billy Wingo, 2B	FA	Atlanta Braves
1978	Pete Peltz, 3B	9	Cleveland Indians
	Robert Bonnette, SS	*20	Cleveland Indians

Harold Stowe signed as a free agent with the Yankees in 1959 and played in the Majors in 1960.

1979	Mike Sullivan, P	1	Cincinnati Reds
	Tim Teufel, 2B	*\$3	Chicago White Sox
	Brian Snyder, P	7	Seattle Mariners
	Bill Schroeder, C	8	Milwaukee Brewers
	Tony Masone, OF	10	Cincinnati Reds
	Len Bradley, P	*10	Cleveland Indians
	David Buffamoyer, C	13	New York Yankees
	Todd Freeman, 3B	FA	Milwaukee Brewers
	Pete Khoury, OF	FA	New York Yankees
1980	Robbie Allen, SS	\$1	Los Angeles Dodgers
	Mike Brown, P	2	Boston Red Sox
	Tim Teufel, 2B	2	Minnesota Twins
	Robbie Allen, SS	*#4	Los Angeles Dodgers
	Len Bradley, P	5	Chicago White Sox
	Neil Simons, OF	14	Houston Astros
	Billy Weems, OF	20	Houston Astros
	Bobby Kenyon, P	25	Los Angeles Dodgers
1981	Danny Sheaffer, C	#1	Boston Red Sox
	Glenn Gallagher, OF	3	Toronto Blue Jays
	Greg Guin, 1B	12	Saint Louis Cardinals
1982	Jimmy Key, P	3	Toronto Blue Jays
	Ricky Hester, OF	*\$4	Cleveland Indians
	Mark Davidson, OF	11	Minnesota Twins
	Jeff Gilbert, P	*32	San Francisco Giants
	Coe Brier, C	FA	Minnesota Twins
1983	Jeff Gilbert, P	10	Milwaukee Brewers
	Ricky Hester, SS	25	Texas Rangers
	Scott Parrish, P	*26	Los Angeles Dodgers
1984	Brooks Shumake, 3B	5	Cincinnati Reds
	Scott Powers, SS	17	Atlanta Braves
	Scott Parrish, P	21	Oakland Athletics
	Tim Rice, P	22	Chicago Cubs
1985	John Pawlowski, P	6	Chicago White Sox
	Jim McCollom, C	9	California Angels
	George Stone, P	18	Chicago White Sox
	Tommy Smith, 1B	23	San Francisco Giants
1987	Bill Spiers, SS	1	Milwaukee Brewers
	Bert Heffernan, C	*9	Texas Rangers
	Chuck Baldwin, 2B	11	Cleveland Indians
	Steve Baucom, 2B	25	Toronto Blue Jays
	Ray Williams, OF	FA	Seattle Mariners
1988	Bert Heffernan, C	9	Milwaukee Brewers
	Jerry Brooks, 3B	12	Los Angeles Dodgers
	Mike Pomeranz, P	13	Minnesota Twins
	Brian Barnes, P	*25	Baltimore Orioles
	Randy Mazey, OF	28	Cleveland Indians
	Burke Fairery, OF	FA	Chicago Cubs
	Phillip Lowery, P	FA	Atlanta Braves

1989	Mike Milchin, P	2	Saint Louis Cardinals
	Brian Barnes, P	4	Montreal Expos
	Mike Couture, C	*12	California Angels
	Alan Botkin, P	23	Saint Louis Cardinals
	Henry Threadgill, 2B	34	California Angels
	Rusty Chappia, SS	38	Milwaukee Brewers
1990	Tim Parker, P	3	Chicago Cubs
	Brian Kowitz, OF	9	Atlanta Braves
	Ron Frazier, P	12	New York Yankees
	Brian Faw, P	17	New York Yankees
	David Tripp, P	*25	Oakland Athletics
	Mike Couture, C	28	Milwaukee Brewers
	Tim Rigsby, SS	FA	Cleveland Indians
1991	Joe DeBerry, 1B	3	Cincinnati Reds
	Jim Crowley, 2B	11	Boston Red Sox
	Todd Stefan, SS	FA	Chicago Cubs
1992	Scott Miller, P	3	Oakland Athletics
	Jason Angel, P	5	Cincinnati Reds
	Paxton Briley, P	5	California Angels
	Ted Corbin, SS	21	Minnesota Twins
	Kevin Northrup, OF	31	Montreal Expos
	Aaron Jersid, P	43	Toronto Blue Jays
	Mike Lockhart, C	FA	Cleveland Indians
1993	Keith Williams, OF	7	San Francisco Giants
	Billy McMillon, OF	8	Florida Marlins
	Chris Carter, C	30	Milwaukee Brewers
	Chad Phillips, P	*41	Florida Marlins
1994	Andy Taulbee, P	2	San Francisco Giants
	Mike Hampton, 3B	4	Cincinnati Reds
	Scott Winchester, P	*16	Detroit Tigers
	Mike Holtz, P	17	California Angels
1995	David Miller, 1B	1	Cleveland Indians
	Shane Monahan, OF	2	Seattle Mariners
	Seth Brizek, SS	8	Seattle Mariners
	Mark Watson, P	*8	Florida Marlins
	Jason Dawsey, P	10	Milwaukee Brewers
	Jeff Sauve, P	11	Boston Red Sox
	Scott Winchester, P	14	Cleveland Indians
1996	Kris Benson, P	1	Pittsburgh Pirates
	Billy Koch, P	1	Toronto Blue Jays
	David Shepard, P	3	Cincinnati Reds
	Ken Vining, P	4	San Francisco Giants
	Brian Matz, P	9	Montreal Expos
	Paul Galloway, 3B	14	San Francisco Giants
	Doug Livingston, 2B	17	Colorado Rockies
	Gary Burnham, OF	*40	Oakland Athletics
1997	Matthew LeCroy, C	*1	Minnesota Twins
	Gary Burnham, OF	22	Philadelphia Phillies

Bert Heffernan was a ninth-round draft pick of the Brewers in 1988 and went on to play in the Majors.

Brian Snyder was drafted in the second round by the Mariners in 1979 and played two seasons in the Majors.

First-Round Draft Picks

Year	Player	Pos.	Team
1968	John Curtis	LHP	Red Sox
1975	Denny Walling	OF	Athletics
1979	Mike Sullivan	RHP	Reds
1987	Bill Spiers	SS	Brewers
1995	David Miller	1B	Indians
1996	Kris Benson	RHP	Pirates
	Billy Koch	RHP	Blue Jays
1997	Matthew LeCroy	C	Twins
1999	Mike Paradis	RHP	Orioles
2002	Khalil Greene	SS	Padres
2004	Tyler Lumsden	LHP	White Sox
2006	Tyler Colvin	OF	Cubs
2007	Daniel Moskos	LHP	Pirates

Highest Draft Picks

Year	Player	Pos.	Pick	Team
1996	Kris Benson	RHP	1	Pirates
1996	Billy Koch	RHP	4	Blue Jays
2007	Daniel Moskos	LHP	4	Pirates
1987	Bill Spiers	SS	13	Brewers
1999	Mike Paradis	RHP	13	Orioles
2002	Khalil Greene	SS	13	Padres
2006	Tyler Colvin	OF	13	Cubs
1979	Mike Sullivan	RHP	22	Reds
1995	David Miller	1B	23	Indians

Note: Major League players in **bold**.

1998	Matt Padgett, OF	5	Florida Marlins
	Matt White, P	15	Cleveland Indians
	Scott Clackum, P	FA	Florida Marlins
1999	Mike Paradis, P	1	Baltimore Orioles
	Chris Heck, P	5	San Diego Padres
	Brian Adams, P	*11	San Diego Padres
	Doug Roper, SS/P	26	Toronto Blue Jays
	Ryan Mottl, P	*27	Texas Rangers
	Kurt Bultmann, 2B	34	Pittsburgh Pirates
2000	Patrick Boyd, OF	*4	Pittsburgh Pirates
	Ryan Mottl, P	6	Cincinnati Reds
	Scott Berner, P	18	Colorado Rockies
	Mike Calitri, INF	FA	Cincinnati Reds
	Justin Lombardi, P	FA	Florida Marlins
	Henri Stanley, OF	FA	Houston Astros
	Justin Singleton, OF/INF	FA	Toronto Blue Jays
2001	Josh Cram, P	4	San Francisco Giants
	Patrick Boyd, OF	7	Texas Rangers
	Khalil Greene, SS	*14	Chicago Cubs
	Steve Reba, P	*16	Oakland Athletics
	Nick Glaser, P	FA	Philadelphia Phillies
	Ryan Riley, 2B	FA	Tampa Bay Rays
2002	Khalil Greene, SS	1	San Diego Padres
	Michael Johnson, 1B	2	San Diego Padres

Three days after being the #13 overall pick of the 2006 draft, Tyler Colvin hit a walkoff grand slam to beat Oral Roberts in the Clemson Super Regional.

	Jeff Baker, 3B	4	Colorado Rockies
	B.J. LaMura, P	5	Chicago White Sox
	Matt Henrie, P	7	Arizona Diamondbacks
	Jarrod Schmidt, OF	21	Cincinnati Reds
	Steve Reba, P	24	Colorado Rockies
	Ryan Childs, P	33	Baltimore Orioles
	Thomas Boozer, P	FA	Independent League
2003	Steven Jackson, P	*32	Cleveland Indians
	Kyle Frank, OF	FA	New York Yankees
	Paul Harrelson, P	FA	Colorado Rockies
	Steve Pyzik, C	FA	Atlanta Braves
	David Slevin, 2B	FA	New York Yankees
2004	Tyler Lumsden, P	*1	Chicago White Sox
	Collin Mahoney, P/C	4	Detroit Tigers
	Lou Santangelo, C	4	Houston Astros
	Brad McCann, 3B	6	Florida Marlins
	Steven Jackson, P	10	Arizona Diamondbacks
	Patrick Hogan, P	14	Florida Marlins
	Garrick Evans, OF	*25	Kansas City Royals
	Zane Green, OF	44	Chicago Cubs
	Tony Sipp, OF/P	45	Cleveland Indians
	Russell Triplett, SS	FA	New York Mets
2005	Kris Harvey, DH/P	2	Florida Marlins
	Robert Rohrbaugh, P	7	Seattle Mariners
	Jeff Hahn, P	35	Detroit Tigers
	Adrian Casanova, C	*44	Detroit Tigers
	Drew Fiorenza, P	*45	Cleveland Indians


2006	Tyler Colvin, OF	1	Chicago Cubs
	Jason Berken, P	6	Baltimore Orioles
	Josh Cribb, P	8	Kansas City Royals
	Steve Richard, P	8	Seattle Mariners
	Andy D'Alessio, 1B	*10	Los Angeles Dodgers
	Stephen Faris, P	12	San Diego Padres
	Drew Fiorenza, P	15	Seattle Mariners
	Herman Demmink, 3B	28	Philadelphia Phillies
	Marquez Smith, INF	*35	Chicago Cubs
	Adrian Casanova, C	40	Detroit Tigers
2007	Daniel Moskos, P	1	Pittsburgh Pirates
	David Kopp, P	2	Saint Louis Cardinals
	Brad Chalk, OF	2	San Diego Padres
	Alan Farina, P	3	Toronto Blue Jays
	Stephen Clyne, P	3	New York Mets
	Marquez Smith, INF	8	Chicago Cubs
	Taylor Harbin, 2B/SS	8	Arizona Diamondbacks
	Doug Hogan, C	*16	Cleveland Indians
	Andy D'Alessio, 1B	19	San Francisco Giants
	P.J. Zocchi, P	36	Cleveland Indians
	Stan Widmann, SS	*39	Oakland Athletics
2008	D.J. Mitchell, P/OF	10	New York Yankees
	Doug Hogan, C	18	Texas Rangers
	Ryan Hinson, P	*31	Pittsburgh Pirates

* - did not sign; \$ - secondary phase; # - drafted in January; ^ - supplemental pick between first and second rounds; Note: No draft prior to 1965; Major League players in **bold**.

Khalil Greene (left), Jeff Baker (center), and Michael Johnson (right) were all selected in the first four rounds of the 2002 draft.



Jeff Baker
OF/INF • Rockies
Majors • Denver, CO
Clemson (2000-02)



Kris Benson
RHP • Phillies
AAA • Allentown, PA
Clemson (1994-96)



Jason Berken
RHP • Orioles
AA • Bowie, MD
Clemson (2003,04,06)



Adrian Casanova
C • Tigers
AAA • Toledo, OH
Clemson (2005,06)



Brad Chalk
OF • Padres
A • Fort Wayne, IN
Clemson (2005-07)



Stephen Clyne
RHP • Mets
High A • Saint Lucie, FL
Clemson (2005-07)



Tyler Colvin
OF • Cubs
AA • Kodak, TN
Clemson (2004-06)



Andy D'Alessio
1B • Giants
High A • San Jose, CA
Clemson (2004-07)



Herman Demmink
3B • Phillies
High A • Clearwater, FL
Clemson (2003-06)



Alan Farina
RHP • Blue Jays
A • Lansing, MI
Clemson (2007)



Stephen Faris
RHP • Padres
AA • San Antonio, TX
Clemson (2004-06)



Khalil Greene
SS • Padres
Majors • San Diego, CA
Clemson (1999-02)




Taylor Harbin
INF • Diamondbacks
Low A • South Bend, IN
Clemson (2005-07)



Kris Harvey
OF • Marlins
A • Greensboro, NC
Clemson (2003-05)



Doug Hogan
C • Indians
SS • Spokane, WA
Clemson (2005-08)



Steven Jackson
RHP • Yankees
AAA • Moosic, PA
Clemson (2001-04)



David Kopp
RHP • Cardinals
High A • Palm Beach, FL
Clemson (2005-07)



B.J. LaMura
RHP • Dodgers
AAA • Las Vegas, NV
Clemson (2000-02)



Matthew LeCroy
C/1B • Independent
Lancaster, PA
Clemson (1995-97)



Tyler Lumsden
LHP • Royals
AAA • Omaha, NE
Clemson (2002-04)



Kevin Lynn
RHP • Devil Rays
AAA • Durham, NC
Clemson (2000,01)



Daniel Moskos
LHP • Pirates
High A • Lynchburg, VA
Clemson (2005-07)



Matt Padgett
OF • Independent
York, PA
Clemson (1996-98)



Steve Richard
RHP • Mariners
A • Adelanto, CA
Clemson (2006)



Robert Rohrbaugh
LHP • Mariners
AAA • Tacoma, WA
Clemson (2003-05)



Lou Santangelo
C • Astros
AAA • Round Rock, TX
Clemson (2004)



Tony Sipp
LHP • Indians
AA • Akron, OH
Clemson (2004)



Marquez Smith
3B • Cubs
High A • Daytona Beach, FL
Clemson (2000-08)



Travis Storrer
OF • Independent
Chillicothe, OH
Clemson (2004-06)



P.J. Zocchi
RHP • Indians
SS • Niles, OH
Clemson (2004-07)

Tiger History & Records

Clemson played its home games on Bowman Field in front of Tillman Hall during its first 19 seasons through 1915. It was also the venue during John Heisman's tenure as head coach (1901-03).



Batting Records

Games

Season:	*75 Seth Brizek, 1994
	*75 Mike Hampton, 1994
	*75 Shane Monahan, 1994
Career:	272 Khalil Greene, 1999-02

At-Bats

Game:	*9 Tony Masone at N.C. State, Apr. 6, 1979
	*9 Bert Heffernan vs. Fordham, May 26, 1988 (19 innings)
Season:	*330 Shane Monahan, 1994
Career:	*1,069 Khalil Greene, 1999-02

Hits

Inning:	*3 Robert Bonnette at N.C. State (9th), Apr. 6, 1979
Game:	6 Joey Taylor vs. South Carolina, May 8, 1962
	6 Neil Simons vs. Georgia, Feb. 27, 1980
	6 Greg Guin at Georgia, Apr. 8, 1981
	6 Bob Paulling vs. Georgia Tech, Apr. 17, 1983
	6 Bert Heffernan vs. Auburn, Mar. 25, 1987
	6 Jerry Brooks vs. Charlotte, Feb. 24, 1988
	6 Chad Phillips vs. Maryland, Mar. 15, 1992
	6 Brad McCann vs. College of Charleston, May 12, 2004
Consecutive:	9 Bob Paulling vs. Georgia Tech (6) & Virginia (3), Apr. 17, 20, 1983
Hitting Streak:	*41 Rusty Adkins, 1965-66
Season:	*137 Shane Monahan, 1994
Career:	*403 Khalil Greene, 1999-02

Doubles

Game:	3 Joey Taylor vs. South Carolina, May 8, 1962
	3 Pat Fitzsimmons vs. Wake Forest, Apr. 26, 1975
	3 Dave Caldwell vs. Arizona State, Jun. 10, 1977
	3 Tim Teufel vs. Western Carolina, Feb. 28, 1980
	3 Bert Heffernan vs. Auburn, Mar. 25, 1987
	3 Mike Couture at Coastal Carolina, Feb. 18, 1989
	3 Mike Lockhart vs. Davidson, Apr. 3, 1989
	3 Khalil Greene at Arkansas, May 29, 1999
	3 Khalil Greene at North Carolina, Apr. 1, 2000
	3 Russell Triplett at Old Dominion, Mar. 20, 2001
	3 Khalil Greene vs. South Carolina, Mar. 3, 2002
	3 Tyler Colvin vs. Florida State, May 3, 2004
	3 Tyler Colvin at N.C. State, Apr. 24, 2005
	3 Taylor Harbin vs. Miami (FL), May 21, 2005
	3 Marquez Smith vs. Florida State, May 12, 2006
Season:	33 Khalil Greene, 2002
Career:	*^95 Khalil Greene, 1999-02

Triples

Game:	*2 by many
Season:	11 Bill Spiers, 1987
Career:	21 Shane Monahan, 1993-95

Home Runs

Inning:	*2 Brooks Shumake vs. Maryland, Apr. 15, 1982 (1st)
	*2 Chuck Baldwin vs. Maryland, Mar. 27, 1986 (1st)
	*2 Kyle Frank at Maryland, Apr. 20, 2003 (2nd)
	*2 Wilson Boyd vs. Mercer, Feb. 24, 2008 (3rd)
Game:	3 Ray Mathews vs. Furman, May 1, 1950
	3 Bill Barnett vs. Furman, Apr. 22, 1953 (14 innings)
	3 Jack McCall vs. Georgia Tech, Apr. 14, 1964
	3 Denny Walling at Wake Forest, Apr. 19, 1975

3	Neil Simons at N.C. State, Apr. 7, 1979
3	Bob Paulling at Georgia, Apr. 6, 1983
3	Steve Baucum at Charlotte, Mar. 31, 1987
3	Chuck Baldwin at Maryland, May 5, 1987
3	Shane Monahan at N.C. State, Apr. 11, 1993
3	Jeff Baker vs. Winthrop, Apr. 3, 2002
3	Taylor Harbin at N.C. State, Apr. 23, 2005
3	Kyle Parker at Wake Forest, Mar. 9, 2008 ⁽²⁾
27	Khalil Greene, 2002
59	Jeff Baker, 2000-02
59	Andy D'Alessio, 2004-07

Extra Base Hits

Game:	5 Joey Taylor vs. South Carolina, May 8, 1962 (3 doubles, 2 home runs)
Season:	61 Khalil Greene, 2002 (33 doubles, 1 triple, 27 home runs)
Career:	154 Khalil Greene, 1999-02 (95 doubles, 7 triples, 52 home runs)

RBIs

Game:	10 Ray Mathews vs. Furman, May 1, 1950
	10 Neil Simons at N.C. State, Apr. 6, 1979
	10 Jerry Brooks vs. Charlotte, Feb. 24, 1988
Season:	91 Khalil Greene, 2002
Career:	276 Khalil Greene, 1999-02

Batting Average

Season:	.485 Dude Buchanan, 1941 (33 H, 68 AB) (min. 50 AB)
	.470 Khalil Greene, 2002 (134 H, 285 AB) (min. 100 AB)
	.470 Khalil Greene, 2002 (134 H, 285 AB) (min. 150 AB)
Career:	.421 Denny Walling, 1975 (59 H, 140 AB) (min. 100 AB)
	.402 Dude Buchanan, 1939-41 (74 H, 184 AB) (min. 150 AB)
	.394 Shane Monahan, 1993-95 (337 H, 856 AB) (min. 500 AB)
	.394 Shane Monahan, 1993-95 (337 H, 856 AB) (min. 700 AB)

Slugging Percentage

Season:	.877 Khalil Greene, 2002 (250 TB, 285 AB) (min. 50 AB, 100 AB, & 150 AB)
Career:	.807 Denny Walling, 1975 (113 TB, 140 AB) (min. 100 AB)
	.668 Tim Teufel, 1979-80 (244 TB, 365 AB) (min. 300 AB)
	.636 Michael Johnson, 2000-03 (509 TB, 800 AB) (min. 500 AB)

Total Bases

Game:	16 Taylor Harbin at N.C. State, Apr. 23, 2005 (1 1B, 1 3B, 3 HR)
Season:	*250 Khalil Greene, 2002 (73 1B, 33 2B, 1 3B, 27 HR)
Career:	668 Khalil Greene, 1999-02 (249 1B, 95 2B, 7 3B, 52 HR)

Kyle Parker became the 12th Tiger to hit three homers in a game when he did so at Wake Forest in the second game of a doubleheader on March 9, 2008.

Runs Scored

Game:	*7 Dave Buffamoyer at N.C. State, Apr. 6, 1979
Season:	97 Shane Monahan, 1994
Career:	285 Bert Heffernan, 1982-85

Stolen Bases

Game:	5 Fred Knoebel vs. Furman, Apr. 26, 1950
	*5 Mike Couture vs. N.C. State, May 6, 1989
Season:	47 Henry Threadgill, 1989 (54 attempts)
	47 Kevin Northrup, 1992 (55 attempts)
Career:	85 Henry Threadgill, 1986-89 (102 attempts)
	85 Mike Couture, 1987-90 (107 attempts)

Sacrifice Bunts

Game:	2 by many
Season:	21 Brad Chalk, 2006
Career:	40 Brad Chalk, 2005-07

Sacrifice Flies

Game:	2 by many
Season:	11 Keith Williams, 1993
Career:	*20 Matthew LeCroy, 1995-97
	*20 Khalil Greene, 1999-02

Hit-By-Pitch

Game:	3 Khalil Greene vs. New York Tech, Mar. 30, 2001
Season:	21 Khalil Greene, 2001
Career:	58 Khalil Greene, 1999-02

Walks

Game:	5 by many
Season:	64 Jason Harris, 1999
	64 Henri Stanley, 1999
Career:	207 Bert Heffernan, 1985-88

Walks Per At Bat

Season:	1/2.93 Brian Ellis, 1998
Career:	1/3.37 Chris Epps, 2008

* - ACC record; ^ - NCAA record

Tyler Colvin (left) and Marquez Smith (right) are two of 12 Tigers to hit three doubles in one game.

Hitting Streaks

Rk	Player	HS	Avg	AB	R	H	RBI	Streak Start	Streak End
1.	Rusty Adkins	41	.438	169	49	74	28	4-10-1965	to 5-17-1966
2.	Brian Kowitz	37	.430	142	45	61	43	5-27-1989	to 4-10-1990
3.	Khalil Greene	34	.519	135	48	70	48	4-16-2002	to 6-14-2002
4.	Tyler Colvin	26	.435	115	27	50	36	4-22-2006	to 6-16-2006
5.	Chuck Baldwin	24	.436	101	31	44	30	4-17-1987	to 5-21-1987
	Doug Hogan	24	.394	99	14	39	25	5-11-2007	to 3-8-2008
7.	Mike Milchin	22	.371	89	14	33	19	4-17-1988	to 5-26-1988
	Tim Rigsby	22	.380	97	26	37	27	4-11-1990	to 5-19-1990
	Shane Monahan	22	.534	88	35	47	31	5-28-1994	to 3-19-1995
	Jerome Robinson	22	.425	80	17	34	23	3-8-1996	to 4-7-1996
	Matthew LeCroy	22	.420	81	19	34	26	5-25-1996	to 3-8-1997
	David Slevin	22	.371	97	16	36	20	4-20-2003	to 5-31-2003
	Brad McCann	22	.410	100	17	41	21	4-25-2003	to 2-28-2004
14.	Jeff Miller	21	.353	85	21	30	19	5-9-1991	to 2-29-1992
15.	Jerry Brooks	20	.341	82	22	28	20	3-24-1988	to 5-19-1988
	Khalil Greene	20	.458	83	20	38	25	4-21-2000	to 5-26-2000
	Michael Johnson	20	.436	78	23	34	34	3-1-2002	to 3-30-2002

Games	
Season:	33 Scott Winchester, 1995
	33 Nick Glaser, 2000
	33 Daniel Moskos, 2006
Career:	98 Matt Additon, 1997-00

Starts	
Season:	19 Brian Barnes, 1988
	19 Brian Barnes, 1989
	19 Jason Dawsey, 1995
	19 Kris Benson, 1996
	19 Ryan Mottl, 2000
	19 Steve Reba, 2002
Career:	68 Ryan Mottl, 1997-00

Complete Games	
Season:	11 Chuck Porter, 1976
Career:	26 Rusty Gerhardt, 1969-72

Shutouts	
Season:	*4 Ron Musselman, 1976
	*4 Kris Benson, 1996
Career:	6 Ron Musselman, 1976,77

Wins	
Season:	*16 Brian Barnes, 1989
Consecutive:	15 Kris Benson, 1995,96
	12 Chuck Porter, 1976
	12 Ron Musselman, 1977
	12 Jason Angel, 1991
Career:	*44 Brian Barnes, 1986-89

Winning Percentage	
Season:	1.000 Chuck Porter, 1976 (12-0)
Career:	.944 Mike Kimbrell, 1988-91 (17-1)

Innings Pitched	
Game:	*16.0 Chuck Porter vs. Virginia, Apr. 19, 1974
Season:	156.0 Kris Benson, 1996
Career:	*475.1 Brian Barnes, 1986-89

ERA	
Season:	0.79 Billy O'Dell, 1954 (8 ER, 91.1 IP)
Career:	1.51 Billy O'Dell, 1952-54 (37 ER, 219.2 IP) (min. 100 IP)

Strikeouts	
Game:	21 Billy O'Dell vs. South Carolina, Apr. 4, 1952
	20 Joe Hazle at The Citadel, Apr. 18, 1947



Billy O'Dell pitched a no-hitter against South Carolina on May 8, 1953.

Season:	18 Billy O'Dell vs. Furman, Apr. 23, 1952
	18 Brian Barnes vs. Appalachian State, Mar. 6, 1988
	18 Brian Barnes vs. Old Dominion, Mar. 7, 1989
	17 Harold Stowe vs. Florida, Jun. 9, 1958
	17 Damon Vincent vs. Wake Forest, May 14, 1962
	17 Brian Barnes vs. South Carolina, Mar. 31, 1989
	17 Brian Barnes vs. Wake Forest, Mar. 19, 1989
	17 Kris Benson vs. Virginia Tech, Mar. 10, 1996
Season:	*208 Brian Barnes, 1989
Career:	*513 Brian Barnes, 1986-89

No-Hitters

Date	Player(s)	Opponent	Score
4-15-1913	Doc Ezell	Erskine	5-0
4-29-1916	Elmer Long	Virginia Military	2-0
4-17-1924	Lefty Smith	South Carolina	6-0
3-29-1946	Joe Landrum	Erskine	6-0
5-8-1953	Billy O'Dell	South Carolina	2-0
5-6-1967	Nelson Gibson Charlie Watson	Georgia Tech	3-0
4-17-1971	Dave Van Volkenburg	# Florida State	11-0
3-16-1973	Lindsay Graham	^ Maryland	3-0
4-17-1976	Ron Musselman	Virginia	9-0
3-17-1977	Brian Snyder	North Carolina-Wilmington	8-0
3-10-1980	Mike Brown	*# North Carolina-Wilmington	2-0
3-5-1982	Jeff Gilbert	Western Carolina	5-0
3-6-1984	Scott Parrish	# The Citadel	6-0

Strikeouts Per Nine Innings Pitched

Game:	21.0 Billy O'Dell vs. South Carolina, Apr. 4, 1952
Season:	13.4 Billy O'Dell, 1953 (108 K, 72.1 IP) (min. 50 IP)
Career:	12.3 Billy O'Dell, 1952-54 (300 K, 219.2 IP) (min. 100 IP)

Strikeout-to-Walk Ratio

Season:	7.56 Kris Benson, 1996 (204 K, 27 BB)
Career:	4.51 Kris Benson, 1994-96 (356 K, 79 BB)

Fewest Hits Per Nine Innings Pitched

Season:	3.11 Billy O'Dell, 1953 (25 H, 72.1 IP)
Career:	5.29 Billy O'Dell, 1952-54 (129 H, 219.2 IP)

Fewest Walks Per Nine Innings Pitched

Season:	1.17 Phillip Lowery, 1987 (7 BB, 53.2 IP)
Career:	1.71 Phillip Lowery, 1986-88 (32 BB, 168.2 IP)

Saves

Season:	15 Nick Glaser, 2000
Career:	34 Scott Winchester, 1993-95

Batters Faced

Season:	606 Kris Benson, 1996
Career:	2,052 Brian Barnes, 1986-89

* - ACC record




The trio of Kris Benson (far right), Billy Koch (far left), and Ken Vining (middle left) formed one of the most dominant rotations in college baseball history under the tutelage of Pitching Coach John Pawlowski, who is in his first season as head coach at Auburn in 2009.

C Yearly Batting & Fielding Stats

Year	W-L-T	G	AB	R	H	2B	3B	HR	TB	RBI	SH	SF	HP	SB	BB	SO	BA	Slg%	PO	A	E	DP	FLD%
1939	10-7	17	539	85	140	20	7	8	198	52	---	---	---	18	---	---	.259	.367	445	185	45	9	.933
1940	11-2-2	15	499	141	139	14	13	5	194	---	---	---	---	16	---	---	.279	.389	401	177	56	8	.912
1941	10-6	16	598	139	173	27	8	16	264	107	---	---	---	21	---	---	.289	.441	417	180	45	11	.930
1942	8-8	16	611	130	190	21	7	9	252	---	---	---	---	31	71	62	.311	.412	439	157	63	11	.904
1943	12-3	15	512	168	168	22	11	14	254	---	---	---	---	50	---	---	.328	.496	397	165	46	8	.924
1944	----- No Team -----																						
1945	7-5	12	402	81	83	9	3	4	110	---	---	---	---	15	61	67	.206	.274	295	127	38	4	.917
1946	12-5	17	639	125	166	23	9	5	222	85	---	---	---	15	79	90	.260	.347	476	235	65	5	.916
1947	24-5	29	975	244	252	48	11	15	367	157	---	---	---	40	155	123	.258	.376	---	---	78	---	---
1948	14-12-1	27	968	148	241	33	9	20	352	114	---	---	---	51	72	144	.249	.364	---	---	79	---	---
1949	11-12	23	895	180	276	47	13	27	430	155	---	---	---	24	---	---	.308	.480	---	---	65	---	---
1950	20-11	31	1162	277	340	45	13	32	507	235	---	---	---	92	---	---	.293	.436	---	---	83	---	---
1951	16-6	22	758	177	215	33	9	15	311	116	---	---	---	75	98	60	.284	.410	---	---	57	---	---
1952	10-12	22	669	145	191	37	5	16	286	133	2	---	---	8	92	83	.286	.428	---	---	75	---	---
1953	11-6	17	583	111	153	30	6	13	234	94	10	---	---	6	15	98	.263	.401	440	161	57	5	.913
1954	14-10	24	824	155	210	23	12	25	332	130	14	---	10	38	126	121	.255	.403	624	231	66	13	.928
1955	7-11	18	627	100	176	28	6	13	255	80	5	---	8	9	75	101	.281	.407	464	189	66	10	.908
1956	4-14	18	625	104	152	13	8	19	238	93	11	---	---	8	---	---	.243	.381	478	178	68	7	.897
1957	6-12	18	602	70	131	15	5	5	173	57	3	1	---	5	68	109	.216	.287	465	183	48	---	.931
1958	22-8	30	1057	211	289	47	10	13	395	181	18	12	---	18	133	170	.273	.374	795	313	71	18	.940
1959	24-8	32	1107	223	302	38	22	17	435	184	12	15	12	45	191	173	.273	.393	860	308	70	21	.940
1960	11-10-1	22	786	152	228	32	15	20	350	132	6	11	14	23	111	107	.290	.445	583	262	55	28	.939
1961	12-11	23	793	182	230	40	8	16	334	161	4	14	17	11	154	154	.290	.421	577	245	50	17	.943
1962	17-8	25	905	215	282	42	7	49	458	182	6	7	8	21	130	141	.313	.508	645	321	43	29	.957
1963	15-11	26	953	185	269	34	14	22	397	160	8	9	8	27	140	143	.282	.417	694	271	57	29	.944
1964	13-13	26	903	174	251	34	15	26	393	151	6	11	15	13	126	170	.278	.435	692	306	48	12	.954
1965	18-10-2	30	1028	190	298	51	16	26	459	166	8	15	9	24	122	166	.289	.446	771	295	62	22	.945
1966	20-7-2	29	1048	264	336	49	18	35	526	230	2	15	13	36	159	169	.321	.502	764	309	47	30	.958
1967	29-9	38	1269	206	335	55	17	20	484	178	7	14	14	42	168	224	.264	.381	1005	387	55	35	.962
1968	27-14	41	1243	189	291	39	15	21	423	158	7	8	24	24	169	255	.234	.340	976	433	76	33	.949
1969	27-17-2	46	1495	332	427	60	25	43	666	275	8	17	11	44	256	277	.286	.455	1104	428	90	43	.945
1970	32-16	48	1447	243	364	54	31	21	543	197	22	16	28	47	214	251	.252	.371	1145	456	81	29	.952
1971	27-14	41	1357	199	343	52	20	18	489	168	11	11	15	30	201	275	.253	.360	1068	399	84	21	.946
1972	19-14	33	1079	161	282	42	14	17	403	140	15	5	21	19	141	214	.261	.374	827	346	55	20	.955
1973	24-16	40	1254	200	325	46	14	29	486	180	12	11	15	20	160	175	.259	.388	987	397	68	31	.953
1974	23-15	38	1355	254	393	72	16	26	575	228	10	18	18	31	203	163	.290	.424	1018	480	87	45	.945
1975	33-10	43	1422	306	405	75	14	32	604	257	6	21	16	88	226	209	.285	.425	1095	417	61	32	.961
1976	36-15	51	1802	327	496	79	28	39	748	288	16	27	32	50	267	240	.275	.415	1394	602	68	68	.967
1977	42-10	52	1776	403	548	99	22	43	820	345	20	24	15	75	307	222	.309	.462	1340	583	66	60	.967
1978	39-14	53	1699	378	504	93	23	43	772	320	29	12	10	143	294	217	.297	.454	1300	561	84	30	.957
1979	40-15	55	1906	457	586	104	20	82	976	412	20	22	11	102	293	233	.307	.512	1415	552	104	31	.950
1980	38-21	59	1996	384	581	104	19	46	861	348	13	17	23	117	287	196	.291	.431	1540	688	106	49	.955
1981	34-24	58	2098	405	601	129	18	57	937	365	11	28	12	73	290	325	.287	.447	1550	701	107	48	.955
1982	37-22	59	2133	482	637	129	18	64	994	415	5	22	16	103	334	302	.299	.466	1559	730	101	54	.958
1983	30-20-1	51	1756	331	505	88	14	44	753	294	11	17	17	92	243	294	.288	.429	1320	613	85	53	.958
1984	38-17	55	1856	384	539	86	20	48	809	342	15	26	21	78	297	331	.290	.436	1425	673	90	61	.959
1985	36-30-1	67	2333	469	719	131	25	77	1131	418	15	39	45	114	298	369	.308	.485	1704	777	135	60	.948
1986	42-21	63	2384	550	771	146	39	80	1235	490	4	32	19	129	323	301	.323	.518	1696	780	113	70	.956
1987	54-14-1	69	2408	580	770	140	33	66	1174	516	6	38	29	123	318	337	.320	.488	1769	787	96	74	.964
1988	54-14	68	2398	564	757	160	24	82	1208	477	3	37	41	188	304	325	.316	.504	1795	742	98	65	.963
1989	50-20	70	2406	503	679	143	26	57	1046	453	14	38	41	163	397	446	.282	.435	1875	702	109	59	.959
1990	43-23	66	2287	524	696	120	27	75	1095	459	16	37	42	119	310	379	.304	.479	1709	697	99	46	.960
1991	60-10	70	2562	698	874	189	33	111	1462	622	23	46	40	94	382	455	.341	.571	1847	790	117	61	.958
1992	50-14	64	2240	481	687	135	27	35	981	411	27	27	38	131	303	307	.307	.438	1701	717	89	56	.964
1993	45-20	65	2302	482	719	143	29	54	1082	419	20	41	49	71	258	355	.312	.470	1723	713	113	58	.956
1994	57-18	75	2639	514	774	145	27	48	1117	441	28	40	67	115	386	394	.293	.423	2067	818	117	60	.961
1995	54-14	68	2419	570	767	143	31	75	1197	481	35	31	57	88	344	405	.317	.495	1830	751	96	81	.964
1996	51-17	68	2320	473	682	145	17	64	1050	427	36	37	54	63	364	452	.294	.453	1847	748	95	51	.965
1997	41-23	64	2310	565	725	141	11	95	1173	509	18	28	59	51	369	426	.314	.508	1705	697	100	56	.960
1998	43-16	59	2102	529	686	133	16	64	1043	473	36	30	36	82	388	407	.326	.496	1589	703	83	41	.965
1999	42-27	69	2436	612	746	169	11	72	1153	550	36	31	47	121	463	507	.306	.473	1843	778	100	75	.963
2000	51-18	69	2387	516	725	141	28	37	1033	458	47	26	65	112	319	432	.304	.433	1852	801	86	62	.969
2001	41-22	63	2276	486	694	138	11	85	1109	439	38	28	69	97	239	379	.305	.487	1691	719	79	55	.968
2002	54-17	71	2535	581	821	157	18	112	1350	522	26	23	67	91	322	447	.324	.533	1907	826	82	78	.971
2003	39-22	61	2178	408	672	122	5	54	966	375	26	24	43	35	243	411	.309						

Year	W-L	Saves	CG	SHO	IP	H	H/9 IP	R	ER	ERA	SO	SO/9 IP	BB	SO/BB
1953	11-6	---	7	3	149.0	93	5.62	79	39	2.36	159	9.60	77	2.06
1954	14-10	---	14	3	207.0	183	7.96	112	67	2.91	178	7.96	83	2.14
1955	7-11	---	9	0	160.0	---	---	---	---	---	113	6.62	75	1.51
1956	4-14	---	8	0	163.0	182	10.05	94	94	5.20	97	5.36	113	0.86
1957	6-12	---	9	1	155.0	157	9.12	91	75	4.35	91	5.28	58	1.57
1958	22-8	---	13	0	265.0	255	8.66	146	109	3.69	223	7.57	130	1.72
1959	24-8	---	9	3	286.2	195	6.12	111	76	2.39	276	8.67	122	2.26
1960	11-10-1	---	4	2	194.0	196	9.14	118	85	3.94	116	5.38	84	1.38
1961	12-11	---	10	1	192.1	187	8.76	134	100	4.68	129	6.04	126	1.02
1962	17-8	---	10	1	215.0	220	9.21	143	111	4.65	140	5.86	123	1.14
1963	15-9	---	5	0	231.1	226	8.79	161	113	4.40	181	7.04	138	1.31
1964	13-13	---	11	1	230.2	222	8.66	144	98	3.82	159	6.20	109	1.46
1965	18-10-2	---	11	4	257.0	220	7.70	125	88	3.08	238	8.33	131	1.82
1966	20-7-2	---	5	2	254.2	216	7.63	142	107	3.78	203	7.17	157	1.29
1967	29-9	---	8	7	335.0	244	6.56	103	78	2.16	268	7.20	135	1.99
1968	27-14	---	15	6	325.1	258	6.34	140	89	2.46	238	6.58	131	1.82
1969	27-12-2	---	14	2	368.0	332	8.12	232	176	4.30	293	7.17	227	1.29
1970	36-12	---	17	5	381.2	297	7.00	161	120	2.83	288	6.79	197	1.46
1971	27-14	---	12	4	356.0	295	7.46	154	117	2.96	307	7.76	142	2.16
1972	19-14	---	12	8	275.2	230	7.51	114	89	2.91	184	6.00	126	1.46
1973	24-16	8	8	6	329.0	262	7.17	167	126	3.45	242	6.62	168	1.44
1974	23-15	4	12	5	339.1	293	7.77	156	111	2.94	183	4.85	166	1.10
1975	33-10	13	14	4	365.0	277	6.83	133	100	2.47	253	6.24	183	1.38
1976	36-15	9	27	7	464.2	401	7.77	213	163	3.16	303	5.87	177	1.71
1977	42-10	13	19	11	446.2	409	8.24	209	166	3.34	309	6.23	210	1.47
1978	39-14	10	20	5	433.1	405	8.41	215	166	3.45	307	6.38	166	1.85
1979	40-15	10	14	5	471.2	437	8.34	255	184	3.51	353	6.74	203	1.74
1980	38-21	12	15	9	513.1	442	7.75	254	197	3.45	340	5.96	219	1.55
1981	34-24	9	15	4	516.2	537	9.35	328	265	4.62	255	4.44	237	1.08
1982	37-22	10	16	5	519.2	530	9.18	281	220	3.81	284	4.92	219	1.30
1983	30-20-1	11	4	5	440.0	387	7.92	223	170	3.48	251	5.13	221	1.14
1984	38-17	9	14	6	475.0	418	7.92	209	158	2.99	289	5.48	192	1.51
1985	36-30-1	10	18	4	567.2	639	10.13	426	329	5.18	337	5.34	317	1.06
1986	42-21	12	6	1	565.1	568	9.04	374	300	4.78	299	4.76	317	0.94
1987	54-14-1	16	17	6	589.2	570	8.67	315	248	3.79	399	6.09	290	1.38
1988	54-14	19	12	3	598.1	545	8.20	307	246	3.70	489	7.36	261	1.87
1989	50-20	17	12	6	625.0	531	7.65	293	224	3.22	626	9.01	297	2.11
1990	43-23	10	11	4	569.0	537	8.49	320	260	4.11	480	7.59	267	1.80
1991	60-10	12	9	4	615.2	577	8.43	313	251	3.67	480	7.01	262	1.83
1992	50-14	14	6	8	567.1	484	7.68	222	180	2.86	463	7.34	221	2.10
1993	45-20	15	4	1	574.1	603	9.45	332	265	4.15	450	7.05	223	2.02
1994	57-18	18	3	3	689.0	649	8.48	346	265	3.46	626	8.18	249	2.51
1995	54-14	17	4	8	610.0	504	7.43	287	219	3.23	591	8.72	242	2.44
1996	51-17	10	12	10	615.2	494	7.22	254	207	3.03	663	9.69	210	3.16
1997	41-23	12	5	1	568.1	701	11.10	475	401	6.35	474	7.51	295	1.61
1998	43-16	12	2	3	531.0	501	8.49	302	252	4.27	465	7.88	222	2.09
1999	42-27	9	1	1	614.1	726	10.64	480	397	5.82	538	7.88	318	1.69
2000	51-18	21	3	6	617.1	618	9.01	323	274	3.99	438	6.39	257	1.70
2001	41-22	10	3	5	563.2	584	9.34	319	259	4.14	482	7.71	212	2.27
2002	54-17	26	1	4	635.2	652	9.23	350	296	4.19	520	7.36	236	2.20
2003	39-22	11	1	5	542.0	567	9.42	325	255	4.23	410	6.81	210	1.95
2004	39-26	15	1	3	580.1	592	9.18	330	283	4.39	525	8.14	221	2.38
2005	43-23	9	6	4	587.2	608	9.31	298	257	3.94	500	7.66	223	2.24
2006	53-16	17	2	6	615.0	558	8.17	277	223	3.26	550	8.05	211	2.61
2007	41-23	12	1	4	572.1	575	9.04	292	237	3.73	525	8.26	229	2.29
2008	31-27-1	12	2	2	518.1	593	10.30	341	274	4.76	441	7.66	178	2.48

Note: **Bolded** figures denote Clemson single-season high.



The 1967 team holds the Tiger record for lowest ERA (2.16) in a season.

Team Records

Batting

At-Bats

Inning:	*22	vs. N.C. State, Apr. 6, 1979 (9th)
Game:	*73	vs. Fordham, May 26, 1988 (19 innings)
Both Teams:	135	vs. Fordham, May 26, 1988 (Clemson 70, Fordham 65) (19 innings)
	125	vs. Georgia Southern, Apr. 21, 1996 (Georgia Southern 64, Clemson 61) (18 innings)
Season:	*2,639	1994

Hits

Inning:	12	at N.C. State, Apr. 6, 1979 (9th)
	12	vs. Maryland, Mar. 21, 1998 (3rd)
Game:	29	vs. Auburn, May 8, 1982
Both Teams:	48	vs. Auburn, May 8, 1982 (Clemson 29, Auburn 19)
Season:	*874	1991

Doubles

Game:	10	vs. Coastal Carolina, Feb. 18, 1989
Both Teams:	12	vs. Auburn, May 8, 1982 (Clemson 7, Auburn 5)
Season:	*189	1991

Triples

Game:	*5	vs. Duke, Apr. 6, 1986
Both Teams:	*7	vs. Howard, Apr. 8, 1978 (Clemson 4, Howard 3)
Season:	*39	1986

Home Runs

Inning:	*5	vs. South Carolina, May 8, 1962 (6th)
Game:	8	vs. South Carolina, May 8, 1962
Both Teams:	11	vs. South Carolina, May 8, 1962 (Clemson 8, South Carolina 3)
Season:	112	2002

RBIs

Game:	*37	at N.C. State, Apr. 6, 1979
Both Teams:	*52	vs. South Carolina, Apr. 23, 1997 (South Carolina 36, Clemson 16)
Season:	*622	1991

Batting Average

Game:	.522	vs. Georgia Southern, Mar. 12, 2002 (23 H, 44 AB)
Season:	.341	1991 (874 H, 2,562 AB)

Total Bases

Game:	56	vs. South Carolina, May 8, 1962 (12 1B, 6 2B, 8 HR)
Both Teams:	*94	vs. South Carolina, May 8, 1962 (22 1B, 11 2B, 2 3B, 11 HR)
Season:	*1,462	1991

Runs Scored

Inning:	*19	vs. Maryland, Mar. 21, 1998 (3rd)
Game:	*41	at N.C. State, Apr. 6, 1979
Both Teams:	*54	vs. South Carolina, Apr. 23, 1997 (South Carolina 38, Clemson 16)
Season:	*698	1991

Highest Run Margin

Game:	+32	at N.C. State, Apr. 6, 1979 (41-9)
Season:	+385	1991 (698-313)
Per Game:	+5.5	1991

The 2002 Tigers hit a school-record 112 home runs on its way to the College World Series.



Lowest Run Margin

Game:	-23	at Georgia, Apr. 4, 1939 (4-27)
Season:	-70	1956 (102-172)
Per Game:	-3.5	1956

Stolen Bases

Game:	12	vs. The Citadel, Apr. 21, 1950
Season:	*188	1988
Per Game:	*2.8	1978

Pitching

Innings Pitched

Game:	19.0	vs. Fordham, May 26, 1988
Season:	*689.0	1994

Fewest Hits Allowed

Game:	0	vs. many
Season:	93	1953
Per 9 IP:	5.62	1953 (93 H, 149.0 IP)

Fewest Runs Allowed

Game:	0	vs. many
Season:	79	1953
Per Game:	2.71	1967

Fewest Earned Runs Allowed

Game:	0	vs. many
Season:	39	1953
Per Game:	2.05	1967

Strikeouts

Game:	21	vs. South Carolina, Apr. 4, 1952
Season:	663	1996
Per 9 IP:	9.69	1996

Fewest Walks

Game:	0	vs. many
Season:	58	1957
Per 9 IP:	3.07	1996

Fielding

Errors

Game:	12	vs. Georgia, Apr. 6, 1946
Both Teams:	18	vs. Georgia, Apr. 6, 1946
Season:	135	1985

Fielding Percentage

Game:	1.000	vs. many
Season:	.972	2006 (73 errors, 2,652 chances)

Double Plays

Game:	*6	vs. New Orleans, May 21, 1989
	*6	vs. Georgia, Apr. 5, 1995
Both Teams:	8	vs. North Carolina-Wilmington, Feb. 27, 1988 (Clemson 4, North Carolina-Wilmington 4)
Season:	81	1995

Triple Plays

Game:	1	vs. many (last vs. George Mason, Feb. 26, 1995)
Season:	1	1955, 1971, 1995

Miscellaneous Single-Season Records

Games:	*75	1994
Consecutive Games Scoring a Run:	232	Apr. 24, 1984 - May 4, 1986
Wins:	*60	1991
Consecutive Wins:	*26	1977
Winning Percentage:	*85.7	1991 (60-10)
Slugging Percentage:	.571	1991 (1,462 TB, 2,562 AB)
Runners Left on Base:	*610	1999
Complete Games:	27	1976
Pitching Shutouts:	*11	1977
ERA:	2.16	1967 (78 ER, 335.0 IP)
Strikeout-to-Walk Ratio:	3.16:1	1996 (663 K, 210 BB)
Saves:	*26	2002

* - ACC record

Winning Streaks

Rk	WS	First Opponent	Score	Date	Ended By	Score	Date
1.	26	Columbus ⁽¹⁾	12-2	2-26-1977	South Carolina	1-2	3-28-1977
2.	25	Texas-Arlington	18-0	2-18-1995	South Carolina	2-4	3-28-1995
3.	21	Ohio State ⁽²⁾	4-3	2-16-1988	South Carolina	7-11	4-23-1988
4.	17	Eastern Kentucky ⁽¹⁾	7-0	2-16-1992	Maryland	9-10	3-15-1992
	17	Boston College ⁽²⁾	4-1	4-22-2006	+ Georgia Tech ⁽¹⁾	7-8	5-27-2006
6.	15	Charlotte	23-6	2-24-1988	% Brigham Young	2-9	3-15-1992
	15	Maine	7-3	2-23-1996	Duke ⁽¹⁾	4-7	3-16-1996
8.	14	Seton Hall	7-5	3-28-1989	Maryland ⁽¹⁾	4-5	4-16-1989
	14	Winthrop	5-4	3-4-2003	Western Carolina	5-9	3-25-2003
10.	13	Tennessee	6-3	5-9-1991	I Creighton	4-8	6-1-1991
	13	Auburn	7-4	2-22-2002	South Alabama	4-6	3-16-2002
	13	South Alabama	11-3	3-17-2002	N.C. State	0-3	4-6-2002

+ - Jacksonville, FL; % - Fresno, CA; ! - Omaha, NE

Batting

Games			
Rk	Player	Year	GP
1.	Seth Brizek	1994	75
	Mike Hampton	1994	75
	Shane Monahan	1994	75
4.	David Miller	1994	71
	Andy Monin	1994	71
	Khalil Greene	2002	71
	Michael Johnson	2002	71
8.	Kyle Frank	2002	70
9.	Steve Baucom	1987	69
	Mike Couture	1989	69
	Henry Threadgill	1989	69
	Eric Macrina	1991	69
	Khalil Greene	1999	69
	Jason Harris	1999	69
	Henri Stanley	1999	69
	Patrick Boyd	2000	69
	Khalil Greene	2000	69
	Casey Stone	2000	69
	Adrian Casanova	2006	69
	Tyler Colvin	2006	69
	Andy D'Alessio	2006	69
	Herman Demmink	2006	69

At-Bats

Rk	Player	Year	GP	AB
1.	Shane Monahan	1994	75	330
2.	Chuck Baldwin	1986	63	289
3.	David Miller	1994	71	288
4.	Seth Brizek	1994	75	287
	Mike Hampton	1994	75	287
6.	Khalil Greene	2002	71	285
7.	Jerry Brooks	1988	68	284
	Kyle Frank	2002	70	284
9.	Henry Threadgill	1989	69	283
10.	Tyler Colvin	2006	69	281

Hits

Rk	Player	Year	GP	Hits
1.	Shane Monahan	1994	75	137
2.	Khalil Greene	2002	71	134
3.	Mike Hampton	1994	75	109
4.	Chuck Baldwin	1986	63	107
5.	Jerry Brooks	1988	68	106
	Shane Monahan	1995	67	106
7.	Gary Burnham	1997	64	104
8.	David Miller	1995	68	103
	Casey Stone	2001	62	103
10.	Brian Kowitz	1990	66	102

Multiple-Hit Games

Rk	Player	Year	GP	MHG
1.	Shane Monahan	1994	75	46
2.	Khalil Greene	2002	71	42
3.	Chuck Baldwin	1986	63	37
4.	Mike Hampton	1994	75	34
	David Miller	1995	68	34
6.	Shane Monahan	1995	68	33
7.	Khalil Greene	1999	69	31
8.	Jerry Brooks	1988	68	30
	Mike Milchin	1988	68	30
	Brian Kowitz	1990	66	30
	Gary Burnham	1997	64	30
	Patrick Boyd	1999	62	30
	Casey Stone	2001	60	30

Singles

Rk	Player	Year	GP	1B
1.	Shane Monahan	1994	75	94
2.	Casey Stone	2000	69	82
	Casey Stone	2001	60	82
4.	Mike Hampton	1994	75	73
	Khalil Greene	2002	71	73
6.	David Miller	1994	71	72
	Eric DeMoura	1997	63	72
8.	Brian Kowitz	1990	66	71
	Brad Chalk	2006	68	71
10.	David Miller	1995	68	70
	Kyle Frank	2002	70	70

Doubles

Rk	Player	Year	GP	2B
1.	Khalil Greene	2002	71	33
2.	Kurt Bultmann	1997	60	31
3.	Taylor Harbin	2005	66	28
4.	Gary Burnham	1995	66	27
5.	Billy McMillon	1991	65	26
6.	Gary Burnham	1996	68	24
	Khalil Greene	2000	69	24
8.	Chuck Baldwin	1986	63	23
	Kevin Northrup	1992	64	23
	Shane Monahan	1994	75	23
	Gary Burnham	1997	64	23
	Kurt Bultmann	1999	68	23

Triples

Rk	Player	Year	GP	3B
1.	Bill Spiers	1987	64	11
2.	David Miller	1995	68	10
3.	Kevin Northrup	1991	67	9
	Shane Monahan	1994	75	9
5.	Don Russell	1969	46	8
	Dave Caldwell	1976	50	8
	Shawn Satterfield	1992	55	8
8.	Rusty Adkins	1967	38	7
	Shane Monahan	1993	65	7
	Ryan Riley	2000	55	7


Home Runs

Rk	Player	Year	GP	HR
1.	Khalil Greene	2002	71	27
2.	Jeff Baker	2002	68	25
	Michael Johnson	2002	71	25
	Kris Harvey	2005	65	25
5.	Eric Macrina	1991	69	24
	Matthew LeCroy	1997	64	24
7.	Jeff Baker	2001	60	23
	Andy D'Alessio	2006	69	23
9.	Jim McCollom	1985	64	21
10.	Keith Williams	1993	65	19

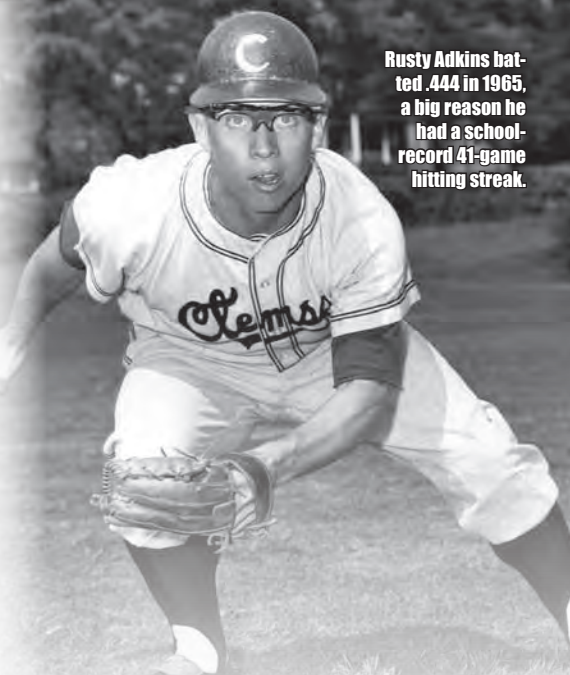
Extra Base Hits

Rk	Player	Year	GP	EBH
1.	Khalil Greene	2002	71	61
2.	Kurt Bultmann	1997	60	48
3.	Michael Johnson	2002	71	45
4.	Jim McCollom	1985	64	44
5.	Eric Macrina	1991	69	43
	Shane Monahan	1994	75	43
7.	Taylor Harbin	2005	66	42
8.	Keith Williams	1993	65	41
9.	Chuck Baldwin	1986	63	40
	Billy McMillon	1991	65	40
	Gary Burnham	1997	64	40
	Patrick Boyd	1999	62	40
	Tyler Colvin	2006	69	40

Shane Monahan totaled a Tiger-record 137 hits in 1994.



Rusty Adkins batted .444 in 1965, a big reason he had a school-record 41-game hitting streak.



RBI's

Rk	Player	Year	GP	RBI
1.	Khalil Greene	2002	71	91
2.	Jeff Baker	2002	68	87
3.	Andy D'Alessio	2006	69	85
4.	Eric Macrina	1991	69	84
5.	Gary Burnham	1997	64	82
6.	Michael Johnson	2002	71	81
7.	Jerry Brooks	1988	68	80
8.	Keith Williams	1993	65	79
	Matthew LeCroy	1997	64	79
10.	David Miller	1995	68	78

Batting Average

Rk	Player	Year	AB	Hits	Avg.
1.	Dude Buchanan	1941	68	33	.485
2.	Khalil Greene	2002	285	134	.470
3.	Homer Coker	1942	52	24	.462
	Homer Coker	1943	52	24	.462
5.	Rusty Adkins	1965	126	56	.444
6.	Johnny Jones	1962	82	36	.439
7.	Hank Sullivan	1943	63	27	.429
8.	Wyman Morris	1953	64	27	.422
9.	Denny Walling	1975	140	59	.421
10.	Shane Monahan	1994	330	137	.415

Note: Min. 50 at-bats.

Slugging Percentage

Rk	Player	Year	AB	TB	Pct.
1.	Khalil Greene	2002	285	250	.877
2.	Dude Buchanan	1941	68	55	.809
3.	Denny Walling	1975	140	113	.807
4.	Joey Taylor	1962	64	49	.766
5.	Homer Coker	1943	52	39	.750
6.	Michael Johnson	2002	263	197	.749
7.	Jim McCollom	1985	251	188	.749
8.	Doug Kingsmore	1954	89	66	.742
9.	Jeff Baker	2001	233	172	.738
10.	Matthew LeCroy	1997	237	171	.722

Note: Min. 50 at-bats.

Total Bases

Rk	Player	Year	GP	TB
1.	Khalil Greene	2002	71	250
2.	Shane Monahan	1994	75	211
3.	Michael Johnson	2002	71	197
4.	Jim McCollom	1985	64	188
5.	Chuck Baldwin	1986	63	180
6.	Jerry Brooks	1988	68	179
	Eric Macrina	1991	69	179
8.	Jeff Baker	2002	68	177
9.	Keith Williams	1993	65	176
	Gary Burnham	1997	64	176

Hitting for the Cycle

Clemson

Fred Knoebel at South Carolina on May 5, 1950. Walk in 1st, triple in 2nd, single in 4th, home run in 5th, double in 7th, hit-by-pitch in 8th. Clemson won 14-5.

Steve Tucker at Georgia Tech on Apr. 22, 1975. Double in 1st, on by error in 2nd, triple in 4th, home run in 6th, single in 7th, single in 9th. Clemson won 18-3.

Keith Williams at Furman on Apr. 20, 1993. Home run in 1st, double in 3rd, single in 6th, triple in 9th. Clemson won 17-2.

Shane Monahan at Hawaii-Hilo on Mar. 19, 1994. Triple in 1st, single in 2nd, home run in 6th, double in 8th, single in 9th. Clemson won 13-5.

Gary Burnham at Texas-Arlington on Feb. 18, 1995. Double in 1st, triple in 3rd, walk in 5th, strikeout in 6th, homer in 7th, single in 9th. Clemson won 18-0.

Opponents

Dick Steed of Georgia Tech in Atlanta, GA on Apr. 13, 1971. Triple in 1st, double in 2nd, strikeout in 4th, home run in 6th, single in 8th. Georgia Tech won 8-4.

Chris Pittaro of North Carolina in Chapel Hill, NC on Mar. 21, 1981. Double in 1st, single in 2nd, home run in 3rd, triple in 6th, groundout to second base in 7th. North Carolina won 10-7.

Runs Scored

Rk	Player	Year	GP	Runs
1.	Shane Monahan	1994	75	97
2.	Bert Heffernan	1988	68	93
	Khalil Greene	2002	71	93
4.	Brian Kowitz	1990	66	87
5.	Henri Stanley	1999	69	85
6.	Mike Hampton	1994	75	84
7.	Gary Burnham	1997	64	83
8.	Shane Monahan	1995	67	82
9.	Jim Crowley	1991	68	79
	David Miller	1995	68	79

Stolen Bases

Rk	Player	Year	GP	SB
1.	Henry Threadgill	1989	69	47
	Kevin Northrup	1992	64	47
3.	Mike Hampton	1994	75	39
4.	Bill Spiers	1986	62	35
5.	Randy Mazey	1988	66	34
	Mike Couture	1989	69	34
	Brian Kowitz	1990	66	34
8.	Mike Couture	1988	62	32
	Henry Threadgill	1988	66	32
10.	Billy Weems	1980	59	30
	Brooks Shumake	1983	50	30

Sacrifice Bunts

Rk	Player	Year	GP	Sac.
1.	Brad Chalk	2006	68	21
2.	Brad Chalk	2005	64	15
3.	Casey Stone	2000	69	14
4.	J.D. Burgess	2007	55	13
5.	Adrian Casanova	2005	66	12
6.	Steve Pyzik	2001	52	11
7.	Doug Livingston	1995	68	9
	Ryan Riley	2001	62	9
	Adrian Casanova	2006	69	9
10.	Joe Taylor	1992	54	8
	Kurt Bultmann	1996	63	8
	Doug Roper	1998	58	8
	Herman Demmink	2005	65	8
	Taylor Harbin	2005	66	8

Sacrifice Flies

Rk	Player	Year	GP	SF
1.	Keith Williams	1993	65	11
2.	Jim McCollom	1985	64	9
	Matthew LeCroy	1996	67	9
4.	Chuck Baldwin	1986	63	8
	Mike Milchin	1988	66	8
	Jim Crowley	1991	68	8
	Keith Williams	1992	62	8

Hit-By-Pitch

Rk	Player	Year	GP	HBP
1.	Khalil Greene	2001	63	21
2.	Mike Hampton	1994	75	17
	Gary Burnham	1995	66	17
4.	Khalil Greene	2000	69	15
5.	Mike Couture	1988	62	14
6.	Mike Couture	1989	69	12
	Seth Brizek	1994	75	12
	Doug Livingston	1996	58	12
9.	Jeff Baker	2001	58	11
	Ryan Riley	2001	62	11
	Jeff Baker	2002	68	11
	Khalil Greene	2002	71	11
	Brad Chalk	2006	68	11

Walks


Rk	Player	Year	GP	BB
1.	Jason Harris	1999	69	64
	Henri Stanley	1999	69	64
3.	Michael Johnson	2003	58	63
4.	Bert Heffernan	1988	68	62
5.	Gary Burnham	1996	68	61
6.	Bert Heffernan	1986	61	55
	Mike Couture	1989	69	55
8.	Matthew LeCroy	1997	64	53
9.	Kevin Northrup	1992	64	51
10.	Kurt Seibert	1976	44	50
	Brian Ellis	1999	61	50
	Michael Johnson	2002	71	50

Most Walks Per At-Bat

Rk	Player	Year	AB/BB	Ratio
1.	Brian Ellis	1998	123/42	1/2.93
2.	Michael Johnson	2003	198/63	1/3.14
3.	Doug Hoffman	1959	105/33	1/3.18
4.	Kurt Seibert	1976	160/50	1/3.20
5.	Chris Epps	2008	101/30	1/3.37
6.	Steve Nilsson	1978	160/47	1/3.40
7.	Johnny Severs	1971	153/44	1/3.48
8.	Gary Burnham	1996	223/61	1/3.66
9.	Mark Biegert	1987	132/36	1/3.67
10.	Mark Biegert	1985	103/28	1/3.68

Fewest Strikeouts Per At-Bat

Rk	Player	Year	AB/K	Ratio
1.	Rusty Adkins	1965	126/0	0/126.0
2.	Casey Stone	2001	263/9	1/29.2
3.	Randy Bray	1969	167/6	1/27.8
4.	Neil Simons	1980	274/10	1/27.4
5.	Ellis Dantzler	1966	108/4	1/27.0
6.	Jimmy Key	1980	103/4	1/25.8
7.	Pete Ayoub	1963	102/4	1/25.5
8.	Billy Weems	1980	229/10	1/22.9
9.	Greg Guin	1981	204/9	1/22.7
10.	Elmo Lam	1963	103/5	1/20.6



Brad Chalk owns the top two sacrifice bunt totals in Clemson history.

Pitching

Appearances

Rk	Player	Year	App.
1.	Scott Winchester	1995	33
	Nick Glaser	2000	33
	Daniel Moskos	2006	33
4.	Aaron Jersild	1992	32
5.	Stephen Clyne	2007	31
6.	Andy Taulbee	1993	30
	Matt Vaughn	2008	30
8.	Billy Trapp	1980	28
	Scott Winchester	1994	28
	Josh Cram	2001	28

Relief Appearances

Rk	Player	Year	RA
1.	Scott Winchester	1995	33
	Nick Glaser	2000	33
	Daniel Moskos	2006	33
4.	Aaron Jersild	1992	32
5.	Stephen Clyne	2007	31
6.	Matt Vaughn	2008	29
7.	Billy Trapp	1980	28
	Scott Winchester	1994	28
	Josh Cram	2001	28
10.	Jerome Santivasci	1989	27
	David Shepard	1996	27

Starts

Rk	Player	Year	GS
1.	Brian Barnes	1988	19
	Brian Barnes	1989	19
	Jason Dawsey	1995	19
	Kris Benson	1996	19
	Ryan Mottl	2000	19
	Steve Reba	2002	19
7.	Andy Taulbee	1994	18
	Matt Henrie	2002	18
	Jason Berken	2006	18
	Stephen Faris	2006	18
	David Kopp	2007	18

Complete Games

Rk	Player	Year	CG
1.	Chuck Porter	1976	11
2.	Billy O'Dell	1954	9
	George Stone	1985	9
	Brian Barnes	1989	9
5.	Harold Stowe	1958	8
	Rusty Gerhardt	1970	8
	Ron Musselman	1977	8
8.	Dave Van Volkenburg	1969	7
	Steve Cline	1974	7
	Jeff Gilbert	1981	7
	Jimmy Key	1982	7
	Kris Benson	1996	7

Shutouts

Rk	Player	Year	SHO
1.	Ron Musselman	1976	4
	Kris Benson	1996	4
3.	Billy O'Dell	1954	3
	Lindsay Graham	1972	3
	Chuck Porter	1976	3
	Tommy Qualters	1977	3
	Tim Parker	1990	3

Wins

Rk	Player	Year	Wins
1.	Brian Barnes	1989	16
2.	Harold Stowe	1958	14
	Jason Angel	1991	14
	Kris Benson	1996	14
5.	Brian Barnes	1988	13
	Matt Henrie	2002	13
	Steve Reba	2002	13
8.	Chuck Porter	1976	12
	Ron Musselman	1977	12
	Brian Barnes	1987	12
	Chad Phillips	1993	12
	Andy Taulbee	1994	12

Steve Reba	2001	12
14. Rusty Gerhardt	1971	11
Scott Miller	1992	11
Jason Dawsey	1995	11
17. Mike Sullivan	1979	10
Andy Taulbee	1993	10
Billy Koch	1996	10
Ken Vining	1996	10
Ryan Mottl	1997	10
Ryan Mottl	2000	10

Winning Percentage

Rk	Player	Year	W-L	Win %
1.	Chuck Porter	1976	12-0	100.0
	Mike Kimbrell	1991	11-0	100.0
	Mike Sullivan	1979	10-0	100.0
	Jarrod Schmidt	2000	9-0	100.0
	Josh Cribb	2006	9-0	100.0
	Aaron Jersild	1991	8-0	100.0
	Mike Holtz	1992	8-0	100.0
	Len Bradley	1979	7-0	100.0
	Tommy Qualters	1977	6-0	100.0
	Kris Harvey	2004	6-0	100.0
	P.J. Zocchi	2006	6-0	100.0
	Phillip Lowery	1987	5-0	100.0
	Doug Marchal	1987	5-0	100.0
	Jeff Sauve	1995	5-0	100.0
	D.J. Mitchell	2007	5-0	100.0
16.	Scott Miller	1992	11-1	91.7
17.	Bill Parmer	1967	9-1	90.0

Note: Min. five decisions.

Innings Pitched

Rk	Player	Year	IP
1.	Kris Benson	1996	156.0
2.	Brian Barnes	1989	146.0
3.	Brian Barnes	1988	137.2
4.	Jason Dawsey	1995	129.1
5.	George Stone	1985	127.1
6.	Harold Stowe	1958	126.2
7.	Brian Barnes	1987	120.2
8.	Chuck Porter	1976	119.0
9.	Ron Musselman	1977	117.1
10.	Jimmy Key	1982	116.0

ERA

Rk	Player	Year	IP	ER	ERA
1.	Scott Winchester	1995	45.2	3	0.59
2.	Billy O'Dell	1954	91.1	8	0.79
3.	Joe Landrum	1946	104.0	12	1.04
4.	Scott Clackum	1998	40.2	5	1.11
5.	Jay Bevis	1970	40.1	5	1.12
6.	Bill Parmer	1967	71.0	9	1.14
7.	Brian Snyder	1977	60.1	8	1.19
8.	Mike Holtz	1992	57.1	8	1.26
9.	Jerome Santivaschi	1989	66.0	10	1.36
10.	Billy O'Dell	1953	72.1	11	1.37

Note: Min. 40 innings pitched.

Strikeouts

Rk	Player	Year	K
1.	Brian Barnes	1989	208
2.	Kris Benson	1996	204
3.	Billy Koch	1996	152
4.	Brian Barnes	1988	140
5.	Ken Vining	1996	135
6.	Jason Dawsey	1995	133
7.	Harold Stowe	1958	126
8.	Harold Stowe	1959	117
9.	Brian Barnes	1987	112
10.	Billy O'Dell	1954	111
	Rusty Gerhardt	1970	111
	Rusty Gerhardt	1971	111
	Billy Koch	1995	111

Strikeouts Per Nine Innings Pitched

Rk	Player	Year	K	IP	K/9 IP
1.	Billy O'Dell	1953	108	72.1	13.44
2.	Billy O'Dell	1952	81	56.0	13.02
3.	Brian Barnes	1989	208	146.0	12.82
4.	Billy Koch	1996	152	111.2	12.25
5.	Patrick Hogan	2004	60	44.2	12.09



Brian Barnes holds three of the top-seven figures for innings pitched in Clemson history.

6.	Kris Benson	1996	204	156.0	11.77
7.	Billy Koch	1995	111	87.0	11.48
8.	Mike Milchin	1989	54	42.2	11.39
9.	Alan Farina	2007	72	57.1	11.30
10.	Tony Sipp	2004	59	48.0	11.06

Note: Min. 40 innings pitched.

Strikeout-to-Walk Ratio

Rk	Player	Year	K	BB	K/BB
1.	Kris Benson	1996	204	27	7.56
2.	Joe Landrum	1947	98	18	5.44
3.	Phillip Lowery	1987	37	7	5.29
4.	Billy O'Dell	1952	81	16	5.06
5.	Joe Landrum	1946	97	22	4.41
6.	Casey Harman	2008	44	10	4.40
7.	Justin Sarratt	2008	26	6	4.33
8.	Stephen Faris	2006	86	20	4.30
9.	Josh Cribb	2005	97	24	4.04
10.	Jerome Santivaschi	1989	55	14	3.93

Note: Min. 40 innings pitched.

Fewest Hits Per Nine Innings Pitched

Rk	Player	Year	Hits	IP	H/9 IP
1.	Billy O'Dell	1953	25	72.1	3.11
2.	Jay Bevis	1970	17	40.1	3.79
3.	Rusty Gerhardt	1970	47	100.1	4.22
4.	Scott Winchester	1995	23	45.2	4.53
5.	Scott Clackum	1998	21	40.2	4.65
6.	Steve Cline	1973	35	59.1	5.31
7.	Brian Snyder	1977	36	60.1	5.37
8.	Brian Barnes	1989	89	146.0	5.49
9.	Billy O'Dell	1954	56	91.1	5.52

Note: Min. 40 innings pitched.

Fewest Walks Per Nine Innings Pitched

Rk	Player	Year	BB	IP	BB/9 IP
1.	Phillip Lowery	1987	7	53.2	1.17
2.	Justin Sarratt	2008	6	45.2	1.18
3.	Jimmy Roller	1960	11	71.2	1.38
4.	Kris Benson	1996	27	156.0	1.56
5.	Stephen Faris	2006	20	103.0	1.75
6.	Patrick Hogan	2002	11	54.2	1.81
7.	Thomas Boozer	2002	9	44.0	1.84
8.	Jimmy Roller	1959	10	47.1	1.90
9.	Jerome Santivaschi	1989	14	66.0	1.91
10.	Jason Dawsey	1994	21	97.1	1.94

Note: Min. 40 innings pitched.

Saves

Rk	Player	Year	Saves
1.	Nick Glaser	2000	15
2.	Scott Winchester	1995	14
3.	Matt Vaughn	2008	11
4.	Scott Winchester	1993	10
	Scott Winchester	1994	10
	Patrick Hogan	2004	10
	Daniel Moskos	2006	10
8.	Scott Clackum	1998	9
9.	Mike Milchin	1988	8
	Paul Harrelson	2002	8

Batters Faced

Rk	Player	Year	BF
1.	Kris Benson	1996	606
2.	Brian Barnes	1989	602
3.	Brian Barnes	1988	598
4.	George Stone	1984	569
5.	Jason Dawsey	1995	529
6.	Brian Barnes	1987	523
7.	Andy Taulbee	1994	489
8.	Jimmy Key	1982	485
9.	Ron Musselman	1977	483
10.	Bill Steele	1986	481



Under first-year Head Coach Bill Wilhelm (left), Harold Stowe (right) fanned 126 batters and earned First-Team All-ACC honors in 1958.



Career Leaders

Batting

Games		
Rk	Player	Year(s)
1.	Khalil Greene	1999-02
2.	Bert Heffernan	1985-88
3.	Andy D'Alessio	2004-07
4.	Kurt Bultmann	1996-99
5.	Jim Crowley	1988-91
6.	Michael Johnson	2000-03
7.	Herman Demmink	2003-06
8.	Henri Stanley	1997-00
9.	Kyle Frank	1999,01-03
10.	Chuck Baldwin	1984-87

At-Bats

Rk	Player	Year(s)	AB
1.	Khalil Greene	1999-02	1069
2.	Bert Heffernan	1985-88	993
3.	Kurt Bultmann	1996-99	953
4.	Chuck Baldwin	1984-87	935
5.	Shane Monahan	1993-95	856
6.	Andy D'Alessio	2004-07	853
7.	Jim McCollom	1982-85	830
8.	Jim Crowley	1988-91	826
9.	Herman Demmink	2003-06	821
10.	Kyle Frank	1999,01-03	818

Hits

Rk	Player	Year(s)	Hits
1.	Khalil Greene	1999-02	403
2.	Shane Monahan	1993-95	337
3.	Bert Heffernan	1985-88	335
4.	Chuck Baldwin	1984-87	311
5.	Kurt Bultmann	1996-99	306
6.	Jim McCollom	1982-85	285
7.	Michael Johnson	2000-03	275
8.	Jim Crowley	1988-91	271
9.	Neil Simons	1977-80	270
	Gary Burnham	1994-97	270

Doubles

Rk	Player	Year(s)	2B
1.	Khalil Greene	1999-02	^95
2.	Kurt Bultmann	1996-99	82
3.	Gary Burnham	1994-97	77
4.	Taylor Harbin	2004-07	67
5.	Bert Heffernan	1985-88	63
6.	Chuck Baldwin	1984-87	62
7.	Shane Monahan	1993-95	60
8.	Jim Crowley	1988-91	57
	Patrick Boyd	1998-01	57
10.	Jim McCollom	1982-85	56

^ - NCAA record

Triples

Rk	Player	Year(s)	3B
1.	Shane Monahan	1993-95	21
2.	Don Russell	1968-70	18
3.	Rusty Adkins	1965-67	17
	Bill Spiers	1985-87	17
5.	Jeff Miller	1990-93	15
	David Miller	1993-95	15
7.	Ray Mathews	1948-51	14
	Fred Knoebel	1950-52	14
	Johnny Severs	1969-71	14
	Neil Simons	1977-80	14
	Bert Heffernan	1985-88	14

Home Runs

Rk	Player	Year(s)	HR
1.	Jeff Baker	2000-02	59
	Andy D'Alessio	2004-07	59
3.	Michael Johnson	2000-03	58
4.	Matthew LeCroy	1995-97	53
5.	Jim McCollom	1982-85	52
	Khalil Greene	1999-02	52
7.	Eric Macrina	1988-91	51
8.	Jim Crowley	1988-91	43
	Kurt Bultmann	1996-99	43
10.	Joe DeBerry	1989-91	35
	Keith Williams	1991-93	35
	Kris Harvey	2003-05	35

RBIs

Rk	Player	Year(s)	RBI
1.	Khalil Greene	1999-02	276
2.	Jeff Baker	2000-02	226
3.	Jim McCollom	1982-85	218
4.	Andy D'Alessio	2004-07	217
5.	Kurt Bultmann	1996-99	214
6.	Michael Johnson	2000-03	213
7.	Gary Burnham	1994-97	209
8.	Matthew LeCroy	1995-97	208
9.	Jim Crowley	1988-91	197
10.	Bert Heffernan	1985-88	195

Batting Average

Rk	Player	Year(s)	Hits-AB	Avg.
1.	Denny Walling	1975	59-140	.421
2.	Dude Buchanan	1939-41	74-184	.402
3.	Shane Monahan	1993-95	337-856	.394
4.	Billy McMillon	1991-93	201-527	.381
5.	Herb Jessen	1942,43	38-100	.380
6.	Rusty Adkins	1965-67	150-396	.379
7.	Khalil Greene	1999-02	403-1069	.377
8.	Ted Corbin	1992	74-199	.372
9.	Tim Teufel	1979,80	134-365	.367
10.	Brad McCann	2003,04	183-504	.363

Note: Min. 100 at-bats.

Slugging Percentage

Rk	Player	Year(s)	AB	TB	Slg %
1.	Denny Walling	1975	140	113	.807
2.	Dave Lynn	1958,60,61	163	113	.693
3.	Tim Teufel	1979,80	365	244	.668
4.	Dude Buchanan	1939-41	184	121	.658
5.	Michael Johnson	2000-03	800	509	.636
6.	Jim McCollom	1982-85	830	521	.628
7.	Jeff Baker	2000-02	773	484	.626
8.	Shane Monahan	1993-95	856	535	.625
9.	Khalil Greene	1999-02	1,069	668	.625
10.	Eric Macrina	1988-91	647	404	.624

Note: Min. 100 at-bats.

Total Bases

Rk	Player	Year(s)	TB
1.	Khalil Greene	1999-02	668
2.	Shane Monahan	1993-95	535
3.	Kurt Bultmann	1996-99	525
4.	Jim McCollom	1982-85	521
5.	Michael Johnson	2000-03	509
6.	Bert Heffernan	1985-88	507
7.	Andy D'Alessio	2004-07	498
8.	Jeff Baker	2000-02	484
9.	Chuck Baldwin	1984-87	476
10.	Jim Crowley	1988-91	459

Runs Scored

Rk	Player	Year(s)	Runs
1.	Bert Heffernan	1985-88	285
2.	Khalil Greene	1999-02	265
3.	Shane Monahan	1993-95	235
4.	Kurt Bultmann	1996-99	233
5.	Gary Burnham	1994-97	215
6.	Jim McCollom	1982-85	203
7.	Michael Johnson	2000-03	201
8.	Jim Crowley	1988-91	199
9.	Patrick Boyd	1998-01	196
10.	Neil Simons	1977-80	195

Stolen Bases

Rk	Player	Year(s)	SB
1.	Henry Threadgill	1986-89	85
	Mike Couture	1987-90	85
3.	Kevin Northrup	1989-92	83
4.	Brian Kowitz	1988-90	76
5.	Brooks Shumake	1982-84	71
6.	Ray Williams	1984-87	70
7.	Billy Weems	1977-80	68
8.	Randy Mazey	1985-88	65
9.	Shane Monahan	1993-95	61
10.	Bill Spiers	1985-87	60

Walks

Rk	Player	Year(s)	BB
1.	Bert Heffernan	1985-88	207
2.	Neil Simons	1977-80	180
3.	Michael Johnson	2000-03	169
4.	Gary Burnham	1994-97	157
5.	Henri Stanley	1997-00	144
6.	Khalil Greene	1999-02	143
7.	Frank Russ	1980-83	139
8.	Brian Ellis	1997-00	138
9.	Patrick Boyd	1998-01	135
10.	Kurt Bultmann	1996-99	133

Fewest Strikeouts Per At-Bat

Rk	Player	Year(s)	AB/K	Ratio
1.	Rusty Adkins	1965-67	396/16	1/24.75
2.	Neil Simons	1977-80	805/43	1/18.72
3.	Billy Weems	1977-80	674/39	1/17.28
4.	Randy Bray	1968-70	457/27	1/16.93
5.	Casey Stone	1998-01	736/46	1/16.00
6.	Joe Taylor	1992,93	394/27	1/14.54
7.	Mike Mahoney	1973-75,81	323/23	1/14.04
8.	Steve Tucker	1973-76	502/37	1/13.57
9.	Taylor Harbin	2005-07	781/66	1/11.83
10.	Dave Buffamoyer	1978,79	287/25	1/11.48

Note: Min. 100 at-bats.

Walks Per At-Bat

Rk	Player	Year(s)	AB/BB	Ratio
1.	Chris Epps	2008	101/30	1/3.37
2.	Kurt Seibert	1974-76	408/106	1/3.85
3.	Don Russell	1968-70	415/107	1/3.88
4.	Brian Ellis	1997-00	583/138	1/4.22
5.	Johnny Severs	1969-71	373/86	1/4.34
6.	Dave Buffamoyer	1978,79	287/66	1/4.35
7.	Neil Simons	1977-80	805/180	1/4.47
8.	Steve Nilsson	1976-78	507/112	1/4.53
9.	Jason Harris	1998,99	475/104	1/4.57
10.	Henri Stanley	1997-00	666/144	1/4.63

Note: Min. 100 at-bats.


Pitching

Appearances

Rk	Player	Year(s)	App.
1.	Matt Addition	1997-00	98
2.	Thomas Boozer	1999-02	88
	Jeff Hahn	2002-05	88
4.	Scott Winchester	1993-95	87
5.	Daniel Moskos	2005-07	81
6.	Patrick Hogan	2001-04	79
7.	Brian Barnes	1986-89	78
	Steve Reba	1999-02	78
	Paul Harrelson	2000-03	78
10.	Aaron Jersild	1988,90-92	75

Khalil Greene (1999-02)
holds the NCAA record
with 95 career doubles.





Rusty Gerhardt pitched a Clemson-record 26 complete games and totaled 34 wins from 1969-72.

Starts		
Rk	Player	Year(s)
1.	Ryan Mottl	1997-00
2.	Brian Barnes	1986-89
3.	Rusty Gerhardt	1969-72
4.	Kris Benson	1994-96
5.	Jimmy Key	1980-82
6.	Oliver Whitaker	1984-87
	Steve Reba	1999-02
8.	Billy Koch	1994-96
9.	Alan Botkin	1986-89
10.	Jason Dawsey	1993-95

Relief Appearances		
Rk	Player	Year(s)
1.	Matt Additon	1997-00
2.	Scott Winchester	1993-95
3.	Thomas Boozer	1999-02
4.	Jeff Hahn	2002-05
5.	Paul Harrelson	2000-03
6.	Patrick Hogan	2001-04
	Daniel Moskos	2005-07
8.	Jerome Santivaschi	1985,87-89
9.	Jay Bevis	1969-72
	Tim Peele	1988-91

Complete Games		
Rk	Player	Year(s)
1.	Rusty Gerhardt	1969-72
2.	Brian Barnes	1986-89
3.	Billy O'Dell	1952-54
4.	Harold Stowe	1957-59
	Dave Van Volkenburg	1969-72
	Chuck Porter	1974-76
7.	Ron Musselman	1976,77
	Mike Brown	1978-80
	Jimmy Key	1980-82
10.	Tommy Chapman	1963-65
	Jeff Gilbert	1981-83

Shutouts		
Rk	Player	Year(s)
1.	Ron Musselman	1976,77
2.	Billy O'Dell	1952-54
	Rusty Gerhardt	1969-72
	Lindsay Graham	1970-73
	Mike Brown	1978-80
6.	Chuck Porter	1974-76
	Mike Sullivan	1977-79
	Kris Benson	1994-96
9.	Dave Van Volkenburg	1969-72
	Tommy Qualters	1975-78
	Brian Snyder	1977-79
	Jeff Gilbert	1981-83
	John Pawlowski	1983-85
	Alan Botkin	1986-89
	Tim Parker	1987,88,90

Wins		
Rk	Player	Year(s)
1.	Brian Barnes	1986-89
2.	Rusty Gerhardt	1969-72
3.	Ryan Mottl	1997-00
	Steve Reba	1999-02
5.	Kris Benson	1994-96
6.	Andy Taulbee	1992-94
7.	Jason Angel	1990-92
8.	Harold Stowe	1957-59
	Chuck Porter	1974-76
10.	Mike Brown	1978-80
	Oliver Whitaker	1984-87
	Alan Botkin	1986-89

Winning Percentage			
Rk	Player	Year(s)	W-L
1.	Mike Kimbrell	1988-91	17-1
2.	Scott Parrish	1981,83,84	21-3
3.	Mike Sullivan	1977-79	20-3
4.	Bill Parmer	1965-67	18-3
	Jarrod Schmidt	2000-02	18-3
6.	Chad Phillips	1990-93	17-3
	Ken Vining	1994-96	17-3

8.	Scott Miller	1991,92	19-4
9.	Brian Barnes	1986-89	44-10
10.	Jeff Gilbert	1981-83	21-5

Note: Min. 15 decisions.

Innings Pitched		
Rk	Player	Year(s)
1.	Brian Barnes	1986-89
2.	Ryan Mottl	1997-00
3.	Rusty Gerhardt	1969-72
4.	Kris Benson	1994-96
5.	Steve Reba	1999-02
6.	Jimmy Key	1980-82
7.	Jason Dawsey	1993-95
8.	Oliver Whitaker	1984-87
9.	Josh Cribb	2003-06
10.	Harold Stowe	1957-59
	Andy Taulbee	1992-94

ERA		
Rk	Player	Year(s)
1.	Billy O'Dell	1952-54
2.	Scott Winchester	1993-95
3.	Steve Cline	1973,74
4.	Jay Bevis	1969-72
5.	Harold Stowe	1957-59
6.	Rusty Gerhardt	1969-72
7.	Chuck Porter	1974-76
8.	Bill Parmer	1965-67
9.	Nelson Gibson	1966-68
10.	Mike Sullivan	1977-79

Note: Min. 100 innings pitched.

Strikeouts		
Rk	Player	Year(s)
1.	Brian Barnes	1986-89
2.	Rusty Gerhardt	1969-72
3.	Ryan Mottl	1997-00
4.	Kris Benson	1994-96
5.	Billy Koch	1994-96
6.	Billy O'Dell	1952-54
7.	Harold Stowe	1957-59
8.	Jason Dawsey	1993-95
9.	Steve Reba	1999-02
10.	Ken Vining	1994-96

Strikeouts Per Nine Innings Pitched		
Rk	Player	Year(s)
1.	Billy O'Dell	1952-54
2.	Billy Koch	1994-96
3.	Ken Vining	1994-96
4.	Kris Benson	1994-96
5.	Brian Barnes	1986-89
6.	D.J. Mitchell	2006-08
7.	Mike Holtz	1991-94
8.	Damon Vincent	1961-63
	Charlie Watson	1965-67

Note: Min. 100 innings pitched.

Strikeout-to-Walk Ratio		
Rk	Player	Year(s)
1.	Kris Benson	1994-96
2.	Josh Cribb	2003-06
3.	Billy O'Dell	1952-54
4.	Stephen Faris	2004-06
5.	Andy Taulbee	1992-94
6.	Phillip Lowery	1986-88
7.	Ken Vining	1994-96
8.	Jason Dawsey	1993-95

Note: Min. 100 innings pitched.

Fewest Hits Per Nine Innings Pitched		
Rk	Player	Year(s)
1.	Billy O'Dell	1952-54
2.	Rusty Gerhardt	1969-72
3.	Scott Winchester	1993-95
4.	Jay Bevis	1969-72
5.	Steve Cline	1973,74
6.	Charlie Watson	1965-67
7.	Chuck Porter	1974-76
8.	Bill Parmer	1965-67
9.	Billy Koch	1994-96

10.	Tim Parker	1987,88,90	7.03
-----	------------	------------	------

Note: Min. 100 innings pitched.

Fewest Walks Per Nine Innings Pitched		
Rk	Player	Year(s)
1.	Phillip Lowery	1986-88
2.	Stephen Faris	2004-06
3.	Scott Berney	2000
4.	Jimmy Roller	1959-61
5.	Kris Benson	1994-96
6.	Josh Cribb	2003-06
7.	Andy Taulbee	1992-94
8.	George Stone	1984,85
9.	Jason Dawsey	1993-95
10.	Tommy Qualters	1975-78

Note: Min. 100 innings pitched.

Saves		
Rk	Player	Year(s)
1.	Scott Winchester	1993-95
2.	Jay Bevis	1969-72
3.	Patrick Hogan	2001-04
4.	Nick Glaser	2000,01
	Daniel Moskos	2005-07
6.	Dave Woessner	1977-79
	Paul Harrelson	2000-03
8.	Mike Milchin	1987-89
	Scott Clackum	1997,98
10.	Len Bradley	1979,80
	Matt Vaughn	2006-08

Batters Faced		
Rk	Player	Year(s)
1.	Brian Barnes	1986-89
2.	Ryan Mottl	1997-00
3.	Rusty Gerhardt	1969-72
4.	Steve Reba	1999-02
5.	Oliver Whitaker	1984-87
6.	Jimmy Key	1980-82
7.	Kris Benson	1994-96
8.	Jason Dawsey	1993-95
9.	Bill Steele	1985-87
10.	Alan Botkin	1986-89



Yearly Leaders

Batting

At-Bats

Year	Player, Pos.	AB
1939	Ed Irick, 3b	67
1940	Francis Coakley, of	64
1941	Dude Buchanan, 1b	68
1942	Herb Jessen, 1b	71
1943	Frank Gillespie, 1b	61
1944	No Team	
1945	Bull Cagle, of	49
1946	Dewey Quinn, 3b	85
1947	Homer Coker, of	122
1948	Ken Culberson, ss	120
1949	Ken Culberson, ss	110
1950	Ken Culberson, ss	137
1951	Dick Hendley, c	93
1952	Roy Coker, 2b	87
1953	Roy Coker, 2b	73
1954	Roy Coker, 2b	105
1955	Lonnie Shealy, 2b	70
1956	Bill Barnett, of	76
1957	Butch Coker, c	74
1958	Bud Spiers, ss	130
1959	Ty Cline, of/p	135
1960	Ty Cline, of	89
	Dave Lynn, c	89
1961	Elmo Lam, ss	91
1962	Elmo Lam, ss	107
1963	Elmo Lam, ss	103
1964	Ben Marsella, 2b	117
1965	Rusty Adkins, of	*126
1966	Rusty Adkins, 2b	121
1967	Rusty Adkins, 2b	*149
1968	Randy Bray, ss	*146
1969	Randy Bray, ss	*167
1970	Randy Bray, ss	144
1971	Calvin Weeks, ss	*160
1972	Kenny Bagwell, 2b	135
1973	Richard Haynes, 2b	*138
1974	Mike Pulaski, of	*158
1975	Kurt Seibert, ss	*153
1976	Robert Bonnette, 3b	*207
1977	Robert Bonnette, ss	*216
1978	Tony Masone, of	186
1979	Tony Masone, of	*224
1980	Billy Weems, of	229
1981	Mike Mahoney, of	*222
1982	Frank Russ, 2b	*237
1983	Bob Paulling, 1b	199
1984	Brooks Shumake, of	218
1985	Chuck Baldwin, 1b	*252
1986	Chuck Baldwin, 1b	*289
1987	Steve Baucom, 3b	*268
1988	Jerry Brooks, 3b	*284
1989	Henry Threadgill, 2b	*283
1990	Brian Kowitz, of	253
1991	Eric Macrina, dh	260

Ken Culberson led Clemson in at-bats for three straight years (1948-50).

1992	Kevin Northrup, of	249
1993	Keith Williams, of	255
1994	Shane Monahan, of	*330
1995	Shane Monahan, of	*273
1996	Paul Galloway, 3b	252
1997	Jason Embler, 1b	*269
1998	Patrick Boyd, of	241
1999	Khalil Greene, 3b	274
2000	Jeff Baker, ss	275
2001	Casey Stone, of	274
2002	Khalil Greene, ss	285
2003	Brad McCann, 3b	251
2004	Brad McCann, 3b	253
	Lou Santangelo, c	253
2005	Taylor Harbin, 2b	274
2006	Tyler Colvin, of	281
2007	Taylor Harbin, ss	253
2008	Wilson Boyd, of	233

Hits

Year	Player, Pos.	H
1939	Ed Irick, 3b	24
1940	Francis Coakley, of	25
1941	Dude Buchanan, 1b	33
1942	Homer Coker, of	24
1943	Homer Coker, of	24
1944	No Team	
1945	J.A. Timmerman, ss	11
	H.H. Tyler, 2b	11
1946	Dewey Quinn, 3b	31
1947	Dewey Quinn, of	38
1948	Jimmy Jones, 1b	37
1949	Ken Culberson, ss	39
1950	Doug Angley, of	51
1951	Ray Mathews, of	33
1952	Fred Knoebel, of	30
1953	Wyman Morris, 3b	27
1954	Roy Coker, 2b	33
	Doug Kingsmore, of	33
1955	Lonnie Shealy, 2b	25
1956	Don Shealy, of/p	23
1957	Butch Coker, c	20
	Don Shealy, of/p	20
1958	Bud Spiers, ss	42
1959	Ty Cline, of/p	44
1960	Dave Lynn, c	32
1961	Pete Ayoub, 2b	29
	Elmo Lam, ss	29
1962	Johnny Jones, of	36
1963	Johnny Jones, of	33
1964	Ben Marsella, 2b	33
1965	Rusty Adkins, of	*56
1966	Rusty Adkins, 2b	44
1967	Rusty Adkins, 2b	*50
1968	Randy Bray, ss	*48
1969	Calvin Weeks, 2b/of	*57
1970	Randy Bray, ss	41
1971	Craig White, of	*49

1972	Kenny Bagwell, 2b	40
1973	Craig White, of	*44
1974	Mike Pulaski, of	*48
1975	Denny Walling, of	*59
1976	Steve Tucker, of	*69
1977	Neil Simons, of	*74
1978	Tony Masone, of	61
1979	Tony Masone, of	74
1980	Billy Weems, of	75
1981	Greg Guin, 1b	*79
1982	Mark Davidson, of	*75
1983	Bob Paulling, 1b	*81
1984	Jim McCollom, dh	71
1985	Jim McCollom, 1b	*98
1986	Chuck Baldwin, 1b	*107
1987	Steve Baucom, 3b	93
1988	Jerry Brooks, 3b	*106
1989	Henry Threadgill, 2b	*93
1990	Brian Kowitz, of	*102
1991	Jim Crowley, 2b	*98
1992	Kevin Northrup, of	*95
1993	Shane Monahan, 1b	*94

1994	Shane Monahan, of	*A137
1995	Shane Monahan, of	*106
1996	Jason Embler, 1b	85
1997	Gary Burnham, of	104
1998	Matt Padgett, of	88
1999	Khalil Greene, 3b	98
2000	Khalil Greene, 3b	98
2001	Casey Stone, of	103
2002	Khalil Greene, ss	*A134
2003	Brad McCann, 3b	87
2004	Brad McCann, 3b	96
2005	Taylor Harbin, 2b	94
2006	Tyler Colvin, of	100
2007	Marquez Smith, 3b	84
2008	Wilson Boyd, of	70
	Ben Paulsen, 1b	70

Doubles

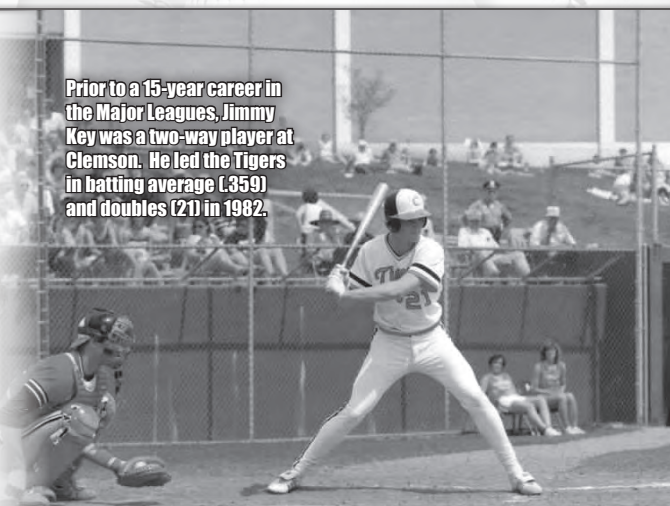
Year	Player, Pos.	2B
1939	Ed Irick, 3b	6
1940	Francis Coakley, of	4
1941	Dude Buchanan, 1b	5
1942	Bob Berry, ss	4
	Homer Coker, of	4
1943	Homer Coker, of	4
	Jay Good, 3b	4
1944	No Team	
1945	Bull Cagle, of	3
1946	Dewey Quinn, of	6
1947	Frank Gillespie, 1b	7
	Dewey Quinn, of	7
1948	Jimmy Jones, 1b	7
1949	Luke Deanhart, 1b	8
1950	Doug Angley, of	9
1951	Gene Aughtry, 2b	8
1952	Jim Evans, ss	8
1953	Wyman Morris, 3b	9
1954	Roy Coker, 2b	5
1955	Roger Gaines, of	6
1956	Bill Barnett, of	5
1957	Don Shealy, of/p	5
1958	Larry Bagwell, 3b	*8
	Fred DeBerry, 1b	*8
1959	Ty Cline, of/p	*7
1960	Toby Bradshaw, 2b	7
1961	Elmo Lam, ss	6
1962	Gene Harbeson, c	7
1963	Pete Ayoub, 2b	8
1964	Buddy Nixon, 1b	7
1965	Rusty Adkins, of	10
	Tony Jackson, 2b	10
1966	Jack McCall, ss	*12
1967	Ron Zupa, 1b	10
1968	Randy Bray, ss	*8
1969	Randy Bray, ss	9
	Craig White, of	9
1970	Calvin Weeks, ss	7
1971	Craig White, of	*11
1972	Kenny Bagwell, 2b	9
1973	Craig White, of	*10

1974	Smiley Sanders, of	11
1975	Steve Tucker, of	*11
1976	Steve Tucker, of	*16
1977	Bill Foley, c	*14
	Robert Bonnette, ss	*14
1978	Tony Masone, of	*18
1979	Robert Bonnette, 3b	14
	Tim Teufel, 2b	14
1980	Tim Teufel, 2b	16
1981	Craig Roberson, 3b	*20
1982	Jimmy Key, p/of	*21
1983	Jim McCollom, c	15
1984	Brooks Shumake, of	14
1985	Jim McCollom, 1b	*19
1986	Chuck Baldwin, 1b	*23
1987	Steve Baucom, 3b	21
1988	Jerry Brooks, 3b	21
	Randy Mazey, of	21
1989	Mike Milchin, 1b	19
1990	Brian Kowitz, of	*22
1991	Billy McMillon, of	26
1992	Kevin Northrup, of	23
1993	Billy McMillon, of	*21
1994	Shane Monahan, of	23
1995	Gary Burnham, of	*27
1996	Gary Burnham, of	24
1997	Kurt Bultmann, ss	*31
1998	Jason Harris, 1b	20
1999	Kurt Bultmann, 2b	23
2000	Khalil Greene, 3b	24
2001	Khalil Greene, ss	18
2002	Khalil Greene, ss	*A33
2003	Brad McCann, 3b	21
2004	Brad McCann, 3b	20
2005	Taylor Harbin, 2b	*28
2006	Tyler Colvin, of	*22
2007	Taylor Harbin, ss	19
2008	Ben Paulsen, 1b	18

Triples

Year	Player, Pos.	3B
1939	Frank Horton, 2b	3
1940	Joe Blalock, of	3
	Dude Buchanan, 1b	3
1941	Dude Buchanan, 1b	4
1942	Don Belk, of	3
1943	Leo Fisher, 2b	2
	J.C. Herring, of	2
1944	No Team	
1945	Bull Cagle, of	1
	H.N. Lindsay, c/of	1
	H.H. Tyler, 2b	1
1946	Dewey Quinn, 3b	5
1947	Homer Coker, of	2
	Frank Gillespie, 1b	2
	Dewey Quinn, of	2
1948	Luke Deanhart, 1b	3
	Gene Moore, c	3

Prior to a 15-year career in the Major Leagues, Jimmy Key was a two-way player at Clemson. He led the Tigers in batting average (.359) and doubles (21) in 1982.



1949	Gene Aughtry, 2b	2
	Tom Castles, of	2
	H.S. Joyce, p	2
	Gene Moore, c	2
1950	Doug Angley, of	4
1951	Dick Hendley, c	3
	Fred Knoebel, of	3
1952	Roy Coker, 2b	1
	Roger Gaines, of	1
	Fred Knoebel, of	1
	Joe Murray, 1b	1
	Billy O'Dell, p	1
1953	Roy Coker, 2b	2
	Wyman Morris, 3b	2
1954	Roy Coker, 2b	4
1955	Bill Barnett, of	3
1956	Bill Barnett, of	3
1957	Carol Brown, of	1
	Butch Coker, c	1
	Doug Hoffman, of	1
	Don Shealy, of/p	1
	Larry Wilson, 1b	1
1958	Bud Spiers, ss	3
1959	Doug Hoffman, of	*5
1960	Ty Cline, of	*5
1961	Elmo Lam, ss	3
1962	Johnny Jones, of	2
	Buddy Nixon, 1b	2
1963	Dave Ellisor, 3b	*4
1964	Buddy Nixon, 1b	*4
1965	Rusty Adkins, of	4
	George Sutton, of	4
1966	Rusty Adkins, 2b	*6
1967	Rusty Adkins, 2b	*A7
1968	Don Russell, 3b	*5
	Keith Waters, of	*5
1969	Don Russell, 3b	*8
1970	Eddie Dixon, 1b	*5
	Don Russell, 3b	*5
	Johnny Severs, of	*5
	Craig White, of	*5
1971	Johnny Severs, of	*6
	Dave Van Volkenburg, 1b/p	*6
1972	Dave Van Volkenburg, 1b/p	3
1973	Craig White, of	*3
1974	Lin Hamilton, c	*4
1975	Dave Caldwell, of	*4
1976	Dave Caldwell, of	*8
1977	Neil Simons, of	*6
1978	Tony Masone, of	4
	Billy Weems, of	4
1979	Dave Buffamoyer, c	4
1980	Neil Simons, of	4
	Billy Weems, of	4
1981	Scott Powers, ss	4
1982	Ricky Hester, of	*5
1983	Dave Lemaster, of	4
	Jim McCollom, c	4



1984	Scott Powers, ss	4
1985	Jim McCollom, 1b	4
	Steve Williams, c	4
1986	Steve Baucom, 3b	6
1987	Bill Spiers, ss	*11
1988	Bert Heffernan, c	6
1989	Henry Threadgill, 2b	*6
1990	Brian Kowitz, of	*6
	Jeff Miller, inf	*6
1991	Kevin Northrup, of	*9
1992	Shawn Satterfield, of	*8
1993	Shane Monahan, 1b	7
1994	Shane Monahan, of	9
1995	David Miller, 1b	*10
1996	Jerome Robinson, of	6
1997	Nathan Broome, of	2
	Gary Burnham, of	2
	Brian Holstad, 2b	2
	Henri Stanley, of	2
1998	Jason Harris, 1b	2
	Peter Nystrom, of	2
	Doug Roper, ss	2
	Justin Singleton, 3b	2
1999	Kurt Bultmann, 2b	2
	Henri Stanley, of	2
2000	Ryan Riley, 2b	*7
2001	Jeff Baker, 3b	2
	Chad Coder, of	2
	Casey Stone, of	2
2002	L.J. DeMaino, of	5
2003	Herman Demmink, 2b	1
	Garrick Evans, of	1
	Ryan Hub, of	1
	Brad McCann, 3b	1
	Steve Pyzik, c	1
2004	Tony Sipp, of	4
2005	Taylor Harbin, 2b	4
2006	Tyler Colvin, of	5
2007	Addison Johnson, of	5
2008	Doug Hogan, c	3

Home Runs

Year	Player, Pos.	HR
1939	George Brodie, of	4
1940	Dude Buchanan, 1b	3
1941	Joe Blalock, of	3
	Dude Buchanan, 1b	3
	Pop Locklair, of	3
	Ace Parker, c	3
1942	Don Belk, of	3
1943	Hank Sullivan, c	4
1944	No Team	
1945	Bull Cagle, of	2
1946	Charlie Mimms, 3b/of	2
1947	Lynwood McMakin, 2b	3
	Dewey Quinn, of	3
	Hale Sherard, 3b	3
1948	Frank Gillespie, 3b	5
1949	Frank Gillespie, 3b	9
1950	Ken Culberson, ss	6
	Fred Knoebel, of	6
	Ray Mathews, of	6
1951	Ray Mathews, of	5
1952	Fred Knoebel, of	7
1953	Bill Barnett, of	4
1954	Doug Kingsmore, of	*10
1955	Bill Barnett, of	2
	Charlie Blackston, ss	2
	Jim O'Quinn, of	2
	Dick Swetenburg, 1b	2
1956	Bill Barnett, of	4
1957	Bud Spiers, ss	3
1958	Bud Spiers, ss	4
1959	Doug Hoffman, of	*4
1960	Dave Lynn, c	*8
1961	Dave Lynn, c	*6
1962	Nicky Lomax, of	6
	Buddy Nixon, 1b	6
1963	Johnny Jones, of	6
1964	Ben Marsella, 2b	6
	George Sutton, of	6
1965	Jack McCall, ss	8



Andy D'Alessio led Clemson in home runs in back-to-back seasons (2006,07).

1966	George Sutton, of	*11
1967	Rusty Adkins, 2b	*6
1968	Randy Bray, ss	4
	Don Russell, 3b	4
	Ron Zupa, 1b	4
1969	Craig White, of	*8
1970	Craig White, of	7
1971	Craig White, of	4
1972	Smiley Sanders, of	6
1973	Craig White, of	*8
1974	Smiley Sanders, of	*8
1975	Denny Walling, of	*13
1976	Dave Caldwell, of	*9
	Bill Foley, c	*9
1977	Bill Foley, c	*14
1978	Bill Schroeder, c	10
1979	Tony Masone, of	13
	Neil Simons, of	13
	Tim Teufel, 2b	13
1980	Tim Teufel, 2b	*11
1981	Craig Roberson, 3b	12
1982	Jim McCollom, of/1b	11
1983	Bob Paulling, 1b	10
1984	Jim McCollom, dh	11
1985	Jim McCollom, 1b	21
1986	Chuck Baldwin, 1b	16
	Ray Williams, of	16
1987	Chuck Baldwin, 1b	9
	Steve Baucom, 3b	9
	Mike Milchin, 1b	9
1988	Mike Couture, 1b	17
1989	Mike Couture, c	10
	Jim Crowley, 3b	10
1990	Eric Macrina, dh	18
1991	Eric Macrina, dh	*24
1992	Keith Williams, of	13
1993	Keith Williams, of	19
1994	Mike Hampton, 3b	11
	Shane Monahan, of	11
1995	Matthew LeCroy, c	15
1996	Matthew LeCroy, c	14
1997	Matthew LeCroy, c	24
1998	Matt Padgett, of	14
1999	Patrick Boyd, of	17
2000	Jeff Baker, ss	11
2001	Jeff Baker, 3b	23
2002	Khalil Greene, ss	*27
2003	Michael Johnson, 1b	12
2004	Lou Santangelo, c	18
2005	Kris Harvey, dh	*25
2006	Andy D'Alessio, 1b	*23
2007	Andy D'Alessio, 1b	17
2008	Kyle Parker, of/inf	14

Year	Player, Pos.	RBI
1939	George Brodie, of	9
1940	Francis Coakley, of	12
1941	Dude Buchanan, 1b	24
1942	Don Belk, of	18
1943	Frank Gillespie, 1b	16
	Hank Sullivan, c	16
1944	No Team	
1945	Bull Cagle, of	5
1946	Dewey Quinn, 3b	15
1947	Dewey Quinn, of	24
	Jack McCall, ss	25
1948	Jimmy Jones, 1b	19
1949	Frank Gillespie, 3b	33
1950	Ken Culberson, ss	36
1951	Dick Hendley, c	25
1952	Fred Knoebel, of	29
1953	Wyman Morris, 3b	19
1954	Doug Kingsmore, of	27
1955	Jim O'Quinn, c	13
1956	Bill Barnett, of	19
1957	Don Shealy, of/p	13
1958	Bud Spiers, ss	*34
1959	Larry Bagwell, 3b	*27
1960	Dave Lynn, c	*31
1961	Dave Lynn, c	21
1962	Buddy Nixon, 1b	30
1963	Johnny Jones, of	22
1964	Ben Marsella, 2b	29
1965	Rusty Adkins, of	25
1966	George Sutton, of	*39
1967	Rusty Adkins, 2b	*24
1968	Randy Bray, ss	23
1969	Craig White, of	*40
1970	Craig White, of	28
1971	Craig White, of	28
1972	Smiley Sanders, of	21
1973	Craig White, of	*31
1974	Smiley Sanders, of	*30
1975	Denny Walling, of	*40
1976	Dave Caldwell, of	*49
1977	Robert Bonnette, ss	*51
	Bill Foley, c	*51
1978	Tony Masone, of	*49
1979	Tony Masone, of	*61
1980	Tim Teufel, 2b	*66
1981	Craig Roberson, 3b	57
1982	Mark Davidson, of	50
1983	Bob Paulling, 1b	55
1984	Jim McCollom, dh	54
1985	Jim McCollom, 1b	76
1986	Chuck Baldwin, 1b	73

1987	Steve Baucom, 3b	69
1988	Jerry Brooks, 3b	80
1989	Jim Crowley, 3b	60
1990	Joe DeBerry, 1b	70
1991	Eric Macrina, dh	84
1992	Keith Williams, of	68
1993	Keith Williams, of	79
1994	Mike Hampton, 3b	70
1995	David Miller, 1b	78
1996	Jason Embler, 1b	57
	Matthew LeCroy, c	57
1997	Gary Burnham, of	82
1998	Patrick Boyd, of	59
	Jason Harris, 1b	59
1999	Kurt Bultmann, 2b	72
2000	Jeff Baker, ss	64
	Khalil Greene, 3b	64
2001	Jeff Baker, 3b	75
2002	Khalil Greene, ss	91
2003	Brad McCann, 3b	67
2004	Brad McCann, 3b	65
2005	Kris Harvey, dh	70
2006	Andy D'Alessio, 1b	*85
2007	Taylor Harbin, ss	62
2008	Doug Hogan, c	51

Batting Average


Year	Player, Pos.	BA
1939	Ed Irick, 3b	.358
1940	Francis Coakley, of	.391
1941	Dude Buchanan, 1b	.485
1942	Homer Coker, of	.462
1943	Homer Coker, of	.462
1944	No Team	
1945	H.H. Tyler, 2b	.282
1946	Dewey Quinn, 3b	.365
1947	Lynwood McMakin, 2b	.348
1948	Frank Gillespie, 3b	.338
1949	Ken Culberson, ss	.355
1950	Doug Angley, of	.381
1951	Ray Mathews, of	.375
1952	Fred Knoebel, of	.366
1953	Wyman Morris, 3b	.422
1954	Doug Kingsmore, of	.371
1955	Lonnie Shealy, 2b	.357
1956	Don Shealy, of/p	.348
1957	Don Shealy, of/p	.313
1958	Bailey Hendley, of/p	.333
1959	Ty Cline, of/p	.326
1960	Bailey Hendley, of/p	.364
1961	Pete Ayoub, 2b	.349
1962	Johnny Jones, of	.439
1963	Mike Bohonak, of	.349
1964	Stan Ayers, c	.316

1965	Rusty Adkins, of	*.444
1966	Ellis Dantzler, 1b	.380
1967	Garry Helms, ss	.372
1968	Randy Bray, ss	.329
1969	Calvin Weeks, 2b/of	.354
1970	Randy Bray, ss	.285
1971	Craig White, of	.380
1972	Lin Hamilton, c	.318
1973	Craig White, of	.336
1974	Lin Hamilton, c	.346
1975	Denny Walling, of	*.421
1976	Steve Tucker, of	.350
1977	Neil Simons, of	.376
1978	Billy Weems, of	.333
1979	Neil Simons, of	.355
1980	Tim Teufel, 2b	.387
1981	Greg Guin, 1b	.387
1982	Jimmy Key, p/of	.359
1983	Bob Paulling, 1b	.407
1984	Chuck Baldwin, 2b	.356
1985	Jim McCollom, 1b	.390
1986	Chuck Baldwin, 1b	.370
1987	Mark Biegert, of	.356
1988	Jerry Brooks, 3b	.373
1989	Henry Threadgill, 2b	.329
1990	Brian Kowitz, of	.403
1991	Billy McMillon, of	*.391
1992	Kevin Northrup, of	.382
1993	Billy McMillon, of	.377
1994	Shane Monahan, of	.415
1995	Shane Monahan, of	.388
1996	Jason Embler, 1b	.357
1997	Gary Burnham, of	.391
1998	Matt Padgett, of	.376
1999	Patrick Boyd, of	.390
2000	Khalil Greene, 3b	.364
2001	Casey Stone, of	.376
2002	Khalil Greene, ss	*.470
2003	Brad McCann, 3b	.347
2004	Brad McCann, 3b	.379
2005	Brad Chalk, of	.350
2006	Tyler Colvin, of	.356
2007	Brad Chalk, of	.366
2008	Mike Freeman, 2b	.332

Slugging Percentage

Year	Player, Pos.	Sig. %
1939	George Brodie, of	.615
1940	Dude Buchanan, 1b	.691
1941	Dude Buchanan, 1b	.809
1942	Don Belk, of	.594
1943	Homer Coker, of	.750
1944	No Team	
1945	Bull Cagle, of	.429

Craig White is the only Tiger in history to lead Clemson in RBIs three consecutive years (1969-71).



Jim McCollom led Clemson in slugging percentage three years in a row (1983-85).

1946	Dewey Quinn, 3b	.588
1947	Dewey Quinn, of	.512
1948	Frank Gillespie, 3b	.648
1949	Frank Gillespie, 3b	.641
1950	Doug Angley, of	.597
1951	Ray Mathews, of	.591
1952	Fred Knoebel, of	.720
1953	Wyman Morris, 3b	.703
1954	Doug Kingsmore, of	.742
1955	Bill Barnett, of	.581
1956	Bill Barnett, of	.579
1957	Don Shealy, of/p	.422
1958	Bud Spiers, ss	.500
1959	Doug Hoffman, of	.552
1960	Dave Lynn, c	.708
1961	Dave Lynn, c	.639
1962	Joey Taylor, of	.766
1963	Johnny Jones, of	.570
1964	George Sutton, of	.576
1965	Jack McCall, ss	.670
1966	George Sutton, of	.632
1967	Rusty Adkins, 2b	.597
1968	Randy Bray, ss	.466
1969	Craig White, of	.577
1970	Craig White, of	.538
1971	Craig White, of	.574
1972	Richard Haynes, 2b	.505
1973	Craig White, of	.641
1974	Steve Tucker, of	.541
1975	Denny Walling, of	.807
1976	Dave Caldwell, of	.607
1977	Bill Foley, c	.611
1978	Tony Masone, of	.597
1979	Tim Teufel, 2b	.650
1980	Tim Teufel, 2b	.690
1981	Craig Roberson, 3b	.581
1982	Dave Lemaster, c/of	.582
1983	Jim McCollom, c	.611
1984	Jim McCollom, dh	.596
1985	Jim McCollom, 1b	.749
1986	Chuck Baldwin, 1b	.623
1987	Chuck Baldwin, 1b	.565
1988	Mike Couture, of	.647
1989	Jim Crowley, 3b	.509
1990	Eric Macrina, dh	.693
1991	Billy McMillon, of	.708
1992	Billy McMillon, 1b	.602
1993	Keith Williams, of	.690
1994	Shane Monahan, of	.639
1995	Shane Monahan, of	.637
1996	Jason Embler, 1b	.563
1997	Matthew LeCroy, c	.722
1998	Matt Padgett, of	.624
1999	Patrick Boyd, of	.695

2000	Khalil Greene, 3b	.532
2001	Jeff Baker, 3b	.738
2002	Khalil Greene, ss	*.877
2003	Michael Johnson, 1b	.576
2004	Brad McCann, 3b	.648
2005	Kris Harvey, dh	.687
2006	Andy D'Alessio, 1b	.648
2007	Andy D'Alessio, 1b	.634
2008	Ben Paulsen, 1b	.571

Total Bases

Year	Player, Pos.	TB
1939	Ed Irick, 3b	37
1940	Dude Buchanan, 1b	38
1941	Dude Buchanan, 1b	55
1942	Don Belk, of	38
1943	Homer Coker, of	39
	Hank Sullivan, c	39
1944	No Team	
1945	Bull Cagle, of	21
1946	Dewey Quinn, 3b	50
1947	Dewey Quinn, of	58
1948	Gene Moore, c	48
1949	Frank Gillespie, 3b	66
1950	Doug Angley, of	77
1951	Ray Mathews, of	52
1952	Fred Knoebel, of	59
1953	Wyman Morris, 3b	46
1954	Doug Kingsmore, of	66
1955	Bill Barnett, of	36
1956	Bill Barnett, of	44
1957	Don Shealy, of/p	27
	Bud Spiers, ss	27
1958	Bud Spiers, ss	65
1959	Ty Cline, of/p	60
1960	Dave Lynn, c	63
1961	Dave Lynn, c	46
1962	Johnny Jones, of	60
1963	Johnny Jones, of	57
1964	Ben Marsella, 2b	62
1965	Rusty Adkins, of	83
1966	Rusty Adkins, 2b	67
	George Sutton, of	67
1967	Rusty Adkins, 2b	89
1968	Randy Bray, ss	68
1969	Don Russell, 3b	90
	Craig White, of	90
1970	Craig White, of	77
1971	Craig White, of	74
1972	Richard Haynes, 2b	55
1973	Craig White, of	84
1974	Smiley Sanders, of	78
1975	Denny Walling, of	113
1976	Dave Caldwell, of	119

1977	Bill Foley, c	124
1978	Tony Masone, of	111
1979	Tony Masone, of	129
1980	Billy Weems, of	117
1981	Craig Roberson, 3b	126
1982	Mark Davidson, of	119
1983	Bob Pauling, 1b	121
1984	Jim McCollom, dh	121
1985	Jim McCollom, 1b	*188
1986	Chuck Baldwin, 1b	180
1987	Steve Baucom, 3b	143
1988	Jerry Brooks, 3b	179
1989	Henry Threadgill, 2b	135
1990	Brian Kowitz, of	145
1991	Eric Macrina, dh	*179
1992	Kevin Northrup, of	149
1993	Keith Williams, of	176
1994	Shane Monahan, of	211
1995	Shane Monahan, of	*174
1996	Matthew LeCroy, c	137
1997	Gary Burnham, of	176
1998	Matt Padgett, of	146
1999	Patrick Boyd, of	171
2000	Khalil Greene, 3b	143
2001	Jeff Baker, 3b	172
2002	Khalil Greene, ss	*250
2003	Brad McCann, 3b	137
2004	Brad McCann, 3b	164
2005	Kris Harvey, dh	171
2006	Tyler Colvin, of	171
2007	Doug Hogan, c	142
2008	Ben Paulsen, 1b	129

Runs Scored

Year	Player, Pos.	R
1939	Teddy Boselli, ss	15
1940	Dude Buchanan, 1b	21
1941	Dude Buchanan, 1b	27
1942	Don Belk, of	16
	Bob Berry, ss	16
1943	Homer Coker, of	25
1944	No Team	
1945	H.H. Tyler, 2b	16
1946	June Pruitt, 1b	20
1947	Lynwood McMakin, 2b	39
1948	Ray Mathews, of	23
1949	Ken Culberson, ss	33
1950	Fred Knoebel, of	45
1951	Roby Crouch, 1b	29
1952	Roy Coker, 2b	26
1953	Roy Coker, 2b	17
1954	Doug Kingsmore, of	*25
1955	Lonnie Shealy, 2b	13
1956	Bill Barnett, of	16
	Don Shealy, of/p	16
1957	Doug Hoffman, of	11
1958	Larry Bagwell, 3b	*34
1959	Ty Cline, of/p	*34
1960	Ty Cline, of	26
1961	Elmo Lam, ss	27
1962	Johnny Jones, of	28
1963	Johnny Jones, of	22
	Nicky Lomax, of	22
1964	Buddy Nixon, 1b	23
1965	Rusty Adkins, of	*30
	Jack McCall, ss	*30
1966	Rusty Adkins, 2b	*39
1967	Rusty Adkins, 2b	*40
1968	Don Russell, 3b	26
1969	Don Russell, 3b	*43
1970	Don Russell, 3b	33
1971	Johnny Severs, of	*37
1972	Kenny Bagwell, 2b	24
1973	Richard Haynes, 2b	*29
	Craig White, of	*29
1974	Smiley Sanders, of	*41
1975	Kurt Seibert, ss	*48
1976	Kurt Seibert, ss	*43
1977	Neil Simons, of	50
1978	Steve Nilsson, 1b	*49
1979	Dave Buffamoyer, c	*66
1980	Billy Weems, of	58

1981	Mike Mahoney, of	54
1982	Mark Davidson, of	*58
1983	Jim McCollom, c	50
1984	Brooks Shumake, of	60
1985	Bert Heffernan, c	60
1986	Bill Spiers, ss	*73
1987	Bert Heffernan, c	68
1988	Bert Heffernan, c	*93
1989	Brian Kowitz, of	61
1990	Brian Kowitz, of	*87
1991	Jim Crowley, 2b	79
1992	Kevin Northrup, of	67
1993	Billy McMillon, of	64
1994	Shane Monahan, of	*97
1995	Shane Monahan, of	*82
1996	Gary Burnham, of	62
	Doug Livingston, 2b	62
1997	Gary Burnham, of	83
1998	Patrick Boyd, of	66
1999	Henri Stanley, of	85
2000	Casey Stone, of	65
2001	Jeff Baker, 3b	66
2002	Khalil Greene, ss	*93
2003	Michael Johnson, 1b	54
	Russell Triplett, ss	54
2004	Brad McCann, 3b	64
2005	Taylor Harbin, 2b	64
2006	Brad Chalk, of	67
2007	Marquez Smith, 3b	54
2008	Mike Freeman, inf	46
	Ben Paulsen, 1b	46

Stolen Bases

Year	Player, Pos.	SB
1939	Teddy Boselli, ss	4
1940	Ace Parker, c	4
1941	Joe Blalock, of	7
1942	Joe Blalock, of	10
1943	Homer Coker, c	8
	Hank Sullivan, c	8
1944	No Team	
1945	H.H. Tyler, 2b	6
1946	J.M. Looper, of	4
	Sanford Quinn, of	4
1947	Lynwood McMakin, 2b	6
	Dan Stroud, of	6
1948	J.R. Brown, of	10
	Ray Mathews, of	10
1949	Frank Gillespie, 3b	5
1950	Fred Knoebel, of	26
1951	Roby Crouch, 1b	14
1952	Billy O'Dell, p	3
1953	Bill Barnett, of	6
1954	Wyman Morris, 3b	10
1955	Bill Barnett, of	2
	Charlie Blackston, ss	2
	Jim Coleman, of	2
1956	Bill Barnett, of	4
1957	Doug Hoffman, of	2
	Don Shealy, of/p	2

1958	Larry Bagwell, 3b	4
	Doug Hoffman, of	4
1959	Doug Hoffman, of	11
1960	Ty Cline, of	12
1961	Harry Pavlack, 3b	3
1962	Dave Ellisor, 3b	9
1963	Dave Ellisor, 3b	9
1964	Jack McCall, ss	3
1965	Rusty Adkins, of	12
1966	Rusty Adkins, 2b	9
1967	Rusty Adkins, 2b	*17
1968	Keith Waters, of	12
1969	Johnny Severs, of	10
1970	Don Russell, 3b	9
	Johnny Severs, of	9
1971	Johnny Severs, of	17
1972	Charlie Ing, of	7
1973	John Adeimy, ss	3
	Richard Haynes, 2b	3
	Craig White, of	3
1974	Lin Hamilton, c	4
	Charlie Ing, of	4
	Mike Mahoney, of	4
	Kurt Seibert, ss	4
1975	Billy Wingo, 2b	*22
1976	Kurt Seibert, ss	*13
1977	Steve Nilsson, 1b	*15
1978	Billy Weems, of	*26
1979	Dave Buffamoyer, c	21
1980	Billy Weems, of	*30
1981	Mike Mahoney, of	12
1982	Brooks Shumake, of/3b	21
1983	Brooks Shumake, ss	30
1984	Brooks Shumake, of	20
1985	Ray Williams, of	16
1986	Bill Spiers, ss	35
1987	Ray Williams, of	24
1988	Randy Mazey, of	34
1989	Henry Threadgill, 2b	*47
1990	Brian Kowitz, of	*34
1991	Kevin Northrup, of	21
1992	Kevin Northrup, of	*47
1993	Shane Monahan, 1b	17
1994	Mike Hampton, 3b	*39
1995	David Miller, 1b	27
1996	Doug Livingston, 2b	24
1997	Brian Holstad, 2b	11
1998	Ben Holstad, 3b	15
	Doug Roper, ss	15
1999	Henri Stanley, of	27
2000	Casey Stone, of	25
2001	Casey Stone, of	25
2002	Jeff Baker, 3b	17
	Khalil Greene, ss	17
2003	Garrick Evans, of	8
2004	Tony Sipp, of	20
2005	Tyler Colvin, of	12
2006	Tyler Colvin, of	23
2007	Taylor Harbin, ss	14
2008	Stan Widmann, ss	14

Tim Teufel, an 11-year Major Leaguer, led the Tigers in slugging percentage in 1979 and 1980.

Walks

Year	Player, Pos.	BB
1942	Winston Holliday, p	12
1943	Unavailable	
1944	No Team	
1945	H.H. Tyler, 2b	14
1946	June Pruitt, 1b	27
1947	Lynwood McMakin, 2b	30
1948	Leo Fisher, 2b	14
1949	Unavailable	
1950	Unavailable	
1951	Roby Crouch, 1b	20
1952	Joe Murray, 1b	17
1953	Doug Kingsmore, of	10
1954	Dick Swetenburg, 1b	22
1955	Jim O'Quinn, c	9
1956	Unavailable	
1957	Doug Hoffman, of	17
1958	Bailey Hendley, of/p	24
1959	Doug Hoffman, of	33
1960	Bailey Hendley, of/p	18
1961	Dave Lynn, c	22
1962	Johnny Jones, of	21
1963	Johnny Jones, of	19
1964	Jack McCall, ss	20
1965	George Sutton, of	22
1966	Jack McCall, ss	27
1967	Rusty Adkins, 2b	27
1968	Don Russell, 3b	30
1969	Don Russell, 3b	42
1970	Don Russell, 3b	35
1971	Johnny Severs, of	44
1972	Dave Van Volkenburg, 1b/p	27
1973	Smiley Sanders, of	23
1974	Lin Hamilton, c	32
1975	Kurt Seibert, ss	39
1976	Kurt Seibert, ss	50
1977	Steve Nilsson, 1b	45
1978	Steve Nilsson, 1b	47
1979	Neil Simons, of	49
1980	Neil Simons, of	51
1981	Glenn Gallagher, of	34
1982	Craig Roberson, 3b	48
1983	Frank Russ, 2b	36
1984	Brooks Shumake, of	42
1985	Bert Heffernan, c	45
1986	Bert Heffernan, c	55
1987	Bert Heffernan, c	45
1988	Bert Heffernan, c	*62
1989	Mike Couture, c	55
1990	Brian Kowitz, of	44
1991	Todd Stefan, ss	45
1992	Kevin Northrup, of	51
1993	Billy McMillon, of	47
1994	Mike Hampton, 3b	47
1995	Gary Burnham, of	46
1996	Gary Burnham, of	61
1997	Matthew LeCroy, c	53
1998	Patrick Boyd, of	44
1999	Jason Harris, 1b	64
	Henri Stanley, of	64
2000	Patrick Boyd, of	44
2001	Michael Johnson, 1b	43
2002	Michael Johnson, 1b	50
2003	Michael Johnson, 1b	*63
2004	Brad McCann, 3b	36
2005	Brad Chalk, of	34
2006	Brad Chalk, of	41
2007	Andy D'Alessio, 1b	33
2008	Jeff Schaus, of	33

Pitching

Appearances

Year	Player (Throws)	App.
1952	Billy O'Dell (L)	10
1953	Billy O'Dell (L)	11
1954	Billy O'Dell (L)	14
1955	Leonard Humphries (R)	7
1956	Leonard Humphries (R)	9
1957	Harold Stowe (L)	9

1958	Harold Stowe (L)	*^21
1959	Harold Stowe (L)	19
1960	Jimmy Roller (R)	14
1961	Gene Harbeson (R)	12
1962	Tommy Lyon (L)	13
1963	Tommy Lyon (L)	14
1964	Tommy Chapman (L)	12
1965	Charlie Watson (R)	14
1966	Charlie Watson (R)	15
1967	Pete Myers (R)	16
1968	Tom Hudgins (R)	13
1969	Jay Bevis (R)	16
1970	Jay Bevis (R)	20
1971	Jay Bevis (R)	16
	Rusty Gerhardt (L)	16
1972	Jay Bevis (R)	17
1973	Jimmy Baker (R)	18
1974	Larry Meekins (R)	18
1975	Larry Meekins (R)	14
	Chuck Porter (R)	14
1976	Chuck Porter (R)	15
	Randy Quintrell (L)	15
1977	Ron Musselman (R)	17
1978	Dave Woessner (R)	20
1979	Mike Sullivan (R)	17
1980	Billy Trapp (R)	28
1981	Jimmy Key (L)	18
1982	Lee Wiles (R)	22
1983	Lynn Martin (R)	24
1984	John Pawlowski (R)	22
1985	John Burnett (L)	*22
1986	Mike Huggins (R)	22
1987	Phillip Lowery (R)	23
1988	Brian Barnes (L)	22
	Mike Milchin (L)	22
	Jerome Santivasci (R)	22
1989	Jerome Santivasci (R)	27
1990	Ron Frazier (R)	24
1991	Eric Bradford (R)	25
1992	Aaron Jersild (L)	32
1993	Andy Taulbee (R)	30
1994	Scott Winchester (R)	28
1995	Scott Winchester (R)	33
1996	David Shepard (R)	27
1997	Matt Additon (R)	24
	Scott Clackum (R)	24
1998	Scott Clackum (R)	23
1999	Matt Additon (R)	26
2000	Nick Glaser (R)	33
2001	Josh Cram (R)	28
2002	Tyler Lumsden (L)	27
2003	Robert Rohrbaugh (L)	26
2004	Patrick Hogan (R)	24
2005	Jeff Hahn (R)	25
2006	Daniel Moskos (L)	33
2007	Stephen Clyne (R)	31
2008	Matt Vaughn (R)	30

Starts

Year	Player (Throws)	GS
1952	Billy O'Dell (L)	7
1953	Billy O'Dell (L)	8
1954	Billy O'Dell (L)	11
1955	Leonard Humphries (R)	6
1956	Leonard Humphries (R)	7
1957	Harold Stowe (L)	7
1958	Harold Stowe (L)	15
1959	Harold Stowe (L)	9
1960	Dave Sprouse (R)	7
1961	Damon Vincent (R)	10
1962	Tommy Lyon (L)	9
	Dave Olson (R)	9
1963	Damon Vincent (R)	6
1964	Tommy Chapman (L)	11
1965	Tommy Chapman (L)	11
1966	Bill Parmer (R)	9
1967	Bill Parmer (R)	10
1968	Tom Hudgins (R)	10
1969	Rusty Gerhardt (L)	15
1970	Rusty Gerhardt (L)	14
1971	Rusty Gerhardt (L)	14
1972	Rusty Gerhardt (L)	12
1973	Steve Cline (R)	9
1974	Steve Cline (R)	13
1975	Chuck Porter (R)	13
1976	Ron Musselman (R)	14
	Chuck Porter (R)	14
1977	Ron Musselman (R)	15
1978	Mike Sullivan (R)	13
1979	Brian Snyder (L)	14
1980	Mike Brown (R)	15
	Jimmy Key (L)	15
1981	Jimmy Key (L)	15
1982	Jimmy Key (L)	16
1983	Scott Parrish (R)	12
1984	George Stone (R)	11
1985	John Pawlowski (R)	17
	George Stone (R)	17
1986	Bill Steele (R)	16
1987	Brian Barnes (L)	17
1988	Brian Barnes (L)	*19
1989	Brian Barnes (L)	19
1990	Tim Parker (R)	17
1991	Jason Angel (R)	16
1992	Jason Angel (R)	17
1993	Chad Phillips (L)	15
	Jeff Sauve (R)	15
1994	Andy Taulbee (R)	18
1995	Jason Dawsey (L)	19
1996	Kris Benson (R)	19
1997	Ryan Mottl (R)	16
1998	Ryan Mottl (R)	16
1999	Ryan Mottl (R)	17
2000	Ryan Mottl (R)	19
2001	Steve Reba (R)	17



Jason Angel led Clemson in starts in 1991 and 1992.

2002	Steve Reba (R)	19
2003	Tyler Lumsden (L)	16
2004	Kris Harvey (R)	14
	Tyler Lumsden (L)	14
2005	Robert Rohrbaugh (L)	16
2006	Jason Berken (R)	18
	Stephen Faris (R)	18
2007	David Kopp (R)	*18
2008	D.J. Mitchell (R)	14
	Graham Stoneburner (R)	14


Relief Appearances

Year	Player (Throws)	RA
1952	Gerald Dempsey (R)	3
	Charlie Hall (R)	3
	Robby Saylor (L)	3
1953	Bubba Free (R)	4
1954	Mickey Cone (L)	3
	Billy O'Dell (L)	3
1955	Bill Toth (R)	5
1956	Bill Toth (R)	7
1957	Frank Elrod (L)	4
1958	Ed Lakey (R)	8
1959	Harold Stowe (L)	10
1960	Jimmy Roller (R)	9
1961	Jimmy Roller (R)	8
1962	Bill Burnette (R)	9
1963	Tommy Lyon (L)	10
1964	Bob Lowell (R)	9
1965	Charlie Watson (R)	11
1966	Bill James (R)	9
1967	Pete Myers (R)	11
1968	Alan Demarest (R)	9
1969	Jay Bevis (R)	15
1970	Jay Bevis (R)	20
1971	Jay Bevis (R)	16
1972	Jay Bevis (R)	16
1973	Jimmy Baker (R)	17
1974	Larry Meekins (R)	18
1975	Tommy Qualters (R)	13
1976	Houston Matthews (R)	9
1977	Dave Woessner (R)	14
1978	Dave Woessner (R)	19
1979	Billy Trapp (R)	12
	Dave Woessner (R)	12
1980	Billy Trapp (R)	28
1981	Glenn Martin (R)	15
1982	Lee Wiles (R)	22

1983	Lynn Martin (R)	24
1984	John Pawlowski (R)	18
1985	John Burnett (L)	*22
1986	Mike Huggins (R)	22
1987	Phillip Lowery (R)	21
1988	Mike Milchin (L)	22
	Jerome Santivasci (R)	22
1989	Jerome Santivasci (R)	27
1990	Eric Bradford (R)	17
1991	Eric Bradford (R)	25
1992	Aaron Jersild (L)	32
1993	Scott Winchester (R)	26
1994	Scott Winchester (R)	28
1995	Scott Winchester (R)	33
1996	David Shepard (R)	27
1997	Matt Additon (R)	24
	Scott Clackum (R)	24
1998	Scott Clackum (R)	23
1999	Matt Additon (R)	21
2000	Nick Glaser (R)	33
2001	Josh Cram (R)	28
2002	Thomas Boozer (L)	26
2003	Robert Rohrbaugh (L)	25
2004	Patrick Hogan (R)	24
2005	Jeff Hahn (R)	23
2006	Daniel Moskos (L)	33
2007	Stephen Clyne (R)	31
2008	Matt Vaughn (R)	29

Complete Games


Year	Player (Throws)	CG
1952	Billy O'Dell (L)	4
1953	Billy O'Dell (L)	6
1954	Billy O'Dell (L)	9
1955	George Compton (R)	3
1956	Johnny Drake (R)	3
1957	Harold Stowe (L)	4
1958	Harold Stowe (L)	8
1959	Harold Stowe (L)	4
1960	Bailey Hendley (R)	2
	Jimmy Roller (R)	2
1961	Gene Harbeson (R)	4
	Damon Vincent (R)	4
1962	Tommy Lyon (L)	5
1963	Greg Casey (R)	2
	Tommy Chapman (L)	2
1964	Tommy Chapman (L)	6
1965	Tommy Chapman (L)	5



Kris Benson made a school-record-tying 19 starts in 1996 when he was the national player-of-the-year.

1966	Charlie Watson (R)	3
1967	Laval Johnson (L)	2
	Pete Myers (R)	2
	Bill Parmer (R)	2
	Charlie Watson (R)	2
1968	Bill James (R)	4
1969	Dave Van Volkenburg (L)	7
1970	Rusty Gerhardt (L)	*8
1971	Rusty Gerhardt (L)	*6
1972	Rusty Gerhardt (L)	6
1973	Steve Cline (R)	3
	Lindsay Graham (R)	3
1974	Steve Cline (R)	*7
1975	Randy Quintrell (L)	5
1976	Chuck Porter (R)	*11
1977	Ron Musselman (R)	*8
1978	Mike Brown (R)	6
1979	Mike Sullivan (R)	5
1980	Mike Brown (R)	5
1981	Jeff Gilbert (R)	7
1982	Jimmy Key (L)	*7
1983	Jeff Gilbert (R)	2
1984	Scott Parrish (R)	5
1985	George Stone (R)	8
1986	Bill Steele (R)	2
1987	Brian Barnes (L)	5
	Alan Botkin (L)	5
1988	Brian Barnes (L)	6
1989	Brian Barnes (L)	*9
1990	Tim Parker (R)	5
1991	Jason Angel (R)	3
1992	Scott Miller (R)	2
1993	Jason Dawsey (L)	2
1994	Kris Benson (R)	1
	Jason Dawsey (L)	1
	Billy Koch (R)	1
1995	Jason Dawsey (L)	4
1996	Kris Benson (R)	7
1997	Ryan Mottl (R)	2
	Matt White (L)	2
1998	Ryan Mottl (R)	1
	Matt White (L)	1
1999	Ryan Mottl (R)	1
2000	Ryan Mottl (R)	2
2001	Steve Reba (R)	2
2002	Steve Reba (R)	1
2003	Tyler Lumsden (L)	1
2004	Robert Rohrbaugh (L)	1
2005	Josh Cribb (R)	*3
	Stephen Faris (R)	*3
2006	Josh Cribb (R)	1
	Stephen Faris (R)	1
2007	David Kopp (R)	1
2008	D.J. Mitchell (R)	1
	Graham Stoneburner (R)	1

Shutouts		
Year	Player (Throws)	SHO
1947	Joe Hazle (R)	1
1948	Nig Griffith (R)	1
1949	Bob Gaddis (R)	1
1950	Bill Ford (R)	1
	Bob Hughes (L)	1
1951	No Individual Shutouts	
1952	No Individual Shutouts	
1953	Billy O'Dell (L)	2
1954	Billy O'Dell (L)	3
1955	No Individual Shutouts	
1956	No Individual Shutouts	
1957	Don Shealy (R)	1
1958	No Individual Shutouts	
1959	Bailey Hendley (R)	1
	Harold Stowe (L)	1
1960	Jimmy Roller (R)	1
1961	No Individual Shutouts	
1962	Damon Vincent (R)	1
1963	No Individual Shutouts	
1964	Greg Casey (R)	1
1965	Tommy Chapman (L)	2
1966	Charles Watson (R)	1
1967	Laval Johnson (L)	1
	Pete Myers (R)	1
	Bill Parmer (R)	1
1968	John Curtis (L)	1
	Alan Demarest (R)	1
	Nelson Gibson (R)	1
	Tom Hudgins (R)	1
	Bill James (R)	1
1969	Rusty Gerhardt (L)	1
	Tom Hudgins (R)	1
1970	Rusty Gerhardt (L)	1
	Dave Van Volkenburg (L)	1
1971	Dave Van Volkenburg (L)	2
1972	Lindsay Graham (R)	*3
1973	Lindsay Graham (R)	2
1974	Ty Cline (L)	2
1975	Randy Quintrell (L)	2
1976	Ron Musselman (R)	*4
1977	Tommy Qualters (R)	*3
1978	Mike Brown (R)	*2
	Mike Sullivan (R)	*2
1979	Mike Sullivan (R)	*2
1980	Mike Brown (R)	*2
	Bill Duke (R)	*2
1981	Jeff Gilbert (R)	1
	Jimmy Key (L)	1
	Scott Parrish (R)	1
1982	Jeff Gilbert (R)	2
1983	Scott Parrish (R)	*1
1984	Scott Parrish (R)	*2
1985	John Pawlowski (R)	2



Tommy Chapman led the Tigers in innings pitched in 1964 and 1965.

1986	No Individual Shutouts	
1987	Alan Botkin (L)	2
	Oliver Whitaker (L)	2
1988	Alan Botkin (L)	1
	David Tripp (R)	1
1989	Brian Barnes (L)	1
	Ron Frazier (R)	1
1990	Tim Parker (R)	3
1991	Jason Angel (R)	*2
	Scott Miller (R)	*2
1992	No Individual Shutouts	
1993	No Individual Shutouts	
1994	No Individual Shutouts	
1995	Jason Dawsey (L)	2
1996	Kris Benson (R)	*4
1997	No Individual Shutouts	
1998	No Individual Shutouts	
1999	No Individual Shutouts	
2000	Ryan Mottl (R)	1
2001	Steve Reba (R)	1
2002	No Individual Shutouts	
2003	Tyler Lumsden (L)	1
2004	No Individual Shutouts	
2005	Josh Cribb (R)	*2
2006	No Individual Shutouts	
2007	No Individual Shutouts	
2008	Graham Stoneburner (R)	*1


1973	Steve Cline (R)	*7
1974	Steve Cline (R)	*9
1975	Chuck Porter (R)	*8
1976	Chuck Porter (R)	*12
1977	Ron Musselman (R)	*12
1978	Mike Brown (R)	9
1979	Mike Sullivan (R)	*10
1980	Mike Brown (R)	9
1981	Jeff Gilbert (R)	8
	Scott Parrish (R)	8
1982	Jeff Gilbert (R)	*9
	Jimmy Key (L)	*9
1983	Scott Parrish (R)	6
	Tim Rice (L)	6
1984	Scott Parrish (R)	7
	John Pawlowski (R)	7
	George Stone (R)	7
1985	John Pawlowski (R)	9
	George Stone (R)	9
1986	Bill Steele (R)	9
1987	Brian Barnes (L)	*12
1988	Brian Barnes (L)	*13
1989	Brian Barnes (L)	*16
1990	Dave Tripp (R)	8
1991	Jason Angel (R)	*14
1992	Scott Miller (R)	11
1993	Chad Phillips (L)	12
1994	Andy Taulbee (R)	12
1995	Jason Dawsey (L)	11
1996	Kris Benson (R)	14
1997	Ryan Mottl (R)	10
1998	Ryan Mottl (R)	9
1999	Matt Additon (R)	6
	Thomas Boozer (L)	6
	Chris Heck (L)	6
	Mike Paradis (R)	6
2000	Ryan Mottl (R)	10
2001	Steve Reba (R)	12
2002	Matt Henrie (R)	13
	Steve Reba (R)	13
2003	Tyler Lumsden (L)	8
2004	Kris Harvey (R)	6
2005	Josh Cribb (R)	8
	Robert Rohrbaugh (L)	8
2006	Jason Berken (R)	9
	Josh Cribb (R)	9
	Stephen Faris (R)	9
2007	Alan Farina (R)	6
	Ryan Hinson (L)	6
	David Kopp (R)	6
2008	D.J. Mitchell (R)	6
	Graham Stoneburner (R)	6

Innings Pitched		
Year	Player (Throws)	IP
1952	Billy O'Dell (L)	56.0
1953	Billy O'Dell (L)	72.1
1954	Billy O'Dell (L)	91.1
1955	Leonard Humphries (R)	42.0
1956	Johnny Drake (R)	45.2
1957	Harold Stowe (L)	55.1
1958	Harold Stowe (L)	*126.2
1959	Harold Stowe (L)	97.1
1960	Jimmy Roller (R)	71.2
1961	Damon Vincent (R)	61.1
1962	Tommy Lyon (L)	82.0
1963	Damon Vincent (R)	44.1
1964	Tommy Chapman (L)	89.1
1965	Tommy Chapman (L)	85.0
1966	Charlie Watson (R)	65.2
1967	Bill Parmer (R)	71.0
1968	Nelson Gibson (R)	62.0
1969	Dave Van Volkenburg (L)	92.1
1970	Rusty Gerhardt (L)	*100.1
1971	Rusty Gerhardt (L)	*108.0
1972	Rusty Gerhardt (L)	*85.0
1973	Lindsay Graham (R)	60.2
1974	Steve Cline (R)	*102.2
1975	Chuck Porter (R)	*81.1
1976	Chuck Porter (R)	*119.0
1977	Ron Musselman (R)	*117.1
1978	Mike Brown (R)	83.1
1979	Mike Sullivan (R)	*91.0
1980	Jimmy Key (L)	*111.1
1981	Jeff Gilbert (R)	102.1
1982	Jimmy Key (L)	*116.0
1983	Scott Parrish (R)	62.2
1984	George Stone (R)	80.2
1985	George Stone (R)	127.1
1986	Bill Steele (R)	109.1
1987	Brian Barnes (L)	120.2
1988	Brian Barnes (L)	*137.2
1989	Brian Barnes (L)	*146.0
1990	Tim Parker (R)	97.0
1991	Jason Angel (R)	108.0
1992	Jason Angel (R)	105.1
1993	Andy Taulbee (R)	97.1
1994	Andy Taulbee (R)	114.2
1995	Jason Dawsey (L)	129.1
1996	Kris Benson (R)	*156.0
1997	Ryan Mottl (R)	106.2
1998	Ryan Mottl (R)	101.0
1999	Ryan Mottl (R)	99.2
2000	Ryan Mottl (R)	107.0
2001	Steve Reba (R)	108.0
2002	Matt Henrie (R)	112.2
	Steve Reba (R)	112.2
2003	Tyler Lumsden (L)	86.0
2004	Tyler Lumsden (L)	81.1
2005	Josh Cribb (R)	109.1
2006	Stephen Faris (R)	103.0
2007	David Kopp (R)	99.2
2008	D.J. Mitchell (R)	98.2

ERA		
Year	Player (Throws)	ERA
1953	Billy O'Dell (L)	1.36
1954	Billy O'Dell (L)	0.79
1955	Unavailable	
1956	Johnny Drake (R)	2.56
1957	Harold Stowe (L)	3.58
1958	Harold Stowe (L)	2.34
1959	Harold Stowe (L)	1.57
1960	Jimmy Roller (R)	2.76
1961	Gene Harbeson (R)	3.31
1962	Tommy Lyon (L)	3.62
1963	Greg Casey (R)	2.66
1964	Bob Lowell (R)	2.41
1965	Tommy Chapman (L)	1.80
1966	Charlie Watson (R)	3.43
1967	Bill Parmer (R)	1.14
1968	John Curtis (L)	1.80
1969	Jay Bevis (R)	*1.59
1970	Jay Bevis (R)	1.12
1971	Rusty Gerhardt (L)	2.17

Jason Dawsey had team-highs in complete games (4) and shutouts (2) in 1995.

Wins		
Year	Player (Throws)	W
1952	Billy O'Dell (L)	5
1953	Billy O'Dell (L)	6
1954	Billy O'Dell (L)	*8
1955	Leonard Humphries (R)	3
1956	Johnny Drake (R)	4
1957	Harold Stowe (L)	3
1958	Harold Stowe (L)	*14
1959	Harold Stowe (L)	7
1960	Jimmy Roller (R)	5
1961	Damon Vincent (R)	5
1962	Tommy Lyon (L)	*7
1963	Greg Casey (R)	4
1964	Tommy Chapman (L)	6
1965	Bill Parmer (R)	5
	Charlie Watson (R)	5
1966	Charlie Watson (R)	6
1967	Bill Parmer (R)	*9
1968	Nelson Gibson (R)	7
1969	Dave Van Volkenburg (L)	9
1970	Rusty Gerhardt (L)	*9
1971	Rusty Gerhardt (L)	*11
1972	Rusty Gerhardt (L)	7



Jerome Santivasci led Clemson in ERA in both 1988 and 1989 with an ERA under 2.00 each season.


1972	Rusty Gerhardt (L)	2.22
1973	Steve Cline (R)	2.12
1974	Steve Cline (R)	1.84
1975	Randy Quintrell (L)	1.50
1976	Ron Musselman (R)	2.11
1977	Brian Snyder (L)	*1.19
1978	Tommy Qualters (L)	*0.79
1979	Mike Sullivan (R)	*1.98
1980	Bill Duke (R)	*2.24
1981	Jeff Gilbert (R)	3.25
1982	Jimmy Key (L)	2.79
1983	Jeff Gilbert (R)	2.25
1984	Scott Parrish (R)	2.20
1985	George Stone (R)	3.89
1986	Oliver Whitaker (L)	3.12
1987	Alan Botkin (L)	2.54
1988	Jerome Santivasci (R)	1.98
1989	Jerome Santivasci (R)	1.36
1990	Tim Parker (R)	2.97
1991	Jason Angel (R)	*2.33
1992	Mike Holtz (L)	1.26
1993	Scott Winchester (R)	2.61
1994	Mike Holtz (L)	1.66
1995	Scott Winchester (R)	0.59
1996	Kris Benson (R)	*2.02
1997	Ryan Mottl (R)	4.73
1998	Scott Clackum (R)	1.11
1999	Chris Heck (L)	2.23
2000	Nick Glaser (R)	2.45
2001	Steve Reba (R)	2.58
2002	Matt Henrie (R)	3.12
2003	Jason Berken (R)	3.19
2004	Jason Berken (R)	2.53
2005	Stephen Faris (R)	2.60
2006	Stephen Faris (R)	2.36
2007	Stephen Clyne (R)	2.58
2008	Matt Vaughn (R)	3.15

Strikeouts

Year	Player (Throws)	K
1952	Billy O'Dell (L)	81
1953	Billy O'Dell (L)	108
1954	Billy O'Dell (L)	*111
1955	Leonard Humphries (R)	39
1956	Johnny Drake (R)	49
1957	Harold Stowe (L)	36
1958	Harold Stowe (L)	*126
1959	Harold Stowe (L)	*117
1960	Bailey Hendley (R)	39

1961	Damon Vincent (R)	62
1962	Tommy Lyon (L)	52
1963	Damon Vincent (R)	48
1964	Tommy Chapman (L)	*83
1965	Tommy Chapman (L)	100
1966	Charlie Watson (R)	72
1967	Charlie Watson (R)	71
1968	Bill James (R)	45
1969	Rusty Gerhardt (L)	*99
1970	Rusty Gerhardt (L)	*111
1971	Rusty Gerhardt (L)	*111
1972	Rusty Gerhardt (L)	61
1973	Steve Cline (R)	68
1974	Steve Cline (R)	*69
1975	Chuck Porter (R)	67
1976	Ron Musselman (R)	78
1977	Ron Musselman (R)	*107
1978	Mike Sullivan (R)	63
1979	Mike Sullivan (R)	79
1980	Mike Brown (R)	77
1981	Jeff Gilbert (R)	58
1982	Jimmy Key (L)	94
1983	Tim Rice (L)	42
1984	George Stone (R)	57

Daniel Moskos had a combined 16 saves during the 2006 and 2007 seasons. He led Clemson in that category both years.



1985	George Stone (R)	93
1986	Brian Barnes (L)	53
1987	Brian Barnes (L)	*112
1988	Brian Barnes (L)	*140
1989	Brian Barnes (L)	*A208
1990	Tim Parker (R)	90
1991	Mike Kimbrell (R)	74
1992	Jason Angel (R)	76
1993	Andy Taulbee (R)	85
1994	Andy Taulbee (R)	103
1995	Jason Dawsey (L)	*133
1996	Kris Benson (R)	*204
1997	Ryan Mottl (R)	99
1998	Ryan Mottl (R)	96
1999	Mike Paradis (R)	87
2000	Ryan Mottl (R)	81
2001	Steve Reba (R)	103
2002	Steve Reba (R)	82
2003	Tyler Lumsden (L)	72
2004	Tyler Lumsden (L)	88
2005	Josh Cribb (R)	97
2006	Stephen Faris (R)	86
2007	Daniel Moskos (L)	78
2008	D.J. Mitchell (R)	106

Saves

Year	Player (Throws)	Svs
1969	Jay Bevis (R)	6
1970	Jay Bevis (R)	5
1971	Jay Bevis (R)	4
1972	Jay Bevis (R)	5
1973	Jimmy Baker (R)	3
	Lindsay Graham (R)	3
1974	Larry Meekins (R)	3
1975	Tommy Qualters (R)	6
1976	Houston Matthews (R)	4
1977	Dave Woessner (R)	5
1978	Dave Woessner (R)	6
1979	Len Bradley (R)	5
1980	Len Bradley (R)	7
1981	Lynn Martin (R)	2
	Tim Rice (L)	2
1982	Roger Hackett (L)	2
	David Hess (R)	2
	Lee Wiles (R)	2
1983	Lynn Martin (R)	4
1984	John Pawlowski (R)	4
1985	John Burnett (L)	*4
1986	Chuck Baldwin (R)	5
1987	Doug Marchal (R)	5
1988	Mike Milchin (L)	8
1989	Jerome Santivasci (R)	6
1990	Ron Frazier (R)	4
1991	Eric Bradford (R)	2
	Mike Holtz (L)	2
	Scott Miller (R)	2
	Chad Phillips (L)	2



Ryan Mottl faced more batters than any other Tiger for four straight years (1997-00).

1992	Aaron Jersild (L)	7
1993	Scott Winchester (R)	10
1994	Scott Winchester (R)	10
1995	Scott Winchester (R)	*14
1996	David Shepard (R)	5
1997	Matt Additon (R)	5
1998	Scott Clackum (R)	*9
1999	Chris Heck (L)	5
2000	Nick Glaser (R)	*15
2001	Josh Cram (R)	6
2002	Paul Harrelson (R)	8
2003	Paul Harrelson (R)	6
2004	Patrick Hogan (R)	*10
2005	Jeff Hahn (R)	3
2006	Daniel Moskos (L)	10
2007	Daniel Moskos (L)	6
2008	Matt Vaughn (R)	11

Batters Faced

Year	Player (Throws)	BF
1960	Jimmy Roller (R)	289
1961	Damon Vincent (R)	286
1962	Tommy Lyon (L)	346
1963	Tommy Lyon (L)	198

1964	Tommy Chapman (L)	394
1965	Tommy Chapman (L)	364
1966	Charlie Watson (R)	276
1967	Bill Farmer (R)	290
1968	Nelson Gibson (R)	257
1969	Dave Van Volkenburg (L)	407
1970	Rusty Gerhardt (L)	410
1971	Rusty Gerhardt (L)	424
1972	Lindsay Graham (R)	276
1973	Steve Cline (R)	257
1974	Steve Cline (R)	417
1975	Chuck Porter (R)	361
1976	Chuck Porter (R)	474
1977	Ron Musselman (R)	483
1978	Brian Snyder (L)	370
1979	Brian Snyder (L)	397
1980	Jimmy Key (L)	454
1981	Jeff Gilbert (R)	429
1982	Jimmy Key (L)	485
1983	Scott Parrish (R)	273
1984	George Stone (R)	327
1985	George Stone (R)	569
1986	Bill Steele (R)	481
1987	Brian Barnes (L)	523
1988	Brian Barnes (L)	598
1989	Brian Barnes (L)	*602
1990	Tim Parker (R)	417
1991	Jason Angel (R)	443
1992	Jason Angel (R)	454
1993	Andy Taulbee (R)	419
1994	Andy Taulbee (R)	489
1995	Jason Dawsey (L)	529
1996	Kris Benson (R)	*606
1997	Ryan Mottl (R)	479
1998	Ryan Mottl (R)	441
1999	Ryan Mottl (R)	480
2000	Ryan Mottl (R)	451
2001	Steve Reba (R)	434
2002	Steve Reba (R)	437
2003	Tyler Lumsden (L)	373
2004	Tyler Lumsden (L)	358
2005	Josh Cribb (R)	469
2006	Stephen Faris (R)	408
2007	David Kopp (R)	429
2008	D.J. Mitchell (R)	428

* - led the ACC; ^ - led the nation;
Note: **Bold** denotes a Clemson single-season record.

Individual Career Batting Stats (ACC Era)

Player	Year(s)	Avg	G-S	AB	R	H	2B	3B	HR	RBI	SB
Abbott, Gus	1956-58	.278	NA-NA	54	10	15	4	0	2	10	0-NA
Adams, Mark	1970-73	.229	29-NA	35	3	8	0	2	1	5	0-NA
Adeimy, John	1973	.298	37-NA	121	16	36	1	2	1	15	3-NA
Adkins, Rusty	1965-67	.379	97-NA	396	109	150	22	17	11	66	38-NA
Anderson, Alan	1969	1.000	3-NA	2	2	2	1	0	0	2	0-NA
Anderson, Jack	1969	.258	23-NA	66	14	17	0	1	1	6	4-NA
Anderson, Jim	1990,91	.254	101-NA	264	55	67	15	0	9	40	1-4
Andrade, Jr., Jorge	2005	.208	19-4	24	4	5	1	0	1	5	0-0
Antonokas, George	1969	.250	2-NA	4	0	1	0	0	0	0	0-NA
Allen, Robbie	1978-80	.267	143-NA	484	100	129	19	6	11	73	19-28
Armstrong, Terry	1971-74	.249	77-NA	185	23	46	7	0	0	23	2-NA
Ayers, Stan	1962-64	.293	62-NA	188	32	55	3	1	4	31	4-NA
Ayoub, Pete	1961-63	.318	70-NA	261	51	83	17	3	2	53	1-NA
Bach, Woody	1968	.167	20-NA	30	5	5	0	0	0	1	1-NA
Bagwell, Kenny	1970,72	.278	65-NA	237	40	66	14	0	0	22	3-NA
Bagwell, Larry	1957-59	.265	NA-NA	324	67	86	13	5	3	52	8-NA
Baker, Jeff	2000-02	.334	196-194	773	191	258	41	4	59	226	26-37
Baker, Jimmy	1970,72,73	.167	23-NA	18	1	3	0	0	0	1	0-NA
Baldwin, Chuck	1984-87	.333	228-NA	935	177	311	62	8	29	184	16-23
Ballentine, Tim	1975	.500	4-NA	4	1	2	1	0	0	0	0-NA
Barbary, Eddie	1965-67	.278	95-NA	334	55	93	11	3	4	38	5-NA
Barnes, Brian	1987	.000	20-NA	2	0	0	0	0	0	1	0-0
Barnett, Bill	1954-56	.287	NA-NA	230	47	66	9	6	6	35	13-NA
Barrett, Joe	1984	.286	10-NA	14	2	4	0	0	0	2	0-0
Baucom, Steve	1984-87	.331	206-NA	698	131	231	49	12	14	139	17-20
Beasley, David	1976	.000	10-NA	4	0	0	0	0	0	0	1-NA
Beasley, Rick	1971	.191	18-NA	47	3	9	0	0	0	3	1-NA
Belk, Greg	1972,74-76	.210	70-NA	205	37	43	7	1	5	24	9-NA
Bevis, Jay	1969-72	.280	83-NA	25	10	7	0	0	0	1	0-NA
Biegert, Mark	1984-87	.312	174-NA	372	95	116	21	5	5	71	15-15
Bigwood, Dave	1973	.000	14-NA	4	0	0	0	0	0	0	0-NA
Blackston, Charlie	1954,55	.214	24-NA	56	11	12	2	0	2	8	2-NA
Blakeney, Reid	1959,60	.208	22-NA	24	6	5	1	0	0	4	0-NA
Blanton, Bo	1982	.333	7-NA	9	2	3	0	0	0	4	0-0
Boettcher, Donny	1970	.143	6-NA	7	0	1	0	0	0	0	0-NA
Bohonak, Mike	1963,64	.312	36-NA	125	23	39	7	1	2	17	4-NA
Bonekat, Bill	1967-69	.150	20-NA	20	1	3	0	0	0	3	0-NA
Bonnette, Robert	1976-79	.305	211-NA	813	173	248	51	9	18	174	28-NA
Borgert, Derek	1996-99	.319	159-79	342	64	109	23	0	7	72	1-2
Boyd, Patrick	1998-01	.341	191-190	760	196	259	57	6	28	178	49-63
Boyd, Roger	1960	.158	18-NA	19	3	3	1	0	0	3	2-NA
Boyd, Wilson	2007,08	.293	121-104	426	81	125	19	4	13	74	7-15
Bradford, Jeff	1971-73	.161	26-NA	31	2	5	0	0	1	4	0-NA
Bradley, Jimmy	1967,68	.254	31-NA	59	9	15	1	0	0	7	1-NA
Bradshaw, Toby	1960	.304	22-NA	79	8	24	7	1	0	15	1-NA
Bray, Randy	1968-70	.302	128-NA	457	75	138	22	1	5	64	17-NA
Brier, Coe	1981,82	.252	80-NA	218	25	55	14	1	7	36	6-6
Brizek, Seth	1993-95	.260	180-165	654	113	170	31	1	19	99	16-26
Brooks, Jerry	1986-88	.349	177-NA	647	150	226	44	5	30	158	8-11
Broome, Nathan	1996,97	.308	91-52	198	39	61	7	2	3	33	7-7
Brown, Carol	1955-57	.181	NA-NA	105	16	19	1	2	0	5	0-NA
Brown, Joe	1954	.250	13-NA	28	4	7	0	0	1	5	2-NA
Brown, Mike	1979,80	.000	36-NA	1	1	0	0	0	0	0	0-0
Browning, Skip	1998	-----	13-11	0	0	0	0	0	0	0	0-0
Bryant, Russell	1970,71	.200	15-NA	15	1	3	1	0	0	0	0-NA
Bryant, Tim	1959,60	.257	36-NA	74	12	19	1	0	1	10	0-NA
Buffamoyer, Dave	1978,79	.317	85-NA	287	84	91	13	5	12	52	32-40
Bultmann, Kurt	1996-99	.321	249-241	953	233	306	82	4	43	214	13-20
Bunnell, David	2007	.234	29-14	47	7	11	3	0	0	6	0-0

Steve Baucom had a .331 career batting average in 206 games over four seasons (1984-87).

Randy Bray hit .302 in 128 career games from 1968-70.

Player	Year(s)	Avg	G-S	AB	R	H	2B	3B	HR	RBI	SB
Burg, Alex	2006,07	.202	72-26	129	17	26	6	0	1	17	2-2
Burgess, J.D.	2007,08	.225	93-61	209	34	47	7	1	1	21	2-3
Burnette, Bill	1961,62	.222	13-NA	9	4	2	0	0	1	2	0-NA
Burnette, Zack	1958-60	.240	NA-NA	288	42	69	7	2	2	36	4-NA
Burnham, Gary	1994-97	.340	213-213	795	215	270	77	10	29	209	10-22
Caldwell, Dave	1975-77	.298	127-NA	483	103	144	30	12	18	106	10-NA
Calitri, Mike	1998-00	.291	92-45	189	45	55	14	2	8	51	1-2
Cantrell, Jim	1955	.000	5-NA	5	1	0	0	0	0	0	0-NA
Carraway, Doug	1965,66	.308	8-NA	13	2	4	1	0	0	0	0-NA
Carter, Chris	1992,93	.294	44-13	51	14	15	2	0	2	8	2-2
Casanova, Adrian	2005,06	.244	135-131	373	56	91	15	2	9	61	1-2
Casey, Greg	1963,64	.194	22-NA	36	3	7	1	0	0	3	0-NA
Castelli, Bill	1979,80	.282	70-NA	163	26	46	12	3	3	34	6-6
Chalk, Brad	2005-07	.356	177-167	599	139	213	26	6	0	49	32-40
Chapman, Tommy	1963-65	.275	44-NA	91	11	25	6	1	0	7	0-NA
Charpia, Bo	1999	-----	1-0	0	0	0	0	0	0	0	0-0
Charpia, Rusty	1986,88,89	.288	172-NA	548	122	158	28	6	7	81	25-32
Chastain, Billy	1988	.171	29-NA	41	7	7	1	0	2	8	0-0
Cline, Steve	1973	.222	10-NA	18	3	4	0	1	0	3	0-NA
Cline, Ty	1959,60	.335	53-NA	224	60	75	12	8	1	36	22-NA
Coder, Chad	2001,02	.280	96-65	275	61	77	20	2	6	36	21-24
Cohen, Earl	1966,67	.375	15-NA	8	1	3	1	0	0	2	0-NA
Coker, Butch	1957-59	.261	NA-NA	261	29	68	4	5	2	44	1-NA
Coker, Roy	1954	.314	23-NA	105	17	33	5	4	0	13	1-NA
Coleman, Jim	1955	.423	11-NA	26	7	11	1	0	1	4	2-NA
Colvin, Tyler	2004-06	.315	186-165	667	136	210	54	7	20	142	39-47
Compton, George	1955,56	.179	NA-NA	28	2	5	0	0	0	0	0-NA
Corbin, Ted	1992	.372	54-54	199	51	74	14	2	0	20	10-13
Cordileone, Lou	1959	.250	16-NA	48	10	12	1	0	2	10	3-NA
Cositore, Vince	1972	.000	1-NA	1	0	0	0	0	0	0	0-NA
Couture, Mike	1987-90	.299	202-NA	616	159	184	36	7	32	151	85-107
Cowart, Lawton	1964-66	.287	75-NA	254	56	73	7	2	12	50	4-NA
Crews, Jerry	1956	.750	NA-NA	4	0	3	0	0	0	2	0-NA
Crocker, Barry	1954	.306	24-NA	98	18	30	4	2	2	16	3-NA
Crosland, Ben	1954,55	.211	11-NA	19	5	4	2	0	0	4	0-NA
Crowley, Jim	1988-91	.328	247-NA	826	199	271	57	1	43	197	23-31
Currier, Steve	1985	-----	18-NA	0	0	0	0	0	0	0	0-1
Curtis, John	1968	.258	14-NA	31	5	8	0	1	1	5	1-NA
D'Alessio, Andy	2004-07	.309	253-239	853	169	264	51	3	59	217	11-17
Daniels, Fred	1990-92	.249	93-NA	189	41	47	10	2	0	30	7-11
Dantzler, Ellis	1964-66	.341	62-NA	220	40	75	11	6	5	44	8-NA
Davidson, Mark	1982	.336	59-NA	223	58	75	16	2	8	50	18-18
Davis, Billy	1983	.241	33-NA	83	12	20	5	1	0	11	4-7
Dawsey, Jason	1993-95	.259	143-71	139	33	36	5	1	1	14	3-3
DeBerry, Fred	1957-59	.287	NA-NA	254	53	73	11	2	1	44	7-NA
DeBerry, Joe	1989-91	.336	188-NA	655	152	220	35	6	35	159	15-21
DeMaino, L.J.	2002	.291	49-30	127	32	37	3	5	0	15	12-14
Demarest, Alan	1968-70	.273	38-NA	44	6	12	4	1	0	6	0-NA
Demmink, Herman	2003-06	.311	232-207	821	168	255	46	7	13	116	30-44
DeMoura, Eric	1994-97	.295	185-132	550	110	162	20	1	4	82	16-21
Dempsey, Bob	1959	.261	18-NA	46	10	12	2	1	1	10	1-NA
Diehl, Keith	1986	.333	13-NA	21	3	7	1	0	0	1	0-0
Dillon, Scott	1985,86	.306	124-NA	447	85	137	24	3	8	78	25-31
Dinneen, John	1966,67	.150	20-NA	20	8	3	0	1	0	1	1-NA
Dixon, Eddie	1969,70	.284	60-NA	169	32	48	9	8	2	29	2-NA
Douglass, Jesse	1999	.000	7-0	7	0	0	0	0	0	0	0-0
Drake, Johnny	1956	.217	NA-NA	23	4	5	1	1	2	8	0-NA
DuBose, Scott	1979	.240	14-NA	25	4	6	1	0	1	4	2-2

Individual Career Batting Stats (ACC Era)



Kris Harvey was a career .335 hitter who belted 25 of his 35 career homers in 2005.

Player	Year(s)	Avg	G-S	AB	R	H	2B	3B	HR	RBI	SB
Duffie, Will	1994-96	.283	177-131	491	92	139	28	4	10	92	3-5
Dukes, Mike	1958	.000	NA-NA	1	0	0	0	0	0	0	0-NA
Dunlap, Gene	1966	.185	14-NA	27	6	5	1	0	1	8	1-NA
Easterling, Jess	2003	.300	10-1	10	3	3	0	0	0	0	1-1
Eckerl, Tony	1973-75	.266	86-NA	289	33	77	14	1	8	43	4-NA
Edgeworth, Teak	1958	.000	NA-NA	3	0	0	0	0	0	0	0-NA
Ellis, Brian	1997-00	.297	190-162	583	152	173	41	3	7	117	19-25
Ellisor, Dave	1961-63	.290	57-NA	221	50	64	7	5	2	28	19-NA
Embler, Jason	1994-97	.302	215-180	724	150	219	44	3	30	144	5-11
Epps, Chris	2008	.218	40-33	101	19	22	2	0	1	12	5-6
Eskew, Jerry	1968	.239	23-NA	67	7	16	3	0	2	9	0-NA
Eubanks, Charlie	1959	1.000	2-NA	1	0	1	0	0	0	0	0-NA
Evans, Garrick	2002-04	.302	121-69	291	60	88	26	2	4	41	15-22
Everett, Brady	2003,04	.270	56-34	122	12	33	7	0	2	19	1-2
Eydenberg, Mike	1993,94	.291	100-77	296	45	86	25	4	2	55	5-8
Fahrney, Gary	1975,76	.273	47-NA	139	33	38	6	2	4	26	3-NA
Fairey, Burke	1985-88	.291	121-NA	244	56	71	20	5	4	38	8-13
Faw, Brian	1989	----	20-NA	0	0	0	0	0	0	0	0-0
Ferguson, Jesse	2005	.154	44-5	52	6	8	1	0	0	5	1-1
Fish, Barry	1963	.200	19-NA	50	9	10	1	1	0	8	1-NA
Fisher, Jeff	1985	.000	15-NA	1	0	0	0	0	0	0	0-0
Fitzsimmons, Pat	1972-75	.261	116-NA	376	48	98	10	2	1	57	10-NA
Foley, Bill	1975-77	.302	118-NA	444	79	134	23	3	25	103	1-NA
Foster, Chuck	1990,91	.273	70-NA	143	37	39	7	0	2	14	4-5
Frank, Kyle	1999,01-03	.297	230-206	818	152	243	48	1	14	138	13-23
Frantz, Tim	1994,95	.154	29-0	26	4	4	0	0	0	2	0-0
Freeman, Mike	2008	.332	54-52	199	46	66	8	0	1	19	3-7
Freeman, Todd	1978	.217	20-NA	46	10	10	3	2	1	9	0-0
Frick, Talmadge	1962	.500	7-NA	2	2	1	0	0	0	0	0-NA
Fulton, Jay	1981-84	.181	146-NA	287	62	52	8	1	9	43	25-29
Gaddis, C.J.	2004	.000	22-3	16	6	0	0	0	0	2	3-4
Gaines, Roger	1954,55	.268	39-NA	149	10	40	8	0	0	23	4-NA
Gallagher, Glenn	1980,81	.298	107-NA	386	67	115	16	1	15	65	10-13
Galloway, Paul	1993-96	.301	194-150	572	120	172	45	6	16	100	17-22
Gambrell, Sam	1957	.111	NA-NA	9	2	1	0	0	0	0	0-NA
Gardner, Jack	1958	1.000	NA-NA	1	0	1	0	0	0	1	0-NA
Garrison, Dave	1956	.277	NA-NA	65	13	18	0	0	2	5	1-NA
Gerhardt, Rusty	1969-72	.265	70-NA	147	14	39	4	2	3	23	2-NA
Gibson, Nelson	1966-68	.318	45-NA	66	13	21	1	0	0	12	2-NA
Gilbert, Jeff	1981-83	.000	43-NA	1	0	0	0	0	0	0	0-0
Giles, Bob	1956	.429	NA-NA	7	1	3	0	0	0	0	0-NA
Graham, Lindsay	1970-73	.110	48-NA	73	6	8	1	0	0	3	0-NA
Green, Steve	1985,86	.248	57-NA	153	30	38	7	0	5	17	4-6
Green, Zane	2001-04	.273	197-95	414	92	113	24	2	6	57	11-15
Greene, Khalil	1999-02	.377	272-271	1069	265	403	95	7	52	276	55-67
Grove, Trent	1980	.222	16-NA	27	4	6	1	0	0	4	0-0
Guin, Greg	1979-91	.309	154-NA	547	106	169	42	2	14	120	15-20
Hackle, Trent	1991-93	.261	66-30	157	21	41	5	1	0	20	3-5
Hall, Ben	2005,06	.266	78-11	109	15	29	7	1	3	18	1-4
Hamilton, Lin	1971-74	.294	131-NA	435	75	128	19	6	10	72	7-NA
Hampton, Mike	1993,94	.341	121-106	417	113	142	34	6	14	92	42-52
Harbeson, Gene	1961-63	.254	64-NA	213	35	54	9	0	9	28	4-NA
Harbin, Taylor	2005-07	.320	194-193	781	160	250	67	7	30	172	31-39
Harris, Jason	1998,99	.347	128-128	475	132	165	37	2	19	125	31-38
Harrison, Robert	1955	.381	9-NA	21	2	8	1	0	0	1	0-NA
Harvey, Kris	2003-05	.335	151-137	487	107	163	28	0	35	122	5-10
Hawkins, Heyward	1962	.000	1-NA	1	0	0	0	0	0	0	0-NA
Hawkins, Ty	1987	.333	15-NA	21	2	7	2	0	0	3	0-0

Player	Year(s)	Avg	G-S	AB	R	H	2B	3B	HR	RBI	SB
Haynes, Richard	1971-74	.275	142-NA	502	88	138	23	4	13	75	6-NA
Heffernan, Bert	1985-88	.337	259-NA	993	285	335	63	14	27	195	54-71
Helms, Garry	1965,67	.343	41-NA	143	22	49	6	3	2	26	2-NA
Hendley, Bailey	1958-60	.333	NA-NA	279	71	93	15	4	5	42	9-NA
Hendricks, Pete	1970-72	.248	47-NA	165	20	41	2	2	0	16	3-NA
Henrie, Matt	2001	.000	18-10	1	0	0	0	0	0	0	0-0
Hester, Ricky	1982,83	.314	95-NA	303	61	95	14	8	5	49	20-25
Hinson, John	2008	.264	39-25	87	10	23	0	1	1	11	5-6
Hoffman, Doug	1957-59	.247	NA-NA	279	65	69	8	8	8	47	17-NA
Hogan, Doug	2005-08	.295	168-124	509	83	150	33	6	25	104	19-32
Hogan, Patrick	2001	.000	16-1	1	0	0	0	0	0	0	0-0
Holland, Eddie	1968-70	.242	103-NA	293	51	71	12	3	6	40	3-NA
Holloway, Tito	1998	.500	8-0	4	0	2	0	0	0	0	0-0
Holstad, Brian	1997-00	.264	197-136	478	113	126	16	3	3	64	31-40
Hoover, Alan	1976-78	.256	94-NA	293	49	75	24	1	6	41	3-NA
Horne, Todd	1982	.304	16-NA	23	5	7	0	0	0	6	0-0
Hourigan, Jeff	2002,03	.270	107-79	307	36	83	14	0	8	47	1-1
Howard, Mo	1971	.000	1-NA	1	0	0	0	0	0	0	0-NA
Hub, Ryan	2000,02-04	.230	128-59	230	44	53	8	2	6	35	5-9
Hubbard, Bob	1957	.157	NA-NA	51	7	8	0	0	0	2	0-NA
Hudgins, Tom	1968-70	.083	34-NA	36	3	3	0	0	0	3	0-NA
Huggins, Elmer	1960	.038	15-NA	26	1	1	0	0	0	1	0-NA
Huggins, Mark	1982,84	.163	24-NA	43	5	7	2	0	0	6	3-3
Hughes, Jerald	1972	.143	18-NA	7	4	1	1	0	0	2	1-NA
Humphrey, Andre	1994	.164	32-20	67	13	11	2	1	0	2	1-3
Humphries, Leonard	1954-56	.185	NA-NA	54	6	10	0	0	1	5	0-NA
Hyde, Justin	1998	.348	27-9	46	7	16	7	1	2	12	1-1
Ing, Charlie	1972-74	.277	85-NA	296	46	82	17	5	3	28	13-NA
Ingram, John	2004-06	.234	75-28	128	18	30	6	0	4	21	2-3
Jackson, Steven	2004	.000	22-3	1	0	0	0	0	0	0	0-0
Jackson, Tony	1963-65	.283	57-NA	145	27	41	12	3	1	13	1-NA
James, Bill	1966-68	.189	34-NA	37	6	7	0	0	1	6	0-NA
Jasensky, Joe	1981	.156	19-NA	45	6	7	1	1	0	3	2-2
Jay, John	1984-87	.307	147-NA	345	66	106	21	0	21	77	1-5
Johnson, Addison	2007	.286	61-58	217	35	62	8	5	1	23	8-11
Johnson, Johnny	1968,70	.185	48-NA	130	19	24	5	0	4	17	2-NA
Johnson, Laval	1967-69	.157	84-NA	89	40	14	6	2	0	13	6-NA
Johnson, Michael	2000-03	.344	235-219	800	201	275	52	4	58	213	25-31
Jones, Johnny	1962,63	.379	50-NA	182	50	69	7	4	11	49	5-NA
Jordan, Whitey	1956	.000	NA-NA	11	2	0	0	0	0	0	0-NA
Kaltenbach, Leo	1955	.200	7-NA	15	3	3	2	1	0	3	0-NA
Kane, Jeff	1998,99	.269	28-0	26	5	7	1	0	1	4	0-0
Kelley, Steve	1971	.500	5-NA	2	3	1	0	0	1	2	0-NA
Keppen, Jeff	1994	.000	17-2	1	0	0	0	0	0	0	0-0
Key, Jimmy	1980-82	.325	153-NA	465	113	151	32	2	10	86	11-16
Khoury, Pete	1976,77	.203	66-NA	212	25	43	7	1	1	22	5-NA
Kingsmore, Doug	1954	.371	24-NA	89	25	33	3	0	10	27	8-NA
Klosterman, Ryan	2001	.071	17-0	14	2	1	1	0	0	2	0-0
Kowitz, Brian	1988-90	.319	194-NA	699	178	223	53	11	9	124	76-90
Kreiger, Ray	1982	.370	18-NA	27	11	10	1	1	0	5	1-1
Kuester, Steve	1968-70	.213	83-NA	235	33	50	7	2	7	32	2
LaBella, Barney	1973-75	.200	24-NA	40	3	8	2	1	0	5	0-NA
Lakey, Ed	1958	.154	NA-NA	26	6	4	1	0	1	3	0-NA
Lam, Elmo	1961-63	.296	74-NA	301	73	89	17	3	8	52	11-NA
Landers, Bill	1955	.190	9-NA	21	6	4	0	0	1	2	0-NA
Lawmore, Wayne	1973	.000	4-NA	2	0	0	0	0	0	0	0-NA
LeCroy, Bradley	1997-00	.266	173-97	395	83	105	23	1	4	67	16-21
LeCroy, Matthew	1995-97	.336	199-199	736	178	247	48	1	53	208	8-15
Ledford, Randy	1972	.125	4-NA	8	0	1	0	0	0	0	0-NA

Jason Embler slugged 30 homers, 44 doubles, and totaled 144 RBIs in 215 career games from 1994-97. He was also a stand-out defensive first-baseman.



Individual Career Batting Stats (ACC Era)

Third-baseman
Brad McCann
hit .363 with 41
doubles and
25 home runs
in two seasons
(2003,04) at
Clemson.

Player	Year(s)	Avg	G-S	AB	R	H	2B	3B	HR	RBI	SB
Lee, Alex	2007,08	.265	85-32	132	22	35	4	2	0	14	3-6
Lee, Larry	1973	.000	8-NA	11	0	0	0	0	0	1	0-NA
Leggett, Tanner	2005,06	.231	30-1	26	4	6	0	0	1	3	0-0
Lemaster, Dave	1980-83	.261	181-NA	560	91	146	26	8	16	75	33-36
Livingston, Doug	1995	.298	126-124	483	129	144	30	2	12	77	36-41
Lockhart, Mike	1989,91,92	.296	144-NA	406	80	120	27	4	6	93	11-12
Lodgek, Ed	1966,67	.100	11-NA	10	1	1	0	0	0	0	0-NA
Lomax, Nicky	1961-63	.287	70-NA	230	58	66	7	2	12	47	1-NA
Lowder, Clayton	1958-60	.212	NA-NA	52	7	11	2	0	0	6	0-NA
Lowell, Bob	1964,65,67	.214	19-NA	14	0	3	0	0	0	1	0-NA
Lowery, Phillip	1986	.000	21-NA	0	0	0	0	0	0	0	0-0
Lynn, Dave	1958,60,61	.350	NA-NA	163	42	57	7	2	15	54	2-NA
Lyon, Tommy	1962,63	.364	28-NA	55	4	20	1	1	0	4	0-NA
Macrina, Eric	1988-91	.308	201-NA	647	148	199	40	6	51	192	8-12
Mahoney, Collin	2002-04	.238	97-47	185	31	44	12	0	6	34	0-1
Mahoney, Mike	1973-75,81	.296	109-NA	365	79	108	24	5	4	48	18-NA
Mallon, Tom	1984	-----	16-NA	0	1	0	0	0	0	0	0-0
Marisca, Charlie	1969	.100	4-NA	10	2	1	1	0	0	2	1-NA
Markley, Jim	1960	.000	1-NA	1	0	0	0	0	0	0	0-NA
Marsella, Ben	1963,64	.264	45-NA	140	30	37	5	3	6	32	4-NA
Marsh, Bill	1957	.111	NA-NA	18	3	2	0	0	0	1	0-NA
Martin, Lynn	1983	-----	24-NA	0	0	0	0	0	0	0	0-0
Masone, Tony	1977-79	.330	112-NA	415	83	137	29	7	22	114	19-NA
Mazey, Randy	1985-88	.331	216-NA	650	170	215	40	6	20	121	65-76
McCall, Jack	1964-66	.317	84-NA	322	83	102	20	3	17	70	14-NA
McCall, Mike	1967	.237	36-NA	139	28	33	8	1	1	11	5-NA
McCann, Brad	2003,04	.363	123-123	504	108	183	41	1	25	132	8-14
McCleon, Dexter	1993,94	.259	98-80	282	54	73	7	5	0	38	16-22
McCollom, Jim	1982-85	.343	226-NA	830	203	285	56	12	52	218	20-26
McCray, Ontrell	1996,97	.227	90-50	181	34	41	7	0	2	21	10-11
McDaniel, Mark	1975,76	.208	44-NA	72	17	15	1	1	0	5	7-NA
McDaniel, Tommy	1969	.375	11-NA	16	4	6	1	0	1	2	0-NA
McDonald, Leon	1957,58	.300	NA-NA	20	2	6	3	0	0	3	0-NA
McMillon, Billy	1991-93	.381	154-142	527	173	201	55	8	19	105	29-45
Meekins, Larry	1975	.000	14-NA	1	0	0	0	0	0	0	0-NA
Melzer, Scott	1991-93	.246	46-2	65	17	16	1	1	0	9	3-3
Meredith, Doc	1975	.258	14-NA	31	4	8	3	0	0	5	0-NA
Milchin, Mike	1987-89	.319	187-NA	680	149	217	51	7	25	169	8-13
Miller, David	1993-95	.335	183-157	644	143	216	30	15	10	149	51-64
Miller, Jeff	1990-93	.275	218-NA	738	149	203	49	15	19	139	16-27
Miller, Seth	2001,02	.317	62-30	120	23	38	6	0	0	9	3-4
Mitchell, D.J.	2006-08	.241	100-52	220	40	53	8	0	2	24	17-23
Monahan, Shane	1993-95	.394	207-207	856	235	337	60	21	32	169	61-80
Monin, Andy	1991-94	.299	170-111	445	74	133	26	2	8	92	3-6
Montjot, Dave	1969	.500	3-NA	2	0	1	0	0	0	0	0-NA
Moore, Ronnie	1964,65	.212	42-NA	132	31	28	3	0	5	21	0-NA
Mork, Hobby	1993,94	.226	59-43	133	28	30	6	0	1	14	0-3
Morris, Bobby	1954	.238	22-NA	80	17	19	2	2	3	8	1-NA
Morris, Jeff	1990-93	.313	196-NA	524	120	164	19	7	2	72	15-24
Morris, Tim	2007	.059	13-2	17	2	1	0	0	0	0	0-0
Morris, Wyman	1954	.205	24-NA	88	17	18	2	1	7	20	10-NA
Munroe, Buddy	2007	.167	5-1	6	0	1	0	0	0	0	0-0
Murray, Ken	1971	1.000	2-NA	1	0	1	0	0	0	0	0-NA
Myers, Doby	1956	.277	NA-NA	47	8	13	1	0	0	2	0-NA
Myers, Pete	1965-67	.240	54-NA	100	9	24	3	0	1	28	0-NA
Nester, John	2008	.256	30-7	39	6	10	0	0	3	5	1-2
Nilsson, Steve	1976-78	.270	142-NA	507	131	137	17	7	6	63	46-NA
Nixon, Buddy	1962,64	.315	51-NA	184	43	58	12	6	9	50	0-NA

Player	Year(s)	Avg	G-S	AB	R	H	2B	3B	HR	RBI	SB
Norris, Bobby	1958,59	.135	NA-NA	37	8	5	0	0	0	4	0-NA
Northrup, Kevin	1989-92	.338	219-NA	742	186	251	55	11	22	150	83-94
Nystrom, Peter	1998	.309	48-45	152	47	47	11	2	6	42	2-2
Oakley, Frank	1962,63	.150	15-NA	20	5	3	1	0	0	8	0-NA
O'Dell, Billy	1954	.214	14-NA	28	3	6	2	1	0	3	1-NA
Odle, Dennis	1971	.000	5-NA	3	0	0	0	0	0	0	0-NA
Ogburn, Mac	1962	.105	10-NA	19	1	2	1	0	0	1	0-NA
Olson, Dave	1961,62	.222	21-NA	27	3	6	0	0	0	2	0-NA
O'Quinn, Jim	1955,56	.289	NA-NA	114	15	33	5	1	5	25	0-NA
Owens, Jimmy	1964	.333	8-NA	6	2	2	0	0	0	1	2-NA
Owens, Randy	1973	.000	11-NA	10	0	0	0	0	0	0	0-NA
Pack, Tommy	1964,66	.318	55-NA	195	35	62	11	2	5	41	6-NA
Padgett, Matt	1996-98	.318	167-142	569	123	181	30	3	28	137	7-13
Parker, Kyle	2008	.303	57-55	211	44	64	12	0	14	50	2-3
Parker, Tim	1988	-----	15-NA	0	1	0	0	0	0	0	0-0
Parmer, Bill	1965-67	.286	45-NA	91	16	26	7	1	1	14	0-NA
Parsons, Jeff	1997	-----	22-4	0	0	0	0	0	0	0	0-0
Pasqualini, Charlie	1959-61	.273	21-NA	11	3	3	0	0	1	3	0-NA
Patrick, Mike	1978	.250	13-NA	8	1	2	0	0	0	1	0-0
Patterson, Choppy	1960	.255	14-NA	47	2	12	2	1	0	0	1-NA
Patterson, Gary	1960	.250	1-NA	4	1	1	0	0	0	0	0-NA
Paulling, Bob	1981,83,84	.339	147-NA	561	94	190	27	3	18	139	4-6
Paulsen, Ben	2007,08	.287	116-104	404	73	116	27	1	18	69	1-1
Pavlack, Harry	1960,61	.270	27-NA	89	26	24	3	2	1	15	4-NA
Pawlowski, John	1983	-----	16-NA	0	0	0	0	0	0	0	0-0
Peltz, Pete	1977	.329	51-NA	170	45	56	12	3	4	35	7-NA
Penale, Joe	1970	-----	1-NA	0	0	0	0	0	0	0	0-NA
Phillips, Chad	1990-93	.311	168-82	302	51	94	19	3	4	48	10-12
Pierce, Gene	2001,03-05	.333	59-1	24	5	8	1	0	2	5	0-0
Poe, Sam	1959,60	.346	32-NA	52	6	18	3	0	2	11	0-NA
Polk, Riley	1983,84	.275	29-NA	40	7	11	1	0	0	7	1-2
Powers, Scott	1981,83,84	.269	153-NA	528	105	142	16	9	17	80	13-19
Pritchard, Daniel	2003-05	.138	53-0	29	9	4	0	0	0	3	1-2
Prophet, Bill	1970-73	.253	114-NA	376	55	95	11	7	3	39	6-NA
Proto, Mike	2001	-----	4-0	0	0	0	0	0	0	0	0-0
Pulaski, Mike	1973,74	.279	76-NA	287	45	80	16	4	2	34	3-NA
Pumphrey, Ed	1963,64	.200	11-NA	15	2	3	0	0	0	2	0-NA
Pyzik, Steve	2000-03	.249	168-112	389	60	97	20	1	1	57	3-6
Quintrell, Randy	1977	.000	13-NA	1	0	0	0	0	0	0	0-NA
Reames, Joe Don	1999	.200	17-3	15	2	3	0	0	0	0	0-1
Redding, Grant	2000	.200	15-0	5	1	1	1	0	0	0	0-0
Reese, Gerald	1960	.273	20-NA	44	11	12	2	1	2	7	1-NA
Rescorla, Skip	1968	.286	6-NA	14	2	4	0	0	0	2	0-NA
Rhodes, Rusty	1995,96	.310	77-39	155	28	48	4	1	0	25	5-6
Ricketts, Art	1961	.246	22-NA	65	20	16	1	0	0	6	2-NA
Riddell, Jimmy	1971	.000	1-NA	1	0	0	0	0	0	0	0-NA
Rigsby, Tim	1988-90	.301	125-NA	405	87	122	22	10	12	90	32-40
Riley, Ryan	2000,01	.294	117-110	408	95	120	17	9	7	68	22-31
Roach, Doug	1971	.214	5-NA	14	0	3	2	0	0	1	0-NA
Roberson, Craig	1980-83	.305	193-NA	637	122	194	43	0	24	142	16-23
Robinson, Jerome	1995,96	.288	124-115	420	68	121	17	6	8	70	4-13
Roller, Jimmy	1959-61	.322	39-NA	59	10	19	0	1	1	10	0-NA
Roper, Doug	1996-99	.246	124-84	280	60	69	7	3	2	44	21-25
Rowland, Joey	1986,87	.259	31-NA	27	5	7	2	0	1	5	0-0
Russ, Frank	1979-83	.293	205-NA	757	163	222	51	2	14	123	59-74
Russell, Don	1968-70	.270	133-NA	415	102	112	13	18	14	75	19-NA
Ryan, Lanny	1960,62	.325	33-NA	83	16	27	5	1	5	15	1-NA
Sampson, Pete	1974	-----	1-NA	0	0	0	0	0	0	0	0-NA
Sanders, Matt	2008	.297	46-33	128	20	38	9	0	2	18	1-1

Frank Russ stole
59 bases as a Ti-
ger from 1979-83.


Individual Career Batting Stats (ACC Era)



Player	Year(s)	Avg	G-S	AB	R	H	2B	3B	HR	RBI	SB
Sanders, Smiley	1971-74	.262	114-NA	416	88	109	20	2	21	80	3-NA
Santangelo, Lou	2004	.300	64-64	253	50	76	15	2	18	62	7-8
Santivasci, Jerome	1988	.000	23-NA	2	0	0	0	0	0	0	0-0
Sargent, Dick	1963,64	.367	22-NA	30	12	11	2	1	0	5	0-NA
Sasser, David	1974	.200	3-NA	5	0	1	0	0	0	1	1-NA
Satterfield, Shawn	1992,93	.289	105-79	308	57	89	17	9	5	57	15-20
Savas, Paul	1982,83	.108	23-NA	37	0	4	3	0	0	6	0-0
Schaus, Jeff	2008	.315	59-58	213	41	67	13	1	3	31	4-7
Schmidt, Jarrod	2000-02	.284	181-173	617	109	175	32	3	32	131	12-13
Schroeder, Bill	1977-79	.300	131-NA	454	98	136	23	3	22	93	29-NA
Schroeder, Bryan	1994-97	.241	96-12	83	24	20	2	3	2	8	1-5
Seel, George	1956	.269	NA-NA	26	5	7	0	0	1	4	0-NA
Seibert, Kurt	1974-76	.328	115-NA	408	113	134	16	6	2	39	38-NA
Severs, Johnny	1969-71	.276	129-NA	373	93	103	10	14	2	44	36-NA
Sexton, Jay	1980,81	.252	68-NA	107	27	27	6	1	0	8	19-21
Shaman, Howard	1964,67	.191	43-NA	89	15	17	4	1	3	17	0-NA
Shaver, Tommy	1963	.294	21-NA	34	8	10	0	1	0	1	2-NA
Sheaffer, Danny	1980	.213	31-NA	80	9	17	2	2	0	4	2-3
Shealy, Don	1955-57	.292	NA-NA	154	29	45	8	2	3	30	3-NA
Shealy, Lonnie	1954,55	.358	27-NA	81	16	29	4	0	2	10	1-NA
Sheriff, Glenn	1956	.333	NA-NA	42	4	14	0	0	2	6	0-NA
Shumake, Brooks	1982-84	.284	155-NA	585	154	166	29	4	22	88	71-84
Siepe, Jeff	1970,71	.200	33-NA	50	5	10	0	1	0	5	4-NA
Simons, Neil	1977-80	.335	215-NA	805	195	270	41	14	23	164	44-NA
Singleton, Justin	1998-00	.292	152-98	383	85	112	22	4	6	82	20-26
Sipp, Tony	2004	.280	62-54	211	48	59	13	4	1	23	20-24
Slevin, David	2002,03	.306	115-104	395	74	121	18	2	5	52	7-14
Smith, Brodie	1994	.216	22-7	37	3	8	2	0	0	3	0-1
Smith, Bryan	1981,82	.259	81-NA	255	56	66	14	3	4	48	3-4
Smith, Buster	1967-69	.244	82-NA	287	36	70	9	0	6	44	4-NA
Smith, Dale	1963-65	.225	30-NA	40	5	9	0	0	0	5	0-NA
Smith, Jameson	2006	.125	15-2	16	0	2	0	0	0	0	0-0
Smith, Joe	1955	.308	14-NA	52	8	16	2	0	1	6	0-NA
Smith, Jon	2000-02	.267	31-2	30	7	8	3	0	1	6	0-0
Smith, Marquez	2006,07	.315	130-127	473	107	149	33	3	23	104	11-15
Smith, Tad	1990,91	.250	37-NA	60	12	15	1	1	1	6	0-0
Smith, Tommy	1985	.253	31-NA	87	12	22	5	1	2	12	1-1
Sokohl, Jack	1969	.000	3-NA	2	0	0	0	0	0	0	0-NA
Spears, Derek	1982,84,85	.279	100-NA	165	48	46	4	0	0	11	30-36
Spier, Bill	1985-87	.325	173-NA	681	169	221	34	17	17	119	60-68
Spier, Bud	1956-58	.254	NA-NA	256	44	65	7	3	7	44	4-NA
Spier, Michael	1988-91	.301	184-NA	522	128	157	31	1	16	110	32-38
Springs, Ashley	1996	.200	8-0	5	0	1	0	0	0	1	0-0
Sprouse, Dave	1959-61	.238	26-NA	21	3	5	1	0	0	2	0-NA
Squires, Bob	1984	.145	24-NA	62	7	9	1	0	1	12	0-0
Stanley, Henri	1997-00	.293	231-170	666	191	195	39	8	17	122	57-64
Stanley, John	1969	.214	8-NA	14	4	3	0	1	0	4	0-NA
Steele, Bill	1987	.346	53-NA	104	22	36	8	0	4	30	4-5
Stefan, Todd	1988-91	.288	211-NA	624	140	180	33	9	5	95	45-54
Stidham, Ryan	1991	.222	13-1	18	7	4	0	0	1	1	0-0
Stombaugh, Skip	1971,73	.000	7-NA	8	2	0	0	0	0	1	0-NA
Stone, Casey	1998-01	.337	225-170	736	168	248	35	6	3	131	59-71
Storrier, Travis	2004-06	.329	171-170	624	124	205	38	5	22	121	7-10
Stowe, Harold	1957-59	.212	NA-NA	99	8	21	4	1	0	4	0-NA
Strickland, David	1981	.219	11-NA	32	5	7	0	1	0	3	1-1
Stryhas, Paul	1998	.355	22-7	31	6	11	5	0	0	11	0-0
Suggs, Dick	1959	.205	29-NA	78	17	16	3	2	1	7	5-NA
Sutton, George	1964-66	.279	84-NA	305	64	85	8	5	20	73	1-NA
Swanner, Jamie	1983	.289	45-NA	135	15	39	6	0	0	21	0-3

Bud Spier, father of former Tiger and Major Leaguer Bill Spier (1985-87), hit .323 in 1958 to lead the Tigers to the ACC title.

Russell Triplett was a career .312 hitter from 2001-04. He will visit Tigertown as an assistant coach with USC Upstate on March 18.



Player	Year(s)	Avg	G-S	AB	R	H	2B	3B	HR	RBI	SB
Swetenburg, Dick	1954-56	.222	NA-NA	167	39	37	3	3	4	22	5-NA
Taulbee, Andy	1993	.000	31-9	3	0	0	0	0	0	0	0-0
Taylor, Joe	1992,93	.294	117-111	394	79	116	16	4	2	55	22-26
Taylor, Joey	1961,62	.359	38-NA	117	35	42	10	2	5	28	1-NA
Templeton, Jim	1955	.000	4-NA	3	0	0	0	0	0	0	0-NA
Terrill, Brett	1974,75	.239	59-NA	201	45	48	12	1	4	39	8-NA
Teufel, Tim	1979,80	.367	101-NA	365	102	134	30	4	24	116	26-29
Theiling, Ron	1976	.000	8-NA	13	0	0	0	0	0	0	0-NA
Thompson, Tommy	1985,86	.296	107-NA	389	59	115	22	5	5	78	8-16
Threadgill, Henry	1986-89	.314	217-NA	722	153	227	38	12	8	136	85-102
Toth, Bill	1955,56	.167	NA-NA	12	0	2	0	0	0	0	0-NA
Trado, Bill	1956	.111	NA-NA	9	1	1	0	0	0	0	0-NA
Tripp, David	1988,89	.217	60-NA	46	9	10	2	1	0	4	4-5
Triplett, Russell	2001-04	.312	222-178	698	132	218	43	1	11	98	17-29
Tucker, Steve	1973-76	.317	131-NA	502	102	159	38	9	12	102	19-NA
Urrico, Anthony	2001	-----	9-0	0	0	0	0	0	0	0	0-0
Valiente, Roberto	2002,03	.271	82-50	221	35	60	11	2	1	28	2-5
Van Dyke, Steve	1980-83	.213	135-NA	263	40	56	9	0	1	30	5-6
Van Volkenburg, Dave	1969-72	.224	101-NA	259	39	58	4	10	6	48	8-NA
Veronee, Jack	1961	.345	18-NA	58	9	20	3	0	1	19	0-NA
Vessell, Jeff	1997-99	.150	31-0	20	2	3	1	0	0	2	0-0
Vincent, Damon	1961-63	.258	45-NA	93	16	24	3	1	6	17	1-NA
Waldrop, Kenny	1966	.250	7-NA	4	3	1	0	0	0	0	1-NA
Walling, Denny	1975	.421	38-NA	140	46	59	9	3	13	60	11-NA
Ward, Adam	2007,08	.375	13-1	8	0	3	0	0	0	1	0-0
Ward, Mike	1969,70	.248	54-NA	133	26	33	4	0	2	21	5-NA
Ward, Ryan	1995,96	.000	29-0	15	2	0	0	0	0	2	0-0
Waters, Keith	1966-68	.270	101-NA	382	67	103	8	6	4	49	21-NA
Watson, Charlie	1965-67	.293	56-NA	99	15	29	5	4	0	21	0-NA
Watson, Reed	1966,68	.125	18-NA	40	8	5	1	0	0	4	0-NA
Weeks, Calvin	1969-72	.277	158-NA	571	88	158	25	7	11	84	8-NA
Weems, Billy	1977-80	.315	194-NA	674	157	212	31	13	13	110	68-NA
Weisman, John	1968	.000	2-NA	2	1	0	0	0	0	1	0-NA
West, Mike	1972	.273	7-NA	11	3	3	1	0	0	0	0-NA
Whitaker, Oliver	1987	.000	21-NA	1	0	0	0	0	0	0	0-0
White, Craig	1969-71,73	.329	156-NA	559	109	184	36	12	27	127	8-NA
Whitfield, Larry	1967	.250	6-NA	4	0	1	0	0	0	0	0-NA
Whitfield, Mike	1968,69	.000	16-NA	10	1	0	0	0	0	0	0-NA
Widmann, Stan	2005-08	.284	193-191	701	110	199	30	5	8	90	39-42
Williams, David	2005	.184	33-9	49	8	9	4	0	0	2	2-2
Williams, Keith	1991-93	.332	160-131	557	113	185	40	5	35	166	12-22
Williams, Ray	1984-87	.286	200-NA	590	141	169	28	13	34	133	70-78
Williams, Russ	1969	.400	15-NA	15	4	6	1	0	0	5	1-NA
Williams, Steve	1984-87	.309	177-NA	482	107	149	22	9	11	94	28-39
Wilson, Larry	1956-58	.226	NA-NA	195	18	44	7	2	1	28	0-NA
Wilson, Mitch	1981-84	.254	115-NA	224	45	57	8	1	4	37	7-10
Wilson, Rick	1971,72	.154	18-NA	39	3	6	3	0	0	2	0-NA
Wingo, Billy	1974-77	.296	152-NA	510	114	151	18	7	5	90	41-NA
Wisniewski, Gene	1977,78	.272	53-NA	125	18	34	3	0	0	22	4-NA
Wood, Matt	1997	.000	1-0	1	0	0	0	0	0	0	0-0
Wrenn, David	1963,65	.308	17-NA	13	2	4	0	0	0	3	0-NA
Yeargin, Ray	1956	.000	NA-NA	1	4	0	0	0	0	0	0-NA
Young, Rick	1969,70	.280	56-NA	168	32	47	10	1	5	28	2-NA
Youngman, Steve	1978,79	.225	62-NA	169	31	38	6	1	4	17	6-8
Zupa, Ron	1966-68	.242	96-NA	306	43	74	17	4	5	40	3-NA

NA - not available; Note: Stats from 1954-08; year(s) denote(s) season(s) player played at a position, not necessarily every season he played in a game at Clemson; returning players in **bold**.



Individual Career Pitching Stats (ACC Era)


Player	Year(s)	ERA	W-L	G-S	SV	IP	H	R	ER	BB	SO
Abbott, Gus	1958	9.00	0-0	1-0	NA	1.0	2	2	1	2	0
Adams, Brian	1997-99	5.57	11-9	57-20	1	176.0	201	126	109	84	128
Adams, Darren	1998	3.52	0-0	7-0	0	7.2	7	3	3	1	9
Adams, Mark	1971-73	5.16	3-5	19-11	NA	66.1	60	50	38	57	55
Additon, Matt	1997-00	5.16	19-8	98-5	8	198.2	215	138	114	95	186
Allen, Chris	2006	0.00	0-0	1-0	0	1.0	0	0	0	0	0
Anderson, Alan	1969	6.00	1-0	3-1	NA	6.0	5	4	4	6	2
Anderson, Chris	1981	9.64	0-1	4-1	0	4.2	8	7	5	5	0
Angel, Jason	1990-92	3.00	25-6	48-34	0	228.0	195	97	76	90	156
Armour, Alan	1979,81	4.05	3-4	15-0	0	26.2	28	15	12	16	12
Baker, Jimmy	1970,72-74	5.07	2-5	29-2	NA	60.1	63	49	34	39	36
Baldwin, Chuck	1986,87	2.61	4-3	22-0	6	38.0	34	14	11	11	26
Barnes, Brian	1986-89	2.97	44-10	78-65	3	475.1	379	220	157	250	513
Bendinelli, Chad	2000,02	6.75	0-0	13-0	0	13.1	13	10	10	9	4
Bennett, James	1996	9.00	0-0	1-0	0	1.0	0	1	1	1	0
Benson, Kris	1994-96	2.90	29-8	50-47	1	319.2	268	139	103	79	356
Berken, Jason	2003,04,06	3.04	18-6	47-36	0	186.2	171	88	63	77	156
Berney, Scott	2000	3.39	9-4	17-17	0	106.1	96	42	40	25	59
Bevis, Jay	1969-72	2.13	13-9	69-2	20	147.2	102	44	35	57	98
Biegert, Mark	1986	9.00	0-0	3-0	0	2.0	1	2	2	2	0
Bigwood, Dave	1973	3.77	2-2	14-1	0	28.2	29	16	12	11	17
Boettcher, Donny	1970	1.40	1-1	6-3	NA	19.1	15	4	3	14	5
Bond, William	2007,08	4.50	0-0	7-0	0	6.0	10	5	3	2	7
Bonekat, Bill	1967-69	3.20	5-3	20-5	NA	59.0	59	32	21	30	46
Boozier, Thomas	1999-02	5.50	10-4	88-9	4	145.2	180	101	89	59	98
Botkin, Alan	1986-89	4.33	23-11	57-43	0	257.2	258	161	124	162	197
Boyer, John	1989	2.45	0-0	7-0	0	7.1	10	4	2	4	4
Bradford, Eric	1990-92	3.15	10-4	65-0	4	97.0	88	36	34	31	86
Bradford, Jeff	1971-74	3.25	6-5	30-15	NA	110.2	92	61	40	58	82
Bradley, Len	1979,80	3.34	12-3	43-14	12	164.1	133	78	61	81	146
Briley, Paxton	1990-92	3.24	15-4	44-20	1	180.1	168	76	65	58	135
Brizek, Seth	1993,95	10.13	0-0	6-0	0	8.0	13	9	9	5	8
Brown, Mike	1978-80	3.25	23-9	48-40	1	257.1	221	124	93	96	178
Browning, Skip	1997-99	5.18	11-8	43-25	0	147.2	165	112	85	72	118
Bryant, Russell	1970,71	5.61	1-0	15-4	NA	43.1	57	37	27	22	22
Burnett, John	1985,86	5.44	2-2	38-0	5	51.1	50	33	31	44	33
Burnette, Bill	1961,62	3.18	3-0	12-2	NA	22.2	20	16	8	12	7
Burttram, Jody	1979,81	16.20	0-0	3-0	0	3.1	9	9	6	3	3
Callahan, Sonny	1973	9.00	0-0	3-0	0	4.0	5	4	4	3	2
Carter, Chris	1992,93	5.06	0-0	6-0	0	5.1	4	3	3	5	4
Casey, Greg	1963,64	4.15	9-4	22-10	NA	97.2	101	63	45	26	52
Chapman, Tommy	1963-65	3.12	12-7	38-26	NA	213.1	179	107	74	114	210
Charpia, Rusty	1986	9.00	0-0	1-0	0	1.0	2	2	1	0	1
Childs, Ryan	2000-02	5.42	7-4	41-16	1	103.0	115	79	62	41	63
Clackum, Scott	1997,98	1.50	10-5	47-0	13	78.0	55	18	13	25	75
Clark, Sean	2006	2.50	2-0	11-2	0	36.0	28	12	10	10	30
Clayton, Pat	2003	3.21	1-0	10-0	0	14.0	9	8	5	7	17
Cline, Steve	1973,74	1.94	16-5	24-22	0	162.0	114	52	35	81	137
Cline, Ty	1959,60	2.78	5-1	13-10	NA	64.2	49	27	20	23	66
Clyne, Stephen	2005-07	2.84	8-3	66-0	5	98.1	90	38	31	34	104
Cohen, Earl	1966,67	2.49	2-1	13-1	NA	25.1	13	13	7	13	13
Collins, Pat	1997	6.89	4-1	12-11	0	49.2	66	45	38	36	49
Compton, George	1954-56	NA	NA-NA	12-NA	NA	NA	NA	NA	NA	NA	NA

Player	Year(s)	ERA	W-L	G-S	SV	IP	H	R	ER	BB	SO
Cone, Mickey	1954	NA	NA-NA	3-0	NA	NA	NA	NA	NA	NA	NA
Cook, Brandt	1999,00	8.50	1-1	9-0	0	18.0	23	21	17	15	10
Cositore, Vince	1972	6.75	0-0	1-0	NA	4.0	7	4	3	0	1
Cram, Josh	2001	4.20	4-2	28-0	6	40.2	48	25	19	11	38
Cribb, Josh	2003-06	3.47	22-7	68-32	2	282.1	274	128	109	71	257
Crosland, Ben	1954,55	NA	3-NA	11-8	NA	61.2	NA	NA	NA	NA	36
Currier, Steve	1985	7.11	2-3	18-0	1	25.1	29	22	20	11	17
Curtis, John	1968	1.80	4-3	7-5	NA	40.0	22	13	8	19	42
Dawsey, Jason	1993-95	3.55	22-8	62-42	1	304.1	294	146	120	87	276
Delk, Trey	2008	4.01	2-1	14-5	0	42.2	46	23	19	15	34
Demarest, Alan	1968-70	4.07	7-4	36-10	NA	117.1	107	71	53	58	72
Drake, Johnny	1956	2.56	4-2	9-NA	NA	45.2	29	13	13	34	49
Duke, Bill	1980-82	3.99	12-6	39-27	1	173.2	194	110	77	74	76
Edgeworth, Teak	1958	12.41	0-1	5-1	NA	12.1	20	19	17	11	6
Edwards, Dick	1964	-----	0-1	1-1	NA	0.0	3	5	5	3	0
Eggleston, Jamie	1992-95	3.13	6-2	58-0	2	95.0	103	54	33	35	56
Ellis, Rob	2001	4.50	0-0	3-0	0	2.0	3	2	1	2	2
Elrod, Frank	1957	0.00	0-0	4-0	NA	4.0	5	1	0	0	3
Eubanks, Charlie	1959	6.00	0-0	2-0	NA	3.0	1	2	2	5	2
Farina, Alan	2007	3.77	6-3	25-2	1	57.1	41	26	24	27	72
Faris, Stephen	2004-06	3.24	16-10	55-33	1	242.0	223	107	87	56	189
Faw, Brian	1989,90	3.92	7-5	39-16	5	131.0	141	76	57	45	103
Fidrych, Chris	2005,07	4.19	0-0	20-0	0	19.1	16	9	9	8	16
Fiorenza, Drew	2005,06	5.65	2-1	30-1	2	36.2	44	24	23	20	38
Fisher, Jeff	1982,84,85	5.35	1-6	22-2	2	35.1	54	24	21	30	16
Frank, Kyle	1999	20.25	0-0	1-0	0	1.1	4	3	3	0	1
Frazier, Jeff	1986	9.00	0-0	1-0	0	1.0	2	1	1	1	1
Frazier, Ron	1988-90	4.01	16-7	63-30	6	215.2	205	126	96	99	177
Frick, Talmadge	1962	6.00	0-0	6-0	NA	9.0	15	6	6	4	4
Gallagher, Glenn	1981	1.96	2-0	8-0	1	18.1	15	6	4	8	12
Gambrell, Sam	1957	5.63	0-2	5-3	NA	24.0	29	16	15	10	13
Gardner, Jack	1958	2.70	0-0	3-0	NA	3.1	2	2	1	4	2
Gerhardt, Rusty	1969-72	2.39	34-14	59-55	NA	384.1	254	132	102	163	382
Gibson, Nelson	1966-68	2.64	12-1	31-12	NA	112.2	92	51	33	39	80
Gilbert, Jeff	1981-83	3.10	21-5	42-36	1	246.2	198	99	85	96	134
Glaser, Nick	2000,01	3.20	4-5	51-3	16	81.2	83	36	29	39	84
Graham, Lindsay	1970-73	2.68	21-10	48-32	NA	235.0	193	82	70	75	151
Gray, Doug	1979	0.00	0-0	1-0	0	2.0	0	0	0	2	1
Gross, Jason	1988	27.00	0-0	2-0	0	1.0	0	3	3	4	0
Guin, Greg	1980,81	1.04	2-0	7-0	0	17.1	13	3	2	5	12
Gullickson, Craig	2008	4.64	4-2	19-6	0	42.2	57	26	22	14	33
Hackett, Roger	1982	3.45	1-0	14-3	2	31.1	37	16	12	12	14
Hahn, Jeff	2002-05	3.72	15-8	88-11	7	205.2	208	100	85	80	158
Harbeson, Gene	1961,62	3.51	3-4	13-8	NA	56.1	55	37	22	35	33
Harman, Casey	2008	3.89	1-5	27-2	0	44.0	44	21	19	10	44
Harrelson, Paul	2000-03	3.70	10-4	78-3	14	109.1	121	56	45	34	83
Harrison, Donovan	1998	4.97	4-3	16-1	2	50.2	46	32	28	17	44
Hartnett, Jim	1981	7.36	0-1	9-0	1	18.1	21	18	15	16	1
Harvey, Kris	2003-05	5.82	15-5	40-33	1	159.1	179	112	103	82	126
Hauser, Scott	1995-97	5.40	11-6	50-17	0	143.1	155	99	86	55	76
Hawkins, Heyward	1962	12.00	0-0	1-0	NA	3.0	5	4	4	2	1
Heck, Chris	1999	2.23	6-1	18-0	5	32.1	29	10	8	15	26
Hendley, Bailey	1958-60	4.11	11-3	30-19	NA	133.2	116	78	61	86	105
Henrie, Matt	1999,01,02	3.28	19-8	44-28	3	183.2	177	89	67	55	136
Hess, David	1982	4.55	0-1	13-1	2	27.2	34	20	14	18	11
Hester, Ricky	1983	2.42	0-2	14-0	1	22.1	13	8	6	19	13
Hinson, Ryan	2006-08	3.68	13-7	57-25	2	181.0	180	100	74	79	153
Hogan, Patrick	2001-04	4.22	8-8	79-8	18	190.0	190	105	89	64	176
Holtz, Mike	1991-94	3.31	19-5	72-23	7	214.2	179	100	79	107	220
Hoover, Donnie	1982,83	4.31	7-8	38-11	4	117.0	121	74	56	46	48
Hourigan, Jeff	2002,03	5.04	1-2	23-3	3	44.2	47	27	25	16	45
Howard, Chris	2005,06	2.45	1-0	7-0	0	7.1	6	2	2	1	2
Hudgins, Tom	1968-70	3.97	10-9	34-18	NA	122.1	123	79	54	72	84
Huggins, Mike	1986,87,89	5.37	4-3	41-0	4	65.1	73	43	39	26	41
Humphries, Leonard	1954-56	NA	7-NA	25-20	NA	140.2	NA	NA	NA	NA	91
Jackson, Steven	2001-04	4.62	19-8	67-34	0	220.0	239	136	113	97	146
James, Bill	1966-68	2.59	7-3	28-10	NA	94.0	79	32	27	28	66
Jay, John	1984,85	7.00	1-1	15-8	2	36.0	43	34	28	36	27
Jaynes, Johnny	1968	18.00	0-0	1-0	NA	1.0	2	3	2	3	0
Jersild, Aaron	1988,90-92	3.66	17-7	75-23	8	199.1	186	104	81	85	139
Johnson, Laval	1967-69	3.24	4-5	21-13	NA	89.0	76	47	32	63	66
Jones, Johnny	1962	20.25	0-0	1-0	NA	1.1	3	3	3	3	0
Kendall, Chet	1990,91	2.72	4-1	28-0	2	49.2	32	19	15	28	49
Kenyon, Bobby	1978-80	3.34	18-10	44-31	1	212.2	190	99	79	71	136
Keppen, Jeff	1993,94	5.37	4-4	37-6	0	67.0	76	57	40	56	49
Key, Jimmy	1980-82	3.64	20-14	53-46	0	318.2	304	161	129	104	191
Kimbrell, Mike	1988-91	3.63	17-1	55-16	0	156.1	137	77	63	75	118
Koch, Billy	1994-96	3.74	21-9	51-44	1	276.2	215	148	115	131	338
Kopp, David	2005-07	4.18	16-8	60-32	1	228.1	233	131	106	76	167
Lahey, Ed	1958	4.12	6-2	16-8	NA	72.0	73	46	33	39	55
LaMura, B.J.	2000-02	5.48	6-2	43-8	1	88.2	84	63	54	54	99

Individual Career Pitching Stats (ACC Era)



Player	Year(s)	ERA	W-L	G-S	SV	IP	H	R	ER	BB	SO
Lawrimore, Wayne	1973	6.00	1-1	4-3	0	12.0	11	11	8	10	8
Lawton, John	1992	1.69	0-0	3-0	0	5.1	4	1	1	3	2
Laycock, Bobby	1983	3.14	1-0	7-1	0	14.1	17	10	5	14	2
Lee, Larry	1973,74	5.36	2-3	14-8	1	40.1	42	34	24	28	23
Lilley, Laurus	1979,80	10.38	0-2	6-0	0	8.2	13	12	10	5	4
Lodgek, Ed	1966,67	5.11	1-1	11-5	NA	37.0	33	23	21	30	24
Lombardi, Justin	1999,00	9.00	0-0	14-0	1	12.0	17	14	12	15	21
Lowell, Bob	1964,65,67	3.58	0-3	19-4	NA	50.1	56	36	20	27	24
Lowery, Phillip	1986-88	3.52	15-4	59-8	4	168.2	184	78	66	32	102
Lumsden, Tyler	2002-04	4.23	17-7	58-37	2	225.1	218	131	106	107	223
Lynn, Kevin	2000,01	4.34	7-4	40-9	1	105.2	122	59	51	32	96
Lyon, Tommy	1962,63	3.67	9-5	27-13	NA	122.2	133	73	50	39	76
Mahoney, Collin	2004	6.63	1-3	16-0	0	19.0	23	15	14	12	26
Mahony, Bob	1974-76	3.24	10-5	24-15	1	125.0	106	58	45	61	111
Malec, Mark	1975	2.65	1-0	5-1	1	17.0	10	5	5	15	14
Malkmus, David	1977	7.13	1-0	7-3	1	17.2	17	15	14	16	8
Mallon, Tom	1980-84	3.36	12-7	51-22	4	155.1	146	82	58	87	103
Marchal, Doug	1985-87	5.88	6-3	33-7	5	67.1	86	53	44	43	35
Markley, Jim	1960	0.00	0-0	1-0	NA	2.1	7	8	0	1	1
Martin, Alex	2006-08	6.39	3-0	32-0	0	31.0	38	24	22	17	20
Martin, Glenn	1981-83	4.57	5-4	35-0	1	65.0	72	37	33	34	32
Martin, Lynn	1981-83	4.42	2-7	53-0	7	77.1	80	48	38	34	44
Masone, Tony	1977	0.00	0-0	1-0	0	0.2	4	5	0	1	0
Matthews, Houston	1974,76,77	3.82	8-2	28-5	8	92.0	89	47	39	45	64
Matz, Brian	1994-96	4.43	8-1	51-9	4	107.2	110	63	53	47	84
Mazey, Randy	1985,86,88	5.51	7-1	22-13	0	96.1	104	71	59	55	47
McDonald, Leon	1957,58	4.82	1-2	11-3	NA	37.1	42	23	20	20	22
McKinney, Clinton	2008	9.00	0-0	15-0	0	13.0	21	20	13	7	3
Meekins, Larry	1974,75	2.80	8-4	32-6	5	112.2	98	48	35	42	71
Milchin, Mike	1987-89	2.79	7-3	46-5	13	90.1	62	37	28	40	102
Miller, David	1993	7.15	0-0	6-0	0	11.1	15	10	9	5	9
Miller, Scott	1991,92	3.44	19-4	33-26	2	178.0	171	88	68	84	134
Mishoe, Wayne	1974,75	2.70	1-0	4-0	0	3.1	2	1	1	2	0
Mitchell, D.J.	2007,08	3.40	11-5	35-21	0	151.0	145	72	57	56	155
Mitchell, John	1975	11.25	0-1	3-0	0	4.0	3	5	5	6	2
Moschella, Mike	1990,91	4.76	0-0	4-0	0	5.2	6	5	3	2	4
Moskos, Daniel	2005-07	3.25	10-13	81-10	16	149.2	148	63	54	67	147
Mottl, Ryan	1997-00	4.82	33-19	72-68	0	414.1	437	259	222	145	360
Murphy, Brett	2003	3.06	1-1	14-1	0	17.2	18	10	6	10	9
Murr, Jack	1974	2.71	4-4	11-11	0	63.0	49	26	19	41	33
Murray, Ken	1971	9.64	0-0	2-1	NA	4.2	6	5	5	3	4
Musselman, Ron	1976,77	2.64	20-5	31-29	0	228.1	176	84	67	95	185
Myers, Pete	1966,67	3.07	7-5	25-7	NA	85.0	76	36	29	30	68
Needham, Rick	1969	37.80	0-0	2-0	NA	1.2	4	8	7	5	0
O'Dell, Billy	1954	0.79	8-3	14-11	NA	91.1	56	26	8	35	111
Odle, Dennis	1971	3.06	1-1	5-3	NA	17.2	13	6	6	11	14
Olson, Dave	1961,62	5.63	6-6	21-11	NA	76.2	76	63	48	59	47
Owens, Randy	1973	3.24	1-0	9-2	0	33.1	24	17	12	25	18
Paradis, Mike	1997-99	5.42	11-3	41-29	0	171.0	169	124	103	104	164
Parker, Tim	1987,88,90	3.22	13-6	45-35	1	187.0	146	90	67	104	146
Parmer, Bill	1965-67	2.59	18-3	37-29	NA	194.2	149	73	56	118	155
Parrish, Scott	1981,83,84	2.86	21-3	40-32	1	226.1	187	92	72	110	124
Parsons, Jeff	1997	7.71	2-0	20-4	2	37.1	46	34	32	24	44
Pasqualini, Charlie	1959-61	6.28	2-2	20-3	NA	38.2	42	32	27	20	20
Paulling, Bob	1983,84	5.40	0-0	5-0	0	6.2	10	4	4	2	1
Pawlowski, John	1983-85	3.88	21-12	54-30	5	241.1	224	143	104	107	155
Pawlowski, John A.	1989-91	4.08	6-2	34-13	0	88.1	84	50	40	67	87
Peele, Tim	1988-91	4.60	11-1	71-4	6	107.2	102	66	55	68	83
Penale, Joe	1970	0.00	0-0	1-0	NA	3.0	4	0	0	4	2
Phillips, Chad	1990-93	3.51	17-3	57-19	7	187.1	189	89	73	56	140
Pomeranz, Mike	1987,88	6.13	5-4	24-13	1	72.0	70	55	49	63	51
Porter, Chuck	1974-76	2.43	24-6	40-34	0	270.0	204	95	73	113	173
Powers, Scott	1984	0.00	0-0	1-0	0	1.0	2	0	0	1	0
Proto, Mike	1998-01	4.96	2-0	56-8	1	101.2	111	66	56	45	95
Qualters, Tommy	1975-78	4.00	12-1	36-9	9	117.0	116	66	52	34	82
Quintrell, Randy	1974-77	3.19	20-10	43-33	3	231.0	216	104	82	117	109
Reba, Steve	1999-02	4.11	33-11	78-45	2	319.1	316	171	146	124	263
Rhue, Mike	1998,00	3.52	0-0	9-0	0	7.2	10	7	3	6	4
Rice, Tim	1981-84	4.05	13-6	50-18	3	164.1	158	104	74	48	97
Richard, Steve	2006	4.30	0-1	21-0	4	23.0	29	12	11	9	14
Rohrbaugh, Robert	2003-05	3.96	12-9	65-29	2	202.1	210	102	89	76	153
Roller, Jimmy	1959-61	2.94	9-6	36-13	NA	156.0	137	67	51	37	93
Roper, Doug	1996,99	5.46	1-0	16-0	1	28.0	29	19	17	8	21
Rothlin, Trent	2008	9.69	1-0	7-3	0	13.0	14	15	14	11	6
Russell, Don	1969	0.00	0-0	2-0	NA	3.1	4	0	0	2	1
Santivasci, Jerome	1985,87-89	2.88	15-6	70-2	9	153.0	143	59	49	59	122
Sarratt, Justin	2007,08	4.45	2-3	40-2	0	58.2	81	39	29	11	39
Sauve, Jeff	1992-95	4.09	18-7	73-16	2	204.2	201	115	93	73	154
Saylors, Robby	1954	NA	NA-NA	1-1	NA	NA	NA	NA	NA	NA	NA
Schmidt, Jarrod	2000-02	4.17	18-3	37-30	0	174.2	181	96	81	85	130
Schmitt, Paul	1977-79	4.41	6-2	30-4	3	81.2	83	50	40	27	34



Charlie Watson had a 16-7 record and 2.71 ERA in his three-year career (1965-67).

Player	Year(s)	ERA	W-L	G-S	SV	IP	H	R	ER	BB	SO
Schnabel, Brock	2007,08	18.00	1-1	6-0	0	5.0	8	10	10	2	4
Scott, Ray	1996,97	6.80	3-1	24-3	0	43.2	63	35	33	16	32
Seybt, Paul	1994	1.50	0-0	7-0	0	12.0	13	2	2	4	4
Shealy, Don	1955-57	NA	4-NA	16-NA	NA	89.0	NA	NA	NA	NA	46
Shepard, David	1996	2.83	3-2	27-0	5	28.2	20	11	9	13	33
Sipp, Tony	2004	4.69	2-2	22-3	2	48.0	53	28	25	17	59
Smith, Dale	1963-65	3.66	9-6	30-12	NA	115.2	95	71	47	52	94
Snyder, Brian	1977-79	3.31	18-6	41-35	1	228.2	204	117	84	120	185
Sokohl, Jack	1969	27.00	0-1	3-2	NA	3.2	2	11	11	13	1
Spencer, Jeff	1978	6.00	0-0	1-0	1	3.0	2	2	2	0	1
Spire, Adam	1997,98	9.24	1-1	20-0	0	25.1	32	32	26	25	22
Sprouse, Dave	1959-61	3.73	5-6	23-9	NA	72.1	62	39	30	39	38
Stanley, John	1969	0.00	0-0	2-0	NA	3.0	1	0	0	1	3
Steele, Bill	1984-87	4.47	19-10	62-38	1	276.0	269	167	137	122	97
Stone, George	1984,85	3.38	16-9	31-28	0	208.0	205	108	78	56	150
Stoneburner, Graham	2008	5.55	6-5	16-14	0	71.1	78	53	44	21	52
Stowe, Harold	1957-59	2.32	24-13	49-31	NA	279.1	223	113	72	103	279
Sturgeon, Chris	1993	2.63	2-0	11-3	0	24.0	20	7	7	17	13
Sullivan, Mike	1977-79	2.65	20-3	36-31	0	203.2	169	82	60	78	153
Sutton, George	1966	3.00	2-0	2-2	NA	9.0	7	4	3	4	8
Taulbee, Andy	1992-94	3.16	27-8	63-39	4	279.1	265	133	98	73	235
Thrailkill, Josh	2007	9.00	0-0	3-1	0	5.0	9	5	5	0	5
Toth, Bill	1954-56	NA	NA-NA	15-1	NA	NA	NA	NA	NA	NA	NA
Trado, Bill	1956	NA	0-4	6-NA	NA	32.1	28	21	NA	34	22
Trapp, Billy	1977-80	4.60	6-4	47-2	4	101.2	108	68	52	39	80
Tripp, David	1988-90	4.82	15-7	55-26	5	179.1	183	104	96	75	154
Trolia, Aaron	2003	8.87	0-1	18-1	0	23.1	38	27	23	9	24
Urrico, Anthony	2001	4.15	0-0	8-0	0	4.1	4	2	2	6	4
Van Volkenburg, Dave	1969-72	2.95	20-10	43-35	NA	222.2	193	104	73	98	195
Vaughn, Matt	2006-08	3.98	5-3	59-3	12	92.2	103	57	41	33	95
Vincent, Damon	1961-63	4.80	10-6	31-21	NA	148.0	127	95	79	117	148
Vining, Ken	1994-96	3.29	17-3	61-26	2	224.1	184	94	82	81	258
Waldrop, Kenny	1966	7.04	0-0	6-3	NA	15.1	13	12	12	15	9
Walker, Adam	2003,04	6.60	1-0	14-0	0	15.0	24	13	11	4	18
Watson, Charlie	1965-67	2.71	16-7	43-18	NA	186.0	136	70	56	79	186
Watson, Mark	1994,95	2.85	12-2	25-18	1	94.2	70	41	30	55	91
Welch, Scott	1986,87	8.15	1-0	19-0	2	35.1	46	33	32	16	20</

ABCA

Year	Player	Pos.	*T
1947	Joe Landrum	P	1
1954	Billy O'Dell	P	2
1959	Doug Hoffman	OF	1
1960	Ty Cline	OF	1
	Dave Lynn	C	3
1965	Rusty Adkins	OF	2
1966	Rusty Adkins	2B	3
1967	Rusty Adkins	2B	1
1971	Rusty Gerhardt	P	2
1975	Denny Walling	OF	1
1976	Kurt Seibert	SS	3
1977	Dave Caldwell	OF	3
1980	Tim Teufel	2B	1
1985	Jim McCollom	1B	3
1986	Chuck Baldwin	1B	2
1988	Bert Heffernan	C	1
1989	Brian Barnes	P	1
1991	Jim Crowley	2B	1
	Eric Macrina	DH	2
1992	Kevin Northrup	OF	2
1994	Shane Monahan	OF	1
	Mike Hampton	3B	2
1995	Scott Winchester	P	1
	David Miller	1B	2
	Shane Monahan	OF	2
	Jason Dawsey	P	3
1996	Kris Benson	P	1
	Matthew LeCroy	C	2
1997	Matthew LeCroy	C	2
2001	Jeff Baker	3B	2
	Steve Reba	P	3
2002	Khalil Greene	SS	1
	Michael Johnson	1B	2
	Steve Reba	P	3
2005	Kris Harvey	DH	1
2006	Tyler Colvin	OF	2
	Andy D'Alessio	1B	2
	Josh Cribb	P	3

Academic

Year	Player	Pos.	*T
1995	Paul Galloway	3B	1

Baseball America

Year	Player	Pos.	*T
1986	Chuck Baldwin	1B	2
1988	Brian Barnes	P	2

1989	Brian Barnes	P	1
1990	Brian Kowitz	OF	2
1991	Jason Angel	P	2
	Jim Crowley	2B	2
1992	Kevin Northrup	OF	2
1994	Shane Monahan	OF	1
	Mike Hampton	3B	2
1995	Shane Monahan	OF	2
	Scott Winchester	P	2
	David Miller	1B	3
1996	Kris Benson	P	1
	Ken Vining	P	3
1997	Matthew LeCroy	C	1
1999	Patrick Boyd	OF	2
2001	Jeff Baker	3B	1
2002	Jeff Baker	3B	1
	Khalil Greene	SS	1
2004	Brad McCann	3B	3
2005	Kris Harvey	DH	2
2006	Tyler Colvin	OF	1
	Andy D'Alessio	1B	3

College Baseball Foundation

Year	Player	Pos.	*T
2006	Andy D'Alessio	1B	1

Collegiate Baseball

Year	Player	Pos.	*T
1991	Eric Macrina	DH	3
1992	Kevin Northrup	OF	3
1994	Mike Hampton	3B	1
	Shane Monahan	OF	2
1995	Shane Monahan	OF	1
	Scott Winchester	P	1
	Jason Dawsey	P	2
	David Miller	1B	3
1996	Kris Benson	P	1
1997	Matthew LeCroy	C	2
1998	Scott Clackum	P	2
2001	Jeff Baker	3B	1
	Steve Reba	P	3
2002	Khalil Greene	SS	1
	Jeff Baker	3B	3
	Michael Johnson	1B	3
	Steve Reba	P	3
2005	Taylor Harbin	2B	2
2006	Josh Cribb	P	2
	Andy D'Alessio	1B	3

Freshman

Year	Player	Pos.
1991	Billy McMillon	OF
1993	Shane Monahan	1B
	Scott Winchester	P
1995	Matthew LeCroy	C
1997	Ryan Mottl	P
1998	Patrick Boyd	OF
1999	Khalil Greene	3B
2000	Jeff Baker	SS
	Jarrod Schmidt	P
2003	Robert Rohrbaugh	P
2005	Brad Chalk	OF
	Taylor Harbin	2B
2008	Kyle Parker	OF/INF

NCBWA

Year	Player	Pos.	*T
1993	Billy McMillon	OF	1
	Chad Phillips	P	3
1994	Mike Hampton	3B	1
	Shane Monahan	OF	1
1995	Shane Monahan	OF	1
	David Miller	1B	2
	Gary Burnham	OF	3
	Jason Dawsey	P	3
1996	Kris Benson	P	1
	Billy Koch	P	2
	Matthew LeCroy	C	2
	Ken Vining	P	3
1997	Matthew LeCroy	C	1
1998	Ryan Mottl	P	3
1999	Kurt Bultmann	2B	2
	Patrick Boyd	OF	3
2000	Nick Glaser	P	3
2001	Jeff Baker	3B	2
	Casey Stone	OF	3
2002	Jeff Baker	3B	1
	Khalil Greene	SS	1
	Steve Reba	P	2
	Matt Henrie	P	3
2005	Kris Harvey	DH	3
2006	Tyler Colvin	OF	1
	Andy D'Alessio	1B	1
	Josh Cribb	P	3

Sporting News

Year	Player	Pos.	*T
1975	Denny Walling	OF	1

In his one season at Clemson, Denny Walling batted .421 with 13 homers and 60 RBIs in only 140 at-bats to earn first-team All-America honors.



1980	Tim Teufel	2B	1
1987	Bill Spiers	SS	1

Sports Weekly

Year	Player	Pos.	*T
2002	Khalil Greene	SS	1

* - team

Note: No team selected from 1991-96,02-08.

320

Michael Johnson (left), Khalil Greene (center), and Jeff Baker (right) each hit at least 25 home runs in 2002. The trio combined for 77 home runs and 259 RBIs, as all three earned All-America honors.

258

College World Series

Rusty Adkins, OF/2B

Second-Team ABCA, 1965; Third-Team ABCA, 1966; First-Team ABCA, 1967

Year	G	AB	R	H	2B	3B	HR	RBI	SB	BB	SO	Avg.
1965	30	126	30	56	10	4	3	25	12	12	0	.444
1966	29	121	39	44	5	6	2	17	9	20	7	.364
1967	38	149	40	50	7	7	6	24	17	27	9	.336
Totals	97	396	109	150	22	17	11	66	38	59	16	.379

Jason Angel, P

Second-Team Baseball America, 1991

Year	G	GS	CG	SH	SV	IP	H	R	ER	ERA	SO	BB	W-L	Pct.
1990	10	1	0	0	0	14.2	14	8	8	4.91	14	9	2-1	.667
1991	20	16	3	2	0	108.0	75	35	28	2.33	66	36	14-2	.875
1992	18	17	1	0	0	105.1	106	54	40	3.42	76	45	9-3	.750
Totals	48	34	4	2	0	228.0	195	97	76	3.00	156	90	25-6	.806

Jeff Baker, 3B

First-Team Baseball America, 2001; First-Team Collegiate Baseball, 2001; Second-Team ABCA, 2001; Second-Team Sporting News, 2001; Second-Team Sports Weekly, 2001; First-Team Baseball America, 2002; First-Team NCBWA, 2002; Third-Team Collegiate Baseball, 2002

Year	GP-S	AB	R	H	2B	3B	HR	TB	RBI	SB	BB	SO	Avg.
2000	68-67	275	54	86	16	0	11	135	64	4-4	26	54	.313
2001	60-60	233	66	86	13	2	23	172	75	5-9	38	38	.369
2002	68-67	265	71	86	12	2	25	177	87	17-24	40	59	.325
Totals	196-194	773	191	258	41	4	59	484	226	26-37	98	151	.334

Chuck Baldwin, 1B

Second-Team ABCA, 1986; Second-Team Baseball America, 1986

Year	G	AB	R	H	2B	3B	HR	RBI	SB	BB	SO	Avg.
1984	51	194	31	69	12	3	0	33	4-6	13	13	.356
1985	62	252	39	66	12	3	4	33	3-6	13	21	.262
1986	63	289	64	107	23	1	16	73	6-8	18	26	.370
1987	52	200	43	69	15	1	9	45	3-3	17	26	.345
Totals	228	935	177	311	62	8	29	184	16-23	61	86	.333

Brian Barnes, P

Second-Team Baseball America, 1988;

First-Team ABCA, 1989; First-Team Baseball America, 1989

Year	G	GS	CG	SH	SV	IP	H	R	ER	ERA	SO	BB	W-L	Pct.
1986	15	10	1	0	1	71.0	57	44	29	3.68	53	61	3-2	.600
1987	18	17	5	1	0	120.2	109	50	41	3.06	112	61	12-3	.800
1988	22	19	6	0	1	137.2	124	74	51	3.33	140	62	13-2	.867
1989	23	19	9	1	1	146.0	89	52	36	2.22	208	66	16-3	.842
Totals	78	65	21	2	3	475.1	379	220	157	2.97	513	250	44-10	.815

Kris Benson, P

First-Team ABCA, 1996; First-Team Baseball America, 1996; First-Team Collegiate

Baseball, 1996; First-Team NCBWA, 1996; First-Team Sporting News, 1996

Year	G	GS	CG	SH	SV	IP	H	R	ER	ERA	SO	BB	W-L	Pct.
1994	17	14	1	0	1	85.0	84	48	40	4.24	73	29	7-3	.700
1995	14	14	0	0	0	78.2	75	44	28	3.20	79	23	8-3	.727
1996	19	19	7	4	0	156.0	109	47	35	2.02	204	27	14-2	.875
Totals	50	47	8	4	1	319.2	268	139	103	2.90	356	79	29-8	.784

Patrick Boyd, OF

Second-Team Baseball America, 1999; Third-Team NCBWA, 1999

Year	GP-S	AB	R	H	2B	3B	HR	TB	RBI	SB	BB	SO	Avg.
1998	59-59	241	66	83	13	1	8	122	59	11-14	44	46	.344
1999	62-61	246	78	96	22	1	17	171	70	20-25	45	50	.390
2000	69-69	270	50	79	21	4	3	117	49	18-24	44	52	.293
2001	1-1	3	2	1	1	0	0	2	0	0-0	2	0	.333
Totals	191-190	760	196	259	57	6	28	412	178	49-63	135	148	.341

Kurt Bultmann, SS/2B

Second-Team NCBWA, 1999

Year	GP-S	AB	R	H	2B	3B	HR	TB	RBI	SB	BB	SO	Avg.
1996	63-55	194	34	59	10	0	5	84	27	2-4	25	28	.304
1997	60-60	253	69	88	31	1	16	169	61	3-5	30	42	.348
1998	58-58	234	57	70	18	1	10	120	54	2-4	32	32	.299
1999	68-68	272	73	89	23	2	12	152	72	6-7	46	40	.327
Totals	249-241	953	233	306	82	4	43	525	214	13-20	133	142	.321

Gary Burnham, OF

Third-Team NCBWA, 1995

Year	GP-S	AB	R	H	2B	3B	HR	TB	RBI	SB	BB	SO	Avg.
1994	15-15	47	9	13	3	0	0	16	9	1-1	13	8	.277
1995	66-66	241	61	83	27	4	8	142	62	5-11	46	29	.344
1996	68-68	241	62	70	24	4	6	120	56	2-6	61	40	.290
1997	64-64	266	83	104	23	2	15	176	82	2-4	37	28	.391
Totals	213-213	795	215	270	77	10	29	454	209	10-22	157	105	.340

Dave Caldwell, OF

Third-Team ABCA, 1977

Year	G	AB	R	H	2B	3B	HR	RBI	SB	BB	SO	Avg.
1975	36	125	21	35	7	4	2	23	2	12	20	.280
1976	50	196	39	63	13	8	9	49	2	36	32	.321
1977	41	162	43	46	10	0	7	34	6	28	24	.284
Totals	127	483	103	144	30	12	18	106	10	76	76	.298

Scott Clackum, P

Second-Team Collegiate Baseball, 1998; Third-Team Sporting News, 1998

Year	G	GS	CG	SH	SV	IP	H	R	ER	ERA	SO	BB	W-L	Pct.
1997	24	0	0	0	4	37.1	34	13	8	1.93	33	14	3-4	.429
1998	23	0	0	0	9	40.2	21	5	5	1.11	42	11	7-1	.875
Totals	47	0	0	0	13	78.0	55	18	13	1.50	75	25	10-5	.667

Ty Cline, OF/P

First-Team ABCA, 1960

Year	G	AB	R	H	2B	3B	HR	RBI	SB	BB	SO	Avg.
1959	31	135	34	44	7	3	1	22	10	12	11	.326
1960	22	89	26	31	5	5	0	14	12	13	4	.348
Totals	53	224	60	75	12	8	1	36	22	25	15	.335

Tyler Colvin, OF

First-Team Baseball America, 2006; First-Team NCBWA, 2006; Second-Team ABCA, 2006

Year	GP-S	AB	R	H	2B	3B	HR	TB	RBI	SB	BB	SO	Avg.
2004	52-31	128	21	37	10	0	2	53	19	4-5	11	16	.289
2005	65-65	258	51	73	22	2	5	114	53	12-15	14	31	.283
2006	69-69	281	64	100	22	5	13	171	70	23-27	28	42	.356
Totals	186-165	667	136	210	54	7	20	338	142	39-47	53	89	.315

Josh Cribb, P

Second-Team Collegiate Baseball, 2006; Third-Team ABCA, 2006; Third-Team NCBWA, 2006

Year	G	GS	CG	SH	SV	IP	H	R	ER	ERA	SO	BB	W-L	Pct.
2003	13	1	0	0	0	25.0	36	17	11	3.96	19	6	0-1	.000
2004	20	1	0	0	2	60.2	49	28	25	3.71	58	15	5-1	.833
2005	19	15	3	2	0	109.1	119	47	43	3.54	97	24	8-5	.615
2006	16	15	1	0	0	87.1	70	36	30	3.09	83	26	9-0	1.000
Totals	68	32	4	2	2	282.1	274	128	109	3.47	257	71	22-7	.759

Jim Crowley, 2B

First-Team ABCA, 1991; Second-Team Baseball America, 1991

Year	GP-S	AB	R	H	2B	3B	HR	TB	RBI	SB	BB	SO	Avg.
1988	48-21	89	15	22	4	0	2	32	6	6-7	17	26	.247
1989	66-66	230	49	69	16	1	10	117	60	5-6	35	39	.300
1990	65-65	251	56	82	15	0	14	139	54	7-9	32	39	.327
1991	68-68	256	79	98	22	0	17	171	77	5-9	39	45	.383
Totals	247-220	826	199	271	57	1	43	459	197	23-31	123	149	.328

Andy D'Alessio, 1B

First-Team College Baseball Foundation, 2006; First-Team NCBWA, 2006; Second-Team

ABCA, 2006; Third-Team Baseball America, 2006; Third-Team Collegiate Baseball, 2006

Year	GP-S	AB	R	H	2B	3B	HR	TB	RBI	SB	BB	SO	Avg.
2004	60-51	180	29	60	10	0	4	82	22	2-2	35	47	.333
2005	65-60	210	36	58	14	1	15	119	60	1-4	29	61	.276
2006	69-69	250	55	78	15	0	23	162	85	7-8	30	60	.312
2007	59-59	213	49	68	12	2	17	135	50	1-3	33	49	.319
Totals	253-239	853	169	264	51	3	59	498	217	11-17	127	217	.309

Khalil Greene, 3B/SS

First-Team ABCA, 2002; First-Team Baseball America, 2002; First-Team Collegiate Baseball, 2002; First-Team NCBWA, 2002; First-Team Sports Weekly, 2002

Year	GP-S	AB	R	H	2B	3B	HR	TB	RBI	SB	BB	SO	Avg.
1999	69-68	274	58	98	20	1	8	144	69	9-12	31	58	.358
2000	69-69	269	59	98	24	3	5	143	64	12-16	42	39	.364
2001	63-63	241	55	73	18	2	12	131	52	17-21	24	41	.303
2002	71-71	285	93	134	33	1	27	250	91	17-18	46	22	.470
Totals	272-271	1069	265	403	95	7	52	668	276	55-67	143	160	.377

Mike Hampton, 3B

First-Team Collegiate Baseball, 1994; First-Team NCBWA, 1994; Second-Team ABCA, 1994; Second-Team Baseball America, 1994

Year	GP-S	AB	R	H	2B	3B	HR	TB	RBI	SB	BB	SO	Avg.
1993	46-31	130	29	33	13	2	3	59	22	3-5	13	29	.254
1994	75-75	287	84	109	21	4	11	171	70	39-47	47	43	.380
Totals	121-106	417	113	142	34	6	14	230	92	42-52	60	72	.341

Taylor Harbin, 2B

Second-Team Collegiate Baseball, 2005

Year	GP-S	AB	R	H	2B	3B	HR	TB	RBI	SB	BB	SO	Avg.
2005	66-66	274	64	94	28	4	10	160	63	4-7	12	25	.343
2006	64-64	254	54	81	20	2	9	132	47	13-14	15	21	.319
2007	64-63	253	42	75	19	1	11	129	62	14-18	14	20	.296
Totals	194-193	781	160	250	67	7	30	421	172	31-39	41	66	.320

Kris Harvey, DH

First-Team ABCA, 2005; Second-Team Baseball America, 2005; Third-Team NCBWA, 2005

Year	GP-S	AB	R	H	2B	3B	HR	TB	RBI	SB	BB	SO	Avg.
2003	25-13	29	8	8	1	0	2	15	11	0-0	2	4	.276
2004	61-59	209	38	70	16	0	8	110	41	4-8	15	31	.335
2005	65-65	249	61	85	11	0	25	171	70	1-2	16	44	.341
Totals	151-137	487	107	163	28	0	35	296	122	5-10	33	79	.335

Bert Heffernan, C

First-Team ABCA, 1988

Year	G	AB	R	H	2B	3B	HR	RBI	SB	BB	SO	Avg.
1985	65	245	60	85	13	2	9	49	9-13	45	38	.347
1986	61	242	64	80	17	3	8	58	11-15	55	22	.331
1987	65	242	68	81	15	3	4	41	13-19	45	32	.335
1988	68	264	93	89	18	6	6	47	21-24	62	27	.337
Totals	259	993	285	335	63	14	27	195	54-71	207	119	.337

Matt Henrie, P

Third-Team NCBWA, 2002

Year	G	GS	CG	SH	SV	IP	H	R	ER	ERA	SO	BB	W-L	Pct.
1999	5	0	0	0	0	3.1	6	5	5	13.50	1	6	0-0	----
2001	18	10	0	0	2	67.2	59	32	23	3.06	54	24	6-3	.667
2002	21	18	0	0	1	112.2	112	52	39	3.12	81	25	13-5	.722
Totals	44	28	0	0	3	183.2	177	89	67	3.28	136	55	19-8	.704

Doug Hoffman, OF

First-Team ABCA, 1959

Year	AB	R	H	2B	3B	HR	RBI	SB	BB	SO	Avg.
1957	60	11	9	3	1	2	6	2	14	17	.150
1958	114	23	27	2	2	2	16	4	9	27	.237
1959	105	31	33	3	5	4	25	11	33	22	.314
Totals	279	65	69	8	8	8	47	17	56	66	.247

Michael Johnson, 1B

Second-Team ABCA, 2002; Third-Team Collegiate Baseball, 2002

Year	GP-S	AB	R	H	2B	3B	HR	TB	RBI	SB	BB	SO	Avg.
2000	44-32	121	27	37	9	2	3	59	27	2-4	13	34	.306
2001	62-58	218	58	70	13	1	18	139	54	11-11	43	50	.321
2002	71-71	263	62	101	19	1	25	197	81	11-14	50	46	.384
2003	58-58	198	54	67	11	0	12	114	51	1-2	63	38	.338
Totals	235-219	800	201	275	52	4	58	509	213	25-31	169	168	.344

Billy Koch, P

Second-Team NCBWA, 1996

Year	G	GS	CG	SH	SV	IP	H	R	ER	ERA	SO	BB	W-L	Pct.
1994	16	14	1	0	0	78.0	72	57	40	4.62	75	34	4-2	.667
1995	16	14	0	0	0	87.0	70	45	36	3.72	111	37	7-2	.778
1996	19	16	2	0	1	111.2	73	46	39	3.14	152	60	10-5	.667
Totals	51	44	3	0	1	276.2	215	148	115	3.74	338	131	21-9	.700

Brian Kowitz, OF

Second-Team Baseball America, 1990

Year	G	AB	R	H	2B	3B	HR	RBI	SB	BB	SO	Avg.
1988	60	179	30	49	16	1	2	21	16-19	20	21	.274
1989	68	267	61	72	15	4	4	43	26-29	46	27	.270
1990	66	253	87	102	22	6	3	60	34-42	44	20	.403
Totals	194	699	178	223	53	11	9	124	76-90	110	68	.319

Joe Landrum, P

First-Team ABCA, 1947

Year	IP	H	R	ER	ERA	SO	BB	W-L	Pct.
1946	104.0	72	31	12	1.04	97	22	10-2	.833
1947	117.0	90	48	29	2.23	98	18	12-2	.857
Totals	221.0	162	79	41	2.18	195	40	22-4	.846

Matthew LeCroy, C

Second-Team ABCA, 1996; Second-Team NCBWA, 1996; First-Team Baseball America, 1997; First-Team NCBWA, 1997; Second-Team ABCA, 1997; Second-Team Collegiate Baseball, 1997; Second-Team Sporting News, 1997

Year	GP-S	AB	R	H	2B	3B	HR	TB	RBI	SB	BB	SO	Avg.
1995	68-68	255	55	85	18	0	15	148	72	0-4	34	57	.333
1996	67-67	244	61	77	18	0	14	137	57	3-4	44	35	.316
1997	64-64	237	62	85	12	1	24	171	79	5-7	53	34	.359
Totals	199-199	736	178	247	48	1	53	456	208	8-15	131	126	.336

Dave Lynn, C

Third-Team ABCA, 1960

Year	G	AB	R	H	2B	3B	HR	RBI	SB	BB	SO	Avg.
1959	1	2	1	1	0	0	1	2	0	1	0	.500
1960	22	89	21	32	3	2	8	31	1	8	10	.360
1961	22	72	20	24	4	0	6	21	1	22	13	.333
Totals	45	163	42	57	7	2	15	54	2	31	23	.350

Eric Macrina, DH

Second-Team ABCA, 1991; Third-Team Collegiate Baseball, 1991

Year	GP-S	AB	R	H	2B	3B	HR	TB	RBI	SB	BB	SO	Avg.
1988	25-11	46	8	8	3	0	3	20	6	1-1	8	10	.174
1989	54-39	152	35	40	8	4	6	74	33	3-5	18	42	.263
1990	53-50	189	38	64	11	1	18	131	69	1-2	24	44	.339
1991	69-68	260	67	87	18	1	24	179	84	3-4	37	69	.335
Totals	201-168	647	148	199	40	6	51	404	192	8-12	87	165	.308

Brad McCann, 3B

Third-Team Baseball America, 2004

Year	GP-S	AB	R	H	2B	3B	HR	TB	RBI	SB	BB	SO	Avg.
2003	60-60	251	44	87	21	1	9	137	67	2-4	12	43	.347
2004	63-63	253	64	96	20	0	16	164	65	6-10	36	43	.379
Totals	123-123	504	108	183	41	1	25	301	132	8-14	48	86	.363

Jim McCollom, 1B

Third-Team ABCA, 1985

Year	G	AB	R	H	2B	3B	HR	RBI	SB	BB	SO	Avg.
1982	56	186	41	50	9	2	11	37	1-2	26	30	.269
1983	51	190	50	66	15	4	9	51	5-6	25	26	.347
1984	55	203	53	71	13	2	11	54	7-7	32	25	.350
1985	64	251	59	98	19	4	21	76	7-11	33	23	.390
Totals	226	830	203	285	56	12	52	218	20-26	116	104	.343



Taylor Harbin was a second-team All-American as a freshman in 2005 when he hit .343 with 28 doubles, 10 homers, and 63 RBIs.

Billy McMillon, OF/1B

First-Team NCBWA, 1993

Year	GP-S	AB	R	H	2B	3B	HR	TB	RBI	SB	BB	SO	Avg.
1991	65-54	202	75	79	26	4	10	143	48	12-17	41	21	.391
1992	32-31	113	34	42	8	3	4	68	27	6-11	21	22	.372
1993	57-57	212	64	80	21	1	5	118	30	11-17	47	30	.377
Totals	154-142	527	173	201	55	8	19	329	105	29-45	109	73	.381

David Miller, 1B/OF

Second-Team ABCA, 1995; Second-Team NCBWA, 1995;

Third-Team Baseball America, 1995; Third-Team Collegiate Baseball, 1995

Year	GP-GS	AB	R	H	2B	3B	HR	TB	RBI	SB	BB	SO	Avg.
1993	44-18	85	12	23	3	1	0	28	12	1-1	4	11	.271
1994	71-71	288	52	90	13	4	1	114	59	23-31	36	31	.313
1995	68-68	271	79	103	14	10	9	164	78	27-32	44	36	.380
Totals	183-157	644	143	216	30	15	10	306	149	51-64	84	78	.335

Shane Monahan, OF

First-Team ABCA, 1994; First-Team Baseball America, 1994;

First-Team NCBWA, 1994; Second-Team Collegiate Baseball, 1994;

First-Team Collegiate Baseball, 1995; First-Team NCBWA, 1995;

Second-Team ABCA, 1995; Second-Team Baseball America, 1995

Year	GP-S	AB	R	H	2B	3B	HR	TB	RBI	SB	BB	SO	Avg.
1993	65-65	253	56	94	15	7	9	150	64	17-21	20	49	.372
1994	75-75	330	97	137	23	9	11	211	53	23-31	36	33	.415
1995	67-67	273	82	106	22	5	12	174	52	21-28	44	37	.388
Totals	207-207	856	235	337	60	21	32	535	169	61-80	100	119	.394

Ryan Mottl, P

Third-Team NCBWA, 1998

Year	G	GS	CG	SH	SV	IP	H	R	ER	ERA	SO	BB	W-L	Pct.
1997	16	16	2	0	0	106.2	113	63	56	4.73	99	33	10-3	.769
1998	16	16	1	0	0	101.0	101	62	54	4.81	96	31	9-4	.692
1999	19	17	1	0	0	99.2	120	82	68	6.14	84	53	4-8	.333
2000	21	19	2	1	0	107.0	103	52	44	3.70	81	28	10-4	.714
Totals	72	68	6	1	0	414.1	437	259	222	4.82	360	145	33-19	.635

Kevin Northrup, OF

Second-Team ABCA, 1992; Second-Team Baseball America, 1992;

Third-Team Collegiate Baseball, 1992

Year	GP-S	AB	R	H	2B	3B	HR	TB	RBI	SB	BB	SO	Avg.
1989	35-14	66	12	14	2	0	1	20	5	3-5	16	19	.212
1990	53-46	173	35	53	10	0	7	84	33	12-12	15	28	.306
1991	67-66	254	72	89	20	9	5	142	48	21-22	31	32	.350
1992	64-64	249	67	95	23	2	9	149	64	47-55	51	31	.382
Totals	219-190	742	186	251	55	11	22	395	150	83-94	113	110	.338

Billy O'Dell, P

Second-Team ABCA, 1954

Year	G	GS	CG	SH	SV	IP	H	R	ER	ERA	BB	SO	W-L	Pct.
1952	10	7	4			56.0	48	36	18	2.89	16	81	5-2	.714
1953	11	8	6			72.1	25	22	11	1.36	32	108	6-3	.667
1954	14	11	9			91.1	56	26	8	0.79	35	111	8-3	.727
Totals	35	26	19			219.2	129	84	37	1.51	83	300	19-8	.704

Chad Phillips, P/OF

Third-Team NCBWA, 1993


Year	G	GS	CG	SH	SV	IP	H	R	ER	ERA	SO	BB	W-L	Pct.
1990	15	0	0	0	2	25.0	24	13	11	3.96	17	5	1-0	1.000
1991	13	3	0	0	2	37.2	40	23	16	3.82	25	16	1-0	1.000
1992	13	1	0	0	3	34.0	32	18	16	4.24	29	11	3-1	.750
1993	16	15	1	0	0	90.2	93	35	30	2.98	69	24	12-2	.857
Totals	57	19	1	0	7	187.1	189	89	73	3.51	140	56	17-3	.850

Year	GP-S	AB	R	H	2B	3B	HR	TB	RBI	SB	BB	SO	Avg.
1990	38-9	44	6	13	5	0	0	18	4	1-1	8	4	.295
1991	45-12	63	15	25	3	0	1	31	14	3-4	11	3	.397
1992	43-40	153	25	44	8	3	2	64	25	6-7	8	25	.288
1993	42-21	42	5	12	3	0	1	18	5	0-0	1	5	.286
Totals	168-82	302	51	94	19	3	4	131	48	10-12	28	37	.311

Steve Reba, P

Third-Team ABCA, 2001; Third-Team Collegiate Baseball, 2001; Second-Team NCBWA, 2002; Third-Team ABCA, 2002; Third-Team Collegiate Baseball, 2002

Year	G	GS	CG	SH	SV	IP	H	R	ER	ERA	SO	BB	W-L	Pct.
1999	21	7	0	0	0	56.2	78	49	47	7.46	45	34	5-4	.555
2000	19	2	0	0	2	42.0	33	16	13	2.79	33	15	3-0	1.000
2001	18	17	2	1	0	108.0	84	39	31	2.58	103	31	12-3	.800
2002	20	19	1	0	0	112.2	121	67	55	4.39	82	44	13-4	.765
Totals	78	45	3	1	2	319.1	316	171	146	4.11	263	124	33-11	.750



Two-way player Chad Phillips was an All-American in 1993 when he batted .286 and had a 12-2 record along with a 2.98 ERA.

Kurt Seibert, SS

Third-Team ABCA, 1976

Year	G	AB	R	H	2B	3B	HR	RBI	SB	BB	SO	Avg.
1974	28	95	22	30	3	2	0	13	4	17	9	.316
1975	43	153	48	49	8	2	0	13	21	39	17	.320
1976	44	160	43	55	5	2	2	13	13	50	12	.344
Totals	115	408	113	134	16	6	2	39	38	106	38	.328

Bill Spiers, SS

First-Team Sporting News, 1987

Year	G	AB	R	H	2B	3B	HR	RBI	SB	BB	SO	Avg.
1985	47	171	31	65	10	1	0	22	9	9	10	.380
1986	62	258	73	83	11	5	12	53	35	35	40	.322
1987	64	252	65	73	13	11	5	44	16	31	26	.290
Totals	173	681	169	221	34	17	17	119	60	75	76	.325

Casey Stone, OF

Third-Team NCBWA, 2001

Year	GP-S	AB	R	H	2B	3B	HR	TB	RBI	SB	BB	SO	Avg.
1998	45-15	86	18	23	3	1	0	28	14	2-2	8	12	.267
1999	49-24	104	22	25	4	0	0	29	17	7-9	18	9	.240
2000	69-69	272	65	97	11	3	1	117	51	25-30	23	15	.357
2001	62-62	274	63	103	17	2	2	130	49	25-30	13	10	.376
Totals	225-170	736	168	248	35	6	3	304	131	59-71	62	46	.337

Tim Teufel, 2B

First-Team Sporting News, 1980

Year	G	AB	R	H	2B	3B	HR	RBI	SB	BB	SO	Avg.
1979	55	197	58	69	14	3	13	50	13	29	32	.350
1980	46	168	44	65	16	1	11	66	13	43	14	.367
Totals	101	365	102	134	30	4	24	116	26	72	46	.367

Ken Vining, P

Third-Team Baseball America, 1996; Third-Team NCBWA, 1996

Year	G	GS	CG	SH	SV	IP	H	R	ER	ERA	SO	BB	W-L	Pct.
1994	20	1	0	0	0	40.1	39	22	18	4.02	45	18	3-0	1.000
1995	22	9	0	0	2	69.0	53	29	26	3.39	78	25	4-0	1.000
1996	19	16	3	2	0	115.0	92	43	38	2.97	135	38	10-3	.769
Totals	61	26	3	2	2	224.1	184	94	82	3.29	258	81	17-3	.850

Denny Walling, OF

First-Team Sporting News, 1975

Year	G	AB	R	H	2B	3B	HR	RBI	SB	BB	SO	Avg.
1975	38	140	46	59	9	3	13	60	11	31	12	.421

Scott Winchester, P

First-Team ABCA, 1995; First-Team Collegiate Baseball, 1995;

Second-Team Baseball America, 1995

Year	G	GS	CG	SH	SV	IP	H	R	ER	ERA	SO	BB	W-L	Pct.
1993	26	0	0	0	10	48.1	36	22	14	2.61	42	16	4-1	.800
1994	28	0	0	0	10	38.2	30	10	8	1.86	38	15	5-2	.714
1995	33	0	0	0	14	45.2	23	5	3	0.59	42	16	4-2	.667
Totals	87	0	0	0	34	132.2	89	37	25	1.70	122	47	13-5	.722



Honors & Awards

ACC Athlete-of-the-Year

1996 - Kris Benson, P

ACC Coach-of-the-Year

1988 - Bill Wilhelm
1991 - Bill Wilhelm
1994 - Jack Leggett
1995 - Jack Leggett
2006 - Jack Leggett

ACC Player-of-the-Week

1989 - Brian Barnes, P (5/8)
Brian Barnes, P (5/22)
1990 - Tim Parker, P (4/24)
1991 - Jason Angel, P (4/29)
Mike Spiers, OF (5/13)
1992 - Keith Williams, OF (3/16)
Kevin Northrup, OF (3/23)
Joe Taylor, 2B (4/13)
1993 - Billy McMillon, 1B (3/1)
Jeff Morris, 2B (5/10)
1994 - Andy Taulbee, P (2/14)
Andy Taulbee, P (2/21)
Scott Winchester, P (4/4)
Mike Holtz, P (4/11)
David Miller, 1B (4/18)
Scott Winchester, P (5/2)
Mike Hampton, 3B (5/16)
Shane Monahan, OF (5/23)
Ken Vining, P (5/23)
1995 - David Miller, 1B (3/6)
Jason Dawsey, P (3/13)
Shane Monahan, OF (3/13)
David Miller, 1B (4/4)
Jason Dawsey, P (4/10)
Jamie Eggleston, P (5/1)
1996 - Kris Benson, P (2/26)
Kris Benson, P (3/11)
Kris Benson, P (3/25)
Kris Benson, P (4/15)
Kris Benson, P (4/29)
Kris Benson, P (5/6)
Billy Koch, P (5/6)
1997 - Matthew LeCroy, C (2/24)
1998 - Ryan Mottl, P (3/2)
Patrick Boyd, OF (3/9)
Matt Padgett, OF (4/6)
Brian Ellis, C (4/20)
Ryan Mottl, P (4/27)
1999 - Jason Harris, 1B (4/12)
Chris Heck, P (4/26)
2000 - Scott Berny, P (2/28)
Scott Berny, P (3/6)
Ryan Mottl, P (4/10)
Nick Glaser, P (4/17)
Khalil Greene, 3B (5/8)
2001 - Ryan Riley, 2B (2/26)
Matt Henrie, P (3/19)
Steve Reba, P (4/23)
Matt Henrie, P (5/7)
Steve Reba, P (5/14)
Khalil Greene, SS (5/14)
2002 - Jeff Baker, 3B (2/25)
Michael Johnson, 1B (3/4)
Khalil Greene, SS (3/18)
Khalil Greene, SS (4/29)
Khalil Greene, SS (5/6)
2003 - Tyler Lumsden, P (3/3)
Tyler Lumsden, P (3/10)
Paul Harrelson, P (4/28)
Michael Johnson, 1B (4/28)
Garrick Evans, OF (5/19)
Patrick Hogan, P (5/19)
2004 - Brad McCann, 3B (3/1)
Kris Harvey, P (4/5)
Garrick Evans, OF (4/19)
2005 - Kris Harvey, DH (3/21)
Stephen Faris, P (4/18)
Taylor Harbin, 2B (4/25)
Josh Cribb, P (5/16)
Josh Cribb, P (5/23)
Kris Harvey, DH (5/23)

2006 - Tyler Colvin, OF (3/27)
Andy D'Alessio, 1B (4/3)
Josh Cribb, P (4/10)
Marquez Smith, 3B (5/1)
Andy D'Alessio, 1B (5/15)
Tyler Colvin, OF (5/22)
2007 - Doug Hogan, C (4/30)
Marquez Smith, 3B (5/7)
Andy D'Alessio, 1B (5/14)
Graham Stoneburner, P (3/24)
Ryan Hinson, P (3/31)
Kyle Parker, OF/INF (4/28)

ACC Player-of-the-Year

1973 - Craig White, OF
1974 - Steve Cline, P
1975 - Denny Walling, OF
1976 - Chuck Porter, P
1985 - Jim McCollom, 1B
1986 - Chuck Baldwin, 1B
1989 - Brian Barnes, P
1990 - Brian Kowitz, OF
1995 - Shane Monahan, OF
1996 - Kris Benson, P
2002 - Khalil Greene, SS

ACC Rookie-of-the-Year

1995 - Matthew LeCroy, C
1998 - Patrick Boyd, OF

ACC Tournament MVP

1989 - Brian Barnes, P
1991 - Michael Spiers, OF
1993 - Jeff Morris, 2B
1994 - Shane Monahan, OF
2006 - Tyler Colvin, OF

All-ACC Tournament

1987 - Chuck Baldwin, 2B
Bert Heffernan, C
1988 - Brian Kowitz, DH
1989 - Brian Barnes, P
Rusty Charpia, SS
Brian Kowitz, OF
Mike Milchin, 1B
Henry Threadgill, 2B
1990 - Brian Kowitz, OF
Tim Rigsby, SS
1991 - Jason Angel, P
Jim Crowley, 2B
Eric Macrina, DH
Scott Miller, P
Michael Spiers, OF
1992 - Aaron Jersild, P
Kevin Northrup, OF
Joe Taylor, 2B
1993 - Billy McMillon, OF
Jeff Morris, 2B
Andy Taulbee, P
Keith Williams, OF
1994 - Mike Hampton, 3B
Shane Monahan, OF
Ken Vining, P
1995 - Gary Burnham, OF
Paul Galloway, 3B
Ken Vining, P
1996 - Jason Embler, 1B
Doug Livingston, 2B
1997 - Gary Burnham, OF
1999 - Patrick Boyd, OF
Khalil Greene, 3B
2000 - Jeff Baker, UT/DH
Patrick Boyd, OF
Khalil Greene, 3B
Ryan Mottl, P
2002 - Khalil Greene, SS
Michael Johnson, 1B
Steve Reba, P
2004 - Brad McCann, 3B
Travis Storrer, 2B
2005 - Josh Cribb, P
2006 - Brad Chalk, OF

Sean Clark, P
Tyler Colvin, OF
Taylor Harbin, 2B
D.J. Mitchell, OF
Marquez Smith, 3B
2007 - David Kopp, P

All-Atlantic Region

1954 - Doug Kingsmore, OF
Billy O'Dell, P
1958 - Harold Stowe, P
* Fred DeBerry, 1B
* Bailey Hendley, OF
* Bud Spiers, SS
1959 - Doug Hoffman, OF
Harold Stowe, P
1960 - Ty Cline, OF
Dave Lynn, C
1965 - Rusty Adkins, OF
Jack McCall, SS
1966 - Rusty Adkins, 2B
1967 - Rusty Adkins, 2B
** Garry Helms, SS
Rusty Gerhardt, P
Craig White, OF
1973 - Craig White, OF
* Lin Hamilton, C
* Richard Haynes, 2B
Lin Hamilton, C
1974 - * Smiley Sanders, OF
Denny Walling, OF
1975 - Chuck Porter, P
1976 - Kurt Siebert, SS
1977 - Dave Caldwell, OF
Bill Foley, C
1978 - Dave Buffamoyer, DH
Tony Masone, OF
Neil Simons, OF
Mike Sullivan, P
Billy Weems, OF
1979 - Dave Buffamoyer, C
Tony Masone, OF
Neil Simons, OF
Mike Sullivan, P
Mike Brown, P
Neil Simons, OF
Tim Teufel, 2B
1983 - Bob Paulling, 1B
1985 - Jim McCollom, 1B
1986 - Chuck Baldwin, 1B
1987 - Bill Spiers, SS
1989 - Brian Barnes, P
1990 - Brian Kowitz, OF
Jim Crowley, 2B
1991 - Eric Macrina, DH
Billy McMillon, OF
* Joe DeBerry, DH
* Eric Macrina, 1B
1992 - Kevin Northrup, OF
1993 - Jeff Morris, 2B
Keith Williams, OF
* Billy McMillon, OF
* Shane Monahan, 1B
1994 - Mike Hampton, 3B
Shane Monahan, OF
* Andy Taulbee, P
1995 - Jason Dawsey, P
David Miller, 1B
Shane Monahan, OF
Scott Winchester, P
* Gary Burnham, OF
* Matthew LeCroy, C
Kris Benson, P
1996 - Matthew LeCroy, C
Kris Benson, P
1997 - Matthew LeCroy, C
1998 - Scott Clackum, OF
Matt Padgett, OF
1999 - Patrick Boyd, OF
2000 - ** Jeff Baker, SS
2001 - Jeff Baker, 3B
Steve Reba, P

2002 - Khalil Greene, SS
Michael Johnson, 1B
Steve Reba, P
* Jeff Baker, 3B
2003 - Michael Johnson, 1B
2005 - Kris Harvey, DH
* Taylor Harbin, 2B
2006 - Tyler Colvin, OF
Josh Cribb, P
Andy D'Alessio, 1B
* - second team; ** - third team

All-College World Series

1959 - Harold Stowe, P
1959 - Bailey Hendley, P/OF
1959 - Doug Hoffman, OF
1977 - Dave Caldwell, OF
2002 - Michael Johnson, 1B

Bob Bradley Award (South Carolina Series MVP)

2001 - Jeff Baker, 3B
2002 - Michael Johnson, 1B
2003 - Michael Johnson, 1B
2004 - Herman Demmink, 2B
2005 - Tyler Colvin, OF
2006 - Daniel Moskos, P
2007 - Wilson Boyd, OF
2008 - Wilson Boyd, OF

Clemson Athletic Hall of Fame Members

1973 - Frank Howard, HC
Billy O'Dell, P
1974 - Joe Landrum, P
1977 - Rusty Adkins, OF
Frank Gillespie, 1B
Ty Cline, OF
Ray Mathews, OF
1979 - Jess Neely, HC
Flint Rhem, P
Harold Stowe, P
1980 - Doug Hoffman, OF
Suzie Owens
1981 - John Heisman, HC
1982 - Rusty Gerhardt, P
1984 - Walter Cox, HC
Dick Hendley, C
1985 - Doug Kingsmore, OF
1988 - Bob Smith, HC
Craig White, OF
Dude Buchanan, 1B
1991 - Gene Moore, C
1993 - Bob Paulling, 1B
1994 - Dewey Quinn, 3B
1997 - Neil Simons, OF
1998 - Bill Spiers, SS
1999 - Jimmy Key, P
2002 - Bert Heffernan, C
2003 - Smiley Sanders, OF
2004 - Brian Barnes, P
2005 - Kris Benson, P
2007 - Khalil Greene, 3B/SS
2008 - Billy Wingo, 2B
Note: List includes only baseball players/coaches; year denotes year inducted.

Dedication Award (Strength Training)

1995 - Scott Winchester, P
1996 - Gary Burnham, OF
1997 - Gary Burnham, OF
1998 - Matt Padgett, OF
1999 - Jason Harris, 1B
2000 - Brian Ellis, C
2001 - B.J. LaMura, P
2002 - Khalil Greene, SS
2003 - Herman Demmink, 2B
Kyle Frank, OF
2004 - Herman Demmink, 2B
2005 - Herman Demmink, 3B

2006 - Herman Demmink, 3B
2007 - Chris Fidrych, P
2008 - Doug Hogan, C

Mitchell Award (Most Valuable Player)

1962 - Buddy Nixon, 1B
1963 - Dave Ellison, OF
1964 - Ben Marsella, 3B
1965 - Tommy Chapman, P
1966 - Ellis Dantzler, 1B
1967 - Rusty Adkins, 2B
1968 - Nelson Gibson, P
1969 - Craig White, OF
1970 - Rusty Gerhardt, P
1971 - Rusty Gerhardt, P
1972 - Rusty Gerhardt, P
1973 - Craig White, OF
1974 - Steve Cline, P
1975 - Denny Walling, OF
1976 - Chuck Porter, P
1977 - Bill Foley, C
1978 - Tony Masone, OF
1979 - David Buffamoyer, C
1980 - Tim Teufel, 2B
1981 - Greg Guin, 1B
1982 - Jimmy Key, P/DH
1983 - Bob Paulling, 1B
1984 - Chuck Baldwin, 2B
1985 - Jim McCollom, 1B
1986 - Chuck Baldwin, 1B
1987 - Steve Baucom, 3B
1988 - Jerry Brooks, 3B
1989 - Henry Threadgill, 2B
1990 - Brian Kowitz, OF
1991 - Todd Stefan, SS
1992 - Kevin Northrup, OF
1993 - Keith Williams, OF
1994 - Mike Hampton, 3B
1995 - David Miller, 1B
1996 - Kris Benson, P
Doug Livingston, 2B
1997 - Gary Burnham, OF
1998 - Matt Padgett, OF
1999 - Kurt Bultmann, 2B
2000 - Khalil Greene, 3B
2001 - Casey Stone, OF
2002 - Khalil Greene, SS
2003 - Michael Johnson, 1B
2004 - Brad McCann, 3B
2005 - Kris Harvey, DH/P
2006 - Tyler Colvin, OF
2007 - Doug Hogan, C
2008 - Doug Hogan, C

National Player-of-the-Week

2002 - Khalil Greene, SS (3/18)
Jeff Baker, 3B (4/8)
Khalil Greene, SS (5/6)
2004 - Brad McCann, 3B (5/17)
2005 - Kris Harvey, DH/P (3/21)
2006 - Andy D'Alessio, 1B (4/3)
Marquez Smith, 3B (5/1)
Andy D'Alessio, 1B (5/15)
Tyler Colvin, OF (5/22)
2007 - Andy D'Alessio, 1B (5/14)
2008 - Doug Hogan, C (3/24)
Graham Stoneburner, P (3/24)

National Player-of-the-Year ABCA

2002 - Khalil Greene, SS

Baseball America

1996 - Kris Benson, P
2002 - Khalil Greene, SS

Collegiate Baseball

1996 - Kris Benson, P
2002 - Khalil Greene, SS



Dick Howser Trophy

1996 - Kris Benson, P
2002 - Khalil Greene, SS

Golden Spikes Award

2002 - Khalil Greene, SS

Rotary Smith Award

1996 - Kris Benson, P
2002 - Khalil Greene, SS

Olympians

1988 - Mike Milchin, P
1996 - Kris Benson, P
Billy Koch, P
Matthew LeCroy, C

Pan American Games

1959 - Ty Cline, P/OF

1967 - John Curtis, P
1979 - Brian Snyder, P
1980 - Mike Brown, P
1987 - Bert Heffernan, C
^ Bill Spiers, SS
1991 - ^ Billy McMillon, OF
1999 - Matthew LeCroy, C
^ - invited but did not participate

Rawlings ACC Tourney Batting Champion

1989 - Henry Threadgill, 2B
1991 - Michael Spiers, OF
1992 - Ted Corbin, SS

Stowe Award (Most Valuable Pitcher)

1984 - Scott Parrish
1985 - George Stone

1986 - Oliver Whitaker
1987 - Brian Barnes
1988 - Brian Barnes
1989 - Brian Barnes
1990 - Tim Parker
1991 - Mike Kimbrell
1992 - Paxton Briley
1993 - Chad Phillips
1994 - Andy Taulbee
1995 - Jason Dawsey
1996 - Kris Benson
1997 - Ryan Mottl
1998 - Scott Clackum
1999 - Mike Paradis
2000 - Ryan Mottl
2001 - Steve Reba
2002 - Matt Henrie
Steve Reba
2003 - Patrick Hogan

2004 - Patrick Hogan
2005 - Josh Cribb
2006 - Josh Cribb
2007 - Daniel Moskos
2008 - D.J. Mitchell

Tiger Baseball Award (Leadership)

1995 - Gary Burnham, OF
Paul Galloway, 3B
1996 - Paul Galloway, 3B
1997 - Jason Embler, 1B
1998 - Derek Borgert, C
1999 - Derek Borgert, C
2000 - Brian Holstad, INF/OF
2001 - Casey Stone, OF
2002 - Michael Johnson, 1B
2003 - Kyle Frank, OF
2004 - Russell Triplett, SS

2005 - Taylor Harbin, 2B
2006 - Brad Chalk, OF
2007 - Taylor Harbin, SS
2008 - Matt Vaughn, P

World Championships

1998 - Patrick Boyd, OF
Ryan Mottl, P
2000 - Jeff Baker, SS
Patrick Boyd, OF
2001 - Jeff Baker, 3B
2006 - Daniel Moskos, P
2007 - Tyler Colvin, OF

World University Games

1977 - Dave Caldwell, OF
Bill Foley, C

All-ACC Selections

Year	Player	Team	Year	Player	Team	Year	Player	Team	Year	Player	Team
1954	Roy Coker, UT	1	1964	Damon Vincent, P	2	1972	Rusty Gerhardt, P	1	1983	Bob Paulling, 1B	1
	Doug Kingsmore, OF	1		Ben Marsella, 3B	1		Calvin Weeks, OF	1		Ricky Hester, OF	2
	Wyman Morris, 3B	1		Tommy Chapman, P	2		Kenny Bagwell, 2B	2		Jim McCollom, DH	2
	Billy O'Dell, P	1		Buddy Nixon, 1B	2		Lin Hamilton, C	2		Frank Russ, 2B	2
	Bobby Morris, C	2		George Sutton, OF	2		Smiley Sanders, OF	2		Brooks Shumake, OF	2
1955	Bill Barnett, OF	2	1965	Rusty Adkins, OF	1	1973	Lindsay Graham, P	1	1984	Jim McCollom, DH	1
1958	Harold Stowe, P	1		Tommy Chapman, P	1		Lin Hamilton, C	1		Brooks Shumake, OF	1
	Bailey Hendley, OF	2		Lawton Cowart, 3B	1		Richard Haynes, 2B	1		Bob Paulling, 1B	2
	Bud Spiers, SS	2		Jack McCall, SS	1		Smiley Sanders, OF	1		Scott Powers, SS	2
1959	Doug Hoffman, OF	1	1966	Rusty Adkins, 2B	1		Craig White, OF	1	1985	Jim McCollom, 1B	1
	Larry Bagwell, UT	2		Lawton Cowart, 3B	1		Steve Cline, P	2		John Jay, DH	2
	Fred DeBerry, 1B	2		Jack McCall, SS	1	1974	Steve Cline, P	1	1986	Chuck Baldwin, 1B	1
	Bailey Hendley, OF	2		George Sutton, OF	1		Lin Hamilton, C	1		Randy Mazey, OF	1
	Harold Stowe, P	2		Eddie Barbary, C	2		Mike Pulaski, OF	1		Steve Baucom, 3B	2
1960	Ty Cline, OF	1		Charlie Watson, P	2		Smiley Sanders, OF	1		Bert Heffernan, C	2
	Bailey Hendley, UT	1	1967	Rusty Adkins, 2B	1		Richard Haynes, 2B	2	1987	Steve Baucom, 3B	1
	Dave Lynn, C	1		Garry Helms, SS	1		Craig White, OF	1		Bert Heffernan, C	1
1961	Elmo Lam, SS	2		Bill Parmer, P	2	1975	Kurt Seibert, SS	1		Randy Mazey, OF	1
	Dave Lynn, C	2	1968	Randy Bray, SS	2		Denny Walling, OF	1		Bill Spiers, SS	1
1962	Gene Harbeson, C	1		John Curtis, P	2		Pat Fitzsimmons, 3B	2		Henry Threadgill, 2B	2
	Johnny Jones, OF	1	1969	Randy Bray, SS	2		Steve Tucker, OF	2	1988	Brian Barnes, P	1
	Joey Taylor, OF	1		Rusty Gerhardt, P	2	1976	Dave Caldwell, OF	1		Rusty Charpia, SS	1
	Elmo Lam, SS	2		Don Russell, 3B	2		Bill Foley, C	1		Bert Heffernan, C	1
	Nicky Lomax, OF	2		Craig White, OF	2		Chuck Porter, P	1		Jerry Brooks, 3B	2
1963	Pete Ayoub, 2B	1	1970	Rusty Gerhardt, P	1		Kurt Seibert, SS	1		Mike Couture, DH	2
	Mike Bohonak, OF	1		Randy Bray, 2B	2		Steve Tucker, OF	1		Randy Mazey, OF	2
	Dave Ellis, 3B	1		Eddie Holland, C	2		Gary Fahrney, 1B	2		Mike Milchin, 1B	2
	Johnny Jones, OF	1		Craig White, OF	2		Ron Musselman, P	2		Henry Threadgill, 2B	2
	Elmo Lam, SS	1	1971	Rusty Gerhardt, P	1	1977	Robert Bonnette, SS	1	1989	Brian Barnes, P	1
	Gene Harbeson, C	2		Johnny Severs, OF	1		Dave Caldwell, OF	1		Henry Threadgill, 2B	1
				Craig White, OF	1		Bill Foley, C	1		Mike Couture, C	2
							Ron Musselman, P	1		Jim Crowley, 3B	2
							Neil Simons, OF	1		Brian Kowitz, OF	2
							Bill Wingo, 2B	1		Mike Milchin, 1B	2
						1978	Robert Bonnette, SS	1	1990	Brian Kowitz, OF	1
							Neil Simons, OF	1		Jim Crowley, 3B	2
							Mike Brown, P	2		Joe DeBerry, DH	2
							Steve Nilsson, 1B	2		Eric Macrina, UT	2
							Pete Peltz, 3B	2		Tim Rigsby, SS	2
							Billy Weems, OF	2	1991	Jason Angel, P	1
						1979	Robbie Allen, SS	1		Jim Crowley, 2B	1
							Tony Masone, OF	1		Eric Macrina, 1B	1
							Neil Simons, OF	1		Billy McMillon, OF	1
							Mike Sullivan, P	1		Todd Stefan, SS	1
							Robert Bonnette, 3B	2		Kevin Northrup, OF	2
							Dave Buffamoyer, DH	2		Michael Spiers, OF	2
						1980	Mike Brown, P	1	1992	Kevin Northrup, OF	1
							Neil Simons, OF	1		Ted Corbin, SS	2
							Tim Teufel, 2B	1		Keith Williams, OF	2
							Robbie Allen, SS	2	1993	Billy McMillon, OF	1
						1981	Mike Mahoney, OF	1		Keith Williams, OF	1
							Glenn Gallagher, OF	2		Jeff Morris, 2B	2
							Craig Roberson, 3B	2	1994	Mike Hampton, 3B	1
						1982	Jeff Gilbert, P	1		Shane Monahan, OF	1
							Jimmy Key, DH	1		Scott Winchester, P	2
							Jimmy Key, P	1	1995	Jason Dawsey, P	1
							Steve Van Dyke, C	2		David Miller, 1B	1

Doug Kingsmore
was a First-Team
All-ACC selection
in 1954, the confer-
ence's first season
of existence.

1957	Carol Brown Sam Gambrell Harold Lingerfelt	1980	Greg Guin Neil Simons Billy Trapp		Mike Eydenberg Paul Galloway Jeff Keppen
1959	Clayton Lowder	1981	Alan Armour Jody Burttram		Scott Melzer Hoby Mork
1960	David Sprouse		Jeff Gilbert		Jeff Morris
1961	David Sprouse		Mike Mahoney		Andy Taulbee
1962	Damon Vincent	1982	Jeff Gilbert Frank Russ	1994	Eric DeMoura Jamie Eggleston
1963	Greg Casey Elmo Lam Damon Vincent David Wrenn		Craig Roberson		Mike Eydenberg
1965	David Wrenn	1983	Jeff Gilbert Tom Mallon		Paul Galloway Jeff Keppen
1966	John Dinneen Jack McCall Pete Myers		Craig Roberson		Andy Taulbee
	Bill Bonekat	1984	Derek Spears George Stone	1995	Eric DeMoura Jamie Eggleston
1967	John Dinneen Bob Lowell Pete Myers Bill Parmer Keith Waters Charlie Watson		Oliver Whitaker		Paul Galloway
	Bill Bonekat	1985	Burke Fairey Jeff Kerr Bill Spiers	1996	Scott Winchester Derek Borgert
	Nelson Gibson		George Stone		Eric DeMoura
1969	Bill Bonekat Dave Monjot	1986	George Stone Jeff Frazier		Paul Galloway Brian Holstad
1971	Lindsay Graham		Doug Marchal		Bryan Schroeder
1972	Pat Fitzsimmons Pete Hendricks	1987	Doug Marchal Randy Mazey	1997	Rodney Williams Brian Adams
1973	Pat Fitzsimmons Charlie Ing Randy Quintell Pete Sampson		Tim Parker		Darren Adams
	Terry Armstrong		Bill Spiers		Derek Borgert
	Charlie Ing Randy Quintrell Pete Sampson	1988	Oliver Whitaker Brian Kowitz		Eric DeMoura Jeff Kane
1974	Chuck Porter Randy Quintrell		Randy Mazey Tim Parker		Matthew LeCroy Ryan Mottl
	David Beasley	1989	Jerome Santivasci Alan Botkin		Ryan Mottl Mike Paradis
	Steve Nilsson Chuck Porter Randy Quintrell		Jerome Santivasci	1998	Bryan Schroeder Brian Werner
1975	Steve Nilsson Chuck Porter Randy Quintrell	1990	Fred Daniels Brian Kowitz		Darren Adams Derek Borgert
1976	David Beasley Steve Nilsson Chuck Porter Randy Quintrell		Tim Parker Michael Spiers		Mike Calitri Donovan Harrison
	Steve Nilsson Randy Quintrell Billy Trapp	1991	David Tripp Jim Anderson	1999	Justin Singleton Derek Borgert
1977	Alan Hoover Steve Nilsson		Fred Daniels Jeff Miller		Mike Calitri Jesse Douglass
	Alan Armour Jody Burttram Doug Gray Billy Trapp		Jeff Morris Michael Spiers		Brian Ellis Mike Paradis
1978		1992	Fred Daniels Jamie Eggleston		Grant Redding Doug Roper
			Billy McMillon Scott Melzer		Justin Singleton Henri Stanley
1979			Jeff Miller Jeff Morris	2000	Jeff Vessell Chad Bendinelli
		1993	Andy Taulbee Jason Dawsey		Khalil Greene Paul Harrelson
					Matt Henrie



Doug Hogan (left) and Adam Ward (right) both graduated this past December and were members of the ACC Academic Honor Roll in 2007-08.

2003	Michael Johnson Ryan Klosterman B.J. LaMura Gene Pierce Daniel Pritchard Jarrod Schmidt Josh Cribb Herman Demmink Jess Easterling Kyle Frank Zane Green Paul Harrelson Jeff Hourigan Ryan Hub John Ingram Steven Jackson Collin Mahoney Gene Pierce Jason Berken Josh Cribb Andy D'Alessio Herman Demmink Stephen Faris Doug Hogan Patrick Hogan Ryan Hub John Ingram Tyler Lumsden Collin Mahoney Brad McCann Gene Pierce Robert Rohrbaugh Travis Storrer P.J. Zocchi	2007	Josh Cribb Herman Demmink Stephen Faris Chris Fidyrych Drew Fiorenza Ben Hall Taylor Harbin Doug Hogan Chris Howard David Kopp Alex Martin Daniel Moskows Matt Vaughn P.J. Zocchi	2008	William Bond Alex Burg Brad Chalk Chris Fidyrych Taylor Harbin Alex Lee Daniel Moskows Justin Sarratt Graham Stoneburner Matt Vaughn Adam Ward	2009	William Bond Mike Freeman Doug Hogan Alex Lee Clinton McKinney Justin Sarratt Jeff Schaus Graham Stoneburner Josh Thraikill Matt Vaughn Adam Ward
------	---	------	--	------	--	------	---

Five-Time Recipients

Josh Cribb2002-06

Four-Time Recipients

Randy Quintrell.....1974-77
Paul Galloway.....1993-96
Eric DeMoura.....1994-97
Derek Borgert1996-99
Ryan Hub.....2001-04

Gene Pierce.....2002-05

Three-Time Recipients

Bill Bonekat.....1967-69
Billy Trapp.....1977,79,80
Jeff Gilbert1981-83
George Stone1984-86
Tim Parker1987,88,90
Fred Daniels1990-92
Jeff Morris1991-93
Andy Taulbee.....1992-94
Justin Singleton.....1998-00
Khalil Greene.....2000-02
B.J. LaMura2000-02
Paul Harrelson.....2000,02,03
Steven Jackson.....2001-03
Herman Demmink.....2003,04,06
Stephen Faris2004-06
Doug Hogan2004,06,08
Brad Chalk.....2005-07
Chris Fidyrych2005-07
Taylor Harbin2005-07
William Bond.....2006-08
Matt Vaughn2006-08

First-Team All-ACC On the Field & ACC Academic Honor Roll Off the field

Elmo Lam1963
Jack McCall1966
Chuck Porter.....1976
Neil Simons1980
Mike Mahoney1981
Jeff Gilbert1982
Randy Mazey.....1987
Bill Spiers.....1987
Brian Kowitz.....1990
Scott Winchester1995
Matthew LeCroy1997
Jeff Baker2001
Khalil Greene.....2001,02
Michael Johnson.....2002
Taylor Harbin2005
Kris Harvey.....2005
Josh Cribb2006

All-ACC Academic Selections

2006	Brad Chalk Sean Clark Josh Cribb Herman Demmink Ben Hall Taylor Harbin David Kopp	2007	Alex Lee Daniel Moskows Matt Vaughn	2008	Mike Freeman Alex Lee Justin Sarratt Graham Stoneburner
------	---	------	---	------	--

Josh Cribb, who had a 22-7 record and 3.47 ERA from 2003-06, is the only Tiger in history to be a five-time member of the ACC Academic Honor Roll.

Year	Team/Player	Category	Figure	Rk
1958	Harold Stowe	Appearances	21	1
	Harold Stowe	Innings Pitched	126.2	1
	Harold Stowe	Strikeouts	126	1
	Harold Stowe	Wins	14	1
1959	Clemson	ERA	2.47	9
	Harold Stowe	Appearances	19	2
	Harold Stowe	K/9 IP	10.8	12
1960	Clemson	Batting Average	.290	24
	Dave Lynn	HR/Game	0.36	5
	Dave Lynn	Slugging %	.708	15
1962	Clemson	HR/Game	1.6	1
	Clemson	Slugging %	.508	3
	Clemson	Batting Average	.313	4
	Clemson	Fielding %	.957	9
	Johnny Jones	Slugging %	.732	8
	Johnny Jones	Batting Average	.439	10
	Clemson	Batting Average	.282	25
1963	Clemson	Fielding %	.954	20
1964	Clemson	Batting Average	.290	14
	Rusty Adkins	Batting Average	.444	5
	Jack McCall	HR/Game	0.28	8
	Jack McCall	Slugging %	.670	16
	Rusty Adkins	Slugging %	.659	21
	Clemson	HR/Game	1.28	1
	Clemson	R/Game	9.1	1
1965	Clemson	Slugging %	.502	1
	Clemson	Batting Average	.321	2
	Clemson	Fielding %	.958	16
	George Sutton	HR/Game	0.38	3
	Jack McCall	2B/Game	0.41	4
	George Sutton	RBI/Game	1.34	6
	Rusty Adkins	3B/Game	0.21	10
	Lawton Cowart	HR/Game	0.28	10
	Lawton Cowart	RBI/Game	1.10	13
	Clemson	Fielding %	.962	8
	Clemson	ERA	2.16	22
	Bill Parmer	ERA	1.14	13
	Bill Parmer	Wins	9	18
1971	Rusty Gerhardt	Wins	11	12
1975	Clemson	ERA	2.47	14
	Clemson	Fielding %	.961	17
	Denny Walling	RBI/Game	1.58	1
	Denny Walling	Slugging %	.807	2
	Denny Walling	HR/Game	0.34	4
1976	Denny Walling	Batting Average	.421	10
	Clemson	Fielding %	.967	8
	Chuck Porter	Wins	12	9
1977	David Caldwell	3B/Game	0.16	12
	Clemson	Fielding %	.967	9
	Clemson	R/Game	7.8	13
	Brian Snyder	ERA	1.19	2
	Ron Musselman	Wins	12	6
1979	Bill Foley	HR/Game	0.27	15
	Clemson	R/Game	8.3	10
1980	Tim Teufel	RBI/Game	1.43	11
1981	Greg Guin	2B/Game	0.37	14
1982	Clemson	2B/Game	2.19	4
1983	Clemson	ERA	3.48	13
1984	Clemson	ERA	2.99	6
1985	Clemson	2B/Game	1.96	7
1986	Clemson	DP/Game	1.11	8
1987	Clemson	ERA	3.79	11
	Bill Spiers	3B/Game	0.17	10
	Clemson	2B/Game	2.35	8
1988	Clemson	SB/Game	2.76	9
	Clemson	ERA	3.23	13
	Brian Barnes	Strikeouts	208	1
1989	Brian Barnes	K/9 IP	12.8	2
	Brian Barnes	Wins	16	4
	John Pawlowski	ERA	1.96	19
	Clemson	R/Game	7.94	13
1990	Brian Kowitz	R/Game	1.32	2
	Eric Macrina	RBI/Game	1.30	6
	Eric Macrina	HR/Game	0.34	10
	Joe DeBerry	RBI/Game	1.17	20
	Clemson	R/Game	9.97	1
	Clemson	Winning %	.857	1
1991	Clemson	Wins	60	1
	Clemson	2B/Game	2.70	2
	Clemson	HR/Game	1.59	2
	Clemson	Slugging %	.571	5
	Clemson	Batting Average	.341	7

	Clemson	Batting Average	.341	7
	Clemson	3B/Game	0.47	22
	Jason Angel	Wins	14	4
	Eric Macrina	HR/Game	0.35	16
	Billy McMillon	2B/Game	0.40	21
	Jason Angel	ERA	2.33	24
1992	Clemson	ERA	2.86	5
	Clemson	Winning %	.781	5
	Clemson	SB/Game	2.05	23
	Paxton Briley	ERA	1.69	5
	Kevin Northrup	SB/Game	0.73	10
1993	Clemson	2B/Game	2.20	13
	Clemson	3B/Game	0.45	21
	Chad Phillips	Wins	12	9
	Scott Winchester	Saves	10	13
	Keith Williams	RBI/Game	1.22	21
1994	Clemson	Wins	57	1
	Clemson	Winning %	.760	5
	Clemson	ERA	3.46	21
	Shane Monahan	Hits	137	1
	Shane Monahan	Runs	97	1
	Andy Taulbee	Wins	12	14
	Shane Monahan	R/Game	1.29	15
	Shane Monahan	Batting Average	.415	21
1995	Clemson	Wins	54	2
	Clemson	Winning %	.794	3
	Clemson	ERA	3.14	6
	Clemson	DP/Game	1.16	7
	Clemson	R/Game	8.38	10
	Clemson	Slugging %	.495	17
	Clemson	3B/Game	0.46	24
	Billy Koch	K/9 IP	11.5	5
	Scott Winchester	Saves	14	6
	David Miller	3B/Game	0.15	10
	Gary Burnham	2B/Game	0.41	23
1996	Clemson	ERA	3.03	1
	Clemson	Wins	51	4
	Clemson	Winning %	.750	11
	Clemson	Fielding %	.965	27
	Billy Koch	K/9 IP	12.3	3
	Kris Benson	Wins	14	T-4
	Kris Benson	ERA	2.02	5
	Kris Benson	K/9 IP	11.8	5
	Ken Vining	K/9 IP	10.6	21
1997	Clemson	HR/Game	1.48	25
	Kurt Bultmann	2B/Game	0.52	4
	Matthew LeCroy	HR/Game	0.38	25
1998	Clemson	Winning %	.729	13
	Clemson	Fielding %	.965	20
	Clemson	ERA	4.27	21
	Scott Clackum	Saves	9	T-14
1999	Clemson	2B/Game	2.45	15
	Clemson	R/Game	8.87	17
	Clemson	DP/Game	1.09	23
	Jason Harris	BB/Game	0.93	T-24
	Henri Stanley	BB/Game	0.93	T-24

Casey Stone finished in the top 20 in the nation in fewest strikeouts per at-bat in back-to-back seasons (2000,01).

2000	Clemson	Winning %	.739	9
	Clemson	Fielding %	.969	13
	Clemson	ERA	3.99	19
	Clemson	3B/Game	0.41	21
	Nick Glaser	Saves	15	T-6
	Ryan Riley	3B/Game	0.13	T-11
	Casey Stone	K/AB	1/18.1	18
2001	Clemson	HR/Game	1.35	16
	Clemson	Fielding %	.968	19
	Casey Stone	K/AB	1/27.4	2
	Jeff Baker	HR/Game	0.38	T-7
	Steve Reba	Winning %	.800	19
2002	Jeff Baker	RBI/Game	1.25	T-25
	Clemson	Winning %	.761	9
	Clemson	Fielding %	.971	9
	Clemson	HR/Game	1.58	11
	Clemson	Slugging %	.533	12
	Clemson	Batting Average	.324	21
	Clemson	R/Game	8.2	22
	Clemson	DP/Game	1.10	24
	Khalil Greene	Slugging %	.877	2
	Khalil Greene	Batting Average	.470	3
	Matt Henrie	Wins	13	T-4
	Steve Reba	Wins	13	T-4
	Khalil Greene	2B/Game	0.46	7
2003	Khalil Greene	R/Game	1.31	9
	Khalil Greene	HR/Game	0.38	11
	Jeff Baker	HR/Game	0.37	15
	Michael Johnson	HR/Game	0.35	20
	Khalil Greene	RBI/Game	1.28	22
2004	Jeff Baker	RBI/Game	1.28	23
	Michael Johnson	Slugging %	.749	24
	Clemson	DP/Game	1.11	7
	Michael Johnson	Walks/Game	63	2
	Clemson	2B/Game	2.29	T-17
2005	Patrick Hogan	Saves	10	T-21
	Clemson	HR/Game	1.15	22
	Kris Harvey	HR/Game	0.38	6
	Taylor Harbin	2B/Game	0.42	13
	Brad Chalk	SH/Game	0.23	24
2006	Clemson	Winning %	.768	4
	Clemson	ERA	3.26	6
	Clemson	K/9 IP	8.0	17
	Clemson	HR/Game	1.16	19
	Clemson	Fielding %	.972	22
	Brad Chalk	SH/Game	0.31	6
	Andy D'Alessio	HR/Game	0.33	T-16
2007	Andy D'Alessio	RBI/Game	1.23	21
	Clemson	K/9 IP	8.3	12
	Clemson	ERA	3.73	25
2008	Andy D'Alessio	Home Runs	17	T-23
	Matt Vaughn	Saves	11	T-18
	D.J. Mitchell	Strikeouts	106	T-22

Note: Bold denotes led the nation.

George Sutton's 0.38 home runs per game in 1966 was third-best in the country.

A		
Player	VL	Year(s)
Abbott, Gus	1	1958
Adams, Brian	3	1997-99
Adams, Darren	1	1998
Adams, Mark	2	1972,73
Additon, Matt	4	1997-00
Adeimy, John	1	1973
Adkins, Rusty	3	1965-67
Allen, Robbie	3	1978-80
Anderson, Jack	1	1969
Anderson, Jim	2	1990,91
Andrade, Jr., Jorge	1	2005
Angel, Jason	3	1990-92
Anglely, Doug	2	1949,50
Armstrong, Terry	4	1971-74
Asbill, Joe	1	1948
Aughtry, Gene	3	1949-51
Ayers, Stan	3	1962-64
Ayoub, Pete	3	1961-63

B		
Player	VL	Year(s)
Bach, Woody	1	1968
Bagwell, Kenny	2	1970,72
Bagwell, Larry	3	1957-59
Bailey, Bob	1	1937
Baker, Jeff	3	2000-02
Baker, Jimmy	3	1972-74
Baker, Roger	3	1950-52
Baldwin, Chuck	4	1984-87
Barbary, Eddie	3	1965-67
Barnes, Brian	4	1986-89
Barnett, Bill	4	1953-56
Bates, N.G.	1	1953
Baucom, Steve	4	1984-87
Beasley, Rick	1	1971
Belk, Don	3	1941-43
Belk, Greg	3	1974-76
Bell, Tom	1	1938
Bendinelli, Chad	1	2000
Benson, Kris	3	1994-96
Berken, Jason	3	2003,04,06
Berney, Scott	1	2000
Berry, Ed	2	1947,49
Berry, Bob	3	1941-43
Bevis, Jay	4	1969-72
Bickley, Charlie	2	1940,41
Biegert, Mark	4	1984-87
Bigwood, Dave	1	1973
Blackston, Charlie	2	1954,55
Blakeney, Reid	2	1959,60
Blalock, Joe	3	1940-42
Bohonak, Mike	1	1963
Bond, William	2	2007,08
Bonekat, Bill	3	1967-69
Bonnette, Robert	4	1976-79
Boozter, Thomas	4	1999-02
Borgert, Derek	4	1996-99
Bosdell, Francis	1	1946
Boselli, Teddy	3	1936,38,39
Botkin, Alan	4	1986-89
Boyce, J.A.	1	1943
Boyd, Patrick	3	1998-00
Boyd, Roger	1	1960
Boyd, Wilson	2	2007,08
Boyer, John	1	1989
Bradford, Eric	3	1990-92
Bradford, Jeff	4	1971-74
Bradley, Jimmy	2	1967,68
Bradley, Len	2	1979,80
Bray, Randy	3	1968-70
Bradshaw, Toby	1	1960
Brier, Coe	2	1981,82
Briley, Paxton	3	1990-92
Brizek, Seth	3	1993-95
Brodie, George	3	1937-39
Brodie, G.W.	1	1953
Brooks, Jerry	3	1986-88
Broome, Nathan	2	1996,97
Brown, Carol	2	1955,57
Brown, C.M.	1	1945

Brown, Joe	2	1953,54
Brown, J.R.	1	1947
Brown, Mike	3	1978-80
Browning, Skip	3	1997-99
Bryan, C.A.	1	1928
Bryant, Tim	2	1959,60
Buchanan, Dude	3	1939-41
Buffamoyer, Dave	2	1978,79
Bultmann, Kurt	4	1996-99
Bunnell, David	1	2007
Burg, Alex	2	2006,07
Burgess, J.D.	2	2007,08
Burgess, W.A.	1	1932
Burnett, John	2	1985,86
Burnette, Bill	1	1962
Burnette, Zack	3	1958-60
Burnham, Gary	4	1994-97

C		
Player	VL	Year(s)
Cagle, Mavis	2	1945,46
Caldwell, Dave	3	1975-77
Calitri, Mike	3	1998-00
Carpenter, D.D.	1	1943
Carraway, Doug	2	1965,66
Carter, Chris	2	1992,93
Casanova, Adrian	2	2005,06
Casey, Greg	2	1963,64
Castelli, Bill	2	1979,80
Castles, Tom	2	1947,49
Cathcart, Joe	1	1934
Chalk, Brad	3	2005-07
Chamblee, L.C.	2	1929,30
Chapman, Tommy	3	1963-65
Charpia, Rusty	3	1986,88,89
Chastain, Billy	1	1988
Chavous, C.C.	3	1933-35
Childs, Ryan	3	2000-02
Clackum, Scott	2	1997,98
Clark, H.M.	2	1932,33
Clark, Sean	1	2006
Cleveland, Tom	1	1947
Cline, Steve	2	1973,74
Cline, Ty	2	1959,60
Clyne, Stephen	3	2005-07
Coakley, Francis	3	1939-41
Coakley, George	3	1939-41
Cobb, Bill	2	1945,46
Cohen, Earl	1	1966
Coder, Chad	1	2001
Coker, Butch	3	1957-59
Coker, Homer	3	1942,43,47
Coker, Larry	3	1940-42
Coker, Ray	3	1937-39
Coker, Roy	3	1952-54
Cole, R.A.	2	1933,34
Coleman, Jim	1	1955
Collins, Pat	1	1997

Colvin, Tyler	3	2004-06
Compton, George	1	1955
Cone, Mickey	1	1954
Cook, Brandt	1	1999
Cook, J.A.	2	1929,31
Corbin, Ted	1	1992
Cordileone, Lou	1	1959
Cositore, Vince	1	1972
Courtney, M.I.	1	1936
Couture, Mike	4	1987-90
Cowart, Lawton	3	1964-66
Cox, Carol	2	1949,50
Cram, Josh	1	2001
Cribb, Josh	4	2003-06
Crocker, Barry	1	1954
Crook, E.J.	1	1931
Crosby, Ralph	2	1937,38
Crosland, Ben	3	1952,54,55
Crouch, Roby	3	1950-52
Crowley, Jim	4	1988-91
Croxton, Billy	2	1934,35
Culberson, Ken	4	1948-51
Currier, Steve	1	1985
Curtis, John	1	1968

D		
Player	VL	Year(s)
D'Alessio, Andy	4	2004-07
Daniels, Fred	3	1990-92
Dantzier, Ellis	2	1965,66
Davidson, Mark	1	1982
Davis, Billy	1	1983
Davis, J.H.	1	1931
Davis, J.W.	1	1933
Dawsey, Jason	3	1993-95
Deanhardt, Luke	3	1948-50
DeBerry, Fred	3	1957-59
DeBerry, Joe	3	1989-91
Decker, J.B.	1	1931
Dellastatous, Andy	1	1939
Delk, Trey	1	2008
DeLoach, Arthur	1	1937
DeMaino, L.J.	1	2002
Demarest, Alan	3	1968-70
Demmink, Herman	4	2003-06
DeMoura, Eric	4	1994-97
Dempsey, A.G.	1	1951
Dempsey, Bob	1	1959
Dillon, Scott	2	1985,86
Dinneen, John	2	1966,67
Dixon, Eddie	2	1969,70
Dobson, Clyde	2	1939,40
Douglass, Jesse	1	1999
Drake, Johnny	1	1956
Duffie, Will	3	1994-96
Duke, Bill	3	1980-82
Dunlap, Floopy	1	1928
Dunlap, Gene	1	1966

Durham, W.S.	2	1934,35
--------------	---	---------

E		
Player	VL	Year(s)
Eckerl, Tony	3	1973-75
Edwards, Jim	2	1937,38
Eggleston, Jamie	4	1992-95
Ellis, Brian	4	1997-00
Ellisor, Dave	3	1961-63
Embler, Jason	4	1994-97
Epps, Chris	1	2008
Eskew, Bud	1	1928
Eskew, Jerry	1	1968
Evans, Garrick	3	2002-04
Evans, Jim	2	1951,52
Everett, Brady	2	2003,04
Eydenberg, Mike	2	1993,94

F		
Player	VL	Year(s)
Fahrney, Gary	1	1976
Fairey, Burke	4	1985-88
Farina, Alan	1	2007
Faris, Stephen	3	2004-06
Faw, Brian	2	1989,90
Ferguson, Jesse	1	2005
Fidrych, Chris	2	2005,07
Fiorenza, Drew	2	2005,06
Fish, Barry	1	1963
Fisher, Jeff	1	1985
Fisher, Leo	3	1943,47,48
Fitzsimmons, Pat	3	1973-75
Fleming, Ray	2	1946,47
Foley, Bill	3	1975-77
Folger, Al	3	1936-38
Ford, Bill	2	1950,51
Fordham, Red	2	1930,31
Foster, Chuck	2	1990,91
Fox, R.H.	1	1938
Frank, Kyle	4	1999,01-03
Frantz, Tim	1	1995
Frazier, Ron	3	1988-90
Freeman, Eddis	1	1945
Freeman, Mike	1	2008
Freeman, Todd	1	1978
Fulton, Jay	2	1983,84

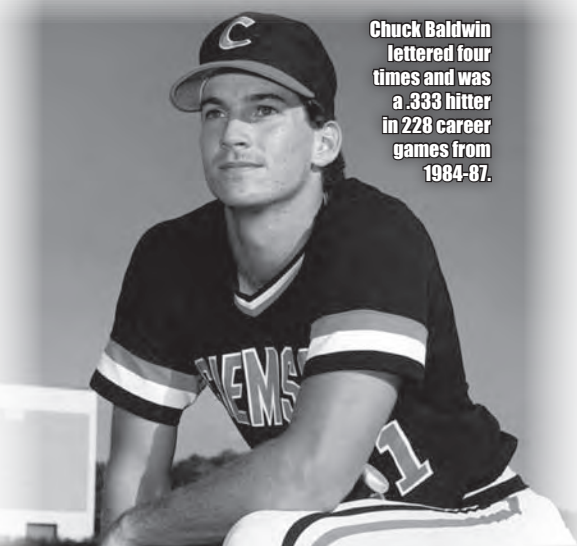
G		
Player	VL	Year(s)
Gaddis, Bob	2	1948,49
Gaddis, C.J.	1	2004
Gaines, Roger	3	1952,53,55
Gallagher, Glenn	2	1980,81
Galloway, Paul	4	1993-96
Gambrell, Sam	1	1957
Garrison, Dave	1	1956
Gerhardt, Rusty	4	1969-72
Gibson, Nelson	3	1966-68
Gilbert, Jeff	3	1981-83
Gillespie, Frank	4	1943,47-49
Glaser, Nick	2	2000,01
Good, Jay	3	1941-43
Graham, Lindsay	4	1970-73
Green, Steve	1	1985
Green, Zane	4	2001-04
Greene, Khalil	4	1999-02
Griffith, Nig	4	1947-50
Grogan, R.L.	1	1946
Guin, Greg	3	1979-81
Gullickson, Craig	1	2008

H		
Player	VL	Year(s)
Hackett, Roger	1	1982
Hackle, Trent	2	1991,92
Hahn, Jeff	4	2002-05
Hair, Billy	1	1951
Hall, Ben	2	2005,06
Hall, Charlie	1	1952
Hamilton, Hines	1	1948
Hamilton, Lin	4	1971-74
Hampton, Mike	2	1993,94

Harbeson, Gene	3	1961-63
Harbin, Taylor	3	2005-07
Harman, Casey	1	2008
Harrelson, Paul	4	2000-03
Harris, Jason	2	1998,99
Harrison, Donovan	1	1998
Harrison, Robert	1	1955
Harvey, Kris	3	2003-05
Hauser, Scott	3	1995-97
Hawkins, Ty	1	1987
Haynes, Richard	4	1971-74
Hazle, Jim	1	1947
Hazle, Joe	1	1947
Heap, Edward	3	1934,36,37
Heck, Chris	1	1999
Heffernan, Bert	4	1985-88
Helms, Garry	1	1967
Hendley, Bailey	3	1958-60
Hendley, Dick	3	1949-51
Hendricks, Pete	2	1971,72
Hendrix, W.C.	1	1937
Henrie, Matt	3	1999,01,02
Herring, J.C.	2	1942,43
Hess, David	1	1982
Hester, Ricky	2	1982,83
Hewitt, Batson	2	1929,30
Heyward, R.C.	3	1936-38
Hicks, J.C.	2	1951,52
Hildebrand, Nolten	2	1952,54
Hines, J.R.	1	1951
Hinson, John	1	2008
Hinson, Randy	3	1934-36
Hinson, Ryan	3	2006-08
Hoffman, Doug	3	1957-59
Hoffman, G.C.	1	1930
Hoffman, J.L.	2	1931,32
Hogan, Doug	4	2005-08
Hogan, Patrick	4	2001-04
Holland, Eddie	3	1968-70
Holliday, Winston	3	1940-42
Holstad, Brian	4	1997-00
Holtz, Mike	4	1991-94
Hood, H.R.	2	1933,35
Hoover, Alan	3	1976-78
Hoover, Donnie	2	1982,83
Horton, Frank	2	1939,40
Hourigan, Jeff	2	2002,03
Howard, Chris	2	2005,06
Hub, Ryan	4	2000,02-04
Hubbard, Bob	1	1957
Hudgins, Tom	3	1968-70
Huggins, Elmer	1	1960
Huggins, Mike	3	1986,87,89
Hughes, Bob	4	1945,49-51
Hughes, Jerald	1	1972
Humphries, Leonard	3	1954-56
Hussey, R.E.	1	1953

I		
Player	VL	Year(s)
Ing, Charlie	3	1972-74
Ingram, John	3	2004-06
Irick, Ed	3	1939-41

J		
Player	VL	Year(s)
Jackson, Steven	4	2001-04
Jackson, Tony	3	1963-65
James, Bill	3	1966-68
Jay, John	4	1984-87
Jersild, Aaron	4	1988,90-92
Jessen, Herb	3	1940,42,43
Johnson, Addison	1	2007
Johnson, Johnny	2	1968,70
Johnson, Laval	3	1967-69
Johnson, Michael	4	2000-03
Jones, Jimmy	1	1948
Jones, Johnny	2	1962,63
Joyce, Hardin	2	1947,49
Joye, Charlie	2	1943,46
Joye, J.D.	1	1931
Jordan, J.J.	1	1942



Chuck Baldwin
lettered four
times and was
a .333 hitter
in 228 career
games from
1984-87.

Justus, Johnny 1 1929

K

Player	VL	Year(s)
Kaltenbach, Leo	1	1955
Kane, Jeff	1	1999
Kearse, H.H.	1	1932
Kea, Hootie	3	1949-51
Kendall, Chet	2	1990-91
Kenyon, Bobby	3	1978-80
Keppen, Jeff	2	1993,94
Key, Jimmy	3	1980-82
Khoury, Pete	2	1976,77
Kimbrell, Mike	4	1988-91
King, Don	1	1953
King, H.T.	1	1943
Kingsmore, Doug	3	1952-54
Klosterman, Ryan	1	2001
Knoebel, Fred	3	1950-52
Koch, Billy	3	1994-96
Kopp, David	3	2005-07
Kowitz, Brian	3	1988-90
Kuester, Steve	3	1968-70

L

Player	VL	Year(s)
Lakey, Ed	1	1958
LaBella, Barney	1	1975
Lam, Elmo	3	1961-63
LaMura, B.J.	3	2000-02
Landers, Bill	1	1955
Landrum, Joe	2	1946,47
Lawton, John	1	1992
Laycock, Bobby	1	1983
LeCroy, Bradley	4	1997-00
LeCroy, Matthew	3	1995-97
Lee, Alex	2	2007,08
Lee, Harry	1	1935
Lee, Larry	2	1973,74
Leggett, Tanner	2	2005,06
Lemaster, Dave	4	1980-83
Lindsay, H.N.	1	1945
Livingston, Doug	2	1995,96
Lockhart, Mike	3	1989,91,92
Locklair, Pop	1	1941
Lodgek, Ed	1	1966
Looper, J.M.	1	1946
Lomax, Nicky	3	1961-63
Lombardi, Justin	1	1999
Lowder, Clayton	2	1959,60
Lowell, Bob	3	1964,65,67
Lowery, Phillip	3	1986-88
Lumsden, Tyler	3	2002-04
Lynn, Dave	2	1960,61
Lynn, Kevin	2	2000,01
Lyon, Tommy	2	1962,63

M

Player	VL	Year(s)
Macrina, Eric	4	1988-91
Magill, Dick	3	1928-30
Mahaffey, C.R.	2	1928,29
Mahoney, Collin	3	2002-04
Mahoney, Mike	2	1975,81
Mahony, Bob	2	1975,76
Malec, Mark	1	1975
Malkmus, David	1	1977
Mallon, Tom	2	1983,84
Marchal, Doug	2	1986,87
Marsella, Ben	2	1963,64
Marsh, Bill	1	1957
Martin, Alex	3	2006-08
Martin, Glenn	2	1982,83
Martin, Lynn	1	1983
Martin, W.N.	1	1928
Martin, W.R.	3	1942,43,47
Masone, Tony	2	1978,79
Mathews, Ray	4	1948-51
Matthews, Houston	2	1976,77
Matz, Brian	3	1994-96
Mazey, Randy	4	1985-88
McCall, Jack	3	1964-66

McCall, Mike	1	1967
McCann, Brad	2	2003,04
McCleon, Dexter	2	1993,94
McCollom, Jim	4	1982-85
McCray, Ontrell	2	1996,97
McDaniel, Mark	1	1976
McDonald, Leon	2	1957,58
McGee, J.W.	1	1946
McKay, Ray	4	1948-51
McKinney, Clinton	1	2008
McLaurin, Charles	2	1951,52
McMakin, Lynwood	2	1946,47
McMillan, Raiford	1	1929
McMillon, Billy	3	1991-93
Meekins, Larry	2	1974,75
Melzer, Scott	3	1991-93
Milchin, Mike	3	1987-89
Miller, Bob	1	1933
Miller, David	3	1993-95
Miller, Jeff	4	1990-93
Miller, Seth	2	2001,02
Miller, Scott	2	1991,92
Mimms, Charlie	3	1942,43,46
Mitchell, D.J.	3	2006-08
Monahan, Shane	3	1993-95
Monin, Andy	4	1991-94
Moore, Gene	4	1946-49
Moore, J.N.	1	1928
Moore, Jim	1	1947
Moore, L.H.	1	1946
Moore, Ronnie	2	1964,65
Mork, Hoby	1	1993
Morris, Bobby	2	1953,54
Morris, Jeff	4	1990-93
Morris, Tim	1	2007
Morris, Wyman	3	1952-54
Morrow, Sam	1	1951
Moskos, Daniel	3	2005-07
Mottl, Ryan	4	1997-00
Munroe, Buddy	1	2007
Murphy, Brett	1	2003
Murr, Jack	1	1974
Murray, Joe	1	1952
Musselman, Ron	2	1976,77
Myers, Doby	1	1956
Myers, Pete	3	1965-67

N

Player	VL	Year(s)
Nester, John	1	2008
Nilsson, Steve	3	1976-78
Nilmer, W.A.	1	1930
Nivens, H.B.	2	1929,30
Nixon, Buddy	2	1962,64
Norris, Bobby	1	1959
Northrup, Kevin	4	1989-92
Nystrom, Peter	1	1998

O

Player	VL	Year(s)
Oakley, Frank	1	1963
O'Dell, Billy	3	1952-54
Ogbum, Mac	1	1962
Olson, Dave	2	1961,62
O'Quinn, Jim	2	1955,56
Owen, Jim	2	1955,56
Owen, W.H.	1	1945
Owens, Jimmy	1	1964
Owens, Randy	1	1973

P

Player	VL	Year(s)
Pack, Tommy	2	1964,66
Padgett, Matt	3	1996-98
Pagliei, Joe	1	1953
Paradis, Mike	3	1997-99
Parker, Ace	2	1940,41
Parker, Kyle	1	2008
Parker, Tim	3	1987,88,90
Parkins, R.A.	2	1931,32
Parmer, Bill	3	1965-67
Parrish, Scott	3	1981,83,84

Parsons, Jeff	1	1997
Pasqualini, Charlie	2	1960,61
Patterson, Choppy	1	1960
Paulling, Bob	3	1981,83,84
Paulsen, Ben	2	2007,08
Pavilack, Harry	2	1960,61
Pawlowski, John	3	1983-85
Pawlowski, John A.	3	1989-91
Pearman, Deas	1	1928
Pearman, F.E.	2	1928,29
Peele, Tim	4	1988-91
Peltz, Pete	2	1977,78
Pennington, Clyde	1	1935
Phillips, Chad	4	1990-93
Pickens, Bob	1	1940
Pierce, Gene	3	2003-05
Player, W.W.	1	1929
Poe, Sam	2	1959,60
Pomeranz, Mike	2	1987,88
Porter, Chuck	3	1974-76
Powers, Scott	3	1981,83,84
Priester, Buck	3	1930-32
Pritchard, Daniel	3	2003-05
Pritchett, Jesse	2	1936,37
Proctor, Landrum	3	1931-33
Prophet, Bill	4	1970-73
Proto, Mike	4	1998-01
Pruitt, June	1	1946
Pulaski, Mike	2	1973,74
Pumphrey, Ed	1	1964
Pyzik, Steve	4	2000-03

Q

Player	VL	Year(s)
Qualters, Tommy	4	1975-78
Quinn, Andrew	1	1946
Quinn, Dewey	2	1946,47
Quinn, Winston	1	1946
Quintrell, Randy	4	1974-77

R

Player	VL	Year(s)
Ramey, E.L.	2	1930,31
Reames, Joe Don	1	1999
Reba, Steve	4	1999-02
Reese, Gerald	1	1960
Rentz, Luther	3	1942,43,47
Rhinehardt, J.B.	1	1932
Rhodes, Rusty	2	1995,96
Rhue, Mike	1	1998
Rice, Tim	2	1983,84
Richard, Steve	1	2006
Richey, J.	2	1935,36
Richey, R.M.	2	1933,34
Ricketts, Art	1	1961
Rigsby, Tim	2	1989,90
Riley, Ryan	1	2000
Riley, Stick	2	1945,46
Rivers, I.N.	2	1932,33
Roberson, Craig	4	1980-83
Robinson, Jerome	2	1995,96
Rohrbaugh, Robert	3	2003-05
Roller, Jimmy	3	1959-61
Roper, Doug	3	1996,98,99
Ross, Jack	1	1946
Rowland, Joey	2	1986,87
Russ, Frank	4	1980-83
Russell, Don	3	1968-70
Russell, J.M.	1	1945
Ryan, Lanny	2	1960,62

S

Player	VL	Year(s)
Sampson, Pete	1	1975
Sanders, H.L.	1	1946
Sanders, Matt	1	2008
Sanders, Smiley	2	1972,73
Santangelo, Lou	1	2004
Santavasci, Jerome	4	1985,87-89
Sargent, Dick	1	1964
Sarratt, Justin	2	2007,08
Satterfield, Shawn	2	1992,93

Sauve, Jeff	4	1992-95
Saylor, Robby	2	1952,53
Schaus, Jeff	1	2008
Schmidt, Jarrod	3	2000-02
Schmitt, Paul	3	1977-79
Schnabel, Brock	2	2007,08
Schroeder, Bill	3	1977-79
Schroeder, Bryan	3	1994,95,97
Scott, Ray	2	1996,97
Seibert, Kurt	3	1974-76
Severs, Johnny	3	1969-71
Sexton, Jay	2	1980,81
Sharman, Howard	2	1964,67
Sheaffer, Danny	1	1980
Shealy, Don	3	1955-57
Shealy, Lonnie	2	1954,55
Shepard, David	1	1996
Sherard, Hale	1	1947
Sheriff, Glenn	1	1956
Sherman, Joe	3	1932-34
Shore, Henry	3	1934-36
Shumake, Brooks	3	1982-84
Siepe, Jeff	1	1970
Simons, Neil	4	1977-80
Simpson, J.A.	1	1951
Singleton, Justin	3	1998-00
Sipp, Tony	1	2004
Slevin, David	2	2002,03
Smith, Brodie	1	1994
Smith, Bryan	2	1981,82
Smith, Buster	3	1967-69
Smith, Dale	2	1964,65
Smith, Joe	1	1955
Smith, Jon	3	2000-02
Smith, Marquez	2	2006,07
Smith, Romaine	2	1930,31
Smith, Tad	2	1990,91
Smith, Tommy	1	1985
Snipes, G.L.	2	1938,39
Snyder, Brian	3	1977-79
Spears, Derek	2	1984,85
Spiers, Bill	3	1985-87
Spiers, Bud	3	1957-59
Spies, Michael	4	1988-91
Spies, Adam	1	1997
Sprouse, Dave	2	1959,60
Squires, Bob	1	1984
Stanley, Henri	4	1997-00
Steele, Bill	3	1985-87
Stefan, Todd	4	1988-91
Stewart, Randy	1	1971
Stidham, Ryan	1	1991
Stone, Casey	4	1998-01
Stone, George	2	1984,85
Stoneburner, Graham	1	2008
Storrer, Travis	3	2004-06
Stowe, Harold	3	1957-59
Stroud, Dan	2	1947,49
Sturgeon, Chris	1	1993
Suggs, Dick	1	1959
Sullivan, Hank	1	1943
Sullivan, Mike	3	1977-79
Sutton, George	3	1964-66
Swails, A.C.	2	1934,35
Swanner, Jamie	1	1983
Swetenburg, Dick	4	1953-56

T

Player	VL	Year(s)
Taulbee, Andy	3	1992-94
Taylor, Joe	2	1992,93
Taylor, Joey	2	1961,62
Templeton, Jim	1	1957
Terrill, Brett	2	1974,75
Teufel, Tim	2	1979,80
Thompson, Tommy	2	1985,86
Thraikill, Josh	1	2007
Threadgill, Henry	4	1986-89
Timmerman, J.A.	1	1945
Toth, Bill	2	1955,56
Trapp, Billy	3	1978-80
Triplett, Russell	4	2001-04

Tripp, David	3	1988-90
Trolia, Aaron	1	2003
Troutman, John	2	1934,35
Truluck, John	2	1939,40
Tucker, Steve	4	1973-76
Tyler, H.H.	1	1945

U

Player	VL	Year(s)
Ulmer, Reed	1	1948
Ulnick, Burton	1	1945
Underwood, J.F.	1	1936
Urrico, Anthony	1	2001

V

Player	VL	Year(s)
Valiente, Roberto	2	2002,03
Van Dyke, Steve	4	1980-83
Van Volkenburg, Dave	4	1969-72
Vaughn, Matt	3	2006-08
Verner, A.C.	1	1937
Veronee, Jack	1	1961
Vessell, Jeff	1	1999
Vincent, Damon	2	1961,62
Vining, Ken	3	1994-96

W

Player	VL	Year(s)
Waldrop, Kenny	1	1966
Walker, Adam	1	2003
Walling, Denny	1	1975
Ward, Adam	2	2007,08
Ward, Mike	2	1969,70
Ward, Ryan	2	1995,96
Waters, Keith	3	1966-68
Watkins, G.L.	1	1951
Watson, Charlie	3	1965-67
Watson, Mark	2	1994,95
Watson, N.E.	3	1929-31
Watson, Reed	2	1966,68
Weeks, Calvin	4	1969-72
Weems, Billy	4	1977-80
Welch, Scott	2	1

Clemson • Overall

Rk	Date	Opponent	Inning	Runs
1.	3-21-98	Maryland	3	19
2.	4-7-79	at N.C. State	9	18
3.	4-23-99	Georgia Tech	4	16
4.	3-14-98	Maine ⁽²⁾	6	14
5.	3-30-54	Washington & Lee	3	13
6.	4-2-52	Davidson	4	12
	3-31-74	Duke	4	12
	3-20-78	Duke	5	12
	3-10-87	Marshall	1	12
	2-28-98	North Carolina-Wilmington	3	12
	3-14-98	Maine ⁽¹⁾	5	12
	3-26-02	Coastal Carolina	5	12
	6-02-02	East Carolina	6	12
	4-10-05	Duke	8	12

Clemson • Inning 1

Rk	Date	Opponent	Runs
1.	3-10-87	Marshall	12
2.	3-27-86	Maryland	11
3.	4-18-61	South Carolina	10
	4-8-70	at Belmont Abbey	10
	3-30-02	Maryland	10

Clemson • Inning 2

Rk	Date	Opponent	Runs
1.	5-3-04	Florida State	11
2.	5-22-80	East Tennessee State	10

Clemson • Inning 3

Rk	Date	Opponent	Runs
1.	3-21-98	Maryland	19
2.	3-30-54	Washington & Lee	13
3.	2-28-98	North Carolina-Wilmington	12
4.	4-7-99	Western Carolina	11

Clemson • Inning 4

Rk	Date	Opponent	Runs
1.	4-23-99	Georgia Tech	16
2.	4-2-52	Davidson	12
	3-31-74	Duke	12
4.	5-19-05	Miami (FL)	11
5.	5-3-41	Newberry	10
	5-15-07	College of Charleston	10

Clemson • Inning 5

Rk	Date	Opponent	Runs
1.	3-20-78	at Duke	12
	3-14-98	Maine ⁽¹⁾	12
	3-26-02	Coastal Carolina	12
4.	3-6-98	Stetson	11
5.	3-28-69	Buffalo	10
	4-20-84	Maryland*	10
	4-10-89	Western Carolina	10
	3-24-96	Maryland	10
	3-18-97	Coastal Carolina	10
	2-26-00	James Madison	10

* - Durham, NC

Kurt Bultmann
scored three runs
in the Tigers' 19-
run third inning
against Maryland
on March 21, 1998.



Clemson • Inning 6

Rk	Date	Opponent	Runs
1.	3-14-98	Maine ⁽²⁾	14
2.	6-2-02	East Carolina	12
3.	3-2-91	at Nevada-Las Vegas	11
4.	4-17-71	Florida State	10
	4-14-90	N.C. State	10

Clemson • Inning 7

Rk	Date	Opponent	Runs
1.	4-17-51	Furman	11
	4-2-58	The Citadel	11
	4-18-00	Elon	11
4.	3-19-74	at Florida	10
	5-13-82	at Georgia Southern	10

Clemson • Inning 8

Rk	Date	Opponent	Runs
1.	4-10-05	Duke	12
2.	4-1-50	at Presbyterian	11
	3-3-75	West Virginia	11
4.	2-27-80	Georgia	10
	4-23-02	Furman	10

Clemson • Inning 9

Rk	Date	Opponent	Runs
1.	4-7-79	at N.C. State	18
2.	4-14-95	at N.C. State	11

Opponent • Overall

Rk	Date	Opponent	Inning	Runs
1.	4-28-30	at South Carolina	7	13
2.	4-10-93	at N.C. State	1	12
	4-23-97	at South Carolina	5	12
4.	4-5-97	at Florida State	6	11
5.	4-11-29	Michigan	5	10
	3-31-49	Duke	5	10
	3-20-76	at Georgia Southern	8	10
	4-8-81	at Georgia	5	10
	5-14-94	at Georgia Tech	5	10

Opponent • Inning 1

Rk	Date	Opponent	Runs
1.	4-10-93	at N.C. State	12
2.	3-24-50	Michigan State	8
	4-17-85	Maryland*	8

* - Atlanta, GA

Opponent • Inning 2

Rk	Date	Opponent	Runs
1.	4-7-37	at Erskine	9
2.	5-13-50	The Citadel	8
	6-15-58	Holy Cross*	8
	3-12-72	at Florida State	8

* - Omaha, NE

Opponent • Inning 3

Rk	Date	Opponent	Runs
1.	4-18-49	Wofford	9
	4-24-77	Wake Forest	9
3.	4-12-55	Maryland	8
	5-4-62	at Wake Forest	8
	4-12-90	at South Carolina	8
	4-19-97	at N.C. State	8

Opponent • Inning 4

Rk	Date	Opponent	Runs
1.	5-7-69	at Davidson	9
2.	3-27-54	Ohio State*	8
	2-2-86	at Georgia Southern	8

* - Winter Park, FL

Opponent • Inning 5

Rk	Date	Opponent	Runs
1.	4-23-97	at South Carolina	12
2.	3-31-49	at Duke	10
	4-8-81	at Georgia	10
	5-14-94	at Georgia Tech	10
	5-28-99	Missouri State*	10

* - Fayetteville, AR

Opponent • Inning 6

Rk	Date	Opponent	Runs
1.	4-5-97	at Florida State	11
2.	4-11-29	Michigan	10
3.	4-7-52	Wake Forest	9
	3-18-06	at Virginia	9
5.	3-28-85	at Virginia	8
	4-29-05	Georgia Tech	8

Opponent • Inning 7

Rk	Date	Opponent	Runs
1.	4-28-30	at South Carolina	13
2.	4-12-55	Maryland	8
	3-28-66	Ohio	8
	3-19-76	at Jacksonville	8
	4-29-83	at Western Carolina	8
	4-24-85	at Georgia	8
	6-2-01	at Miami (FL)	8

Opponent • Inning 8

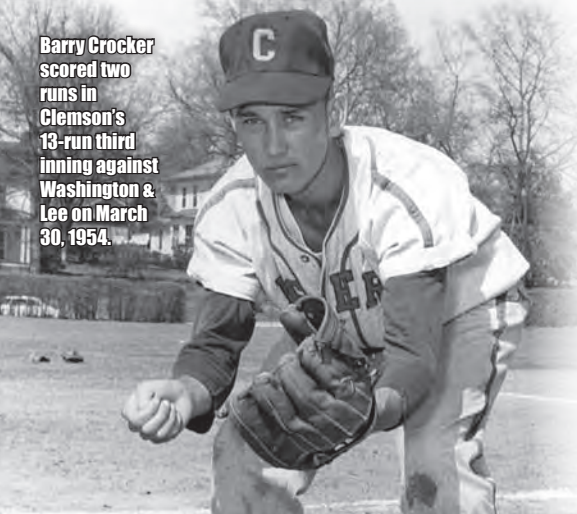
Rk	Date	Opponent	Runs
1.	3-20-76	at Georgia Southern	10
2.	4-4-49	Georgia	9
	5-8-95	at Georgia Southern	9
4.	5-23-66	at Florida State	8
	4-9-69	at Georgia	8
	3-25-97	at Western Carolina	8
	3-5-99	Liberty	8
	4-16-06	at Georgia Tech	8
	4-5-08	at Miami (FL)	8

Opponent • Inning 9

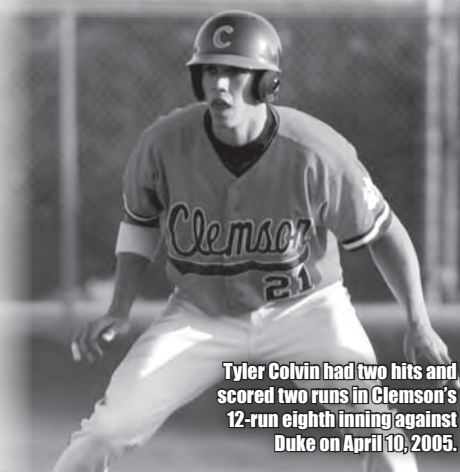
Rk	Date	Opponent	Runs
1.	4-19-49	Presbyterian	9

Note: **Bold** denotes a Clemson home game.

Barry Crocker
scored two
runs in
Clemson's
13-run third
inning against
Washington &
Lee on March
30, 1954.



Tyler Colvin had two hits and
scored two runs in Clemson's
12-run eighth inning against
Duke on April 10, 2005.



1987

Date	BA	CB
Pre	---	---
2-16	14	---
2-23	13	---
3-2	13	---
3-9	13	20
3-16	10	8
3-23	10	7
3-30	8	8
4-6	8	10
4-13	9	6
4-20	9	7
4-27	11	12
5-4	9	11
5-11	9	9
5-18	10	13
5-26	10	10
Final	10	10

1988

Date	BA	CB
Pre	---	---
2-21	---	---
3-1	---	---
3-8	23	17
3-15	19	9
3-22	20	17
3-29	20	20
4-5	16	17
4-12	12	13
4-19	12	10
4-26	11	7
5-3	11	6
5-10	10	7
5-17	14	13
5-24	14	8
Final	15	21

1989

Date	BA	CB
Pre	13	15
2-13	14	16
2-20	13	16
2-27	15	21
3-6	13	19
3-13	14	14
3-20	13	14
3-27	14	11
4-3	11	10
4-10	8	7
4-17	12	9
4-24	16	15
5-1	18	---
5-8	18	24
5-15	25	---
5-22	19	16
Final	14	14

1990

Date	BA	CB
Pre	20	20
2-13	20	18
2-20	20	18
2-27	18	16
3-6	18	16
3-13	18	14
3-20	17	12
3-27	25	19
4-3	---	---
4-10	---	---
4-17	---	---
4-24	---	---
5-1	22	18
5-8	---	23
5-15	---	23
5-22	---	---
5-29	---	---
Final	---	---

1991

Date	BA	CB
Pre	---	22
2-12	---	22
2-19	---	22
2-26	---	22
3-5	18	22
3-12	16	23
3-19	15	14
3-26	14	16
4-2	13	13
4-9	11	10
4-16	11	11
4-23	6	8
4-30	5	6
5-6	5	5
5-13	4	5
5-20	4	4
5-27	4	3
Final	4	8

1992

Date	BA	CB
Pre	18	24
2-17	18	24
2-24	16	22
3-2	14	18
3-9	10	9
3-16	10	6
3-23	8	7
3-30	5	4
4-7	4	3
4-14	3	2
4-21	3	2
4-28	4	3
5-5	4	4
5-12	4	3

5-19	5	6
5-26	7	10
Final	7	10

1993

Date	BA	CB	SW
Pre	19	21	20
2-8	20	21	20
2-22	22	---	22
3-1	20	25	22
3-8	24	---	18
3-15	24	---	16
3-22	---	---	19
3-29	---	---	22
4-5	---	---	18
4-12	---	---	16
4-19	---	---	17
4-26	---	---	22
5-3	---	---	19
5-10	22	---	15
5-17	22	25	12
5-24	16	22	11
Final	17	17	16

1994

Date	BA	CB	SW
2-14	---	25	NP
2-21	---	17	NP
2-28	---	22	NP
3-7	---	15	NP
3-14	---	7	NP
3-21	---	7	NP
3-28	15	14	7
4-4	13	12	7
4-11	8	7	5
4-18	8	6	4
4-25	9	4	5
5-2	6	1	2
5-9	3	1	1
5-16	1	1	1
5-23	1	1	1
5-31	4	9	NP
Final	4	9	9

1995

Date	BA	CB	SW
Pre	5	4	5
2-13	5	4	5
2-20	9	8	7
2-27	8	8	7
3-6	6	6	4
3-13	4	5	4
3-20	2	2	2
3-27	1	1	1
4-3	3	3	4
4-10	2	2	3
4-17	2	2	2
4-24	5	4	6

5-1	3	4	3
5-8	3	4	3
5-15	5	7	5
5-22	4	5	6
5-29	4	4	5
Final	8	8	8

1996

Date	BA	CB	SW
Pre	7	21	8
2-13	7	21	NP
2-20	11	22	19
2-27	10	18	15
3-5	5	9	8
3-12	5	5	6
3-19	6	10	9
3-26	7	9	7
4-2	9	9	8
4-9	9	9	7
4-16	4	8	4
4-23	7	12	8
4-30	11	16	9
5-7	6	10	8
5-14	5	8	5
5-21	8	10	9
5-27	5	7	NP
Final	5	4	4

1997

Date	BA	CB	SW
Pre	22	17	18
2-10	22	17	NP
2-17	22	17	13
2-24	19	10	11
3-3	21	12	13
3-10	13	12	12
3-17	11	10	10
3-24	16	15	13
3-31	17	18	13
4-7	---	25	15
4-14	---	---	17
4-21	---	---	22
4-28	---	---	23
5-5	---	---	21
5-12	---	---	20
5-19	---	25	22
5-26	---	---	NP
Final	---	---	24

1998

Date	BA	CB	SW
Pre	---	16	22
2-9	23	16	NP
2-16	23	16	16
2-23	21	14	13
3-2	16	10	10
3-9	12	5	7
3-16	10	5	6



The 2007 Tigers were ranked in the top 20 of every Baseball America poll.

3-23	8	4	4
3-30	7	5	4
4-6	7	5	3
4-13	9	8	7
4-20	8	7	4
4-27	7	7	3
5-4	8	10	5
5-11	13	18	9
5-18	18	18	14
5-25	21	23	NP
Final	21	23	19

1999

Date	BA	CB	SW
Pre	14	20	16
2-8	14	22	NP
2-15	11	20	13
2-22	12	20	14
3-1	19	---	22
3-8	---	---	---
3-15	---	---	---
3-22	---	---	---
3-29	---	---	---
4-5	---	---	---
4-12	---	---	---
4-19	---	---	---
4-26	---	23	---
5-3	---	23	---
5-10	---	19	---
5-17	---	19	---
5-24	24	16	---
5-31	17	12	NP
6-7	17	13	NP
Final	17	13	14

2000

Date	BA	CB	SW
Pre	24	11	15
2-7	19	NP	NP
2-14	19	11	18
2-21	17	9	13
2-28	15	8	12
3-6	16	8	10
3-13	10	4	7
3-20	7	1	5
3-27	4	1	4
4-3	9	8	7
4-10	7	6	6
4-17	9	7	6
4-24	7	7	5
5-1	8	9	8
5-8	6	8	6
5-15	7	6	7
5-22	9	8	8
5-29	7	5	NP
6-5	3	3	NP
Final	7	6	5

2001

Date	BA	CB	SW
Pre	10	5	5
2-5	10	5	NP
2-12	13	5	8

2-19	14	10	10
2-26	14	13	13
3-5	14	13	15
3-12	14	10	14
3-19	14	10	11
3-26	13	14	12
4-2	11	8	12
4-9	17	17	18
4-16	12	13	18
4-23	12	12	15
4-30	17	14	16
5-7	17	13	16
5-14	15	13	17
5-21	19	14	20
5-28	17	12	NP
6-4	17	13	NP
Final	17	13	14

2002

Date	BA	CB	SW
Pre	2	6	5
2-11	2	4	4
2-18	3	4	4
2-25	2	3	3
3-4	2	3	3
3-11	2	2	2
3-18	2	2	2
3-25	2	1	1
4-1	1	1	1
4-8	1	1	1
4-15	1	1	1
4-22	1	1	1
4-29	1	1	1
5-6	1	1	1
5-13	1	1	1
5-20	6	6	5
5-27	5	7	4
6-3	5	5	NP
6-10	4	4	NP
Final	3	3	3

2003

Date	BA	CB	SW
Pre	19	18	15
2-3	NP	18	NP
2-10	19	18	14
2-17	18	17	12
2-24	19	19	18
3-3	19	19	18
3-10	19	19	18
3-17	17	14	16
3-24	14	10	13
3-31	20	15	17
4-7	18	13	14
4-14	19	15	15
4-21	---	23	20
4-28	20	16	14
5-5	20	15	14
5-12	---	---	19
5-19	24	21	17
5-26	---	---	21
6-2	---	---	NP
6-9	---	---	NP

Final	---	---	---
4-17	6	9	9
4-24	9	12	11
5-1	8	9	9
5-8	7	9	7
5-15	4	5	3
5-22	3	3	2
5-29	3	3	2
6-6	3	3	NP
6-13	3	3	NP
Final	5	5	5

2004

Date	BA	CB	SW
Pre	11	17	13

ACC Tournament History

Year	Site	W-L	Score	Opponent
1973	Chapel Hill, NC	W	10-6	Wake Forest
	Chapel Hill, NC	W	3-1	Virginia
	Chapel Hill, NC	L	4-8	N.C. State
	Chapel Hill, NC	L ⁽¹⁰⁾	2-3	N.C. State
1974	Raleigh, NC	W	6-4	North Carolina
	Raleigh, NC	L	2-3	Virginia
	Raleigh, NC	W	9-6	Virginia
	Raleigh, NC	W	12-5	N.C. State
	Raleigh, NC	L	6-8	N.C. State
	Raleigh, NC	L	6-8	N.C. State
1975	Chapel Hill, NC	L	2-7	North Carolina
	Chapel Hill, NC	W	15-1	Wake Forest
	Chapel Hill, NC	W	7-6	North Carolina
	Chapel Hill, NC	L	2-3	N.C. State
1976	Clemson, SC	W	2-0	Wake Forest
	Clemson, SC	W	2-1	Maryland
	Clemson, SC	W	3-2	Maryland
1977	Clemson, SC	W	10-3	N.C. State
	Clemson, SC	L	4-5	Wake Forest
	Clemson, SC	W	14-6	N.C. State
	Clemson, SC	L	9-22	Wake Forest
1978	Clemson, SC	W	12-1	N.C. State
	Clemson, SC	W	13-0	Duke
	Clemson, SC	W	7-2	Wake Forest
	Clemson, SC	W	7-2	Wake Forest
1980	Raleigh, NC	W	4-0	Wake Forest
	Raleigh, NC	W	9-4	Maryland
	Raleigh, NC	W	5-4	N.C. State
	Raleigh, NC	W	12-3	North Carolina
1981	Chapel Hill, NC	W ⁽¹⁰⁾	7-6	Georgia Tech
	Chapel Hill, NC	L	0-1	Duke
	Chapel Hill, NC	W ⁽¹⁰⁾	6-5	Wake Forest
	Chapel Hill, NC	W	7-4	North Carolina
	Chapel Hill, NC	W	9-2	Duke
	Chapel Hill, NC	W	7-5	North Carolina
1982	Chapel Hill, NC	W	10-9	Duke
	Chapel Hill, NC	W	16-2	Georgia Tech
	Chapel Hill, NC	L	4-6	Virginia
	Chapel Hill, NC	L	0-3	North Carolina
1983	Chapel Hill, NC	W	12-5	Virginia
	Chapel Hill, NC	W	8-1	N.C. State
	Chapel Hill, NC	L	5-6	North Carolina
	Chapel Hill, NC	W	14-7	Duke
1984	Chapel Hill, NC	W	5-2	North Carolina
	Chapel Hill, NC	L	1-10	North Carolina
1985	Durham, NC	L	5-8	Duke
	Durham, NC	W	7-6	Virginia
	Durham, NC	W	12-1	Maryland
	Durham, NC	L	6-7	North Carolina
1985	Atlanta, GA	W	17-12	Maryland
	Atlanta, GA	W	3-2	North Carolina
	Atlanta, GA	L	9-12	Georgia Tech
	Atlanta, GA	W	10-8	Virginia
	Atlanta, GA	L	5-7	Georgia Tech

Records By Site & Opponent

Site	Years	W-L	Runs	Titles
Atlanta, GA	1	3-2	44-41	0
Clemson, SC	3	8-2	76-42	2
Chapel Hill, NC	5	17-9	168-111	1
Durham, NC	5	7-10	92-105	0
Fort Mill, SC	2	4-4	55-49	0
Greenville, SC	9	35-12	349-196	4
Jacksonville, FL	4	9-6	89-73	1
Raleigh, NC	2	7-2	65-37	1
Saint Petersburg, FL	2	6-4	58-56	0
Salem, VA	2	2-4	37-41	0
Totals	35	98-55	1033-751	9

Team	W-L	Runs
Duke	8-3	87-41
Florida State	8-10	85-91
Georgia Tech	14-9	189-152
Maryland	12-0	104-30
Miami (FL)	2-1	15-12
North Carolina	15-11	134-126
N.C. State	17-10	204-138
Virginia	10-6	95-78
Wake Forest	12-5	120-83
Totals	98-55	1033-751

1986	Durham, NC	W ⁽¹⁴⁾	6-5	Wake Forest
	Durham, NC	L	5-16	Georgia Tech
	Durham, NC	W ⁽¹⁰⁾	7-2	Maryland
	Durham, NC	L	4-6	N.C. State
1987	Greenville, SC	W	11-4	Wake Forest
	Greenville, SC	W	9-4	North Carolina
	Greenville, SC	W	8-0	N.C. State
	Greenville, SC	L	1-7	Georgia Tech
	Greenville, SC	L	7-11	N.C. State
1988	Greenville, SC	W	9-1	Duke
	Greenville, SC	L	0-1	North Carolina
	Greenville, SC	W	9-0	Maryland
	Greenville, SC	W	5-4	North Carolina
	Greenville, SC	L	6-7	North Carolina
1989	Greenville, SC	W	8-0	Maryland
	Greenville, SC	W	9-3	Georgia Tech
	Greenville, SC	W	5-4	North Carolina
	Greenville, SC	W	9-2	N.C. State
	Greenville, SC	W	12-4	North Carolina
1990	Greenville, SC	W	13-3	Duke
	Greenville, SC	W	7-3	Virginia
	Greenville, SC	L	1-3	North Carolina
	Greenville, SC	L	5-6	N.C. State
	Greenville, SC	L	5-6	N.C. State
1991	Greenville, SC	W	13-1	Maryland
	Greenville, SC	W	7-2	Wake Forest
	Greenville, SC	W	6-5	Georgia Tech
	Greenville, SC	W ⁽¹¹⁾	7-4	Virginia
	Greenville, SC	W	24-8	Georgia Tech
1992	Greenville, SC	W ⁽¹⁰⁾	3-2	Virginia
	Greenville, SC	W	5-2	Florida State
	Greenville, SC	L	1-11	N.C. State
	Greenville, SC	W	5-4	Georgia Tech
	Greenville, SC	W	11-0	Florida State
1993	Greenville, SC	L	3-7	N.C. State
	Greenville, SC	W	4-2	Duke
1993	Greenville, SC	W	6-1	Florida State
	Greenville, SC	W	9-8	Georgia Tech

	Greenville, SC	W	7-4	North Carolina
	Greenville, SC	L	5-7	Florida State
	Greenville, SC	W	11-7	N.C. State
1994	Greenville, SC	W	7-1	Maryland
	Greenville, SC	W	17-5	N.C. State
	Greenville, SC	W	9-6	Georgia Tech
	Greenville, SC	L	4-10	Florida State
	Greenville, SC	W	4-1	Florida State
1995	Greenville, SC	W	10-0	Maryland
	Greenville, SC	W	6-4	North Carolina
	Greenville, SC	W	11-0	Florida State
	Greenville, SC	W	16-7	N.C. State
	Greenville, SC	L	2-12	Florida State
1996	Greenville, SC	L	2-8	Florida State
	Chapel Hill, NC	W	6-1	Duke
	Chapel Hill, NC	W	6-1	Georgia Tech
	Durham, NC	L	2-4	Virginia
	Durham, NC	L	1-2	Florida State
1997	Saint Petersburg, FL	W	8-6	Wake Forest
	Saint Petersburg, FL	W	7-4	Georgia Tech
	Saint Petersburg, FL	L	4-8	Florida State
	Saint Petersburg, FL	W ⁽¹⁰⁾	11-6	N.C. State
	Saint Petersburg, FL	L	0-10	Florida State
1998	Durham, NC	L	1-4	North Carolina
	Durham, NC	L	6-10	Georgia Tech
1999	Durham, NC	W	7-6	N.C. State
	Durham, NC	L	3-6	Wake Forest
	Durham, NC	W	7-6	Maryland
	Durham, NC	W	8-7	Florida State
	Durham, NC	L	5-9	Wake Forest
2000	Fort Mill, SC	W	9-5	Virginia
	Fort Mill, SC	W	8-4	Florida State
	Fort Mill, SC	L	8-9	Georgia Tech
	Fort Mill, SC	W	12-5	Virginia
	Fort Mill, SC	L	4-8	Georgia Tech
2001	Fort Mill, SC	L	3-7	Virginia
	Fort Mill, SC	W	7-6	North Carolina
	Fort Mill, SC	L	4-5	Florida State
	Saint Petersburg, FL	W	10-0	Georgia Tech
	Saint Petersburg, FL	L	4-9	Florida State
2002	Saint Petersburg, FL	W	5-3	N.C. State
	Saint Petersburg, FL	W	8-6	Wake Forest
	Saint Petersburg, FL	L	1-4	Florida State
	Salem, VA	L	2-10	North Carolina
	Salem, VA	L	4-7	Duke
2004	Salem, VA	W	7-6	North Carolina
	Salem, VA	L ⁽¹³⁾	7-11	Georgia Tech
	Salem, VA	W	12-1	N.C. State
	Salem, VA	L	5-6	North Carolina
	Salem, VA	L	1-8	Virginia
2005	Jacksonville, FL	W	9-1	Miami (FL)
	Jacksonville, FL	W	5-4	N.C. State
	Jacksonville, FL	L	4-5	Virginia
	Jacksonville, FL	W ⁽⁷⁾	13-1	Wake Forest
	Jacksonville, FL	W	3-2	Georgia Tech
2006	Jacksonville, FL	L ⁽¹⁰⁾	7-8	Georgia Tech
	Jacksonville, FL	W	16-11	Georgia Tech
	Jacksonville, FL	W	8-4	N.C. State
	Jacksonville, FL	W ⁽¹³⁾	5-4	Miami (FL)
	Jacksonville, FL	L	2-3	Wake Forest
2007	Jacksonville, FL	W	5-1	Florida State
	Jacksonville, FL	L	1-7	Miami (FL)
	Jacksonville, FL	L ⁽⁷⁾	0-10	N.C. State
	Jacksonville, FL	W	10-4	Georgia Tech
	Jacksonville, FL	W	10-4	Georgia Tech
2008	Jacksonville, FL	L	1-7	Miami (FL)
	Jacksonville, FL	L ⁽⁷⁾	0-10	N.C. State
2008	Jacksonville, FL	W	10-4	Georgia Tech
	Jacksonville, FL	W	10-4	Georgia Tech
Totals		98-55 (.641)	35 Tournaments	

Note: Championship-clinching wins in bold.

The 2006 Tigers downed N.C. State 8-4 in the ACC Championship game to claim their first league title in 12 years.

Team Batting

At-Bats

Game: 51 vs. Wake Forest, May 14, 1986
Tourney: 217 1993

Runs Scored

Game: 24 vs. Georgia Tech, May 14, 1991
Tourney: 57 1991

Hits

Game: 22 vs. Georgia Tech, May 14, 1991
Tourney: 71 1991
 71 1993

Batting Average

Game: .458 vs. Georgia Tech (22-for-48), May 14, 1991
Tourney: .367 1991

RBIs

Game: 22 vs. Georgia Tech, May 14, 1991
Tourney: 52 1991

Doubles

Game: 8 vs. N.C. State, May 28, 2004
Tourney: 18 1999

Triples

Game: 2 vs. Wake Forest, April 23, 1977
 2 vs. N.C. State, April 21, 1983
 2 vs. Georgia Tech, May 19, 1985
 2 vs. Georgia Tech, May 14, 1991
 2 vs. Wake Forest, May 24, 2006
Tourney: 5 2006

Home Runs

Game: 4 vs. Georgia Tech, May 14, 1991
Tourney: 12 1991

Walks

Game: 11 vs. N.C. State, April 22, 1977
 11 vs. N.C. State, May 19, 1994
Tourney: 31 1995

Stolen Bases

Game: 7 vs. Maryland, May 16, 1986
Tourney: 14 1986

Team Pitching

Innings Pitched

Game: 14.0 vs. Wake Forest, May 14, 1986
Tourney: 56.0 1981

ERA

Tourney: 1.00 1976

Strikeouts

Game: 15 vs. N.C. State, May 19, 1993
Tourney: 48 1992

Individual Batting

Games Played

Tourney: 6 by many
Career: 20 Bert Heffernan, 1985-88

At-Bats

Game: 7 Chuck Baldwin vs. Wake Forest, May 14, 1986
 7 Jim Crowley vs. Georgia Tech, May 14, 1991
 7 Lou Santangelo vs. Georgia Tech, May 27, 2004
Tourney: 27 Shane Monahan, 1995
Career: 82 Bert Heffernan, 1985-88

Runs Scored

Game: 4 Ricky Hester vs. Virginia, April 20, 1983
 4 Rusty Charpia vs. N.C. State, May 16, 1989
 4 Brian Kowitz vs. Duke, May 12, 1990
 4 Jim Crowley vs. Georgia Tech, May 14, 1991
 4 Andy Monin vs. N.C. State, May 19, 1994

Tourney: 11 Michael Spiers, 1991
Career: 19 Khalil Greene, 1999-02

Hits

Game: 5 Dave Lemaster vs. Virginia, April 20, 1983
 5 Khalil Greene vs. Virginia, May 20, 2000
Tourney: 13 Bert Heffernan, 1985
Career: 29 Bert Heffernan, 1985-88

Batting Average

Tourney: .600 Michael Johnson, 2002 (12-for-20) (min. 15 at-bats)
Career: .418 Khalil Greene, 1999-02 (28-for-67) (min. 50 at-bats)

RBIs

Game: 5 Billy McMillon vs. Georgia Tech, May 14, 1991
 5 Jeff Baker vs. Virginia, May 20, 2000
Tourney: 10 Keith Williams, 1993
 10 David Miller, 1995
Career: 20 David Miller, 1993-95

Doubles

Game: 3 Pat Fitzsimmons vs. Wake Forest, April 26, 1975
Tourney: 4 Steve Tucker, 1974
 4 Billy McMillon, 1991
 4 Patrick Boyd, 1999
 4 Khalil Greene, 1999
 4 Jason Harris, 1999
 4 Tony Sipp, 2004
 4 Taylor Harbin, 2006
Career: 10 Khalil Greene, 1999-02

Triples

Game: 2 Steve Williams vs. Georgia Tech, May 14, 1991
Tourney: 3 Billy Weems, 1980
Career: 4 Billy Weems, 1977-80

Home Runs


Game: 2 Smiley Sanders vs. Virginia, April 27, 1974
 2 Steve Baucom vs. Georgia Tech, May 15, 1988
 2 Bill Spiers vs. Maryland, May 16, 1986
 2 Eric Macrina vs. Georgia Tech, May 14, 1991
 2 Gary Burnham vs. N.C. State, May 17, 1997
 2 Jeff Baker vs. Virginia, May 20, 2000
Tourney: 4 Smiley Sanders, 1974
Career: 6 Eric Macrina, 1988-91

Walks

Game: 4 Joe Taylor vs. Georgia Tech, May 12, 1992
 4 Tony Sipp vs. Georgia Tech, May 27, 2004
Tourney: 9 Doug Livingston, 1995
Career: 11 Neil Simons, 1977-80

Stolen Bases

Game: 3 Scott Dillon vs. Maryland, May 16, 1986
Tourney: 5 Bill Spiers, 1986
Career: 9 Bill Spiers, 1985-87



Paxton Briley pitched a school-record 16.0 innings in the 1992 ACC Tournament.

Individual Pitching

Appearances

Tourney: 4 Andy Taulbee, 1993
Career: 7 Andy Taulbee, 1992-94

Starts

Tourney: 2 by many
Career: 6 Brian Barnes, 1986-89

Relief Appearances

Tourney: 4 Andy Taulbee, 1993
Career: 7 Eric Bradford, 1990-92

Innings Pitched

Game: 9.0 by many
Tourney: 16.0 Paxton Briley, 1992
Career: 36.0 Brian Barnes, 1986-89

Wins

Tourney: 2 Brian Barnes, 1989
 2 Jason Angel, 1991
 2 Aaron Jersild, 1992
Career: 4 Brian Barnes, 1986-89

Complete Games

Tourney: 1 by many
Career: 2 Chuck Porter, 1974-76
 2 Ron Musselman, 1976,77
 2 Ryan Mottl, 1997-00

ERA

Tourney: 0.00 by many (min. 5.0 IP)
Career: 0.50 Ron Musselman, 1976,77 (min. 15.0 IP)

Strikeouts

Game: 14 Ron Musselman vs. N.C. State, April 22, 1977
Tourney: 22 Brian Barnes, 1989
Career: 37 Brian Barnes, 1986-89

Saves

Tourney: 2 Andy Taulbee, 1993
 2 Chris Heck, 1999
Career: 3 Scott Winchester, 1993-95

Other Noteworthy Accomplishments


Most Wins in a Single Tournament

Tourney: 5 1981
 5 1989
 5 1991
 5 1993

Individual Shutouts

- Ron Musselman vs. Wake Forest, April 23, 1976 (2-0)
- Mike Sullivan vs. Duke, April 23, 1978 (13-0)
- Alan Botkin vs. N.C. State, May 15, 1987 (8-0)
- Jason Dawsey vs. Maryland, May 17, 1995 (10-0)

Smiley Sanders still holds the Tiger record for home runs in an ACC Tournament with four in 1974.



NCAA Tournament History

Year	Site	W-L	Score	Opponent
1947	Charlotte, NC	L	2-8	Alabama
	Charlotte, NC	W	8-3	Auburn
	Charlotte, NC	W	1-0	Alabama
	Charlotte, NC	W	4-1	Alabama
	New Haven, CT	L	3-7	Yale
1950	Kannapolis, NC	L	1-6	Alabama
	Kannapolis, NC	L	2-4	Kentucky
1954	^Clemson, SC	L	10-11	Virginia Tech
	^Blacksburg, VA	L	1-7	Virginia Tech
1958	Gastonia, NC	L	6-8	Florida
	Gastonia, NC	W	4-2	George Washington
	Gastonia, NC	W ⁽¹⁰⁾	8-5	Florida State
	Gastonia, NC	W	15-14	Florida
	Gastonia, NC	W	3-1	Florida
	*Omaha, NE	W	3-1	Arizona
	*Omaha, NE	L	4-17	Holy Cross
	*Omaha, NE	L	3-5	Western Michigan
1959	Gastonia, NC	W	9-6	Georgia Tech
	Gastonia, NC	W	24-2	Florida State
	Gastonia, NC	W	5-0	Florida State
	*Omaha, NE	L ⁽¹²⁾	2-3	Arizona
	*Omaha, NE	W	7-1	Colorado State
	*Omaha, NE	L	0-7	Penn State
1967	Gastonia, NC	L	3-5	Florida State
	Gastonia, NC	W	5-0	West Virginia
	Gastonia, NC	W	6-4	Florida State
	Gastonia, NC	W	3-2	Auburn
	Gastonia, NC	L ⁽¹³⁾	5-6	Auburn
1975	Ypsilanti, MI	L	3-5	Eastern Michigan
	Ypsilanti, MI	L	4-5	Penn State
1976	Columbia, SC	W	13-2	Furman
	Columbia, SC	W	10-4	South Carolina
	Columbia, SC	W	6-2	Furman
	*Omaha, NE	W	9-4	Auburn
	*Omaha, NE	L ⁽¹⁰⁾	2-3	Eastern Michigan
	*Omaha, NE	L	6-10	Arizona
1977	Coral Gables, FL	W	8-7	Mississippi
	Coral Gables, FL	W	7-2	Miami (FL)
	Coral Gables, FL	L	3-10	Miami (FL)
	Coral Gables, FL	W	10-9	Miami (FL)
	*Omaha, NE	L	7-10	Arizona State
	*Omaha, NE	W	13-4	Temple
	*Omaha, NE	L	0-1	Cal State Los Angeles
1978	Coral Gables, FL	W	8-5	Miami (FL)
	Coral Gables, FL	L	3-9	Marshall
	Coral Gables, FL	L	5-7	Miami (FL)
1979	Coral Gables, FL	W	8-4	Georgia Southern
	Coral Gables, FL	L	1-2	Miami (FL)
	Coral Gables, FL	W	2-0	Georgia Southern
	Coral Gables, FL	L	1-4	Miami (FL)
1980	Clemson, SC	W	22-4	East Tennessee State
	Clemson, SC	W	6-2	South Carolina
	Clemson, SC	W	17-12	South Carolina
	*Omaha, NE	L	5-13	Miami (FL)
	*Omaha, NE	L	4-6	California
1981	Clemson, SC	L	2-7	Wichita State
	Clemson, SC	L	1-2	East Tennessee State
1987	Huntsville, AL	W	8-0	West Virginia
	Huntsville, AL	W	6-3	Seton Hall
	Huntsville, AL	L	5-6	Arkansas
	Huntsville, AL	W	6-3	Auburn
	Huntsville, AL	L	2-4	Arkansas
1988	New Britain, CT	W ⁽¹⁹⁾	3-2	Fordham

	New Britain, CT	L	1-6	Rutgers
	New Britain, CT	W	11-1	Saint John's
	New Britain, CT	L	7-8	Kentucky
1989	Tallahassee, FL	W	6-2	Stetson
	Tallahassee, FL	L	7-14	Auburn
	Tallahassee, FL	W	13-5	Stetson
	Tallahassee, FL	W	11-1	Auburn
	Tallahassee, FL	L	1-8	Florida State
1990	Austin, TX	L	6-9	Creighton
	Austin, TX	W	8-5	Texas-Arlington
	Austin, TX	L	3-4	Creighton
1991	Orono, ME	W	13-5	Princeton
	Orono, ME	W	8-3	Villanova
	Orono, ME	W	10-9	Mississippi State
	Orono, ME	W	13-5	Maine
	* Omaha, NE	L	4-8	Creighton
	* Omaha, NE	L	11-12	Long Beach State
1992	Starkville, MS	W	8-4	Yale
	Starkville, MS	L	5-6	UCLA
	Starkville, MS	L	6-7	Oklahoma
1993	Knoxville, TN	W	7-3	Rutgers
	Knoxville, TN	W	10-3	Fresno State
	Knoxville, TN	L	4-11	Fresno State
	Knoxville, TN	L	1-9	Kansas
1994	Clemson, SC	W	5-1	The Citadel
	Clemson, SC	L	1-8	Notre Dame
	Clemson, SC	W	6-1	Old Dominion
	Clemson, SC	L	5-11	Auburn
1995	Clemson, SC	W	8-4	Navy
	Clemson, SC	W	11-5	Jacksonville
	Clemson, SC	W	9-5	Winthrop
	Clemson, SC	W	7-4	Alabama
	* Omaha, NE	L	1-3	Tennessee
	* Omaha, NE	L	3-8	Stanford
1996	Clemson, SC	W	9-1	Charleston Southern
	Clemson, SC	W	5-1	Old Dominion
	Clemson, SC	W	6-3	West Virginia
	Clemson, SC	W	12-5	Tennessee
	* Omaha, NE	L	3-7	Miami (FL)
	* Omaha, NE	W ⁽¹⁰⁾	8-5	Oklahoma State
	* Omaha, NE	W	14-13	Alabama
	* Omaha, NE	L	5-14	Miami (FL)
1997	Lubbock, TX	W	13-9	Nevada
	Lubbock, TX	L	6-10	Rice
	Lubbock, TX	L	7-12	Texas State
1998	Clemson, SC	W	12-3	The Citadel
	Clemson, SC	L ⁽¹⁶⁾	1-2	South Alabama
	Clemson, SC	L	5-8	Southern California
1999	Fayetteville, AR	L	5-23	Missouri State
	Fayetteville, AR	W	17-3	Delaware
	Fayetteville, AR	W	12-4	Arkansas
	Fayetteville, AR	W	8-7	Missouri State
	Fayetteville, AR	W	7-5	Missouri State
	College Station, TX	L	3-20	Texas A&M
	College Station, TX	W	10-3	Texas A&M
	College Station, TX	L	4-5	Texas A&M
2000	Clemson, SC	W	4-0	Middle Tennessee
	Clemson, SC	W	9-3	Illinois
	Clemson, SC	W	21-3	Middle Tennessee
	Clemson, SC	W	11-4	Mississippi State
	Clemson, SC	W	9-4	Mississippi State
	* Omaha, NE	W	10-6	San Jose State
	* Omaha, NE	L	4-10	Stanford
	* Omaha, NE	L	4-5	Louisiana-Lafayette
2001	Clemson, SC	W	4-1	William & Mary
	Clemson, SC	W	24-4	Seton Hall
	Clemson, SC	W	8-2	Seton Hall
	Coral Gables, FL	L	8-10	Miami (FL)
	Coral Gables, FL	L	6-14	Miami (FL)
2002	Clemson, SC	W	15-1	Georgia Southern
	Clemson, SC	W	4-2	East Carolina
	Clemson, SC	W	21-1	East Carolina
	Clemson, SC	L	6-9	Arkansas
	Clemson, SC	W	8-7	Arkansas
	Clemson, SC	W	7-4	Arkansas
	* Omaha, NE	W	11-10	Nebraska
	* Omaha, NE	W	9-7	Georgia Tech
	* Omaha, NE	L	4-12	South Carolina
	* Omaha, NE	L	2-10	South Carolina
2003	Auburn, AL	L	8-10	Ohio State
	Auburn, AL	W ⁽¹⁰⁾	7-6	Princeton
	Auburn, AL	L	0-15	Auburn

NCAA Tournament Records

NCAA Tournament Appearances

Rk	Team	App.
1.	Texas	52
2.	Florida State	46
3.	Miami (FL)	37
4.	Oklahoma State	36
	Southern California	36
6.	Clemson	33
7.	Arizona State	32
8.	Saint John's	31
9.	Arizona	30
	Cal State Fullerton	30
	Fresno State	30
	Oklahoma	30
13.	Minnesota	28
	Mississippi State	28
	Stanford	28

Consecutive NCAA Tournament Appearances

Rk	Team	App.	Years
1.	Miami (FL)	36	1973-08
2.	Florida State	31	1978-08
3.	Clemson	21	1987-07
4.	Oklahoma State	19	1981-99
5.	Texas	18	1979-96
6.	Cal State Fullerton	17	1992-08
	Louisiana State	17	1989-05
8.	Northern Colorado	15	1952-66
9.	Georgia Tech	14	1985-98
	Rice	14	1995-08
	Wichita State	14	1987-00
12.	Stanford	13	1994-06

College World Series Appearances

Rk	Team	App.
1.	Texas	32
2.	Miami (FL)	23
3.	Southern California	21
4.	Arizona State	20
5.	Florida State	19
	Oklahoma State	19
7.	Stanford	16
8.	Arizona	15
	Cal State Fullerton	15
10.	Louisiana State	14
11.	Clemson	11
12.	Northern Colorado	10
13.	Oklahoma	9
14.	Mississippi State	8
	South Carolina	8

2004	Athens, GA	W	10-6	Birmingham-Southern
	Athens, GA	L	3-6	Georgia
	Athens, GA	W	5-4	Birmingham-Southern
	Athens, GA	W	10-9	Georgia
	Athens, GA	L ⁽¹⁰⁾	6-7	Georgia
2005	Clemson, SC	W	12-2	North Carolina A&T
	Clemson, SC	W	6-0	College of Charleston
	Clemson, SC	W	8-3	Oral Roberts
	Waco, TX	W	4-2	Baylor
	Waco, TX	L	1-7	Baylor
	Waco, TX	L	1-6	Baylor
2006	Clemson, SC	W	3-0	North Carolina-Asheville
	Clemson, SC	W	13-3	Elon
	Clemson, SC	W	8-6	Mississippi State
	Clemson, SC	W	11-8	Oral Roberts
	Clemson, SC	W	6-5	Oral Roberts
	*Omaha, NE	W	8-4	Georgia Tech
	*Omaha, NE	L	0-2	North Carolina
	*Omaha, NE	L	6-7	Cal State Fullerton
2007	Myrtle Beach, SC	W	3-2	Saint John's
	Myrtle Beach, SC	W	11-8	Coastal Carolina
	Myrtle Beach, SC	W	15-3	Coastal Carolina
	Starkville, MS	L	6-8	Mississippi State
	Starkville, MS	L	5-8	Mississippi State

Totals **97-70 (.581)** **33 Tournaments**

* - College World Series; ^ - play-in game (not counted as an NCAA Tournament game); Note: Championship-clinching wins in **bold**.

Bob Mahony, the current color commentator on the Clemson radio network, retired all four batters he faced with two strikeouts against Arizona in the 1976 College World Series.

Team Batting

At-Bats

Game: 73 vs. Fordham, May 26, 1988
Tourney: 369 2002

Runs Scored

Inning: 12 vs. East Carolina, June 2, 2002 (6th)
Game: 24 vs. Florida State, June 5, 1959
 24 vs. Seton Hall, May 26, 2001
Tourney: 87 2002

Hits

Game: 24 vs. Middle Tennessee, May 28, 2000
Tourney: 118 2002

Batting Average

Game: .479 vs. Florida State, June 5, 1959 (23-for-48)
Tourney: .364 1991

RBIs

Game: 22 vs. Florida State, June 5, 1959
 22 vs. Seton Hall, May 26, 2001
Tourney: 81 2002

Doubles

Game: 6 vs. Princeton, May 23, 1991
 6 vs. Maine, May 26, 1991
 6 vs. Seton Hall, May 26, 2001
 6 vs. Birmingham-Southern, June 5, 2004
Tourney: 26 2002

Triples

Game: 3 vs. Miami (FL), May 21, 1977
Tourney: 6 1977

Home Runs

Game: 6 vs. Georgia Southern, May 31, 2002
Tourney: 22 2002

Walks

Game: 12 vs. Florida State, June 5, 1959
 12 vs. Nebraska, June 14, 2002
Tourney: 53 2002

Stolen Bases

Game: 10 vs. Saint John's, May 28, 1988
Tourney: 17 2006

Team Pitching

Innings Pitched

Game: 19.0 vs. Fordham, May 26, 1998
Tourney: 89.0 2002

ERA

Tourney: 3.23 2005

Strikeouts

Game: 19 vs. Miami (FL), May 31, 1996
Tourney: 90 1996

Individual Batting

Games Played

Tourney: 10 by many
Career: 31 Khalil Greene, 1999-02

At-Bats

Game: 9 Bert Heffernan vs. Fordham, May 26, 1988
Tourney: 43 Jeff Baker, 2002
 43 Khalil Greene, 2002
Career: 127 Khalil Greene, 1999-02

Runs Scored

Game: 5 Neil Simons vs. East Tennessee State, May 22, 1980
Tourney: 14 Khalil Greene, 2002
Career: 33 Khalil Greene, 1999-02

Fred DeBerry's .442 career batting average in the NCAA Tourney is best in Clemson history.



Hits

Game: 5 Doug Kingsmore vs. Virginia Tech, May 22, 1954
 5 Ty Cline vs. Florida State, June 5, 1959
 5 Henry Threadgill vs. Saint John's, May 28, 1988
 5 Khalil Greene vs. Georgia Southern, May 31, 2002
Tourney: 19 Khalil Greene, 2002
Career: 49 Khalil Greene, 1999-02

Batting Average

Tourney: .600 Doug Hogan, 2007 (12-for-20) (min. 15 at-bats)
Career: .442 Fred DeBerry, 1958,59 (23-for-52) (min. 50 at-bats)

RBIs

Game: 6 Joe DeBerry vs. Mississippi State, May 25, 1991
 6 Kurt Bultmann vs. Nevada, May 22, 1997
 6 Michael Johnson vs. Seton Hall, May 26, 2001
Tourney: 16 Khalil Greene, 2002
Career: 34 Khalil Greene, 1999-02

Doubles

Game: 3 Dave Caldwell vs. Arizona State, June 10, 1977
 3 Khalil Greene vs. Arkansas, May 29, 1999
Tourney: 8 Khalil Greene, 2002
Career: 22 Khalil Greene, 1999-02

Triples

Game: 2 Neil Simons vs. Miami (FL), May 21, 1977
 2 Will Duffie vs. Alabama, May 28, 1995
Tourney: 3 Neil Simons, 1977
Career: 5 Neil Simons, 1977-80

Home Runs

Game: 2 by many
Tourney: 6 Zane Green, 2002
Career: 9 Michael Johnson, 2000-03

Walks

Game: 4 Dick Suggs vs. Florida State, June 5, 1959
 4 Billy Wingo vs. Temple, June 11, 1977
 4 Frank Russ vs. South Carolina, May 25, 1980
 4 Brad McCann vs. Birmingham-Southern, June 4, 2004
Tourney: 10 Henri Stanley, 1999
Career: 21 Khalil Greene, 1999-02

Stolen Bases

Game: 3 Henry Threadgill vs. Saint John's, May 28, 1988
 3 Kevin Northrup vs. Villanova, May 24, 1991
 3 Shane Monahan vs. The Citadel, May 26, 1994
Tourney: 7 Kevin Northrup, 1991
Career: 9 Shane Monahan, 1993-95

Individual Pitching

Appearances

Tourney: 6 Harold Stowe, 1958
Career: 12 Steve Reba, 1999-02

Starts

Tourney: 4 Harold Stowe, 1958
Career: 7 Ryan Mottl, 1997-00
 7 Steve Reba, 1999-02

Relief Appearances

Tourney: 5 Patrick Hogan, 2002
 5 B.J. LaMura, 2002
Career: 9 Patrick Hogan, 2001-04

Innings Pitched

Game: 12.0 Harold Stowe vs. Arizona, June 13, 1959
Tourney: 35.0 Harold Stowe, 1958
Career: 58.1 Harold Stowe, 1957-59

Wins

Tourney: 3 Harold Stowe, 1958
 3 Matt Henrie, 2002
Career: 5 Harold Stowe, 1957-59

Complete Games

Tourney: 2 Joe Landrum, 1947
 2 Harold Stowe, 1958
 2 Harold Stowe, 1959
 2 Chuck Porter, 1976
 2 Brian Barnes, 1987
Career: 4 Harold Stowe, 1957-59

ERA

Tourney: 0.93 Ken Vining, 1995 (min. 5.0 IP)
Career: 2.26 Jimmy Key, 1980-82 (min. 15.0 IP)

Strikeouts

Game: 17 Harold Stowe vs. Florida, June 9, 1958
Tourney: 45 Harold Stowe, 1958
Career: 77 Harold Stowe, 1957-59

Saves

Tourney: 2 Dave Woessner, 1977
Career: 2 Dave Woessner, 1977-79
 2 David Tripp, 1988-90
 2 Jeff Sauve, 1992-95

Other Noteworthy Accomplishments

Most Wins in a Single Tournament

Tourney: 7 2002

Individual Shutouts

- Joe Hazle vs. Alabama, June 13, 1947 (1-0)
- Harold Stowe vs. Florida State, June 6, 1959 (5-0)
- Laval Johnson vs. West Virginia, June 3, 1967 (5-0)
- Mike Brown vs. Georgia Southern, May 20, 1979 (2-0)
- Brian Barnes vs. West Virginia, May 21, 1987 (8-0)
- Ryan Mottl vs. Middle Tennessee, May 26, 2000 (4-0)
- Josh Cribb vs. College of Charleston, June 4, 2005 (6-0)

Khalil Greene holds Tiger records for career games, runs, hits, RBIs, and doubles in NCAA Tournament competition.



April 24, 1896 - Clemson played its first baseball game, a 20-13 loss to Furman. The home games were played at Bowman Field in front of Tillman Hall. The Tigers' first head coach was **R.T.V. Bowman**.

May 12, 1899 - Clemson played South Carolina for the first time. The Tigers won 21-8 in eight innings in Columbia. The Gamecocks are the Tigers' most common opponent to date (271 meetings, Clemson leads 159-110-2 (.590)).

1900 - Legendary football coach **John Heisman**, who coached Clemson's gridders for four seasons, was named the Tigers' baseball coach. **Heisman** compiled a 28-6-1 (.814) record in three seasons (1901-03), which still stands today as the best winning percentage in Tiger history, slightly ahead of another legendary football coach, **Frank Howard**.

1904 - **Vet Sitton** played in his first season at Clemson. The Pendleton, SC native, a 5'11", 170-pound righty, played one season (1909) for the Indians, where he was 3-2 with a 2.88 ERA in 50.0 innings pitched. He later was the Tigers' head coach in 1915, 16 and compiled a 26-18-1 (.589) record.

April 12, 1913 - **Doc Ezell** pitched Clemson's first no-hitter in a 5-0 victory over Erskine.

March 27, 1916 - Clemson defeated West Virginia Wesleyan 4-2 in the first game played at Riggs Baseball Field. Clemson played on this field until the 1970 season.

April 29, 1916 - **Elmer Long** pitched a no-hitter in a 2-0 win over Virginia Military.

1921 - Clemson joined the Southern Conference and was a charter member.

1922 - **Flint Rhem**, one of the Tigers' greatest players of the 20th century, played in his first season at Clemson. He played in the 1922-24 seasons and later went on to play 12 Major League seasons with the Saint Louis Cardinals, Philadelphia Phillies, and Boston Braves. He had a 105-97 career record with a 4.20 ERA and over 1,500 strikeouts. He was 20-7 with a 3.21 ERA with the Cardinals in 1926 in his best season. He once pitched a no-hitter (in 1924, one year before his rookie season in the Majors) while playing for the Fort Smith (AR) minor league team. He struck out 16 batters in the game and made it in "Ripley's Believe It or Not" by not allowing a ball to be hit out of the infield.

April 17, 1924 - **Lefty Smith** pitched a no-hitter in a 6-0 win over South Carolina.



John Heisman (back row, center) was Clemson's second head coach on record and suffered only six losses in 35 games over three seasons (1901-03).

1931 - Clemson's season was cut short due to an outbreak of meningitis on campus in April. Clemson finished 6-2.

1932 - Legendary football coach **Jess Neely**, who coached the Tiger gridders for nine seasons (1931-39), coached in his first season as Clemson's baseball coach. He compiled a 68-67-2 (.504) record in seven seasons (1932-38).

1941 - **Dude Buchanan** set the school record for batting average in a single season with a .485 mark (33-for-68).

1943 - **Frank Howard**, the Tigers' career leader in football victories (165), coached the baseball squad for one season, compiling a 12-3 overall record. His career record is still the second-best of any coach in school history. There have only been five different baseball head coaches since his brief stint.

March 29, 1946 - **Joe Landrum** pitched a no-hitter in a 6-0 win over Erskine.

June 12-20, 1947 - Clemson participated in the NCAA Tournament for the first time. The Tigers advanced to the NCAA Eastern Finals and lost to eventual finalist Yale (and first-baseman George Bush) on June 20 at New Haven, CT.

1947 - **Joe Landrum** was Clemson's first baseball All-American. He earned first-team honors from **ABCA** after posting a 12-2 record and 2.23 ERA. **Landrum** went on to pitch with the Brooklyn Dodgers. Clemson won the Southern Conference title with a 13-2 record.

May 5, 1950 - **Fred Knoebel** hit for the cycle (the first by a Tiger) at South Carolina. He walked in the first, tripled in second, singled in the fourth, and hit a home run in the fifth. **Knoebel** also doubled in the seventh and was hit by a pitch in the eighth. Clemson won the game 14-5.

June 8, 1950 - Clemson played Alabama and Kentucky in the NCAA Tourney at Kannapolis, NC, losing both games.

April 4, 1952 - **Billy O'Dell** struck out a Clemson-record 21 batters in a 5-2 win over South Carolina at Orangeburg, SC.

May 8, 1953 - **Billy O'Dell** pitched a no-hitter in a 2-0 win over South Carolina. That same day, Clemson officially joined the newly-formed Atlantic Coast Conference.

May 22-24, 1954 - Clemson participated in the NCAA Playoffs in a home-and-home series with Virginia Tech, but lost to the Hokies twice in as many games. Clemson lost the first game 11-10 on May 22. It marked the first NCAA Tournament event in any sport played at Clemson in history. The Tigers lost to Virginia Tech 7-1 two days later in Blacksburg.

1954 - Clemson won the ACC title with an 8-4 ACC regular-season record in the conference's inaugural season.

Fall, 1957 - From the advice of North Carolina Head Coach Walter Rabb, **Frank Howard** hired a 27-year old assistant from China Grove, NC named **Bill Wilhelm**.

March 24, 1958 - **Bill Wilhelm** coached his first game and defeated Michigan State 7-5 in seven innings at Clemson.

May 19, 1958 - Clemson defeated North Carolina 4-1 at Gastonia, NC in a playoff game to determine the ACC Champion. Both teams had 11-3 records after the regular season, forcing the one-game playoff.

June 5-9, 1958 - The Tigers won the NCAA District III Playoffs to advance to the College World Series. The Tigers lost their opening game of the NCAA Tournament to Florida 8-6. Therefore, the Tigers had to win five games in a row to advance to the College World Series in Omaha, NE, a destination never made before by Clemson at the time. So Clemson promptly defeated George Washington and Florida State to stay alive. The only problem was that Clemson had to defeat Florida twice on June 9 to advance. In the first game, the Tigers won a thriller 15-14 when first-year second-

Bowman Field, named after Clemson's first baseball coach (R.T.V. Bowman), was the Tigers' home field from 1896 to 1915.



baseman **Bailey Hendley** singled home **Larry Wilson** in the bottom of the ninth. Later in the day, Clemson won 3-1 to advance to the College World Series. **Harold Stowe**, who went on to pitch with the Yankees, pitched a four-hitter to earn his 13th victory of the season. The two victories in one day still stands today as the only time that Clemson won twice in one day to advance to the College World Series.

June 14-16, 1958 - Clemson participated in the College World Series for the first time ever. Clemson defeated Arizona 4-1 on June 14, but lost to Holy Cross 17-4 on June 15 and Western Michigan 5-3 on June 16.

1958 - **Harold Stowe** led the nation in appearances (21), innings pitched (127.0), strikeouts (126), and wins (14).

May 16-18, 1959 - After the 1959 regular season, Clemson, Wake Forest, and North Carolina were tied for first place, forcing a playoff among the three. Clemson beat Wake Forest 4-2 at Thomasville, NC on May 16 and downed North Carolina 9-7 in Gastonia, NC to claim the ACC crown.

June 4-6, 1959 - Clemson raced through the NCAA District III Playoffs at Gastonia, NC, downing Georgia Tech 9-6 and Florida State twice (24-2, 5-0) to advance to Omaha.

June 13-15, 1959 - The Tigers lost to Arizona 3-2 on June 13 in 12 innings in their first game in Omaha. They bounced back and defeated Colorado State 7-1 the next day, but were eliminated by Penn State 7-0 on June 15.

1959 - Clemson was ranked #7 in the final **Collegiate Baseball** poll.

May 8, 1962 - Clemson hit an ACC-record five homers in one inning (sixth) against South Carolina in a 27-17 win. Clemson also hit a Tiger-record eight homers in the game.

1962 - Clemson led the nation in homers per game (1.6).

April 10, 1965 - **May 17, 1966** - **Rusty Adkins** had a 41-game hitting streak. **Adkins** hit .438 during the streak that still stands as the longest in ACC history.

1966 - Clemson led the nation in home runs per game (1.28), runs per game (9.1), and slugging percentage (.502).

May 6, 1967 - **Nelson Gibson** and **Charlie Watson** combined to pitch a no-hitter in a 3-0 win over Georgia Tech.

June 2-5, 1967 - Clemson participated in the NCAA District III Playoffs at Gastonia, NC. After losing the first contest against Florida State, Clemson rebounded with three straight victories. But Auburn ended Clemson's season by defeating the Tigers 6-5 in the championship game in 13 innings.

1967 - The Tigers won the ACC title (11-2). Clemson was ranked #7 in the final **Collegiate Baseball** poll.

June 6, 1968 - Lefthander **John Curtis** became Clemson's first first-round Major League draft pick. He as the #10 overall pick in the secondary phase by the Boston Red Sox.

March 7, 1970 - Clemson played its first two games at Doug Kingsmore Stadium. The Tigers defeated Louisville 10-0 and 8-1 in two seven-inning games. The field featured a "Crosley-like" terrace around the outfield fence that gave the field a more closed-in perspective and reduced maintenance for drainage purposes.

1970 - Clemson was ranked #18 in the final **Collegiate Baseball** poll.

April 17, 1971 - **Dave Van Volkenburg** pitched a no-hitter in an 11-0 win over Florida State in a seven-inning game.

1971 - Clemson was ranked #22 in the final **Collegiate Baseball** poll.

March 16, 1973 - **Lindsay Graham** pitched a no-hitter in a 3-0 win over Maryland in an eight-inning game.

1973 - Clemson won the ACC regular-season title with a 10-2 record.

April 19, 1974 - **Chuck Porter** pitched a Clemson and ACC-record 16.0 innings in earning the victory over Virginia 3-2 in the first game of a doubleheader at Clemson.

1974 - Clemson won the ACC regular-season title with a 10-1 record.

April 22, 1975 - **Steve Tucker** hit for the cycle at Georgia Tech. He doubled in the first, tripled in the fourth, homered in the sixth, and singled in both the seventh and ninth innings. Clemson won the game 18-3.


May 23, 24, 1975 - Clemson participated in the NCAA Mid-east Regional in Ypsilanti, MI. Eastern Michigan and Penn State defeated the Tigers 5-3 and 5-4, respectively.

1975 - **Denny Walling** led the nation with 1.58 RBIs per game. Clemson tied for the ACC regular-season title with a 10-2 record and was ranked #25 in the final **Collegiate Baseball** poll.

March 28, 1976 - Clemson defeated North Carolina-Wilmington 10-2 at Doug Kingsmore Stadium for the 1,000th victory in school history.

April 17, 1976 - **Ron Musselman** pitched a no-hitter in a 9-0 win over Virginia.

The Tigers hit an ACC-record five home runs in the sixth inning against South Carolina in their 27-17 win on May 8, 1962.



Steve Tucker is one of five Tigers in history to hit for the cycle. He accomplished the elusive feat at Georgia Tech on April 22, 1975.

1976 - Clemson was ranked #5 in the final **Collegiate Baseball** poll.

April 23-25, 1976 - Clemson won its first ACC Tournament Championship, as the Tigers defeated Wake Forest 2-0, and Maryland in two games (2-1, 3-2) at Clemson.

May 21-24, 1976 - The Tigers won the NCAA Atlantic Regional in Columbia, SC by downing Furman 13-2 in game one, defeating South Carolina 10-4 in the second game, and beating Furman 6-2 to advance to Omaha.

June 11-14, 1976 - Clemson participated in the College World Series. The Tigers defeated Auburn 9-4 on June 11 and lost to Eastern Michigan 3-2 in 10 innings on June 13. Arizona eliminated the Tigers 10-6 on June 14.

1976 - Clemson won the ACC regular-season title with a 10-2 record.

February 26 - **March 27, 1977** - Clemson opened the season with a 26-game winning streak, the longest winning streak in school history.

March 17, 1977 - **Brian Snyder** pitched a no-hitter in an 8-0 win over North Carolina-Wilmington.

May 20-22, 1977 - Clemson defeated Mississippi and won two of three games from host Miami (FL) in winning the NCAA South Regional to advance to the College World Series.

June 10-14, 1977 - In the College World Series, Clemson lost to Arizona State 10-7 on June 10, but beat Temple 13-4 the next day. However, Cal State Los Angeles eliminated Clemson 1-0 on June 14.

1977 - Clemson captured the ACC regular-season title with a 9-1 record. Clemson was ranked #5 in the final **Collegiate Baseball** poll.

April 22-24, 1978 - The Tigers won the ACC Tourney title at Clemson. The Tigers swept through the tourney with wins over N.C. State (12-1), Duke (13-0), and Wake Forest (7-2).

May 19-21, 1978 - In the NCAA Atlantic Regional at Coral Gables, FL, the Tigers beat host Miami (FL) 8-5 in the first game, but lost to Marshall (9-3) and Miami (7-5).

1978 - Clemson won the ACC regular-season title with a 10-2 record. The Tigers also started the tradition of wearing ankle-long, white pants for every game. Clemson was ranked #25 in the final **Collegiate Baseball** poll.





The 1980 Tigers won the ACC Tournament, played in the College World Series, and was ranked #4 in the final Collegiate Baseball poll.

April 7, 1979 - Clemson's most productive offensive game came at N.C. State. The score...41-9. The Tigers led 18-6 after four innings and capped off the day with 18 runs in the ninth. **Robert Bonnette** had three hits in the ninth in which 22 Tigers batted. **Neil Simons** went 4-for-6 with three walks, six runs, three homers, and a Tiger record-tying 10 RBIs. **Dave Buffamoyer** also set a record with seven runs, while **Bonnette** and **Tony Masone** had five hits apiece. Future Major Leaguers **Tim Teufel** and **Bill Schroeder** batted fifth and sixth, respectively, and combined for five hits, nine runs, and nine RBIs.

May 18-20, 1979 - In the NCAA Atlantic Regional at Coral Gables, FL, the Tigers defeated Georgia Southern 8-4, but lost to Miami (FL) 2-1 in the Tigers' next game. The next two games yielded the same results, as Clemson downed Georgia Southern 2-0, but lost to Miami 4-1.

1979 - Clemson won the ACC regular-season title with a 10-1 record. There was no ACC Tourney that year. Clemson was ranked #9 in the final **Collegiate Baseball** poll.

March 10, 1980 - **Mike Brown** pitched a perfect game in a 2-0 win over North Carolina-Wilmington in seven innings.

April 22-26, 1980 - Clemson won the ACC Tournament held at Raleigh, NC by winning four games in a row without a defeat. The Tigers defeated Wake Forest (4-0), Maryland (9-4), N.C. State (5-4), and North Carolina (12-3).

May 22-25, 1980 - In the NCAA Atlantic Regional at Clemson, the Tigers beat East Tennessee State (22-4) and South Carolina twice (6-2, 17-12) to advance to Omaha.

May 31 - June 1, 1980 - In the College World Series, Clemson lost to Miami (FL) 13-5 and California 6-4.

1980 - Clemson was ranked #4 in the final **Collegiate Baseball** poll.

April 22-26, 1981 - Clemson won the ACC Tournament held at Chapel Hill, NC. Clemson defeated North Carolina 7-5 in the championship game. The Tigers won four straight after losing their second game of the tournament.

May 22, 23, 1981 - In the NCAA Atlantic Regional at Clemson, the Tigers lost to Wichita State (7-2) and East Tennessee State (2-1).

1981 - Clemson tied for the ACC regular-season title with a 10-4 record.

March 5, 1982 - **Jeff Gilbert** pitched a no-hitter in a 5-0 win over Western Carolina.

1982 - Clemson captured the ACC regular-season title with a 10-2 record.

March 6, 1984 - **Scott Parrish** pitched a no-hitter in a 6-0 win over The Citadel in a seven-inning game. The no-hitter is the last by a Tiger to date.

1984 - Clemson tied for the ACC regular-season title with a 12-2 record.

May 13, 1985 - The Tigers played host to the first night game ever at Clemson. The Tigers downed Furman 13-1.

1985 - Clemson tied for the ACC regular-season title with a 9-4 record.

May 4, 1986 - Clemson's longest streak of not being shutout (232 games) ended with a 5-0 defeat at the hands of South Carolina in Columbia.

May 21-24, 1987 - The Tigers played in the NCAA South Regional at Huntsville, AL. The Tigers defeated West Virginia, Seton Hall, and Auburn, but lost to Arkansas twice and were eliminated from the tournament.

1987 - Clemson was ranked #10 in both the final **Baseball America** and **Collegiate Baseball** polls. The Tigers won 54 games, the first time Clemson reached 50 wins.

May 26-30, 1988 - The Tigers participated in the NCAA Northeast Regional at New Britain, CT. Clemson defeated Fordham 3-2 in game-one in 19 innings. It still stands today as the longest game played in Clemson history. The Tigers also defeated Saint John's, but lost to Rutgers and Kentucky, and were eliminated from the tournament.

1988 - The Tigers won the ACC regular-season title with an 18-2 record. Clemson was ranked #15 in the final **Baseball America** poll and #21 in the final **Collegiate Baseball** poll. Lefthander **Mike Milchin** was also a member of the United States Olympic team.

May 13-16, 1989 - Clemson defeated Maryland, Georgia Tech, N.C. State, and North Carolina (twice) in winning the ACC Tournament title at Chapel Hill, NC. Clemson defeated the Tar Heels 12-4 in the championship game.

May 25, 1989 - **Brian Barnes** won his 16th game in a 6-2 win over Stetson in the NCAA Atlantic Regional at Tallahassee, FL, setting the school record for wins. He also set the Tiger record and led the nation with 208 strikeouts.

May 25-28, 1989 - The Tigers participated in the NCAA Atlantic Regional at Tallahassee, FL. Clemson defeated Stetson twice and Auburn once, but losses to Florida State and Auburn eliminated the Tigers from the tournament.

May 27, 1989 - April 10, 1990 - **Brian Kowitz** had a 37-game hitting streak, second longest in Clemson history. **Kowitz**, who later played with the Atlanta Braves, hit .430 with 43 RBIs during the streak.

1989 - Clemson was ranked #14 in both the final **Baseball America** and **Collegiate Baseball** polls. **Brian Barnes** ended his career with an ACC-record 44 wins.

April 29, 1990 - **Bill Wilhelm** won his 1,000th career game in a 17-10 win over Georgia Tech at Atlanta, GA.

May 25-27, 1990 - Clemson played in the NCAA Central Regional at Austin, TX. Clemson beat Texas-Arlington, but lost to Creighton twice and was eliminated from the tournament.

May 11-14, 1991 - The Tigers won the ACC Tournament held at Greenville, SC. The Tigers beat Georgia Tech 24-8 in the championship game, winning for the fifth time in as many games.

May 23-26, 1991 - Clemson swept though the NCAA Northeast Regional at Orono, ME and advanced to the College World Series. Clemson downed Princeton, Villanova, Mississippi State, and Maine.

June 1-3, 1991 - In the College World Series, the Tigers lost to Creighton and Long Beach State.

1991 - Clemson won the ACC regular-season title with an 18-3 record. Clemson was ranked #4 in the final **Baseball America** poll and #8 in the final **Collegiate Baseball** poll. The Tigers ended the season with a school-record 60 wins. **Eric Macrina** hit a then school-record 24 home runs, and Clemson led the nation in runs per game (9.97), winning percentage (.857), and wins (60).

May 21-23, 1992 - The Tigers participated in the NCAA Mid-east Regional held at Starkville, MS. Clemson defeated Yale, but then lost to UCLA and Oklahoma.

1992 - Clemson won the ACC regular-season title with a 19-5 record. Clemson was ranked #7 in the final **Baseball America** poll and #10 in the final **Collegiate Baseball** poll.

April 20, 1993 - **Keith Williams** hit for the cycle at Furman. He hit a home run in the first, doubled in the third, singled in the sixth, and tripled in the ninth. Clemson won the game 17-2.

May 15-19, 1993 - The Tigers won the ACC Tournament Championship at Greenville, SC. Clemson defeated N.C. State 11-7 in the championship game, a game that ended at 1:21 AM. **Jeff Morris'** grand-slam propelled the Tigers to victory. It was just the senior's second career homer. Ironically, both of his homers were grand slams off N.C. State pitcher David Allen. Both came in the eighth inning with one out and both gave Clemson the lead.

May 28-31, 1993 - Clemson participated in the NCAA Mid-east Regional held at Knoxville, TN. The Tigers earned victories over Rutgers and Fresno State in their opening two games, but then lost to Fresno State and Kansas.

July 2, 1993 - **Bill Wilhelm** announced his retirement after 36 seasons with the Tiger program. His retirement press conference was fittingly held in the first-base dugout at Doug Kingsmore Stadium. He had a 1,161-536-10 (.683) record and never had a losing season. He was the fifth-winningest coach in history at the time of his retirement.

1993 - Clemson was ranked #17 in both the final **Baseball America** and **Collegiate Baseball** polls.

March 19, 1994 - **Shane Monahan** hit for the cycle at Hawaii-Hilo. He tripled in the first, singled in the second, and homered in the sixth. He also doubled in the eighth and singled in the ninth. Clemson won the game 13-5.

May 18-22, 1994 - The Tigers won the ACC Tournament Championship at Greenville, SC. The Tigers defeated Florida State 4-1 in the championship game.

May 26-28, 1994 - Clemson participated in the NCAA East Regional held at Clemson. Clemson downed The Citadel and Old Dominion, but lost to Notre Dame and Auburn.

1994 - Clemson won the ACC regular-season title with a 20-4 record in **Jack Leggett's** first season as the Tiger head coach. **Leggett** received ACC Coach-of-the-Year honors as well. **Shane Monahan** set the ACC record and led the nation with 137 hits. He also led the nation in runs (97), and

the Tigers led the nation as a team with 57 wins. Clemson was ranked #4 in the final **Baseball America** poll and #9 in the final **Collegiate Baseball** poll.

February 18, 1995 - Gary Burnham hit for the cycle at Texas-Arlington. He doubled in the first, tripled in the third, walked in the fifth, homered in the seventh, and singled in the ninth. Clemson won the game 18-0.

April 14, 1995 - The greatest comeback in Clemson history took place on this date, the first game of a three-game set at N.C. State. The Wolfpack had just scored three and six runs in the seventh and eighth innings, respectively, to take a 15-4 lead. The Tiger leadoff batter struck out to start the ninth inning. Clemson then got three straight hits and two walks. Seth Brizek hit into a fielder's choice for the second out, as David Miller scored on the play to cut the deficit to 15-7. The next six Tiger batters all reached safely on hits, highlighted by Shane Monahan's three-run homer that cut the Wolfpack lead to just two runs. After two more hits and a walk, Matthew LeCroy tied the score with a clutch double. The Tigers went on to win 17-15 in 10 innings. Clemson did so being down 11 runs on the road with no runners on base in the ninth inning and one out, and without the benefit of a Wolfpack error in the ninth.

May 25-28, 1995 - The Tigers won the NCAA East Regional Championship held at Clemson with wins over Navy, Jacksonville, Winthrop, and Alabama.

1995 - Clemson won the ACC regular-season title with a 20-4 record. Jack Leggett received ACC Coach-of-the-Year honors as well. Paul Galloway became Clemson's first Academic All-American. Clemson was ranked #8 in both the final **Baseball America** and **Collegiate Baseball** polls.

March 8, 1996 - Jack Leggett won his 500th career game as a head coach with a 8-4 win over Virginia Tech at home.

April 21, 1996 - Clemson played in one of the longest non-stop days of baseball in history. The Tigers and Georgia Southern were slated to play two nine-inning games, but the two games lasted a total of 28 innings. The first was a 10-inning affair, with Georgia Southern winning 8-6. The latter game also saw Georgia Southern win, this time 9-7 in 18 innings. The games combined for eight hours and 44 minutes in length (not counting the 31 minutes in between).

May 23-26, 1996 - The Tigers won the NCAA East Regional Championship at Clemson and advanced to the College World Series. Clemson recorded victories over Charleston Southern, Old Dominion, West Virginia, and Tennessee.

May 31 - June 5, 1996 - When Clemson made its eighth College World Series appearance, it had lost seven straight games in Omaha and had never won more than one game in the double elimination tournament. Miami (FL) defeated the Tigers to open the tournament, so Clemson had to win to stay alive. The Tigers responded with a 10-inning, 8-5 win over Oklahoma State and next faced Alabama, the #1 seed. The morning of the game, Kris Benson and Billy Koch learned they were the #1 and #4 overall picks, respectively, of the Major League Draft. The Tigers, though, sent out Ken Vining, who was 10-3, to face a potent Crimson Tide hitting attack. But it was the Tigers who jumped out to an early 5-0 lead. Alabama battled back to take a 12-10 lead after eight innings. Gary Burnham and Jerome Robinson led off the ninth with singles. Then, 5'8" second-baseman Doug Livingston hit an opposite-field double to give Clemson the lead. But the Tigers, who led 14-12, had to contain the hot Alabama bats in the bottom of the ninth. Brett Taft led off with a double. Rusty Loflin flied out to Livingston and Drew Bounds singled. On came Koch, who was making a rare relief appearance. He struck out David Tidwell and seemed to throw a game-ending ground ball off the bat of Joe Caruso, but the ball went through the legs of shortstop Kurt Bultmann, plating Taft and putting runners on first and third. But Koch got Dax Norris to bounce out to first-baseman Jason Embler, who made a spectacular grab ranging to his right and looking into the sun. Embler flipped to Koch to record the final out of the game, as the Tigers won 14-13

and advanced further in the College World Series than it ever had before.

1996 - Clemson led the nation with a 3.03 ERA. Clemson was ranked #5 in the final **Baseball America** poll and #4 in the final **Collegiate Baseball** listing. Kris Benson was named national player-of-the-year by **Baseball America** and **Collegiate Baseball**. One of the most decorated players in Tiger history also received the Dick Howser Trophy and the Smith Award. He won his first 14 decisions and had a 2.02 ERA in 156.0 innings pitched. He allowed 109 hits and 27 walks while striking out 204 (7.6-to-1 strikeout-to-walk ratio), easily a Tiger record. He had seven complete games and four shutouts as well. Benson was the #1 overall pick in the 1996 draft (Pirates), becoming the first Tiger to be picked at that position. He donned the Red, White, and Blue for Team USA in the Centennial Olympics in Atlanta in 1996, earning a bronze medal. Tiger teammates Billy Koch and Matthew LeCroy joined Benson on the Olympic team.

May 22-24, 1997 - Clemson played in the NCAA Central Regional held at Lubbock, TX. Clemson defeated Nevada in its opener, but lost to Rice and Texas State.

1997 - Matthew LeCroy hit 24 homers and set a Tiger record with 53 career homers. Kurt Bultmann set a Tiger record with 31 doubles, a mark later eclipsed by Khalil Greene.

March 21, 1998 - Clemson scored 19 runs in one inning against Maryland. Ironically, Clemson did not score in any other inning of the game. The run total set an NCAA record for most runs in a third inning. In the inning, Clemson sent 23 batters to the plate, and had 12 hits and six walks. Like the 11-run comeback in the ninth inning at N.C. State in 1995, the first Tiger to bat in the inning was retired. The next 17 batters reached base safely. Patrick Boyd and Kurt Bultmann both reached base in all three plate appearances and scored three runs in the inning.

April 24, 1998 - Rusty Adkins had his jersey retired and was inducted into the Clemson Baseball Ring of Honor, joining Bill Wilhelm in the elite company.

May 21-23, 1998 - Clemson won its 2,000th game in school history, as the Tigers defeated The Citadel 12-3 at Doug Kingsmore Stadium in the NCAA East Regional on May 21. However, Clemson lost to South Alabama in 16 innings and eventual National Champion Southern California.

1998 - Clemson was ranked #21 in the final **Baseball America** poll and #23 in the final **Collegiate Baseball** poll.



March 8, 1999 - Clemson's streak of 146 weeks being ranked in one of the major polls ended. The last time the Tigers were not ranked was at the end of the 1990 season. Clemson had a 407-138 (.747) record over that span.

May 28-30, 1999 - In the NCAA Fayetteville (AR) Regional, Clemson lost to Missouri State 23-5 in the first game and needed to win four games in two days to advance. The Tigers came through with wins on Saturday over Delaware and host Arkansas. Clemson had to beat Missouri State twice on Sunday and did just that by scores of 8-7 and 7-5.

June 4-6, 1999 - Texas A&M won two of the three games in the NCAA Super Regional at College Station, TX. Despite coming up short, Clemson battled back after a 20-3 defeat in the opening game and had the lead entering the ninth inning in game-three in a hostile environment.

1999 - Clemson was ranked #17 in the final **Baseball America** poll and #13 in the final **Collegiate Baseball** poll.

March 20, 2000 - Clemson was ranked #1 by **Collegiate Baseball** after opening the season 19-3. The Tigers spent two weeks as that poll's top team.

May 26-28, 2000 - Clemson played host to Middle Tennessee, Illinois, and Old Dominion in regional play, and claimed wins over Middle Tennessee (4-0, 21-3) and a win over Illinois (9-3) to earn the right at hosting the first-ever super regional at Clemson.

June 2, 2000 - Clemson beat Mississippi State 11-4 and 9-4 in the Clemson Super Regional to earn its ninth trip to the College World Series.

June 9-14, 2000 - Clemson made its first appearance in the College World Series since 1996. The Tigers beat San Jose State 10-6 before losing to top-ranked Stanford 10-4 to fall into the losers' bracket. Clemson was then eliminated by Louisiana-Lafayette 5-4.

2000 - Clemson finished 51-18 and was ranked #7 in the final **Baseball America** poll, #6 in the final **Collegiate Baseball** poll, and #5 in the final **Sports Weekly** poll.

May 25-27, 2001 - The Tigers drew a #2 seed in the Clemson Regional and played host to South Alabama, William & Mary, and Seton Hall, claiming wins over William & Mary (4-1) and Seton Hall (24-4, 8-2) to advance.

June 1, 2001 - Clemson met Miami (FL) in the Coral Gables Super Regional and was eliminated with a pair of losses (10-8, 14-6). The Hurricanes went on to win the College World Series.

2001 - The Tigers finished 41-22 and was ranked #17 in the final **Baseball America** poll, #13 in the final **Collegiate Baseball** poll, and #14 in the final **Sports Weekly** poll.

February 22 - March 15, 2002 - Clemson opened the season with 13 straight wins to vault to #2 in the polls. The Tigers defeated Auburn (3), South Carolina (2), and Purdue (3) during the stretch.

March 12, 2002 - Clemson set the school record for batting average (.522) in a game in defeating Georgia Southern 20-8. The Tigers had 23 hits in 44 at-bats.

March 17 - April 5, 2002 - Clemson won 13 more games in a row to start 26-1. The winning streak helped the Tigers rank #1 in all three polls for seven straight weeks.

April 3, 2002 - Jeff Baker hit a walk-off homer against Winthrop to give Clemson a 6-4 win. It was his third homer of the game, as he became the first Tiger to hit three homers in a game since 1993 and the first to do it in the history of Doug Kingsmore Stadium.

April 16 - June 14, 2002 - Khalil Greene had a 34-game hitting streak, the third-longest streak in Tiger history. He batted .519 with 48 RBIs during the streak. The streak ended against Georgia Tech in the College World Series.

May 12, 2002 - Khalil Greene set the ACC record for career hits with his 367th at Virginia. He went on to total 403 hits, second-most in NCAA history. In the series, he also went eight straight at-bats with a hit and 13 consecutive plate appearances reaching base safely. Head Coach **Jack Leggett** also won his 800th career game this day.

June 7-9, 2002 - After sweeping through the Clemson Regional the weekend before, Clemson fell to Arkansas in the first game of the Clemson Super Regional. But the Tigers fought back to win the final two games and advance to Omaha for the 10th time in school history. **Khalil Greene** homered in his last at-bat at Doug Kingsmore Stadium.

June 14-21, 2002 - Clemson had its most successful run in the College World Series when it won the first two games over hometown favorite Nebraska and Georgia Tech. Against the Cornhuskers, Clemson overcame a 7-2 deficit before rallying to win 11-10. **Khalil Greene's** dramatic three-run homer in the seventh inning gave the Tigers the lead late in the game. **Jeff Baker** then broke a 10-10 tie with a walkoff double. **Michael Johnson** then went 3-for-3 with a home run in Clemson's eight-run second inning against Georgia Tech, as the Tigers won their second straight game 9-7. Clemson then ran into a buzzsaw in South Carolina, falling twice. Clemson had defeated the Gamecocks three out of four times in the regular season. The final game saw **Greene** start his 269th consecutive game, believed to be an NCAA record. He also played in his 272th straight game, or every game he was a Tiger. He broke the NCAA record for career doubles (95) in the College World Series as well.

2002 - Clemson finished 54-17 and was ranked #3 in all three final polls. The Tigers set school records for homers (112), fielding percentage (.971), and saves (26). The trio of **Jeff Baker**, **Khalil Greene**, and **Michael Johnson** combined for 77 homers and 259 RBIs. They were three of eight Tigers selected in the Major League Draft, including **Greene**, who was a first-rounder, and **Johnson**, who was picked in the second round. **Greene** went on to earn national player-of-the-year honors from all six services that gave the award.

March 4-24, 2003 - The Tigers won 14 games in a row. The streak was the seventh-longest in school history and helped catapult Clemson to a #10 national ranking.

April 23, 25, 2003 - **Michael Johnson** hit a three-run, walkoff homer to beat East Tennessee State 6-3 in 12 innings on April 23. In the next game, against Georgia Tech, **Brad McCann** hit a two-out, three-run homer in the bottom of the 10th inning to give Clemson a 9-7 win.

2003 - Clemson extended its streak to 17 consecutive NCAA Tournament appearances, with defense being the key to many wins. The Tigers had a .969 fielding percentage for the season. Clemson also fell one win short of its 18th-straight 40-win season. **Michael Johnson** was Clemson's lone First-Team All-ACC selection, while lefthander **Robert Rohrbaugh** earned freshman All-America honors.

April 21-24, 2004 - In three games during this span, Clemson won with a walkoff play in all three games. On April 21 against Western Carolina, a Catamount error gave the Tigers an 8-7 victory. Two days later, **Russell Triplett** lined a walkoff single to give the Tigers a 2-1 win over N.C. State. Then the following game, **Zane Green**, who was hitless in his previous 23 at-bats, hit a single to the wall in right-center to give Clemson a 4-3 win over the Wolfpack.

April 25, 2004 - Clemson's 9-6 win over N.C. State gave Head Coach **Jack Leggett** his 500th win as the Tigers' skipper in just his 11th season in Tigertown.

May 12, 2004 - **Brad McCann** became the eighth Tiger in history to total six hits in a 6-for-6 performance against College of Charleston. He also hit two homers, including a grand slam, a double, scored four runs, and had six RBIs.

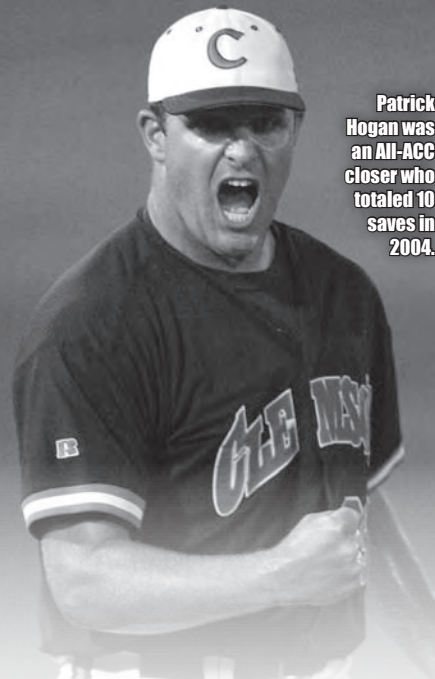
June 6, 2004 - Trailing 9-2 and on the verge of having its season end in the Athens (GA) Regional, Clemson rallied for a 10-9 victory at Georgia, capped by **Lou Santangelo's** grand slam in the seventh. The seven-run comeback tied the Tiger record for the biggest deficit overcome to gain victory in an NCAA Tourney game. In game-two that day versus the Bulldogs, Clemson led 6-4 entering the ninth. But against **Tony Sipp**, who had been nearly unhittable in the regional, Bobby Felmy and Jason Jacobs hit solo homers to tie the score, then Clint Sammons hit a solo shot in the 10th for the game-winner.

2004 - Clemson came one inning away from advancing to a super regional. **Kris Harvey** was the squad's lone First-Team All-ACC pick, while **Patrick Hogan**, **Brad McCann**, and **Lou Santangelo** were second-team picks. **McCann** was a semifinalist for the Dick Howser Trophy and the Golden Spikes Award, along with earning third-team All-America honors. Clemson had nine players taken in the draft, including first-round (supplemental) pick **Tyler Lumsden**.

March 19, 2005 - **Kris Harvey** hit two home runs and pitched 7.0 scoreless innings of one-hit ball to lead the Tigers to a 9-1 win over #9 North Carolina. A school-record four times during the 2005 season, he hit a long ball and earned the win on the mound in the same game.

April 23, 2005 - **Taylor Harbin** had one of the best games by a Tiger in history. Against the Wolfpack in Raleigh, he went 5-for-5 with three homers, eight RBIs, and five runs to lead the Tigers to a 16-9 win. The three long balls came on consecutive pitches over three at-bats. **Harbin** added a triple and single, and only lacked a double for the cycle. The three home runs tied a school record held by many, while his 16 total bases broke the Clemson record of 15 that was first set by **Dick Hendley** in 1951.

May 19-21, 2005 - Clemson swept #4 Miami (FL) by a combined score of 30-9 at Doug Kingsmore Stadium. It was the first time since 2002 that the Hurricanes were swept in a three-game series. In game-one, Clemson scored 11 runs in the fourth inning on its way to a 15-5 victory. The Tigers



Patrick Hogan was an All-ACC closer who totaled 10 saves in 2004.

handed Cesar Carrillo his first collegiate loss in his 31st career start. The next week, the Tigers downed the Hurricanes 9-1 in the ACC Tournament, giving Clemson a 4-0 record against the Hurricanes in their first season in the ACC.

June 3-5, 2005 - The Tigers swept their way through the Clemson Regional with wins over North Carolina A&T, #22 College of Charleston, and Oral Roberts by a combined score of 26-5. **Andy D'Alessio** had the nation's highest batting average in a regional, as he earned Clemson Regional MVP honors thanks to going 7-for-9 with four doubles, a homer, and four RBIs.

June 11-13, 2005 - Clemson traveled to Texas to play #6 Baylor in the Waco Super Regional. The Tigers won game-one 4-2, but fell in the last two games by scores of 7-1 and 6-1. The Bears advanced to the College World Series.

2005 - Clemson came one win away from a trip to the College World Series. The Tigers finished in the top 20 in all three polls, with a high ranking of #13 by **Collegiate Baseball**. Clemson won 21 ACC regular-season games, finishing second in the standings. The Tigers, who were 19-9 against top-25 ranked teams, started the season 15-13, but went 28-10 the rest of the way. They did all this while playing a difficult schedule, which included 42 of its 66 games against teams that played in the NCAA Tournament. **Kris Harvey** earned first-team All-America honors and tied for second in the nation with 25 home runs. Freshman **Taylor Harbin** earned second-team All-America accolades by **Collegiate Baseball**, as he hit an ACC-best 28 doubles, also second-most in the nation.

February 6, 2006 - Clemson had its earliest #1 ranking in school history when **Baseball America** put the Tigers atop its poll.

April 22 - May 25, 2006 - Clemson had a 17-game winning streak, its longest winning streak since 1995. The streak included 15 straight victories over ACC teams.

May 18, 2006 - Clemson defeated #22 Wake Forest 26-1 at Doug Kingsmore Stadium thanks to 25 hits, including seven home runs. It set a new mark for largest margin of victory (+25) at Doug Kingsmore Stadium.

May 24-28, 2006 - Clemson captured the ACC Tournament crown in Jacksonville, FL with a 4-1 record. **Sean Clark** made a surprise start in the title game against N.C. State and pitched 8.0 masterful innings of one-run and four-hit ball in his first career start in the 8-4 victory. **Tyler Colvin** earned ACC Tournament MVP honors.

The 2005 Tigers advanced to the Waco (TX) Super Regional and were 19-9 against top-25 ranked teams.



June 2-4, 2006 - Clemson won all three of its games in the Clemson Regional, with wins over North Carolina-Asheville, Elon, and Mississippi State, to advance to the super-regional round. **Taylor Harbin** was named tourney MVP.

June 9, 2006 - The Tigers won two close games in the Clemson Super Regional over #14 Oral Roberts to advance to the College World Series. **Tyler Colvin's** walkoff grand slam, the first in school history, gave the Tigers an 11-8 win in the first game, then Clemson scored three runs in the eighth inning to beat the Golden Eagles 6-5.

June 16-20, 2006 - Clemson made its 11th trip to the College World Series. It was also the Tigers 20th straight NCAA Tournament appearance. Clemson defeated Georgia Tech in its opening game, but fell to North Carolina and Cal State Fullerton.

2006 - The Tigers drew 184,946 fans for their 39 home dates, an average of 4,742 per date. **Jack Leggett** was named ACC Coach-of-the-Year after leading the Tigers to a 53-16 overall record, including a 26-9 mark against top-25 ranked teams, an ACC regular-season and tournament title, and a trip to the College World Series. Clemson finished #5 in all three major polls. **Josh Cribb** and **Andy D'Alessio** were named to **Collegiate Baseball's** All-America team. Three Tigers were named to the **NCBWA** All-America team, including **D'Alessio** and **Tyler Colvin** as first-team players, and **Cribb** on the second team. **Colvin** had a 26-game hitting streak, as Clemson had a 25-1 record during that stretch. Ten Tigers were taken in the Major League Draft, highlighted by **Colvin's** first-round pick by the Chicago Cubs.

February 12, 2007 - Clemson moved to #1 in the **Baseball America** and **Collegiate Baseball** polls before it played its first game of the season.

March 25, 2007 - Clemson's 5-0 win at Maryland gave Head Coach **Jack Leggett** his 1,000th win in his 28th season as a Division I head coach. He became the 29th head coach in Division I history and second-youngest at age 53 to reach the 1,000-win mark.

May 11-13, 2007 - Clemson defeated #2 Florida State twice in three games at Tallahassee, FL. It was the Tigers' first series win at Florida State since 1993. The Seminoles entered the series with a 32-2 home record and had not lost back-to-back games all year until the Tigers won the final two games of the series.

May 26, 2007 - **David Kopp** pitched a complete game, the only by a Tiger in 2007, in Clemson's 5-1 victory over #3 Florida State in the ACC Tournament at Jacksonville, FL. The Florida native allowed just six hits, one unearned run, and no walks with seven strikeouts against the nation's best hitting team. It also came against Seminole starter Bryan Henry, who entered the game with a perfect 14-0 record but suffered his first loss of the season. The Tigers went 2-1 in the ACC Tourney, but did not advance to the finals.

Wilson Boyd hit two home runs in the third inning against Mercer on February 24, 2008.

June 1-4, 2007 - Clemson won all three of its games in the Myrtle Beach (SC) Regional, with one win over Saint John's and two victories over host Coastal Carolina to advance to the super-regional round. In the first game, **Brad Chalk** hit a two-out, run-scoring single in the ninth inning to give Clemson the walkoff win after it trailed 2-1 entering the bottom of the ninth inning. Four Tigers had at least three hits apiece in each of the two wins over the Chanticleers. **Andy D'Alessio** was named regional MVP.

June 8, 2007 - The Tigers lost two close games at Mississippi State by scores of 8-6 and 8-5 in the Starkville (MS) Super Regional in front of 26,335 combined fans.

2007 - Clemson averaged 4,810 fans for its 34 home dates and had 163,537 fans in all visit Doug Kingsmore Stadium. **Marquez Smith** was the Tigers' lone First-Team All-ACC selection after Clemson had a 41-23 overall record and 18-12 mark in ACC regular-season games. Clemson finished ranked in the top 15 in all three major polls. **Andy D'Alessio** tied the school record with 59 career home runs. **Brad Chalk** had a streak of 50 straight games reaching base via a hit, walk, or hit-by-pitch that started in 2006 and ended in 2007. Eleven Tigers were selected in the Major League Draft, highlighted by **Daniel Moskos**, who was the #4 overall pick of the draft. Five Tigers were selected in the top-three rounds as well.

February 24, 2008 - For the fourth time in school history, a player hit two home runs in one inning. In the third inning against Mercer at Doug Kingsmore Stadium, **Wilson Boyd** hit a one-out, solo homer. Later in the frame, he belted

a two-out, three-run homer in the Tigers' nine-run inning. Clemson won the game by a score of 10-3.

March 9, 2008 - In the second game of a doubleheader against Wake Forest at Hooks Stadium in Winston-Salem, NC, freshman **Kyle Parker** went 5-for-5 with three homers, a double, five runs, seven RBIs, and 15 totals bases. His last homer, a three-run shot, tied the score in the ninth inning in a game Clemson won by a score of 12-11. **Parker** had just one homer and two RBIs in his career entering the game.

April 20, 2008 - Clemson and Duke played to a 6-6 tie in 10 innings at Jack Coombs Field in Durham, NC. It was the Tigers' first draw since 1987. Clemson scored four runs in the ninth, capped by **Ben Paulsen's** two-out, three-run homer to tie the score. After a scoreless 10th inning, **Kyle Parker** blasted a two-run homer with no outs in the 11th inning. Immediately thereafter, inclement weather halted play. The game was eventually called due to unplayable field conditions, meaning that **Parker's** long ball did not count.

2008 - Clemson finished the season with a 31-27-1 record and did not advance to the NCAA Tournament for the first time since 1986, ending its 21-year streak. Clemson again played one of the nation's toughest schedules, as it was second-toughest according to one unofficial RPI. **D.J. Mitchell** (SP) and **Kyle Parker** (DH/UT) were First-Team All-ACC selections. **Mitchell** had 106 strikeouts in 98.2 innings pitched, while **Parker** was a freshman All-American after hitting .303 with a team-high 14 homers and 50 RBIs. **Doug Hogan** also had a 24-game hitting streak that started in 2007 and ended in 2008.

Assistant Coaches

Year	Assistant	Assistant	Assistant
1958	Jim Partin	Don Wade	
1959	Jim Partin		
1960	Jim Partin		
1961	Bailey Hendley		
1962	Sam Poe		
1963	Coleman Glaze		
1964	Tommy Lyon		
1965	Tommy Lyon	Dick Sargent	
1966	Dale Smith	Sack Bagley	
1967	Ellis Dantzler		
1968			
1969			
1970	Bill Pate		
1971	Eddie Barbary		
1972			
1973			
1974	Bill Prophet		

1975	Kenny Bagwell		
1976	Richard Haynes		
1977	Kenny Bagwell		
1978	Turtle Thomas		
1979	Turtle Thomas	Lin Hamilton	
1980	Turtle Thomas	Lin Hamilton	
1981	Turtle Thomas	*Walker Swain	
1982	Turtle Thomas	*Walker Swain	Rod Delmonico
1983	Turtle Thomas	*Walker Swain	
1984	Turtle Thomas	*Walker Swain	Chip Reese
1985	Turtle Thomas	*Walker Swain	Chip Reese
1986	Dave Littlefield	*Jeff Gilbert	
1987	Dave Littlefield	*Joel Lepel	
1988	Dave Littlefield	*Joel Lepel	
1989	Kurt Seibert	*Joel Lepel	
1990	Kurt Seibert	*Dick Grapenthin	Randy Mazey
1991	Kurt Seibert	*Dick Grapenthin	Randy Mazey
1992	Jack Leggett	*Randy Mazey	Michael Spiers

1993	Jack Leggett	*Randy Mazey	Jim Schlossnagle
1994	Tim Corbin	*John Pawlowski	Gregg Kilby
1995	Tim Corbin	*John Pawlowski	Gregg Kilby
1996	Tim Corbin	*John Pawlowski	Kevin Erminio
1997	Tim Corbin	*John Pawlowski	Kevin Erminio
1998	Tim Corbin	*John Pawlowski	Kevin Erminio
1999	Tim Corbin	*Kevin O'Sullivan	Mike Hampton
2000	Tim Corbin	*Kevin O'Sullivan	Hank King
2001	Tim Corbin	*Kevin O'Sullivan	Shane Carley
2002	Tim Corbin	*Kevin O'Sullivan	Erik Bakich
2003	*Kevin O'Sullivan	Tom Riginos	Bradley LeCroy
2004	*Kevin O'Sullivan	Tom Riginos	Bradley LeCroy
2005	*Kevin O'Sullivan	Tom Riginos	Bradley LeCroy
2006	*Kevin O'Sullivan	Tom Riginos	Russell Triplett
2007	*Kevin O'Sullivan	Tom Riginos	Toby Bicknell
2008	Tom Riginos	*Kyle Bunn	Toby Bicknell

* - pitching coach

Clemson Legend

In his 36 years as a head coach, all in Tigertown, Bill Wilhelm posted a 1,161-536-10 mark, making him the fifth-winningest coach in the history of college baseball at the time of his retirement. Wilhelm has earned his place among the true legends of the college game and still remains tied for the 15th-winningest coach in Division I history.



Serving as head baseball coach at one school for your entire career is quite an accomplishment. Having 36 seasons under your belt is an even greater accomplishment. But spending your entire 36-year career at one school and never having a losing season is incredible.

That is one of just many accomplishments for the former Tiger coach.

Wilhelm coached his first game at Clemson, a 7-5 win against Michigan State, on March 24, 1958, and the victories never stopped during his 36 years and 1,707 games coached.

Wilhelm had five different teams record at least 50 wins, but his 1993 and last edition may have been his most overachieving squad.

The ACC Tournament proved to be magic, as the Tigers went through the five-day tourney with a 5-1 record, including a come-from-behind 11-7 win over N.C. State in the title game.

Clemson received a #2 seed in the Mideast Regional in Knoxville, TN, the sixth-straight year the Tigers were a #1 or #2 seed heading into NCAA postseason action. During play in the regional, the 1993 Tigers set the Clemson record for wins against top-25 teams in a season with 13, so the 45 wins were accomplished against a standout schedule. Thirty-two of the 65 games were against teams that participated in the NCAA Tournament.

Although he had many rewarding years at Clemson, the 1991 season was his most successful in terms of wins. The Tigers ran up a 60-10 record that season, the best record in the nation, captured the ACC regular-season

title, swept the ACC Tourney and the NCAA Northeast Regional, and earned a berth to the College World Series. That number of wins set a league record for victories in a season, breaking the old record of 54, set by the 1987 and 1988 teams.

Wilhelm's team of 1991 ranked #4 in **Baseball America's** final poll. The trip to Omaha marked the sixth of his coaching career, and the Tigers' ACC title was his 10th as head coach. He was named District III Diamond Baseball Coach-of-the-Year along with ACC Coach-of-the-Year in 1991.

In his last seven seasons at Clemson, Wilhelm took the Tigers to the NCAA Tourney seven times, and his teams posted a 356-115-1 record during that period, an average of nearly 51 wins a year. He took a team to the NCAA Tourney 17 times in his career, tops for an ACC coach.

Wilhelm's 1,161 wins are one of the highest victory totals in any sport by an ACC head coach. He posted a record of 450-188-1 against ACC teams, a 70.5-percent winning mark. That figure includes the ACC Tourney and regular-season games that did not count in the ACC standings. In regular-season play against the league, Wilhelm had a 381-158-1 mark, a 70.6 winning percentage.

The Tigers have captured 14 ACC titles outright, more than any other team, and Wilhelm

All-Time Winningest Division I Coaches

Rk	Head Coach	Current/Last School	Years	W	L	T	Win %
1.	* Gene Stephenson	Wichita State	31	1653	550	3	.750
2.	* Augie Garrido	Texas	37	1582	715	7	.688
3.	* Mike Martin	Florida State	29	1538	520	4	.747
4.	Cliff Gustafson	Texas	29	1427	373	2	.792
5.	Ron Polk	Mississippi State	35	1373	702	2	.662
6.	Rod Dedeaux	Southern California	44	1342	597	16	.691
7.	* Mark Marquess	Stanford	32	1326	669	7	.664
8.	Bob Bennett	Fresno State	34	1300	757	8	.631
9.	Ron Fraser	Miami (FL)	30	1267	440	9	.741
10.	Jack Stallings	Georgia Southern	39	1255	799	10	.610
11.	Larry Cochell	Oklahoma	35	1235	762	3	.618
12.	Jim Dietz	San Diego State	31	1230	751	18	.620
13.	Richard Jones	Illinois	36	1214	719	6	.628
14.	* Jim Morris	Miami (FL)	27	1199	499	4	.706
15.	Bill Wilhelm	Clemson	36	1161	536	10	.683
	Norm DeBriyn	Arkansas	33	1161	650	6	.641
17.	Jack Coffey	Fordham	47	1160	482	13	.705
18.	Chuck Brayton	Washington State	33	1158	525	6	.687
19.	Jay Bergman	Central Florida	30	1148	651	1	.638
20.	Jim Brock	Arizona State	23	1099	441	1	.713

* - active; Note: Records are through the 2008 season; only includes records as a head coach at a Division I school.

was the mentor for 11 of them. Clemson has either won or tied for the regular-season title 23 times, and Wilhelm was the head coach on 19 of those occasions. He had 10 consecutive years (1973-82) where the Tigers either won the ACC regular-season or tournament title.

Wilhelm, a native of China Grove, NC, played at N.C. State for two years before signing with the Saint Louis Cardinals in June of 1950. After one year of pro baseball, he entered military service, where he spent two years. He played service ball and spent two more years in the professional ranks before going back to college. He entered Catawba (Salisbury, NC) and received his degree in January of 1957.

Upon graduation, Wilhelm began work on his master's degree at North Carolina. At the same time, he served as an assistant coach for the Tar Heels under Head Coach Walter Rabb and played catcher for Greensboro in the Carolina League. In August of 1958, Wilhelm received his graduate degree from North Carolina while he served as head coach at Clemson. He coached the Tigers to the College World Series each of his first two seasons with the program.

In the spring of 1957, when North Carolina played at Clemson, Tiger Athletic Director Frank Howard asked Rabb to recommend a new baseball coach for Clemson so that the Tigers' head coach (Bob Smith) could become a full-time football coach. Howard took Rabb's advice and hired Wilhelm.

Wilhelm's Milestone Wins

Win	Date	Opponent	Score
1	3-24-1958	Michigan State	7-5
100	4-2-1960	Georgia	11-10
200	4-16-1968	South Carolina	6-5
300	3-17-1972	Georgia Southern	2-1
400	3-11-1976	Maryland	6-0
500	4-12-1978	Newberry	6-1
600	3-14-1981	Winthrop	9-5
700	3-12-1984	Marshall	8-1
800	5-5-1986	South Carolina	7-6
900	4-21-1988	Georgia Tech	7-4
1000	4-29-1990	Georgia Tech	17-10
1100	4-8-1992	South Carolina	5-3
1161	5-29-1993	Fresno State	10-3

Note: Home games in bold.

Bill Wilhelm won 1,161 games in 36 seasons at Clemson. He never had a losing season and took the Tigers to six College World Series.



Year-By-Year Team Records



Head Coach	Year	W	L	T	Win %
R.T.V. Bowman	1896	0	2	0	.000
	1897	No Team			
R.T.V. Bowman	1898	2	4	0	.333
Unknown	1899	4	3	0	.571
Unknown	1900	8	2	0	.800
John Heisman	1901	10	2	1	.808
John Heisman	1902	9	3	0	.750
John Heisman	1903	9	1	0	.900
John McMakin	1904	8	6	1	.567
John McMakin	1905	6	8	1	.433
Phillip Sitton					
John McMakin	1906	6	10	1	.382
Frank Shaughnessy	1907	9	7	1	.559
Robert Lynch	1908	6	11	0	.353
Jesse Reynolds	1909	10	12	0	.455
Joe Holland	1910	10	11	0	.476
Frank Dobson	1911	13	10	0	.565
Frank Dobson	1912	11	6	0	.647
Frank Dobson	1913	13	5	0	.722
Coach Robertson	1914	16	6	0	.727
Vet Sitton	1915	13	7	0	.650
Vet Sitton	1916	13	11	1	.540
Country Morris	1917	13	13	0	.500
Edward Donahue	1918	11	6	0	.647
Edward Donahue	1919	6	15	1	.295
Country Morris	1920	4	15	0	.210
Larry Conover	1921	5	14	0	.263
L.V.H. Durfee	1922	11	8	0	.579
L.V.H. Durfee	1923	12	6	1	.658
L.V.H. Durfee	1924	6	10	0	.375
Thomas May	1925	11	14	0	.440
Cul Richards	1926	8	11	0	.420
Tink Gillam	1927	11	13	1	.460
Joe Guyon	1928	12	9	2	.565
Joe Guyon	1929	15	11	1	.574
Joe Guyon	1930	9	14	0	.391
Joe Guyon	1931	6	2	0	.750
Jess Neely	1932	14	6	0	.700
Jess Neely	1933	11	11	0	.500
Jess Neely	1934	8	8	1	.500
Jess Neely	1935	16	7	1	.688
Jess Neely	1936	6	11	0	.353
Jess Neely	1937	7	12	0	.368
Jess Neely	1938	6	12	0	.333
Randy Hinson	1939	10	7	0	.588
Randy Hinson	1940	12	2	2	.813
Tom Rogers	1941	10	6	0	.625
Tom Rogers	1942	8	8	0	.500
Frank Howard	1943	12	3	0	.800
	1944	No Team			
Walter Cox	1945	7	6	0	.538
Randy Hinson	1946	12	5	0	.706
Randy Hinson	1947	24	5	0	.828
Walter Cox	1948	14	12	1	.537
Walter Cox	1949	11	12	0	.478
Walter Cox	1950	20	11	0	.625
Walter Cox	1951	18	7	0	.720
Bob Smith	1952	10	12	0	.455
Bob Smith	1953	11	6	0	.647



John Heisman



Joe Guyon



Walter Cox



Jack Leggett

Head Coach	Year	W	L	T	Win %	ACC	Finish	BA-CB-SW
Bob Smith	*1954	14	10	0	.583	8-4	1st	
Bob Smith	1955	7	11	0	.389	5-9	7th	
Bob Smith	1956	4	14	2	.250	2-10-2	7th	
Bob Smith	1957	6	12	0	.333	3-11	8th	
Bill Wilhelm	*1958	22	8	0	.733	12-3	1st	
Bill Wilhelm	*1959	24	8	0	.750	11-3	1st	NP-7-NP
Bill Wilhelm	1960	11	10	1	.523	7-6	4th	
Bill Wilhelm	1961	12	11	0	.522	6-8	5th	
Bill Wilhelm	1962	17	8	0	.680	8-6	T-3rd	
Bill Wilhelm	1963	15	11	0	.577	9-5	T-2nd	
Bill Wilhelm	1964	13	13	0	.500	6-7	T-4th	
Bill Wilhelm	1965	18	10	2	.663	9-5	2nd	
Bill Wilhelm	1966	20	7	2	.724	9-4	2nd	
Bill Wilhelm	*1967	29	9	0	.763	11-2	1st	NP-7-NP
Bill Wilhelm	1968	27	14	0	.659	11-7	4th	
Bill Wilhelm	1969	27	17	2	.609	12-8-1	3rd	
Bill Wilhelm	1970	32	16	0	.667	14-8	2nd	NP-18-NP
Bill Wilhelm	1971	27	14	0	.659	10-5	2nd	NP-22-NP
Bill Wilhelm	1972	19	15	0	.559	6-7	5th	
Bill Wilhelm	1973	24	16	0	.600	10-2	T-1st	
Bill Wilhelm	1974	23	15	0	.605	10-1	1st	
Bill Wilhelm	1975	33	10	0	.767	10-2	T-1st	NP-25-NP
Bill Wilhelm	*1976	36	15	0	.706	10-2	1st	NP-5-NP
Bill Wilhelm	1977	42	10	0	.808	9-1	1st	NP-5-NP
Bill Wilhelm	*1978	39	14	0	.736	10-2	1st	NP-25-NP
Bill Wilhelm	*1979	40	15	0	.727	10-1	1st	NP-9-NP
Bill Wilhelm	*1980	38	21	0	.644	6-5	3rd	NP-4-NP
Bill Wilhelm	*1981	34	24	0	.586	10-4	T-1st	
Bill Wilhelm	1982	37	22	0	.627	10-2	1st	
Bill Wilhelm	1983	30	20	1	.598	6-5	3rd	
Bill Wilhelm	1984	38	17	0	.691	12-2	T-1st	
Bill Wilhelm	1985	36	30	1	.545	9-4	T-1st	
Bill Wilhelm	1986	42	21	0	.667	9-4	3rd	
Bill Wilhelm	1987	54	14	1	.790	16-5	2nd	10-10-NP
Bill Wilhelm	1988	54	14	0	.794	18-2	1st	15-21-NP
Bill Wilhelm	*1989	50	20	0	.714	13-5	2nd	14-14-NP
Bill Wilhelm	1990	43	23	0	.651	14-6	2nd	
Bill Wilhelm	*1991	60	10	0	.857	18-3	1st	4-8-NP
Bill Wilhelm	1992	50	14	0	.781	19-5	1st	7-10-NP
Bill Wilhelm	*1993	45	20	0	.692	11-11	5th	17-17-16
Jack Leggett	*1994	57	18	0	.760	20-4	1st	4-9-9
Jack Leggett	1995	54	14	0	.794	20-4	1st	8-8-8
Jack Leggett	1996	51	17	0	.750	17-7	2nd	5-4-4
Jack Leggett	1997	41	23	0	.641	13-10	4th	NR-NR-24
Jack Leggett	1998	43	16	0	.729	14-9	T-2nd	21-23-19
Jack Leggett	1999	42	27	0	.609	13-10	3rd	17-13-14
Jack Leggett	2000	51	18	0	.739	17-7	2nd	7-6-5
Jack Leggett	2001	41	22	0	.650	17-7	2nd	17-13-14
Jack Leggett	2002	54	17	0	.761	16-8	4th	3-3-3
Jack Leggett	2003	39	22	0	.639	15-9	T-3rd	
Jack Leggett	2004	39	26	0	.600	14-10	T-4th	
Jack Leggett	2005	43	23	0	.652	21-9	2nd	14-13-16
Jack Leggett	*2006	53	16	0	.768	24-6	^1st	5-5-5
Jack Leggett	2007	41	23	0	.641	18-12	^2nd	15-12-13
Jack Leggett	2008	31	27	1	.534	11-18-1	^4th	
Totals	111 seasons	2435	1349	30	.642	649-322-4		

* - ACC Champion; ^ - Atlantic Division; Note: No Baseball America poll prior to 1981; no Sports Weekly poll prior to 1993.

Coaching Records

Head Coach	Years	ACC				Overall			
		W	L	T	Win %	W	L	T	Win %
R.T.V. Bowman	(2) 1896,98					2	6	0	.250
Unknown	(2) 1899,00					12	5	0	.706
John Heisman	(3) 1901-03					28	6	1	.814
John McMakin	(3) 1904-06					20	24	3	.457
Frank Shaughnessy	(1) 1907					9	7	1	.559
Robert Lynch	(1) 1908					6	11	0	.353
Jesse Reynolds	(1) 1909					10	12	0	.455
Joe Holland	(1) 1910					10	11	0	.476
Frank Dobson	(3) 1911-13					37	21	0	.638
Coach Robertson	(1) 1914					16	6	0	.727
Vet Sitton	(2) 1915,16					26	18	1	.589
Country Morris	(2) 1917,20					17	28	0	.378
Edward Donahue	(2) 1918,19					17	21	1	.449
Larry Conover	(1) 1921					5	14	0	.263

Head Coach	Years	ACC				Overall			
		W	L	T	Win %	W	L	T	Win %
L.V.H. Durfee	(3) 1922-24					29	24	1	.546
Thomas May	(1) 1925					11	14	0	.440
Cul Richards	(1) 1926					8	11	0	.421
Tink Gillam	(1) 1927					11	13	1	.460
Joe Guyon	(4) 1928-31					42	36	3	.537
Jess Neely	(7) 1932-38					68	67	2	.504
Randy Hinson	(4) 1939,40,46,47					58	19	2	.747
Tom Rogers	(2) 1941,42					18	14	0	.563
Frank Howard	(1) 1943					12	3	0	.800
Walter Cox	(5) 1945,48-51					70	48	1	.592
Bob Smith	(6) 1952-57	18	34	2	.352	52	65	2	.445
Bill Wilhelm	(36) 1958-93	381	158	1	.706	1161	536	10	.683
Jack Leggett	(15) 1994-08	250	130	1	.657	680	309	1	.687
Totals	111 seasons	649	322	4	.668	2435	1349	30	.642



All-Time Results

1896 (0-2)

Head Coach: R.T.V. Bowman (1st)

Date	St	W-L	Score	Opponent
4-24	H	L	13-20	Furman
5-9	A	L	11-14	Furman

1897 (No Team)

1898 (2-4)

Head Coach: R.T.V. Bowman (2nd)

Date	St	W-L	Score	Opponent
4-8	A	L	4-10	Erskine
4-9	A	W	6-1	Erskine
4-16	A	L	2-5	Furman
4-23	H	W	14-3	Furman
5-7	A	L	4-13	Wofford
5-14	H	L	14-15	Furman

1899 (4-3)

Head Coach: Unknown

Date	St	W-L	Score	Opponent
3-29	H	L	3-14	Cornell
4-1	A	L	5-6	Wofford
4-8	N1	W	6-2	Erskine
4-28	A	L	4-9	Erskine
5-11	A	W	11-3	College of Charleston
5-12	A	W ⁽⁶⁾	21-8	South Carolina
5-20	H	W	11-3	College of Charleston

N1 - Anderson, SC

1900 (8-2)

Head Coach: Unknown

Date	St	W-L	Score	Opponent
3-27	H	W	9-7	Cornell
4-7	N1	W	6-2	Erskine
4-14	A	W	5-1	Furman
4-20	N2	L	7-13	Erskine
4-27	H	L	0-6	Wofford
5-7	H	W	12-0	College of Charleston
5-9	H	W	9-0	The Citadel
5-11	A	W	2-1	Newberry
5-12	A	W	5-4	South Carolina
5-16	A	W	13-3	Georgia

N1 - Anderson, SC; N2 - Greenwood, SC

1901 (10-2-1)

Head Coach: John Heisman (1st)

Date	St	W-L	Score	Opponent
3-29	H	W	8-0	Auburn
3-30	H	W	11-4	Auburn
4-6	N1	L	0-14	North Carolina
4-12	A	L	6-7	Mercer
4-13	A	W	6-3	Mercer
4-23	H	W	25-2	Georgia
4-26	H	W	7-5	Wofford
4-30	H	W	14-1	Wake Forest
5-3	A	W	8-5	Wofford
5-8	H	T ⁽⁸⁾	2-2	North Carolina
5-9	H	W	17-2	The Citadel
5-10	A	W ⁽⁸⁾	15-8	Erskine
5-11	A	W	12-4	South Carolina

N1 - Charlotte, NC

1902 (9-3)

Head Coach: John Heisman (2nd)

Date	St	W-L	Score	Opponent
3-29	N1	L	5-16	North Carolina
4-1	H	W	10-2	Hobart
4-3	H	W ⁽⁸⁾	6-2	Cornell
4-5	N2	W ⁽⁷⁾	9-0	\$ Virginia Tech
4-7	A	W	4-2	The Citadel
4-11	H	W	11-3	Mercer
4-12	A	L	4-12	Georgia Tech
4-17	H	L	1-2	Georgia
4-25	A	W	1-0	Newberry
4-26	A	W	3-1	South Carolina
5-9	A	W	11-3	Furman
5-13	H	W	6-3	Wofford

\$ - forfeited in the seventh inning with Clemson ahead 25-0; N1 - Charlotte, NC; N2 - Charleston, SC

1903 (9-1)

Head Coach: John Heisman (3rd)

Date	St	W-L	Score	Opponent
4-4	H	W	11-0	Davidson
4-10	A	W	13-8	Georgia
4-11	A	W	5-1	Georgia Tech
4-13	A	W ⁽⁵⁾	3-0	Auburn

4-14 A W 5-3 Mercer

4-18 H L 2-5 Erskine

4-21 H W 18-3 Wake Forest

5-1 A W 10-4 Wofford

5-6 A W 6-5 Newberry

5-11 H W 11-1 Wofford

1904 (8-6-1)

Head Coach: John McMakin (1st)

Date	St	W-L	Score	Opponent
3-28	H	T	2-2	Newberry
4-2	A	W	5-3	Erskine
4-9	H	L	1-2	Furman
4-12	H	L	3-5	Wofford
4-18	N1	L	3-6	Davidson
4-19	A	W	15-1	Belmont Abbey
4-22	A	W	4-1	Georgia Tech
4-23	A	L	3-4	Georgia Tech
4-23	A	L ⁽¹²⁾	3-6	Georgia
4-27	A	L ⁽¹⁰⁾	2-4	Wofford
4-29	A	W	7-5	Mercer
4-30	A	W	12-4	Mercer
5-6	N2	W	11-1	Erskine
5-7	N2	W	15-8	Duke
5-14	H	W	11-1	Georgia Tech

N1 - Charlotte, NC; N2 - Anderson, SC

1905 (6-8-1)

Head Coach: John McMakin (2nd)

Date	St	W-L	Score	Opponent
4-1	H	L	2-3	Georgia
4-8	H	W ⁽⁷⁾	8-3	Erskine
4-12	H	W ⁽¹¹⁾	4-3	Duke
4-14	A	L	0-2	Mercer
4-15	A	W	6-1	Mercer
4-22	A	L	4-5	Georgia Tech ⁽¹⁾
4-22	A	W	5-3	Georgia Tech ⁽²⁾
5-1	A	L	1-3	Newberry
5-3	A	W	10-4	Wofford
5-5	A	L	1-8	Furman
5-6	A	W	10-5	Erskine
5-10	H	L	1-2	Furman
5-13	A	L	2-5	Georgia
5-19	A	L	6-8	Furman

5-20 N1 T 3-3 Wofford

N1 - Anderson, SC

1906 (6-10-1)

Head Coach: John McMakin (3rd)

Date	St	W-L	Score	Opponent
3-24	A	L	1-3	Georgia Tech
3-31	A	L	2-9	Georgia ⁽¹⁾
3-31	A	L	3-4	Georgia ⁽²⁾
4-7	H	L	6-7	Furman
4-12	H	W	13-4	Duke
4-20	A	L	0-4	Mercer
4-21	A	T ⁽¹³⁾	3-3	Mercer
4-25	A	W	9-2	Wofford
4-26	N1	W	8-0	Presbyterian
4-27	N1	W	11-5	Furman
4-28	A	L	3-6	Newberry
4-30	H	L	0-6	Georgia Tech
5-4	N2	L	0-7	Duke
5-5	A	L	3-4	Furman
5-11	H	W	19-5	Wofford
5-12	N3	W	7-1	Wofford
5-19	H	L	2-4	Newberry

N1 - Greenwood, SC; N2 - Charlotte, NC; N3 - Anderson, SC

1907 (9-7-1)

Head Coach: Frank Shaughnessy (1st)

Date	St	W-L	Score	Opponent
3-23	A	W	15-1	Presbyterian
3-30	H	W	4-2	South Carolina
4-5	A	L	2-4	Georgia Tech
4-6	A	T	2-2	Georgia Tech
4-12	H	W	8-0	Presbyterian
4-13	A	W	7-5	Georgia
4-18	H	L	1-3	Erskine
4-20	H	L	0-2	Georgia
4-25	A	W	10-1	Wofford
4-26	N1	L	2-10	Furman
4-27	A	W	5-1	Newberry
4-29	A	L	2-6	South Carolina
4-30	A	L	2-5	Erskine
5-3	N2	L	4-5	Duke
5-4	N2	W	3-0	Duke
5-11	A	W	11-8	Furman
5-18	H	W	7-1	Newberry

N1 - Greenwood, SC; N2 - Charlotte, NC

1908 (6-11)

Head Coach: Robert Lynch (1st)

Date	St	W-L	Score	Opponent
3-28	H	W	7-2	Presbyterian
4-3	A	L	2-4	Georgia Tech
4-4	A	L ⁽¹¹⁾	4-5	Georgia Tech
4-9	H	L	2-4	South Carolina
4-11	H	W	11-1	Furman
4-14	H	L	4-6	Wofford
4-17	H	W	5-4	Erskine
4-23	A	L	7-8	Newberry
4-24	N1	W	8-2	Furman
4-30	A	L	2-4	Wofford
5-1	N2	L	3-5	Duke
5-2	N3	L	0-1	Duke
5-8	A	L	0-8	Georgia
5-9	A	L	0-6	Georgia ⁽¹⁾
5-9	A	L	0-7	Georgia ⁽²⁾
5-13	H	W	4-3	Newberry
5-16	A	W	4-2	Newberry

N1 - Greenwood, SC; N2 - Charlotte, NC; N3 - Winston-Salem, NC


1909 (10-12)

Head Coach: Jesse Reynolds (1st)

Date	St	W-L	Score	Opponent
3-29	H	W	5-4	Riverside Military
4-2	H	W	2-0	Georgia
4-3	H	W	10-3	Georgia
4-5	H	W	15-4	North Georgia
4-6	H	L	2-6	North Georgia
4-7	H	W	6-3	Erskine
4-10	A	W	7-6	Furman
4-14	A	L	2-4	Riverside Military



John Heisman, a name synonymous with college football, coached the Tiger baseball team to a 28-6-1 (.814) record from 1901-03. His winning percentage is still the highest in school history.



Cad Coles, who played at Clemson in the early 1900s, was one of the first Tigers to play in the Major Leagues.

4-15	A	L	3-5	Gordon Military
4-16	A	W	7-4	Mercer
4-17	A	L	2-6	Mercer
4-21	H	L	7-8	Duke
4-22	A	L	2-3	Wofford
4-24	N1	L	1-4	Duke ⁽¹⁾
4-24	N1	L	0-1	Duke ⁽²⁾
4-29	A	L	0-3	Newberry
4-30	N2	L	5-6	Furman
5-1	A	L	0-3	Erskine
5-4	H	W	6-2	Wofford
5-7	A	L	0-3	South Carolina
5-8	A	W	4-2	South Carolina
5-11	H	W	8-2	Newberry

1910 (10-11)				
Head Coach: Joe Holland (1st)				
Date	St	W-L	Score	Opponent
3-25	H	L	1-8	Erskine
3-26	H	W	4-0	Erskine
3-28	H	W	4-2	Riverside Military
4-1	A	W	1-0	Georgia
4-2	A	L	0-5	Georgia
4-8	H	W	2-1	Duke
4-9	H	L	3-14	Duke
4-14	A	W	8-1	Wofford ⁽¹⁾
4-14	A	W	5-4	Wofford ⁽²⁾
4-15	A	L	4-8	Newberry
4-16	A	W	5-3	Newberry
4-22	H	W	5-0	Furman
4-23	H	W ⁽¹⁾	3-2	Furman
4-29	N1	W	6-5	Erskine ⁽¹⁾
4-29	N1	L ⁽¹⁾	2-3	Erskine ⁽²⁾
4-30	A	L	6-8	Presbyterian
5-13	A	L	0-5	Georgia Tech
5-14	A	L ⁽⁷⁾	0-4	Georgia Tech ⁽¹⁾
5-14	A	L ⁽⁷⁾	3-11	Georgia Tech ⁽²⁾
5-16	A	L	2-4	Mercer
5-17	A	L	1-9	Mercer

1911 (13-10)				
Head Coach: Frank Dobson (1st)				
Date	St	W-L	Score	Opponent
3-27	H	L	2-5	Georgia
3-28	H	L	0-3	Georgia
3-31	A	W	2-1	Erskine
4-1	A	W	8-3	Erskine
4-3	H	W	6-3	College of Charleston
4-7	A	W	4-0	Furman
4-14	H	W	2-1	Newberry

4-15	H	W	3-2	Newberry
4-21	H	W	6-0	Presbyterian
4-22	H	W	6-2	Presbyterian
4-26	A	W	8-5	Wofford
4-27	N1	L	0-7	Duke ⁽¹⁾
4-27	N1	L	5-9	Duke ⁽²⁾
4-28	A	W	6-1	College of Charleston
4-29	A	W	3-0	The Citadel
5-1	A	W	6-4	Furman
5-5	H	W	6-0	Wofford
5-6	H	L	2-3	Wofford
5-10	A	L ⁽⁸⁾	0-6	Mercer ⁽¹⁾
5-10	A	L ⁽⁷⁾	5-11	Mercer ⁽²⁾
5-12	A	L ⁽¹²⁾	6-7	Auburn
5-13	A	L ⁽⁶⁾	4-5	Auburn ⁽¹⁾
5-13	A	L	2-3	Auburn ⁽²⁾

1912 (11-6)				
Head Coach: Frank Dobson (2nd)				
Date	St	W-L	Score	Opponent
3-29	A	L	0-8	Georgia
3-30	A	L	1-5	Georgia
4-3	H	W	6-0	College of Charleston
4-5	H	W	6-3	Erskine
4-6	H	W	4-3	Erskine
4-12	A	W	6-4	Georgia Tech
4-13	A	L	2-4	Georgia Tech
4-19	H	W	8-3	Furman
4-24	A	L ⁽¹⁰⁾	2-3	Wofford
4-25	A	W	4-2	Wofford
4-26	A	W	4-3	Newberry
4-27	A	L	1-4	Newberry
5-3	A	W	3-2	Presbyterian
5-4	A	W	5-1	Presbyterian
5-6	H	W	2-1	Auburn
5-7	H	W	4-3	Auburn
5-8	H	L	0-4	Auburn

1913 (13-5)				
Head Coach: Frank Dobson (3rd)				
Date	St	W-L	Score	Opponent
3-28	A	L	0-3	Georgia Tech
3-29	A	L	1-3	Georgia Tech
4-4	H	W	10-8	Georgia
4-5	H	L	4-10	Georgia
4-8	A	W	9-3	Furman
4-12	A	W	3-2	Erskine
4-15	H	W	5-0	\$ Erskine
4-18	H	W	5-1	Presbyterian
4-25	H	L	1-6	Wake Forest
4-26	H	W	4-0	Furman
4-30	A	W	14-5	Wofford
5-1	A	W	9-0	Wofford
5-2	A	W	11-1	Presbyterian
5-3	A	W	10-3	Newberry
5-5	H	W	6-5	Newberry
5-8	A	L	3-9	Auburn
5-9	A	W	18-4	Auburn
5-10	A	W	5-3	Auburn

1914 (16-6)				
Head Coach: Coach Robertson (1st)				
Date	St	W-L	Score	Opponent
3-27	A	W	6-3	Georgia
3-28	A	L ⁽¹¹⁾	6-7	Georgia
4-3	H	W ⁽¹¹⁾	2-1	Erskine
4-4	H	W ⁽⁷⁾	8-0	Erskine
4-10	A	W ⁽¹⁰⁾	7-3	Mercer
4-11	A	L	5-7	Mercer
4-15	H	W	6-5	Wofford
4-16	H	W	5-0	The Citadel
4-18	H	W	5-1	Furman
4-21	A	L	9-10	Furman
4-24	N1	W	9-1	Erskine ⁽¹⁾
4-24	N1	W	6-0	Erskine ⁽²⁾
4-29	A	W	7-3	Presbyterian
4-30	A	W	6-2	Presbyterian
5-1	A	W	7-4	Newberry
5-2	A	W	15-9	Newberry
5-6	A	L	6-7	Wofford

5-7	A	W	7-6	Wofford
5-9	A	W	5-1	Furman
5-14	H	L	4-5	Auburn
5-15	H	W	13-5	Auburn
5-16	H	L	2-6	Auburn

N1 - Rock Hill, SC

1915 (13-7)				
Head Coach: Vet Sittin (1st)				
Date	St	W-L	Score	Opponent
3-26	N1	W	3-2	Furman
4-3	H	W	10-2	Furman
4-9	A	L	1-2	Erskine
4-10	A	L	6-8	Erskine
4-13	H	W	7-4	Richmond
4-14	A	W	7-4	Wofford
4-15	A	W	12-1	Wofford
4-17	H	W	13-3	The Citadel
4-27	H	W	8-2	Presbyterian
4-28	H	W	2-1	Presbyterian
4-30	H	L	3-6	Georgia
5-1	H	L	3-9	Georgia
5-8	A	L	3-10	Auburn ⁽¹⁾
5-8	A	L ⁽⁷⁾	1-3	Auburn ⁽²⁾
5-8	A	L ⁽⁷⁾	0-2	Auburn ⁽³⁾
5-13	H	W	18-7	Newberry
5-14	H	W	14-1	Newberry
5-15	A	W	10-1	Furman
5-17	N2	W	8-2	Furman
5-18	N2	W	5-3	Furman

N1 - Anderson, SC; N2 - Greenwood, SC

1916 (13-11-1)				
Head Coach: Vet Sittin (2nd)				
Date	St	W-L	Score	Opponent
3-27	H	W	4-2	\$ West Virginia Wesleyan
3-29	H	L	2-3	Erskine
4-4	H	W	6-0	Wofford
4-8	A	W	12-3	Erskine
4-11	H	W	4-2	The Citadel
4-12	H	W	16-1	The Citadel
4-13	H	W	11-1	Virginia Tech
4-14	H	L	3-4	Virginia Tech
4-18	A	W	7-0	Wofford
4-19	A	L	3-4	Furman
4-21	A	L	1-4	Georgia
4-22	A	L ⁽¹¹⁾	4-6	Georgia
4-24	N1	L	2-3	Wofford
4-25	N1	T ⁽¹⁷⁾	0-0	Furman
4-27	A	W	16-6	Duke
4-28	A	L	4-5	Duke
4-29	A	W	2-0	# Virginia Military
5-1	A	L	7-10	Virginia Tech
5-5	N1	W	5-4	Auburn
5-6	H	L	1-9	Auburn ⁽¹⁾
5-6	H	L	1-3	Auburn ⁽²⁾
5-8	H	W	3-0	Duke
5-9	H	W	13-3	Duke
5-12	N1	L	0-4	South Carolina
5-13	N1	W	7-5	South Carolina

\$ - first baseball game played on Riggs Field;
- no-hit game; N1 - Anderson, SC

1917 (13-13)				
Head Coach: Country Morris (1st)				
Date	St	W-L	Score	Opponent
3-28	H	L	3-9	West Virginia Wesleyan
3-29	H	L	5-6	West Virginia Wesleyan
3-30	H	W	2-1	Erskine
3-31	A	W	3-0	Erskine
4-2	A	L	1-2	South Carolina
4-3	A	W	18-2	South Carolina
4-6	H	W	2-1	Wofford
4-7	H	W	9-2	Oglethorpe
4-10	H	W	15-1	Furman
4-13	A	L ⁽¹³⁾	0-1	Presbyterian
4-14	A	W	6-3	Newberry
4-16	H	W	4-2	South Carolina
4-17	H	W	6-3	South Carolina
4-20	N1	W	2-1	Georgia
4-21	N1	L	2-3	Georgia
4-25	H	L	2-3	Georgia Tech

4-26	H	L	1-5	Georgia Tech
5-4	A	L	0-7	Auburn
5-5	A	L	3-8	Auburn
5-6	A	W ⁽⁷⁾	7-4	Auburn
5-8	A	L	3-5	Mercer ⁽¹⁾
5-8	A	L ⁽⁷⁾	1-2	Mercer ⁽²⁾
5-9	A	L	2-8	Georgia
5-12	H	L	1-2	Newberry
5-17	A	W	1-0	Wofford
5-18	A	W	7-5	Wofford

N1 - Anderson, SC

1918 (11-6)				
Head Coach: Edward Donahue (1st)				
Date	St	W-L	Score	Opponent
4-5	H	L	1-2	North Carolina
4-10	H	W ⁽¹¹⁾	4-3	Wofford
4-12	H	L	2-3	Oglethorpe
4-13	H	W	7-6	Oglethorpe
4-16	H	W	7-2	Wake Forest
4-20	A	W	8-3	Furman
4-23	H	W	6-5	Georgia
4-24	H	L	0-2	Georgia
4-27	H	W	3-2	Erskine
5-2	H	L	1-2	Guilford
5-3	H	L	2-5	Guilford
5-6	A	W	8-3	Oglethorpe
5-7	A	W	7-3	Oglethorpe
5-9	H	W ⁽⁸⁾	7-0	Furman
5-16	A	W	3-0	Wofford
5-17	A	W	3-2	South Carolina
5-18	A	L ⁽¹²⁾	2-3	South Carolina

1919 (6-15-1)				
Head Coach: Edward Donahue (2nd)				
Date	St	W-L	Score	Opponent
3-25	H	L	0-2	Furman
4-5	A	L	0-5	Georgia Tech ⁽¹⁾
4-5	A	L ⁽⁷⁾	3-9	Georgia Tech ⁽²⁾
4-7	A	L	0-1	Georgia
4-10	A	L	0-9	Georgia
4-12	H	L	4-6	Newberry
4-14	H	L	2-8	Duke
4-15	H	L ⁽¹²⁾	1-3	Duke
4-18	H	L	2-8	Alabama
4-19	H	W ⁽¹¹⁾	4-3	Alabama
4-23	H	L	6-7	Georgia
4-24	H	T ⁽¹¹⁾	2-2	Georgia
4-25	H	L	1-2	South Carolina
4-26	H	W	8-2	South Carolina
4-28	H	L	1-2	Presbyterian
5-1	N1	L	1-6	Erskine
5-6	H	L	7-10	Wofford
5-9	H	W	8-3	The Citadel
5-14	A	L	0-3	Erskine
5-15	A	W	3-1	Newberry
5-16	A	W	4-0	South Carolina
5-17	A	W	1-0	South Carolina

N1 - Anderson, SC

1920 (4-15)				
Head Coach: Country Morris (2nd)				
Date	St	W-L	Score	Opponent
4-2	H	L	2-6	Georgia
4-3	H	L	0-3	Georgia
4-5	H	L ⁽⁷⁾	0-10	Auburn
4-6	H	L	2-15	Auburn
4-10	A	L ⁽¹²⁾	4-5	Furman
4-15	A	L	0-1	Newberry
4-16	A	W ⁽⁸⁾	14-9	South Carolina
4-17	A	W	14-5	South Carolina
4-23	A	L	1-2	Georgia Tech
4-24	A	L ⁽¹⁰⁾	4-5	Georgia Tech
4-27	H	W	6-2	Presbyterian
4-29	H	L	3-6	Elon
5-1	H	L	0-3	Erskine
5-4	H	L	0-5	Wofford
5-8	A	L	5-7	Presbyterian
5-11	H	W	5-3	South Carolina
5-12	H	L	5-8	South Carolina
5-14	A	L	1-5	Georgia
5-15	A	L	0-8	Georgia

1921 (5-14)

Head Coach: Larry Conover (1st)

Date	St	W-L	Score	Opponent
3-25	H	L ⁽¹⁰⁾	1-2	Georgia
3-26	H	L	2-10	Georgia
4-1	A	L	0-7	Georgia Tech
4-2	A	L	0-10	Georgia Tech
4-5	H	W	3-2	Erskine
4-8	A	L	1-12	Auburn
4-9	A	L	1-12	Auburn
4-13	H	L	1-4	Furman
4-15	N1	L	2-8	Newberry
4-20	A	L	1-2	Furman
4-21	H	L	3-5	Wake Forest
4-26	H	L	4-6	Davidson
4-27	H	W	8-0	Presbyterian
5-4	H	W ⁽¹²⁾	1-0	N.C. State
5-5	H	W	5-0	South Carolina
5-6	A	L	4-7	Wofford
5-7	A	W	6-1	Presbyterian
5-11	A	L	3-5	Erskine
5-12	A	L	0-5	Newberry

N1 - Greenwood, SC

1922 (11-8)

Head Coach: L.V.H. Durfee (1st)

Date	St	W-L	Score	Opponent
3-24	A	L	4-9	Georgia Tech
3-25	A	L	2-6	Georgia Tech
4-1	A	W	7-6	Georgia Tech
4-3	H	W	5-0	Presbyterian
4-6	A	L	1-2	Georgia
4-7	A	L	1-2	Georgia
4-8	H	W	11-3	The Citadel
4-12	N1	W	4-1	Wofford
4-14	H	W	6-0	Erskine
4-15	A	L	1-8	Furman
4-21	A	W	3-0	Presbyterian
4-22	A	W	8-3	Presbyterian
4-26	H	W	3-1	South Carolina
4-27	H	W	4-3	Davidson
5-2	H	W	7-1	Wofford
5-4	N1	W	5-1	Erskine
5-11	H	L	0-4	Furman
5-12	A	L	8-9	Newberry
5-13	A	L	4-8	South Carolina

N1 - Anderson, SC

1923 (12-6-1)

Head Coach: L.V.H. Durfee (2nd)

Date	St	W-L	Score	Opponent
3-30	H	W	8-0	Furman
3-31	A	W	3-0	Furman
4-3	H	W	6-2	Maryland
4-5	H	W	2-0	Erskine
4-6	H	L	2-6	Georgia
4-7	H	W	2-1	Georgia
4-9	H	W	17-1	Presbyterian
4-12	H	L	0-9	Duke
4-14	A	W	6-1	Furman
4-19	A	L	4-6	Alabama
4-23	A	W	4-0	Erskine
4-25	H	L	4-12	Virginia Tech
4-26	H	L	2-3	Davidson
4-27	H	W	4-3	Newberry
4-30	H	T ⁽¹³⁾	3-3	Furman
5-3	H	W	5-3	The Citadel
5-4	A	W	3-0	Newberry
5-7	H	L	0-1	Mississippi College
5-8	H	W	4-1	Mississippi College

1924 (6-10)

Head Coach: L.V.H. Durfee (3rd)

Date	St	W-L	Score	Opponent
3-28	H	L	5-19	Georgia
3-29	H	L	4-11	Georgia
4-15	A	L	1-4	Furman
4-16	H	L	4-7	Presbyterian
4-17	H	W	6-0	South Carolina
4-19	A	L	0-7	Wofford
4-22	N1	L	4-11	Furman
4-26	H	L	1-14	Oglethorpe

4-28 H L 7-12 Wofford

5-3	H	L	3-7	Furman
5-5	H	W	4-1	Erskine
5-7	A	W	4-1	Erskine
5-8	N2	W	4-1	Presbyterian
5-9	A	L	2-7	Newberry
5-10	A	W	8-7	South Carolina
5-12	N2	W	10-3	The Citadel

\$ - no-hit game; N1 - Anderson, SC; N2 - Laurens, SC

1925 (11-14)

Head Coach: Thomas May (1st)

Date	St	W-L	Score	Opponent
3-20	A	L	0-4	Georgia Tech
3-21	A	L	0-6	Georgia Tech
3-30	A	L	1-7	Georgia
3-31	A	L	0-6	Georgia
4-2	H	W	7-3	North Georgia
4-3	H	L	6-9	North Georgia
4-4	H	W	11-2	North Georgia
4-6	H	W	5-4	Wofford
4-7	H	W	4-2	Wofford
4-11	H	L	3-7	Furman
4-13	H	L	0-5	Michigan
4-14	H	L	1-7	Michigan
4-17	H	W	3-2	Presbyterian
4-18	A	L	2-13	Wofford
4-21	H	W ⁽¹³⁾	9-8	Tennessee
4-22	A	L	4-7	Furman
4-24	H	W	6-2	South Carolina
4-29	A	W ⁽¹²⁾	2-1	Erskine
4-30	N1	L	2-9	Presbyterian
5-1	A	L	8-9	Newberry
5-2	A	L	7-8	South Carolina
5-4	N2	W	7-5	Auburn
5-8	H	L	1-4	Virginia Tech
5-11	H	W ⁽¹⁰⁾	9-8	Erskine
5-13	H	W	6-4	The Citadel

N1 - Laurens, SC; N2 - Anderson, SC

1926 (8-11)

Head Coach: Cul Richards (1st)

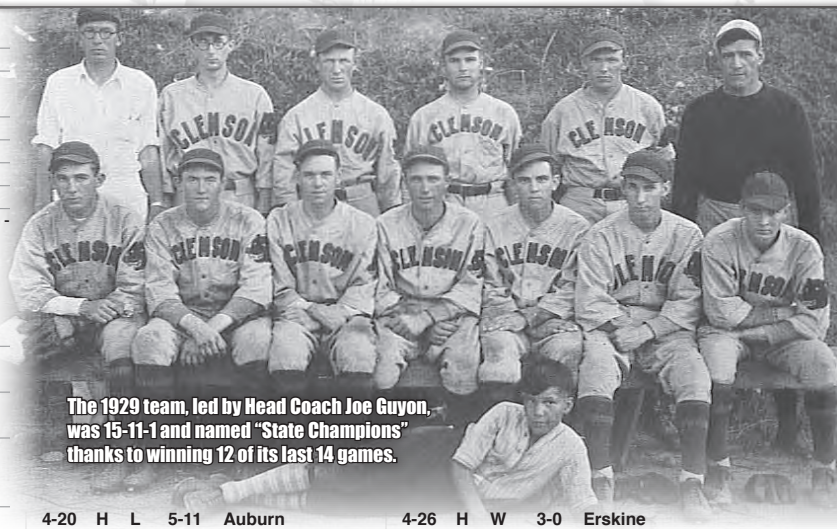
Date	St	W-L	Score	Opponent
3-19	A	L	2-5	Georgia Tech
3-20	A	W ⁽¹⁰⁾	6-5	Georgia Tech
3-25	H	L	5-9	Furman
3-27	A	L	1-2	Furman
4-3	A	L	5-6	Wofford
4-7	A	L	0-10	Auburn
4-8	A	L	0-7	Auburn
4-13	H	W ⁽¹⁰⁾	7-6	Presbyterian
4-15	A	W ⁽¹⁰⁾	8-2	Erskine
4-16	A	L	0-4	Newberry
4-17	A	L	0-3	South Carolina
4-21	H	W	11-5	N.C. State
4-22	H	W	9-0	Davidson
4-23	H	W	8-3	The Citadel
4-26	H	W	12-0	Wofford
4-28	N1	L	1-5	Presbyterian
5-3	H	L	0-2	Newberry
5-4	H	L	2-3	Erskine
5-7	H	W	10-3	Duke

N1 - Laurens, SC

1927 (11-13-1)

Head Coach: Tink Gillam (1st)

Date	St	W-L	Score	Opponent
3-18	A	L	5-11	Georgia Tech
3-19	A	L	1-10	Georgia Tech
3-25	H	W ⁽¹⁰⁾	3-2	Erskine
3-28	H	L	7-10	Georgia
3-29	H	L	8-10	Georgia
4-1	A	L	3-6	Oglethorpe
4-2	A	L	1-5	Oglethorpe
4-8	H	W	4-3	South Carolina
4-9	H	W	10-6	Davidson
4-11	H	W	5-4	Newberry
4-13	A	L ⁽¹¹⁾	8-9	South Carolina
4-14	A	W	16-4	Newberry
4-15	A	W	12-4	Presbyterian
4-16	A	W	11-3	Erskine



The 1929 team, led by Head Coach Joe Guyon, was 15-11-1 and named "State Champions" thanks to winning 12 of its last 14 games.

4-20	H	L	5-11	Auburn
4-22	A	L	4-8	Georgia
4-23	A	L	0-9	# Georgia
4-27	H	W	6-5	Furman
4-28	H	L	6-7	Presbyterian
5-4	A	L	2-6	Auburn
5-5	A	T ⁽⁶⁾	3-3	Auburn
5-9	H	W	7-0	N.C. State
5-10	H	W	4-1	The Citadel
5-12	A	L ⁽¹⁰⁾	1-2	Furman
5-13	H	W	7-4	Wofford

- forfeited game

1928 (12-9-2)

Head Coach: Joe Guyon (1st)

Date	St	W-L	Score	Opponent
3-23	A	L	4-14	Georgia Tech
3-24	A	L	5-7	Georgia Tech
4-2	A	L	2-6	Auburn
4-3	A	T ⁽⁶⁾	6-6	Auburn
4-4	A	W	2-1	Florida
4-5	A	L	6-10	Florida
4-7	A	W	12-6	Mercer
4-12	H	L ⁽⁷⁾	2-4	Michigan ⁽¹⁾
4-12	H	L ⁽⁷⁾	2-6	Michigan ⁽²⁾
4-13	H	W	6-0	South Carolina
4-16	H	W	11-1	Presbyterian
4-17	A	W	6-3	Newberry
4-18	A	T ⁽¹¹⁾	3-3	South Carolina
4-21	A	W	7-3	The Citadel
4-24	A	L	1-4	Erskine
4-26	H	W	6-0	Presbyterian
4-27	H	W	6-2	Newberry
4-30	A	W ⁽¹⁰⁾	8-6	Furman
5-2	H	L	3-11	Auburn
5-3	H	L	6-9	Auburn
5-4	H	W	6-5	Auburn
5-9	H	W	7-2	Furman
5-11	H	W	4-3	Erskine

1929 (15-11-1)

"State Champions"

Head Coach: Joe Guyon (2nd)

Date	St	W-L	Score	Opponent
3-22	A	L	3-5	Georgia
3-23	A	L	2-4	Georgia
4-1	H	L ⁽¹¹⁾	0-2	South Carolina
4-3	A	L	1-2	Wofford
4-5	H	L	3-4	Georgia
4-6	H	W	9-7	Georgia
4-10	H	L	3-10	Michigan
4-11	H	L	4-16	Michigan
4-12	A	L	2-5	Georgia Tech
4-13	A	W	7-4	Georgia Tech
4-15	A	T ⁽¹²⁾	6-6	Auburn
4-16	A	W	4-3	Auburn
4-17	A	L	2-9	Oglethorpe
4-18	A	W	4-2	Oglethorpe
4-20	A	W	10-3	Furman
4-23	H	W	3-0	Newberry
4-24	H	W ⁽¹⁰⁾	6-5	Presbyterian

4-26	H	W	3-0	Erskine
4-27	H	W	6-1	Furman
4-29	H	W	3-2	Wofford
4-30	H	L	4-5	Oglethorpe
5-3	A	W ⁽¹⁰⁾	1-0	Erskine
5-7	A	W	7-1	Presbyterian
5-8	A	W	3-0	Newberry
5-9	A	L	6-8	South Carolina
5-11	A	W ⁽⁷⁾	4-0	The Citadel ⁽¹⁾
5-11	A	W ⁽⁷⁾	6-5	The Citadel ⁽²⁾

1930 (9-14)

Head Coach: Joe Guyon (3rd)

Date	St	W-L	Score	Opponent
3-28	A	L	9-10	Georgia Tech
3-29	A	L	1-4	Georgia Tech
3-31	A	L	3-7	Oglethorpe
4-1	A	L	4-5	Oglethorpe
4-4	A	W	8-5	Wofford
4-5	H	L	4-7	Erskine
4-7	H	L	2-5	Florida
4-8	H	W	9-3	Florida
4-11	H	W	11-5	Wofford
4-15	A	W	4-3	Furman
4-17	H	L	4-8	Newberry
4-19	H	W	4-1	South Carolina ⁽¹⁾
4-19	H	L	2-9	South Carolina ⁽²⁾
4-22	H	W	7-6	Furman
4-26	A	W	9-6	The Citadel
4-28	A	L	2-18	South Carolina
4-29	A	L ⁽¹⁰⁾	3-5	South Carolina
4-30	A	W	15-0	Newberry
5-1	A	L	7-9	Presbyterian
5-2	A	L ⁽¹¹⁾	4-5	Erskine
5-5	H	L ⁽¹¹⁾	3-4	Auburn
5-6	H	L ⁽¹⁰⁾	10-14	Auburn
5-9	N1	W	12-6	The Citadel

N1 - Anderson, SC

1931 (6-2)

Head Coach: Joe Guyon (4th)

Date	St	W-L	Score	Opponent
4-9	H	W	6-3	Newberry
4-30	H	W	14-4	Davidson
5-2	A	L	1-10	South Carolina
5-4	A	W	6-2	The Citadel
5-11	H	W	6-1	The Citadel
5-12	H	W	3-2	The Citadel
5-13	H	W	5-4	South Carolina
5-14	H	L	1-5	South Carolina

Note: The season was shortened due to an outbreak of meningitis on campus in April.

1932 (14-6)

Head Coach: Jess Neely (1st)

Date	St	W-L	Score	Opponent
3-24	H	L	3-4	Georgia
3-25	H	L	8-11	Georgia
4-4	H	W	9-3	Newberry
4-5	H	L	2-3	Newberry
4-7	A	W	7-1	Presbyterian

4-15	A	L	0-4	South Carolina
4-16	A	W	10-4	South Carolina
4-18	A	W	14-1	Erskine
4-19	A	W ⁽¹⁰⁾	2-1	Erskine
4-21	H	W	14-5	Presbyterian ⁽¹⁾
4-21	H	W ⁽⁷⁾	14-1	Presbyterian ⁽²⁾
4-22	H	W ⁽¹⁰⁾	12-11	Presbyterian
4-26	H	W	13-9	South Carolina ⁽¹⁾
4-26	H	L ⁽⁷⁾	2-5	South Carolina ⁽²⁾
5-3	A	W	10-4	Newberry
5-4	A	L	2-4	Newberry
5-9	H	W	13-10	Erskine
5-10	H	W	3-0	Erskine
5-12	H	W	10-9	South Carolina
5-13	H	W	6-5	South Carolina

1933 (11-11)

Head Coach: Jess Neely (2nd)

Date	St	W-L	Score	Opponent
3-24	H	L	11-14	Georgia
3-27	H	W ⁽⁸⁾	5-4	Furman
3-28	H	L ⁽⁶⁾	9-11	Furman
3-30	A	L	4-5	South Carolina
3-31	A	L	0-6	South Carolina
4-3	N1	W	11-4	Erskine
4-4	N1	L	4-5	Erskine
4-6	A	W	13-7	Presbyterian
4-7	A	L	3-8	Presbyterian
4-10	H	W	9-2	Newberry
4-11	H	W	6-5	Newberry
4-13	A	L	4-6	Furman
4-14	H	W	4-1	Furman
4-17	H	L	3-4	South Carolina
4-20	A	L	0-3	# Erskine
4-21	H	W	6-3	Erskine
4-25	H	W	15-11	Presbyterian ⁽¹⁾
4-25	H	W ⁽⁷⁾	3-0	Presbyterian ⁽²⁾
4-27	A	L	8-9	Newberry
4-28	A	W	6-1	Newberry
5-1	A	W	9-8	Furman
5-2	H	L ⁽⁷⁾	1-4	Furman

- no-hit game; N1 - Anderson, SC

1934 (8-8-1)

Head Coach: Jess Neely (3rd)

Date	St	W-L	Score	Opponent
3-30	H	L	6-7	Duke
3-31	H	W	10-5	Duke
4-4	H	L	9-11	Newberry
4-5	H	L	7-8	Furman
4-7	H	T ⁽¹¹⁾	7-7	N.C. State
4-9	A	W	15-8	Presbyterian
4-10	A	W	5-3	Erskine
4-12	H	L	1-8	South Carolina
4-21	A	L	7-8	Furman
4-24	H	W ⁽¹²⁾	3-2	Erskine
4-26	H	W	8-2	Presbyterian
4-27	A	L	4-5	Newberry
5-1	H	W	5-0	Wofford
5-2	A	L	4-6	South Carolina
5-3	A	W	9-6	Wofford
5-7	N1	W	5-2	Georgia
5-8	N1	L	3-4	Georgia

N1 - Gainesville, GA

1935 (16-7-1)

"State Champions"

Head Coach: Jess Neely (4th)

Date	St	W-L	Score	Opponent
3-25	H	W	5-0	Michigan State
3-30	A	L	1-5	N.C. State
4-1	A	L	8-12	Duke ⁽¹⁾
4-1	A	W ⁽⁷⁾	3-0	Duke ⁽²⁾
4-5	H	W	4-0	Georgia Tech
4-9	H	W	10-2	Presbyterian
4-12	A	L	0-2	Georgia
4-13	A	W	4-3	Georgia
4-15	A	W	12-3	Wofford
4-16	H	W	5-4	South Carolina
4-19	H	W	7-2	Georgia
4-20	H	W	6-4	Georgia
4-22	H	L	1-7	Newberry

4-24	A	T ⁽¹⁰⁾	4-4	Furman
4-25	H	W	5-1	Wofford
4-26	A	W	10-2	Georgia Tech
4-27	A	L	0-6	Georgia Tech ⁽¹⁾
4-27	A	L ⁽⁷⁾	1-2	Georgia Tech ⁽²⁾
4-30	H	W	5-0	Erskine
5-1	A	W	6-3	Presbyterian
5-2	A	W	4-2	Erskine
5-7	H	W	3-2	Furman ⁽¹⁾
5-7	H	W ⁽⁷⁾	1-0	Furman ⁽²⁾
5-9	A	L	0-2	South Carolina

1936 (6-11)

Head Coach: Jess Neely (5th)

Date	St	W-L	Score	Opponent
3-30	H	L	0-18	Michigan State
4-3	H	L ⁽⁷⁾	0-6	Georgia ⁽¹⁾
4-3	H	L	3-8	Georgia ⁽²⁾
4-11	H	L	3-6	Erskine
4-13	A	L	0-6	Erskine
4-16	H	L	4-9	Cincinnati
4-17	H	W	10-8	Presbyterian
4-20	H	W	7-1	The Citadel
4-21	H	W	6-1	The Citadel
4-24	A	W	7-1	^ South Carolina
4-28	A	L ⁽⁷⁾	2-6	Presbyterian
5-1	H	L	5-12	N.C. State
5-5	H	L	5-6	South Carolina
5-8	A	L	2-6	Georgia
5-9	A	W	5-4	Georgia
5-11	H	W	2-0	Newberry
5-13	A	L	0-3	Newberry

^ - Clemson's first night game

1937 (7-12)

Head Coach: Jess Neely (6th)

Date	St	W-L	Score	Opponent
3-30	H	L	1-8	Ohio
4-2	H	L	1-13	Georgia
4-3	H	W	3-2	Georgia
4-7	A	L	3-23	Erskine
4-9	A	L	0-5	Newberry
4-10	A	L	2-3	Wofford
4-12	A	L	7-10	The Citadel
4-13	A	L	0-3	The Citadel
4-15	A	W	5-4	Presbyterian
4-16	H	L	2-5	Furman
4-20	H	W	6-5	Erskine
4-22	H	L	0-1	Newberry
4-24	H	W	9-4	Wofford
4-27	A	L	3-4	South Carolina
5-3	A	W	11-9	Georgia
5-4	A	W	6-1	Georgia
5-6	A	L	5-6	Presbyterian
5-8	H	L	4-5	South Carolina
5-10	A	W	14-8	Furman

1938 (6-12)

Head Coach: Jess Neely (7th)

Date	St	W-L	Score	Opponent
3-31	A	W	9-5	Wofford
4-4	A	L	5-9	Newberry
4-6	H	W	7-6	Erskine
4-8	A	L	11-14	Georgia
4-11	N1	L	3-4	Erskine
4-13	H	W	4-2	Presbyterian
4-15	H	W	10-8	Newberry
4-16	H	L ⁽¹⁰⁾	5-6	Davidson
4-19	H	L	5-7	Georgia
4-22	A	W	15-5	Presbyterian
4-25	H	L	0-3	The Citadel
4-26	H	L	2-10	The Citadel
4-28	A	L	7-14	Furman
5-2	A	L	2-7	Davidson
5-3	H	L	3-12	South Carolina
5-9	H	W	6-1	Wofford
5-10	A	L	0-3	South Carolina
5-11	H	L	4-6	Furman

N1 - Anderson, SC

1939 (10-7)

Head Coach: Randy Hinson (1st)

Date	St	W-L	Score	Opponent
4-3	A	L	0-6	Georgia
4-4	A	L	4-27	Georgia
4-8	H	W	12-7	Ohio
4-10	H	L	7-11	Georgia
4-14	H	W	4-1	Newberry
4-15	A	L	0-2	Erskine
4-18	A	W	2-0	Wofford
4-20	H	W	10-7	Wofford
4-22	H	W	10-7	Presbyterian
4-27	H	W	9-7	South Carolina
4-29	A	L	2-11	Newberry
5-1	A	W ⁽¹⁰⁾	7-5	South Carolina
5-2	A	W	4-0	The Citadel
5-3	A	L	2-7	The Citadel
5-5	H	L	4-6	Erskine
5-12	A	W	9-7	Furman
5-13	H	W	8-4	Furman

1940 (12-2-2)

Head Coach: Randy Hinson (2nd)

Date	St	W-L	Score	Opponent
3-23	H	W	15-2	Davidson
3-25	H	T ⁽⁷⁾	3-3	Michigan State
4-1	H	W	13-7	Wofford
4-6	A	W ⁽¹⁰⁾	6-5	Erskine
4-11	A	W	7-6	South Carolina
4-15	H	W	11-5	Presbyterian
4-18	A	T	13-13	Furman
4-23	H	L	3-4	Erskine
4-26	H	W	7-1	South Carolina
4-27	A	W	12-1	Presbyterian
4-29	A	W	7-2	Wofford
5-1	H	W	16-9	Furman
5-8	N1	W	12-1	The Citadel
5-9	N1	W	18-12	The Citadel
5-11	H	L	4-10	North Carolina
5-15	A	W	8-5	Davidson

N1 - Sumter, SC

1941 (10-6)

Head Coach: Tom Rogers (1st)

Date	St	W-L	Score	Opponent
3-25	H	L	4-5	Michigan State
4-5	H	L	10-14	Presbyterian
4-8	H	L	7-12	Georgia
4-11	H	W	9-0	Furman
4-12	A	W	3-1	Erskine
4-15	A	L	2-3	Georgia
4-18	A	L	5-7	Furman
4-19	H	W	10-2	Erskine
4-22	H	W	10-1	Wofford
4-25	H	W	3-1	South Carolina
4-26	A	W	24-8	Wofford
4-28	H	W	22-0	Presbyterian
5-3	H	W	11-7	Newberry
5-6	N1	W	8-6	Georgia
5-8	A	L	3-5	South Carolina
5-10	A	W	8-1	Newberry

N1 - Elberton, GA

1942 (8-8)

Head Coach: Tom Rogers (2nd)

Date	St	W-L	Score	Opponent
3-25	H	L	3-5	Duke
3-26	H	L	3-14	Duke
3-28	H	W	14-3	Newberry
4-1	H	L	5-11	Michigan State
4-3	A	W	8-1	Erskine
4-7	A	L	6-13	Georgia
4-10	H	W	18-9	Erskine
4-14	H	W ⁽¹²⁾	9-8	Georgia
4-20	A	L ⁽¹⁰⁾	11-12	Presbyterian
4-22	A	L ⁽¹⁰⁾	3-4	Newberry
4-24	H	W	6-5	South Carolina
4-27	A	L ⁽¹⁰⁾	11-12	Furman
4-30	H	W	10-3	Wofford
5-2	A	W	13-5	Wofford
5-6	H	L	1-7	Furman
5-8	A	W	9-5	South Carolina

1943 (12-3)

Head Coach: Frank Howard (1st)

Date	St	W-L	Score	Opponent
3-31	A	W	12-4	Davidson
4-1	A	W	21-0	Davidson
4-5	H	W	13-12	Newberry
4-8	A	W	21-4	Furman
4-10	A	L	6-8	Newberry
4-14	H	W ⁽⁷⁾	19-3	Davidson
4-15	H	W	13-12	Furman
4-17	H	W	13-12	Presbyterian
4-20	A	W	8-1	Georgia
4-24	A	W	5-4	Georgia Tech
4-28	A	L	4-7	Presbyterian
4-29	H	W	8-2	Furman
5-1	H	W	20-8	Georgia
5-7	H	L	6-14	Georgia Tech
5-8	H	W ⁽¹⁰⁾	11-10	Georgia Tech

1944 (No Team)**1945 (7-6)**

Head Coach: Walter Cox (1st)

Date	St	W-L	Score	Opponent
3-31	H	W	14-7	Wofford
4-4	A	W	15-14	Wofford
4-6	A	W	7-5	Newberry
4-7	A	L	0-6	Newberry
4-13	A	L	7-8	Presbyterian
4-20	H	L	2-12	Presbyterian
4-21	H	L	6-12	Presbyterian
4-27	H	W	6-4	South Carolina
4-30	H	W	9-2	Wofford
5-4	A	L	7-11	South Carolina
5-5	A	L	0-4	South Carolina
5-9	A	W	4-2	Wofford
5-11	H	W	3-2	Newberry

1946 (12-5)

Head Coach: Randy Hinson (3rd)

Date	St	W-L	Score	Opponent
3-29	H	W	6-0	# Erskine
4-3	A	L	1-2	South Carolina
4-5	H	W	23-0	Georgia
4-6	H	W	9-16	Georgia
4-9	H	W	5-4	Davidson
4-12	N1	L ⁽¹¹⁾	8-9	Georgia
4-13	A	W	10-6	Georgia
4-19	H	W	8-5	Presbyterian
4-20	A	L	5-7	Newberry
4-23	A	W	4-2	Furman
4-26	A	W	5-1	Erskine
4-30	A	W	9-2	Wofford
5-6	H	L	1-6	Newberry
5-7	H	W	8-0	Wofford
5-11	A	W	8-3	Davidson
5-13	H	W	2-1	Furman
5-18	H	W	12-2	South Carolina

- no-hit game; N1 - Thomson, GA

Joe Landrum
pitched a

1947 (24-5 Overall; 13-2 SoCon, 1st)**NCAA Southern Champions
NCAA Eastern Finals**

Head Coach: Randy Hinson (4th)

Date	St	W-L	Score	Opponent
3-25	H	W	10-9	*N.C. State
3-28	H	W	10-9	*Duke
3-29	H	L	11-13	*Duke
4-3	A	W	8-2	Presbyterian
4-7	H	W	4-3	Wofford
4-8	H	W	2-1	*Davidson
4-11	A	W	4-1	*South Carolina
4-12	A	W	17-8	*South Carolina
4-17	H	W	7-2	Georgia
4-18	A	W	14-4	*The Citadel
4-21	A	L	7-8	Georgia
4-24	H	W	9-4	Newberry
4-26	A	W	10-5	Newberry
4-30	H	W ⁽⁷⁾	8-5	*The Citadel
5-2	A	W	5-4	Erskine
5-3	A	W	11-5	Wofford
5-5	H	W	19-7	*Furman
5-6	A	L	4-7	*Furman
5-9	H	W	3-2	Erskine
5-10	A	W	15-1	*Davidson
5-13	H	W	9-6	*Furman
5-14	A	W	13-3	*Furman
5-23	H	W	17-3	*South Carolina
5-24	H	W	10-8	*South Carolina
6-12	N1	W	8-3	# Auburn
6-13	N1	W	1-0	# Alabama
6-14	N1	L	2-8	# Alabama ⁽¹⁾
6-14	N1	W	4-1	# Alabama ⁽²⁾
6-20	A	L	3-7	\$ Yale

* - SoCon game; # - NCAA Southern Playoffs; \$ - NCAA Eastern Finals; N1 - Charlotte, NC

1948 (14-12-1 Overall; 8-8-1 SoCon)

Head Coach: Walter Cox (2nd)

Date	St	W-L	Score	Opponent
3-22	H	T ⁽¹⁰⁾	8-8	*Virginia Tech
3-24	H	L	3-5	*Duke
3-25	H	L	2-3	*Duke
3-30	H	L	4-5	Ohio
4-1	H	L	1-4	*Washington & Lee
4-5	H	W	5-0	*Davidson

4-9 H L 1-12 *North Carolina

4-10	A	L ⁽¹⁰⁾	6-7	*Davidson
4-12	A	L	2-5	Georgia
4-16	H	L	4-7	*South Carolina
4-17	H	W	11-2	*South Carolina
4-19	H	W	7-6	*Furman
4-23	H	W	9-2	Presbyterian
4-24	A	L	4-5	Newberry
4-28	A	L	8-11	*Furman
4-30	A	W	8-1	Wofford
5-1	A	W	3-1	Erskine
5-3	H	L	1-3	*Furman
5-5	A	W	2-1	Presbyterian
5-7	H	W	16-10	Wofford
5-10	A	W	5-4	*Furman
5-14	H	W	13-9	Newberry
5-15	N1	L	2-8	Erskine
5-18	H	W	4-3	*The Citadel
5-21	A	W	7-2	*South Carolina
5-22	A	W	6-5	*South Carolina
5-25	A	W	6-4	*The Citadel

* - SoCon game; N1 - Anderson, SC

1949 (11-12 Overall; 10-5 SoCon)

Head Coach: Walter Cox (3rd)

Date	St	W-L	Score	Opponent
3-26	H	W	8-1	*Davidson
3-30	H	W	13-3	*Duke
3-31	H	L	16-18	*Duke
4-1	A	W	4-3	Presbyterian
4-4	H	L	6-12	Georgia
4-9	H	L	5-19	Presbyterian
4-15	A	L	7-9	Florida
4-16	A	L ⁽¹⁰⁾	13-14	Florida
4-18	H	L	18-20	Wofford
4-19	H	W	9-6	*Furman
4-23	A	L ⁽⁷⁾	0-2	*The Citadel ⁽¹⁾
4-23	A	W ⁽⁷⁾	5-0	*The Citadel ⁽²⁾
4-26	A	L	9-10	Newberry
4-27	A	W	16-3	*Furman
5-2	H	W ⁽¹⁰⁾	6-5	*Furman
5-4	A	L	1-3	Wofford
5-6	H	W ⁽¹¹⁾	6-5	*South Carolina
5-10	A	W ⁽¹²⁾	4-3	*Furman
5-13	H	W	10-5	*The Citadel
5-14	H	W	16-4	*The Citadel
5-16	N1	L	1-6	*N.C. State

5-20 A L 2-4 *South Carolina

5-21	A	L	6-7	*South Carolina
------	---	---	-----	-----------------

* - SoCon game; N1 - Laurinburg, NC

1950 (20-11 Overall; 13-3 SoCon)**NCAA District III Playoffs**

Head Coach: Walter Cox (4th)

Date	St	W-L	Score	Opponent
3-24	H	W	14-12	Michigan State
3-25	H	L	5-18	Michigan State
3-29	H	L	8-9	*Duke
3-30	H	W	17-6	*Duke
4-1	A	W	15-2	Presbyterian
4-6	N1	L	1-2	# Bradley
4-6	A	L	0-6	# Rollins
4-7	N1	W	9-1	# Bradley
4-8	A	W	13-9	# Rollins
4-11	H	W ⁽¹⁰⁾	11-10	Presbyterian
4-12	A	L	5-8	Georgia
4-15	H	W	13-11	*Davidson
4-17	H	W	7-3	Georgia
4-18	H	W	12-0	*Furman
4-21	A	W	16-4	*The Citadel
4-22	A	W ⁽¹⁰⁾	7-5	*The Citadel
4-26	A	W	10-3	*Furman
4-29	A	L	4-6	*Davidson
5-1	H	W	21-6	*Furman
5-5	A	W	14-5	*South Carolina
5-6	A	L	2-10	*South Carolina
5-9	A	W	11-7	*Furman
5-12	H	W	19-10	*The Citadel
5-13	H	W	12-11	*The Citadel
5-15	H	W ⁽¹¹⁾	8-7	*South Carolina
5-16	H	W	18-9	*South Carolina
5-26	N2	L	2-14	+Wake Forest
5-26	N2	W	1-0	+Virginia Tech
5-27	N2	L	2-3	+Maryland
6-8	N3	L	1-6	\$Alabama
6-9	N3	L	2-4	\$Kentucky

* - SoCon game; # - Rollins Invitational; + - SoCon Tournament; \$ - NCAA District III Playoffs; N1 - Winter Park, FL; N2 - Greensboro, NC; N3 - Kannapolis, NC

1951 (18-7 Overall; 16-2 SoCon)

Head Coach: Walter Cox (5th)

Date	St	W-L	Score	Opponent
3-23	A	L	9-10	Rollins
3-24	A	L	2-5	Rollins
3-26	H	L	7-8	Michigan State
3-27	H	L	6-16	Michigan State
4-4	A	W	4-1	Erskine
4-7	A	W	12-5	*Davidson
4-9	H	W	8-6	*South Carolina
4-10	H	W	11-1	*South Carolina
4-14	A	W	15-5	*The Citadel ⁽¹⁾
4-14	A	W ⁽⁷⁾	3-1	*The Citadel ⁽²⁾
4-17	H	W	26-13	*Furman
4-20	H	W	7-6	*The Citadel
4-21	H	W	12-3	*The Citadel
4-25	A	W	10-8	*Furman
4-26	A	W	4-3	*Duke
4-27	A	W	4-3	*North Carolina
4-28	A	L	5-7	*N.C. State
4-30	H	W	6-1	*Furman
5-4	H	W	20-2	*Davidson
5-5	H	L ⁽¹⁰⁾	8-12	*Wake Forest
5-8	A	W	12-2	*Furman
5-11	N1	W	12-4	*South Carolina
5-12	A	W ⁽⁷⁾	16-5	*South Carolina
5-18	N2	W	6-2	+West Virginia
5-19	N2	L	0-5	+Duke

* - SoCon game; + - SoCon Tournament; N1 - Orangeburg, SC; N2 - Greensboro, NC

1952 (10-12 Overall; 10-10 SoCon)

Head Coach: Bob Smith (1st)

Date	St	W-L	Score	Opponent
3-24	H	L	3-13	Michigan State
3-25	H	L ⁽⁸⁾	1-5	Michigan State
3-28	H	L	8-14	*Duke
3-29	H	W	10-9	*Duke

4-2 H W 21-5 *Davidson

4-4	N1	W	5-2	*South Carolina
4-5	A	L	4-6	*South Carolina
4-7	H	L	5-12	*Wake Forest
4-8	H	L	14-16	*Wake Forest
4-12	A	L	3-4	*Davidson
4-14	A	L	2-6	*Duke
4-15	A	L	7-11	*Wake Forest
4-18	H	L	5-8	*The Citadel
4-19	H	W	14-4	*The Citadel
4-23	H	W	4-2	*Furman
4-25	H	L	3-4	*North Carolina
4-29	A	L ⁽¹⁵⁾	4-5	*Furman
5-3	A	W ⁽¹⁰⁾	6-4	*The Citadel ⁽¹⁾
5-3	A	W ⁽⁷⁾	6-4	*The Citadel ⁽²⁾
5-5	H	W ⁽¹⁰⁾	12-11	*Furman ⁽¹⁾
5-5	H	W ⁽⁷⁾	5-4	*Furman ⁽²⁾
5-9	H	W	3-1	*South Carolina

* - SoCon game; N1 - Orangeburg, SC

1953 (11-6 Overall; 11-6 SoCon)

Head Coach: Bob Smith (2nd)

Date	St	W-L	Score	Opponent
3-24	H	W ⁽⁷⁾	4-3	*The Citadel ⁽¹⁾
3-24	H	W ⁽⁸⁾	11-7	*The Citadel ⁽²⁾
3-26	H	L	4-5	*Duke
4-3	A	L	4-5	*North Carolina
4-4	A	W	8-4	*N.C. State
4-8	A	W	15-1	*Furman
4-10	H	W ⁽⁷⁾	7-0	*Davidson ⁽¹⁾
4-10	H	W	6-4	*Davidson ⁽²⁾
4-13	H	W	13-4	*South Carolina
4-14	H	L	7-9	*South Carolina
4-22	H	W ⁽¹⁴⁾	13-12	*Furman
4-25	A	L ⁽⁷⁾	4-6	*Furman
5-1	N1	W	5-0	*The Citadel
5-2	A	L	1-5	*The Citadel
5-8	A	W	2-0	*South Carolina
5-9	A	L	4-13	*South Carolina
5-11	N2	W	3-1	*Furman

* - SoCon game; # - no-hit game; N1 - Orangeburg, SC; N2 - Anderson, SC

1954 (14-10 Overall; 8-4 ACC, 1st)**ACC Champion**

Head Coach: Bob Smith (3rd)

Date	St	W-L	Score	Opponent
3-22	A	W	3-2	Florida
3-23	A	L	9-10	Florida
3-26	N1	W ⁽⁸⁾	7-4	Ohio State
3-26	A	L	0-3	Rollins
3-27	N1	L	5-11	Ohio State
3-29	H	W	19-4	Washington & Lee
3-30	H	W	22-2	Washington & Lee
4-2	H	W	5-1	*N.C. State
4-3	H	W	8-4	*N.C. State
4-8	A	W	5-2	Furman
4-13	A	W	10-1	*South Carolina
4-15	A	W	5-3	*Wake Forest
4-20	A	W	5-0	*Wake Forest
4-23	A	W	5-4	*Duke
4-24	A	L	0-11	*Duke
4-30	H	W ⁽¹⁰⁾	4-3	*North Carolina
5-1	H	L	8-10	*North Carolina
5-4	H	W	2-0	*South Carolina
5-8	A	L	2-3	*Maryland ⁽¹⁾
5-8	A	L	0-3	*Maryland ⁽²⁾
5-12	H	L	9-13	Furman
5-15	N2	W	11-0	Newberry
5-22	H	L	10-11	\$Virginia Tech
5-24	A	L	1-7	\$Virginia Tech

* - ACC game; \$ - NCAA District III Playoffs; N1 - Winter Park, FL; N2 - Joanna, SC

1955 (7-11 Overall; 5-9 ACC, 7th)

Head Coach: Bob Smith (4th)

Date	St	W-L	Score	Opponent
3-29	N1	W	5-3	*Duke
4-2	H	L ⁽⁷⁾	2-3	*N.C. State
4-7	H	W	3-2	*Virginia
4-8	H	W	11-8	*Virginia
4-12	H	L	4-18	*Maryland ⁽¹⁾

From 1916 to 1969, Clemson played its home games on Riggs Field in the heart of the campus. Today, the Hoke Sloan Tennis Center is located on that site.

4-12	H	L ⁽⁷⁾	2-11	* Maryland ⁽²⁾
4-15	A	L	4-6	Georgia Tech
4-16	A	W	8-4	Georgia Tech
4-19	A	W	7-2	Furman
4-22	A	L	3-10	* Duke
4-23	A	W	4-3	* North Carolina
4-25	A	L	4-11	* Wake Forest
4-26	A	W	12-10	* N.C. State
4-30	H	L	3-4	* South Carolina
5-6	H	L	11-15	* Wake Forest
5-7	H	L	8-11	* North Carolina
5-11	A	L	2-9	* South Carolina
5-14	H	L	7-8	Furman

* - ACC game; N1 - Anderson, SC

1956 (4-14-2 Overall; 2-10-2 ACC, 7th)

Head Coach: Bob Smith (5th)

Date	St	W-L	Score	Opponent
3-23	H	L	11-13	The Citadel
3-24	H	W	15-14	The Citadel
3-26	H	T	11-11	* Duke
3-30	A	L	3-7	* Virginia
3-31	A	L	6-9	* Virginia
4-2	A	W ⁽¹⁰⁾	6-4	* Maryland
4-9	A	L	4-5	Furman
4-13	H	L	7-10	* N.C. State
4-14	H	T ^(4 1/2)	6-6	* Wake Forest
4-18	H	L	6-21	Georgia Tech
4-20	A	L ⁽⁷⁾	0-6	* Duke ⁽¹⁾
4-20	A	L ⁽⁷⁾	3-8	* Duke ⁽²⁾
4-21	A	L	2-4	* North Carolina
4-25	A	L	1-2	Georgia Tech
4-27	A	W	5-1	* South Carolina
4-30	H	L	9-18	* North Carolina
5-3	H	W	4-2	Furman
5-7	A	L ⁽⁸⁾	0-14	* Wake Forest
5-8	A	L	1-5	* N.C. State
5-11	H	L	3-12	* South Carolina

* - ACC game

1957 (6-12 Overall; 3-11 ACC, 8th)

Head Coach: Bob Smith (6th)

Date	St	W-L	Score	Opponent
3-29	H	L	2-6	* Virginia
3-30	H	W	6-3	* Maryland
4-6	H	W	6-3	Furman
4-9	H	L	2-6	* Duke
4-12	H	L	5-6	* N.C. State
4-13	H	L	6-9	* Wake Forest
4-17	A	L	1-2	* North Carolina
4-19	A	L	2-6	* Duke
4-22	A	L	2-8	* N.C. State
4-23	A	L	1-6	* Wake Forest
4-27	A	L	3-4	* South Carolina
4-29	H	W	4-3	* North Carolina
5-1	A	L	3-5	Furman
5-6	A	W	5-0	Georgia Tech
5-7	H	W ⁽¹⁰⁾	7-6	Georgia Tech
5-10	A	L	2-4	* Maryland
5-11	A	L	3-8	* Virginia
5-14	H	W	10-6	* South Carolina

* - ACC game

1958 (22-8 Overall; 12-3 ACC, 1st)

ACC Champion

College World Series Participant

Head Coach: Bill Wilhelm (1st)

Date	St	W-L	Score	Opponent
3-24	H	W ⁽⁷⁾	7-5	Michigan State
3-27	A	W	9-1	Furman
3-31	A	W ⁽¹¹⁾	5-4	The Citadel
4-2	H	W	23-9	The Citadel
4-3	H	L	2-3	Michigan State
4-4	H	W	10-1	* Virginia
4-5	H	W	6-2	* Maryland
4-8	A	L	1-8	Georgia Tech
4-9	H	W	2-1	* North Carolina
4-14	A	W	10-4	* Virginia
4-15	A	W	13-4	* Maryland
4-16	A	W	6-5	* N.C. State
4-17	H	W	12-8	* Wake Forest
4-21	H	W	5-3	* South Carolina

4-25	A	L	1-2	* North Carolina
4-26	A	L	4-5	* Wake Forest
5-1	A	W	8-1	* Duke
5-3	A	W	15-11	* N.C. State
5-8	H	W	11-6	Furman
5-9	A	W	9-2	* South Carolina
5-12	A	L	1-7	* Duke
5-19	N1	W	4-1	^ North Carolina
6-5	N1	L	6-8	\$ Florida
6-7	N1	W	4-2	\$ George Washington
6-7	N1	W ⁽¹⁰⁾	8-5	\$ Florida State
6-9	N1	W	15-14	\$ Florida ⁽¹⁾
6-9	N1	W	3-1	\$ Florida ⁽²⁾
6-14	N2	W	4-1	! Arizona
6-15	N2	L	4-17	! Holy Cross
6-16	N2	L	3-5	! Western Michigan

* - ACC game; ^ - ACC Playoffs; \$ - NCAA

District III Playoffs; ! - College World Series;

N1 - Gastonia, NC; N2 - Omaha, NE

1959 (24-8 Overall; 11-5 ACC, 1st)

ACC Champion

College World Series Participant

Ranked #7 by Collegiate Baseball

Head Coach: Bill Wilhelm (2nd)

Date	St	W-L	Score	Opponent
3-23	H	W	8-6	The Citadel
3-26	H	W	6-1	Massachusetts
3-27	H	W	13-1	* Virginia
3-28	N1	W	9-2	* Maryland
3-30	A	W	8-2	Georgia
3-31	H	W	16-8	Adelphi
4-1	H	W	4-3	* Wake Forest
4-3	A	W	11-0	* South Carolina
4-4	A	W	6-4	Furman
4-6	H	L	3-6	* North Carolina
4-7	H	L	7-8	* N.C. State
4-14	A	L	3-7	* Maryland
4-15	A	L	3-4	* Virginia
4-24	A	W	2-1	* North Carolina
4-25	A	W	6-5	* Wake Forest
4-28	H	W	2-1	Georgia
4-30	A	W	12-7	* Duke
5-1	A	W	10-0	* Duke
5-2	A	L	2-9	* N.C. State
5-4	H	W	5-2	Georgia Southern
5-5	H	L	1-2	Georgia Southern
5-8	H	W	10-1	* Furman
5-9	A	W	6-2	Oglethorpe
5-12	H	W	10-1	* South Carolina
5-16	N2	W	4-2	^ Wake Forest
5-18	N3	W	9-7	^ North Carolina
6-4	N3	W	9-6	\$ Georgia Tech
6-5	N3	W	24-2	\$ Florida State
6-6	N3	W	5-0	\$ Florida State
6-13	N4	L ⁽¹²⁾	2-3	! Arizona
6-14	N4	W	7-1	! Colorado State
6-15	N4	L	0-7	! Penn State

* - ACC game; ^ - ACC Playoffs; \$ - NCAA

District III Playoffs; ! - College World Series;

N1 - Orangeburg, SC; N2 - Thomasville, NC;

N3 - Gastonia, NC; N4 - Omaha, NE

1960 (11-10-1 Overall; 7-6 ACC, 4th)

Head Coach: Bill Wilhelm (3rd)

Date	St	W-L	Score	Opponent
3-21	A	T	7-7	Georgia Southern
3-22	A	W ⁽⁸⁾	15-4	Georgia Southern
3-25	H	L	5-8	The Citadel
3-26	H	W	16-6	The Citadel
3-31	H	W	10-0	Georgia Tech
4-2	H	W	11-10	Georgia
4-8	H	W	15-5	* Virginia
4-9	H	L	5-20	* Maryland
4-15	A	W	4-0	* North Carolina
4-16	A	L	0-5	* N.C. State
4-19	A	W	6-2	* Virginia
4-23	H	W	12-10	* South Carolina
4-25	A	L	1-4	Georgia
5-2	H	W	15-5	* Wake Forest ⁽¹⁾
5-2	H	L ⁽⁷⁾	2-3	* Wake Forest ⁽²⁾
5-3	H	W	6-1	* Duke



Bill Wilhelm's first team advanced to the College World Series in 1953.

5-4	H	W	4-2	* Duke
5-5	A	L	1-2	* South Carolina
5-9	H	L	3-6	* North Carolina
5-10	H	L ⁽¹⁰⁾	7-8	* N.C. State
5-13	H	L	4-6	Furman
5-14	A	L ⁽¹¹⁾	3-4	Furman

* - ACC game

1961 (12-11 Overall; 6-8 ACC, 5th)

Head Coach: Bill Wilhelm (4th)

Date	St	W-L	Score	Opponent
3-24	A	L	4-6	The Citadel
3-25	A	W	6-4	The Citadel
4-1	H	W	9-8	* Maryland
4-1	H	W	23-9	* Virginia
4-4	A	W	5-3	Georgia
4-7	H	L	5-8	* Duke
4-8	H	L	0-5	* Wake Forest
4-11	H	W	14-9	Furman
4-14	H	L	9-17	* North Carolina
4-18	H	W	21-5	* South Carolina
4-21	A	L	7-9	* Maryland
4-22	A	W	10-6	* Virginia
4-25	A	W	3-1	* South Carolina
4-28	A	L	2-9	* North Carolina
4-29	A	L ⁽⁷⁾	1-2	* N.C. State ⁽¹⁾
4-29	A	W	11-6	* N.C. State ⁽²⁾
5-2	A	W	15-5	Georgia Tech
5-5	A	L	3-4	* Wake Forest
5-6	A	L	1-3	* Duke
5-11	H	W	20-2	Rollins
5-12	H	L ⁽⁶⁾	2-4	Rollins
5-13	N1	W	7-4	% North Carolina
5-15	A	L ⁽⁶⁾	4-5	Furman

* - ACC game; % - not counted in ACC

standings; N1 - Belmont, NC

1962 (17-8 Overall; 8-6 ACC, T-3rd)

Head Coach: Bill Wilhelm (5th)

Date	St	W-L	Score	Opponent
3-20	A	L	2-10	Georgia
3-23	H	W	17-1	The Citadel
3-24	H	W	22-3	The Citadel
3-30	A	L	8-14	Florida State
4-3	H	W	6-3	Georgia
4-7	H	W	3-2	* Maryland
4-10	H	L	3-4	* Duke
4-14	A	W	3-2	* Maryland
4-16	A	W ⁽⁷⁾	11-2	* Virginia ⁽¹⁾
4-16	A	L	5-7	* Virginia ⁽²⁾
4-19	H	W	14-11	Florida State
4-20	H	W	6-4	* Wake Forest
4-21	A	W	9-6	Georgia Tech ⁽¹⁾
4-21	A	W ⁽⁷⁾	18-4	Georgia Tech ⁽²⁾
4-24	A	W	5-4	* South Carolina
4-27	A	L	5-11	* North Carolina
4-28	A	W	9-2	* N.C. State
5-2	H	W	7-3	Furman
5-4	A	L	4-20	* Wake Forest
5-5	A	L	3-7	* Duke
5-8	H	W	27-17	* South Carolina
5-11	H	W	11-4	* North Carolina
5-12	H	L	0-1	* N.C. State

5-14	N1	W	6-0	% Wake Forest
5-15	A	W	11-1	Furman

* - ACC game; % - not counted in ACC

standings; N1 - Belmont, NC

1963 (15-11 Overall; 9-5 ACC, T-2nd)

Head Coach: Bill Wilhelm (6th)

Date	St	W-L	Score	Opponent
3-21	A	L	7-10	Florida State
3-22	A	W	12-7	Florida State
3-23	A	L	3-12	Florida State
3-23	N1	W	17-4	Navy
3-27	A	W	6-4	Georgia Tech
3-29	A	W	7-4	The Citadel
3-30	A	L	3-7	# The Citadel
4-3	H	L	8-10	Georgia Tech
4-8	H	L	6-11	Georgia
4-10	A	L	2-5	Georgia
4-12	A	L	4-5	* Virginia
4-13	A	W	10-4	* Virginia
4-15	A	L	1-2	* Maryland
4-16	A	W ⁽¹³⁾	7-3	* Maryland
4-19	H	W	14-7	* N.C. State
4-20	H	W	8-2	* North Carolina
4-23	H	W	9-2	* South Carolina
4-26	A	L	5-14	* Wake Forest
4-27	A	W	5-1	* Duke
5-3	H	W	5-4	* Duke
5-4	H	L	8-14	* Wake Forest
5-7	A	W	6-5	Furman
5-10	A	W	12-11	* N.C. State
5-11	A	L	4-6	* North Carolina
5-14	A	W	5-1†	* South Carolina
5-15	H	W	11-6	Furman

* - ACC game; # - no-hit game; † - Wilhelm's

100th victory; N1 - Tallahassee, FL

1964 (13-13 Overall; 6-7 ACC, T-4th)

Head Coach: Bill Wilhelm (7th)

Date	St	W-L	Score	Opponent
3-19	A	L	5-8	Florida State
3-20	A	W	8-5	Florida State
3-20	N1	L	3-6	Tennessee
3-21	A	L	6-12	Florida State
3-23	H	W	9-3	Yale
3-24	H	W	10-5	Yale
3-27	H	W	9-1	* Virginia
3-28	H	L	9-11	* Virginia
3-30	H	L	3-6	* Maryland
3-31	H	W	11-8	* Maryland
4-1	H	W	11-4	Cornell
4-9	A	W	11-9	Georgia
4-11	H	L	8-10	Georgia
4-14	H	W	22-4	Georgia Tech
4-17	A	L	2-3	* N.C. State
4-18	A	L	3-4	* North Carolina
4-24	A	W	5-3	* Duke
4-25	A	L ⁽¹¹⁾	3-4	* Wake Forest
4-28	A	W	4-2	* South Carolina
5-1	H	L	0-3	* Wake Forest
5-6	A	W	1-0	Furman
5-8	H	W	9-4	* N.C. State
5-9	H	L	5-12	* North Carolina

5-12	H	W	5-3	* South Carolina
5-13	H	L	9-10	Furman
5-14	A	L	3-4	Georgia Tech

* - ACC game; N1 - Tallahassee, FL

1965 (18-10-2 Overall; 9-5 ACC, 2nd)

Head Coach: Bill Wilhelm (8th)

Date	St	W-L	Score	Opponent
3-20	A	L	0-2	Georgia
3-22	A	W	4-2	The Citadel
3-23	A	W	6-2	The Citadel
3-30	H	L	3-6	Ohio
3-31	H	W ⁽⁷⁾	15-1	Miami (OH)
4-1	H	W	14-0	Miami (OH) ⁽¹⁾
4-1	H	W ⁽⁷⁾	9-0	Miami (OH) ⁽²⁾
4-3	H	W ⁽⁷⁾	4-2	Georgia Tech ⁽¹⁾
4-3	H	T ⁽⁷⁾	6-6	Georgia Tech ⁽²⁾
4-6	H	W	11-9	Furman
4-9	H	W	6-5	* North Carolina
4-10	H	L	5-8	* N.C. State
4-12	H	L	4-8	Georgia
4-16	A	L	1-6	* Maryland
4-17	A	L	1-2	* Maryland
4-20	A	W	5-2	* Virginia ⁽¹⁾
4-20	A	L	0-1	* Virginia ⁽²⁾
4-23	H	W	10-2	* Duke
4-24	H	W	9-5	* Wake Forest
4-26	H	W	9-8	Florida State
4-27	H	L	11-13	Florida State ⁽¹⁾
4-27	H	L ⁽⁵⁾	3-16	Florida State ⁽²⁾
4-30	A	L ⁽¹³⁾	3-4	* North Carolina
5-1	A	W	6-4	* N.C. State
5-4	H	W	18-1	* South Carolina
5-7	A	W	8-0	* Duke
5-8	A	W	2-0	* Wake Forest
5-11	A	T	4-4	Georgia Tech
5-13	A	W	9-3	* South Carolina
5-15	A	W	4-3	Furman

* - ACC game

1966 (20-7-2 Overall; 9-4 ACC, 2nd)

Head Coach: Bill Wilhelm (9th)

Date	St	W-L	Score	Opponent
3-21	H	W	11-0	Virginia Tech
3-22	H	W	9-6	Virginia Tech
3-25	H	W	11-5	The Citadel
3-26	H	W	27-2	The Citadel
3-28	H	T ⁽¹⁰⁾	12-12	Ohio
3-29	H	W	6-4	Ohio
3-30	H	W	8-3	Ohio
4-2	H	W	11-0	* Duke
4-5	H	W	7-3	* Wake Forest
4-8	H	W	11-2	* Maryland
4-9	H	W	12-7	* Maryland
4-11	H	W	8-4	* Virginia
4-12	H	W	18-3	* Virginia
4-15	A	L	1-6	* North Carolina
4-16	A	L	6-7	* N.C. State
4-18	H	W	14-9	Georgia Tech
4-19	A	W	17-9	Georgia
4-23	A	L	5-6	* Wake Forest
4-25	H	W	18-6	Furman
4-26	H	W	11-6	* South Carolina
4-30	H	L ⁽⁶⁾	3-5	* North Carolina
5-12	H	T ⁽⁶⁾	3-3	Georgia
5-16	H	W	8-7	* N.C. State
5-17	A	W	6-3	Furman
5-19	A	W	8-2	* South Carolina
5-20	A	L	1-4	Georgia Tech
5-23	A	L	5-11	Florida State
5-24	A	L	3-4	Florida State
5-25	A	W	4-3	Florida State

* - ACC game

1967 (29-9 Overall; 11-2 ACC, 1st)

ACC Champion

Ranked #7 by Collegiate Baseball

Head Coach: Bill Wilhelm (10th)

Date	St	W-L	Score	Opponent
3-17	H	W	4-1	Kentucky
3-18	H	W	9-0	Kentucky
3-20	H	L	5-6	Tennessee


3-21	H	W	6-2	Tennessee
3-23	H	W	8-1	Rhode Island ⁽¹⁾
3-23	H	L ⁽⁷⁾	4-6	Rhode Island ⁽²⁾
3-24	H	W	8-4	Springfield
3-25	H	W	6-1	Springfield
3-27	H	L	1-4	Massachusetts
3-29	H	W	4-0	Massachusetts ⁽¹⁾
3-29	H	W ⁽⁷⁾	9-4	Massachusetts ⁽²⁾
3-31	H	W	15-2	Davidson
4-4	H	W	10-1	Georgia Tech
4-5	A	W	7-3	Furman
4-7	H	W	6-1	* North Carolina
4-8	H	W	9-6	* N.C. State
4-10	H	L	1-4	Georgia
4-11	A	L	1-4	* South Carolina
4-14	A	W	8-2	* Wake Forest
4-15	A	L	3-10	* Duke
4-17	H	W	6-5	Furman
4-18	H	W	8-1	* South Carolina
5-3	A	W	2-1	Georgia
5-5	H	W	4-0	* Duke
5-6	A	W	3-0	# Georgia Tech
5-8	A	W	2-0	* North Carolina
5-9	A	W	8-5	* N.C. State
5-10	A	W	7-2	* Virginia
5-11	A	W	2-0	* Virginia
5-12	A	W	2-1	* Maryland
5-13	A	W	8-4	* Maryland
5-16	A	W ⁽⁷⁾	6-1	Virginia Tech ⁽¹⁾
5-16	A	L ⁽⁷⁾	2-4	Virginia Tech ⁽²⁾
6-2	N1	L	3-5	\$ Florida State
6-3	N1	W	5-0	\$ West Virginia
6-3	N1	W	6-4	\$ Florida State
6-5	N1	W	3-2	\$ Auburn ⁽¹⁾
6-5	N1	L ⁽¹³⁾	5-6	\$ Auburn ⁽²⁾

* - ACC game; # - no-hit game; \$ - NCAA District III Playoffs; N1 - Gastonia, NC

1968 (27-14 Overall; 11-7 ACC, 4th)

Head Coach: Bill Wilhelm (11th)

Date	St	W-L	Score	Opponent
3-13	A	W ⁽⁷⁾	6-3	Mississippi State ⁽¹⁾
3-13	A	W ⁽⁷⁾	2-1	Mississippi State ⁽²⁾
3-14	A	L	0-11	Mississippi
3-15	A	L ⁽⁷⁾	0-6	Mississippi ⁽¹⁾
3-15	A	W ⁽⁷⁾	5-3	Mississippi ⁽²⁾
3-19	H	L ⁽⁷⁾	5-9	Ohio ⁽¹⁾
3-19	H	W ⁽⁷⁾	7-5	Ohio ⁽²⁾
3-20	H	W	5-4	Ohio
3-22	H	L ⁽⁶⁾	2-6	Virginia Tech
3-23	H	W	2-1	Virginia Tech
3-26	H	W	20-4	Furman
3-29	H	W	6-4	* Virginia
3-30	H	W	8-1	Springfield
4-2	H	W ⁽¹¹⁾	3-2	Georgia
4-6	H	W ⁽⁷⁾	11-0	* Wake Forest ⁽¹⁾
4-6	H	W ⁽⁷⁾	9-0	* Wake Forest ⁽²⁾
4-8	H	W ⁽⁷⁾	8-4	Rhode Island ⁽¹⁾
4-8	H	L ⁽⁷⁾	3-6	Rhode Island ⁽²⁾



4-9	H	W	3-2	Rhode Island
4-11	A	W	12-4	Furman
4-12	H	W	14-7	* N.C. State
4-13	H	L ⁽⁷⁾	1-2	* North Carolina ⁽¹⁾
4-13	H	W ⁽⁷⁾	4-0	* North Carolina ⁽²⁾
4-15	H	W	6-3	Georgia Tech
4-16	H	W	6-5 [†]	South Carolina
4-20	H	W ⁽⁷⁾	3-1	* Maryland ⁽¹⁾
4-20	H	L ⁽⁷⁾	2-7	* Maryland ⁽²⁾
5-2	A	W ⁽¹⁰⁾	2-1	* North Carolina
5-3	A	L ⁽⁷⁾	2-4	* N.C. State ⁽¹⁾
5-3	A	L ⁽⁷⁾	1-6	* N.C. State ⁽²⁾
5-4	A	L	0-7	Georgia Tech
5-6	A	W ⁽¹⁰⁾	3-2	Georgia
5-7	A	W ⁽⁷⁾	1-0	* South Carolina ⁽¹⁾
5-7	A	L ⁽⁷⁾	3-4	* South Carolina ⁽²⁾
5-8	A	W	7-0	East Carolina
5-9	A	W	8-1	East Carolina
5-10	A	W ⁽¹⁰⁾	2-0	* Wake Forest
5-11	A	W ⁽⁷⁾	5-3	* Duke ⁽¹⁾
5-11	A	L ⁽⁷⁾	0-7	* Duke ⁽²⁾
5-13	A	L ⁽¹¹⁾	2-3	George Washington
5-14	A	L	0-1	* Maryland

* - ACC game; † - Wilhelm's 200th victory

1969 (27-17-2 Overall; 12-8-1 ACC, 3rd)

Head Coach: Bill Wilhelm (12th)

Date	St	W-L	Score	Opponent
3-15	H	W	5-4	East Tennessee State ⁽¹⁾
3-15	H	W ⁽⁷⁾	7-2	East Tennessee State ⁽²⁾
3-19	H	L	3-17	Ohio
3-20	H	L ⁽¹¹⁾	5-7	Ohio
3-21	H	W	5-4	Virginia Tech
3-22	H	W ⁽⁷⁾	5-4	Virginia Tech
3-22	H	W	18-1	Kent State
3-24	H	L ⁽⁷⁾	5-9	Kent State ⁽¹⁾
3-24	H	T ⁽⁶⁾	6-6	Kent State ⁽²⁾
3-25	H	W	16-10	Massachusetts
3-26	H	W	13-9	Massachusetts
3-28	H	W ⁽⁷⁾	28-1	Buffalo
3-29	H	W ⁽⁷⁾	15-4	Buffalo ⁽¹⁾
3-29	H	W ⁽⁷⁾	18-4	Buffalo ⁽²⁾
3-30	H	W	10-1	Georgia
4-1	H	W	12-5	Furman
4-4	H	W ⁽⁷⁾	5-3	* N.C. State ⁽¹⁾
4-4	H	W ⁽⁷⁾	3-0	* N.C. State ⁽²⁾
4-5	H	L	5-10	* North Carolina
4-7	A	L	6-13	* Duke
4-8	A	W ⁽⁷⁾	4-3	* Wake Forest ⁽¹⁾
4-8	A	L ⁽⁷⁾	0-11	* Wake Forest ⁽²⁾
4-9	A	W	16-11	Georgia
4-11	H	W ⁽⁷⁾	12-5	* Virginia ⁽¹⁾
4-11	H	W ⁽⁷⁾	9-3	* Virginia ⁽²⁾
4-12	H	W	7-0	* Maryland
4-16	A	T ⁽¹³⁾	4-4	* South Carolina
4-19	H	L	2-6	Florida State ⁽¹⁾
4-19	H	L	1-3	Florida State ⁽²⁾
4-21	H	L	3-4	Georgia Tech
4-23	H	W	14-1	Jacksonville
4-26	A	W	10-3	Furman
5-6	H	L ⁽⁷⁾	1-2	* South Carolina ⁽¹⁾
5-6	H	W ⁽⁷⁾	7-3	* South Carolina ⁽²⁾
5-7	A	L	8-9	Davidson
5-9	H	W	7-6	* Wake Forest
5-10	H	W ⁽⁷⁾	8-5	* Duke ⁽¹⁾
5-10	H	W ⁽⁷⁾	7-2	* Duke ⁽²⁾
5-12	A	L	1-7	* N.C. State
5-13	A	L ⁽⁷⁾	2-5	* North Carolina ⁽¹⁾
5-13	A	W ⁽⁷⁾	7-4	* North Carolina ⁽²⁾
5-14	A	L	2-3	Virginia Tech
5-15	A	L	1-8	Virginia Tech
5-16	A	L	0-2	* Virginia
5-17	A	L ⁽⁷⁾	2-3	* Maryland ⁽¹⁾
5-17	A	W ⁽⁷⁾	7-5	* Maryland ⁽²⁾

* - ACC game

1970 (32-16 Overall; 14-8 ACC, 2nd)

Ranked #18 by Collegiate Baseball

Head Coach: Bill Wilhelm (13th)

Date	St	W-L	Score	Opponent
3-7	H	W ⁽⁷⁾	10-0	° Louisville ⁽¹⁾
3-7	H	W ⁽⁷⁾	8-1	Louisville ⁽²⁾

3-12	A	L	3-13	Florida
3-13	A	L	4-5	Florida
3-14	A	W ⁽⁷⁾	5-2	Florida ⁽¹⁾
3-14	A	W ⁽⁷⁾	6-3	Florida ⁽²⁾
3-16	A	W	5-3	Jacksonville
3-17	A	L	0-4	Jacksonville
3-18	N1	W ⁽⁸⁾	5-4	# Virginia Tech
3-18	A	W ⁽⁷⁾	5-1	# Georgia Southern
3-19	N1	W ⁽⁷⁾	6-3	# Virginia Tech
3-19	A	W	6-2	# Georgia Southern
3-23	H	W	6-5	George Washington
3-25	H	L	1-5	Ohio
3-26	H	W ⁽¹⁰⁾	7-6	Ohio
3-27	H	W	14-2	Vermont
3-28	H	W ⁽⁷⁾	8-2	Rider ⁽¹⁾
3-28	H	W ⁽⁸⁾	2-1	Rider ⁽²⁾
4-4	H	W ⁽⁷⁾	2-1	* Wake Forest ⁽¹⁾
4-4	H	W ⁽⁷⁾	5-0	* Wake Forest ⁽²⁾
4-5	H	W	3-1	* Duke
4-7	H	W	17-6	Georgia Tech
4-8	A	W	16-4	Belmont Abbey
4-10	H	W	2-0	* N.C. State
4-11	H	W ⁽⁷⁾	6-4	* North Carolina ⁽¹⁾
4-11	H	W ⁽⁸⁾	5-0	* North Carolina ⁽²⁾
4-14	A	L ⁽⁷⁾	1-2	* South Carolina ⁽¹⁾
4-14	A	W ⁽⁷⁾	2-1	* South Carolina ⁽²⁾
4-15	H	W	4-1	Georgia
4-16	H	W	8-6	Belmont Abbey
4-18	A	L	1-5	* Maryland
4-19	A	W ⁽⁷⁾	5-3	* Virginia ⁽¹⁾
4-19	A	L ⁽⁷⁾	1-5	* Virginia ⁽²⁾
5-5	H	W	4-0	* South Carolina
5-6	A	L ⁽¹²⁾	10-11	Georgia
5-7	A	L	1-7	Georgia Tech
5-9	H	W ⁽⁷⁾	3-1	* Maryland ⁽¹⁾
5-9	H	W ⁽⁷⁾	9-1	* Maryland ⁽²⁾
5-10	H	W	6-2	* Virginia
5-11	A	L	3-5	* North Carolina
5-12	A	W ⁽⁷⁾	7-2	* N.C. State ⁽¹⁾
5-12	A	L ⁽⁷⁾	2-3	* N.C. State ⁽²⁾
5-13	A	L	5-14	Virginia Tech
5-14	A	L	0-1	Virginia Tech
5-15	A	W	9-5	* Wake Forest
5-16	A	L ⁽⁷⁾	1-2	* Duke ⁽¹⁾
5-16	A	L ⁽⁷⁾	1-2	* Duke ⁽²⁾
5-22	N2	L	3-4	^ Maryland

* - ACC

4-17	H	W ⁽⁷⁾	11-0	# Florida State ⁽¹⁾
4-17	H	W	12-7	Florida State ⁽²⁾
4-18	H	W	3-2	Florida State
4-21	H	L	1-4	Georgia Tech
4-25	H	W	8-2	* South Carolina
5-4	A	W	8-4	* South Carolina
5-6	H	L	5-16	* Virginia
5-7	H	W	5-2	* Virginia
5-8	H	W ⁽¹⁰⁾	3-2	* Maryland
5-9	H	W	4-1	* Maryland
5-12	A	W	5-2	* Duke
5-14	A	W	9-1	* Wake Forest
5-15	A	W ⁽⁷⁾	6-4	Virginia Tech
5-16	N3	L	0-4	^ Maryland

1972 (19-15 Overall; 6-7 ACC, 5th)

Head Coach: Bill Wilhelm (15th)

Date	St	W-L	Score	Opponent
3-4	H	W	10-0	Louisville
3-5	H	W	14-2	Louisville
3-6	H	W	1-0	West Virginia
3-7	H	W	9-1	West Virginia
3-10	A	L	7-11	Florida State
3-11	A	L	3-6	Florida State
3-12	A	L	3-20	Florida State
3-17	N1	W	6-4 %	Virginia Tech
3-17	A	W	2-1 †	Georgia Southern
3-18	A	L	4-10 %	Georgia Southern
3-18	N1	L	3-4 %	Virginia Tech
3-20	H	W	2-1	Ohio
3-21	H	L ⁽¹⁰⁾	1-2	Ohio
4-1	A	W ⁽⁷⁾	8-0	* North Carolina ⁽¹⁾
4-1	A	L ⁽⁷⁾	1-3	* North Carolina ⁽²⁾
4-2	A	W	7-2	* N.C. State
4-4	H	W	8-0	South Carolina
4-5	A	L	1-2	South Carolina
4-8	H	W ⁽⁷⁾	2-0	* Wake Forest ⁽¹⁾
4-8	H	W ⁽⁷⁾	4-3	* Wake Forest ⁽²⁾
4-9	H	W ⁽¹¹⁾	1-0	Georgia Tech
4-12	A	W	12-4	Georgia
4-15	H	W ⁽⁷⁾	7-0	* N.C. State ⁽¹⁾
4-15	H	L ⁽⁷⁾	2-3	* N.C. State ⁽²⁾
4-16	H	W ⁽¹²⁾	5-4	* North Carolina
4-18	A	W	12-3	Georgia
4-21	N2	W	5-2	South Carolina
5-2	H	W	4-0	Georgia
5-5	A	L	8-9	* Wake Forest
5-6	A	L ⁽⁷⁾	3-4	* Virginia ⁽¹⁾
5-6	A	L ⁽⁷⁾	2-5	* Virginia ⁽²⁾
5-7	A	L	2-5	* Virginia
5-10	A	L	2-3	* Maryland ⁽¹⁾
5-10	A	L ⁽⁷⁾	0-3 ^	* Maryland ⁽²⁾

* - ACC game; # - no-hit game; † - Wilhelm's 300th victory; ^ - not counted in ACC standings; % - Georgia Southern Tournament; N1 - Statesboro, GA; N2 - Sumter, SC

1973 (24-16 Overall; 10-2 ACC, T-1st)

Head Coach: Bill Wilhelm (16th)

Date	St	W-L	Score	Opponent
3-9	H	W	7-3	West Virginia
3-13	H	W	5-0	Appalachian State
3-15	H	L ⁽¹⁰⁾	4-8	Central Michigan
3-16	H	W ⁽⁸⁾	3-0 #	* Maryland
3-18	N1	W	8-4	Austin Peay State
3-19	A	L ⁽⁷⁾	1-2	Mississippi State ⁽¹⁾
3-19	A	L ⁽⁷⁾	0-2	Mississippi State ⁽²⁾
3-20	A	L ⁽⁷⁾	3-6	Mississippi ⁽¹⁾
3-20	A	W ⁽⁵⁾	10-4	Mississippi ⁽²⁾
3-21	A	L	3-10	Mississippi
3-22	A	L	1-10	South Alabama
3-23	N2	W	2-0	Yale
3-23	A	L	1-11	South Alabama
3-25	A	W	15-8	Alabama
3-27	A	W	7-0	* Wake Forest
3-28	H	L ⁽⁷⁾	2-8	Western Michigan ⁽¹⁾
3-28	H	W ⁽⁷⁾	10-8	Western Michigan ⁽²⁾
4-3	H	W ⁽⁸⁾	3-0	* North Carolina
4-4	A	W	4-2	South Carolina

4-5	H	W	12-3	Georgia
4-6	H	L ⁽¹⁰⁾	4-6	* Virginia
4-9	H	W	5-3	* Wake Forest
4-10	H	L	1-3	South Carolina
4-11	A	W	6-5	Georgia
4-13	A	W ⁽⁷⁾	8-1	* N.C. State ⁽¹⁾
4-13	A	L ⁽⁷⁾	1-7	* N.C. State ⁽²⁾
4-14	A	W	3-1	* North Carolina
4-15	A	W	11-3	* Virginia
4-16	A	W	10-0	* Maryland
4-17	A	W ⁽⁷⁾	9-7	* Duke ⁽¹⁾
4-17	A	W ⁽⁷⁾	4-3	* Duke ⁽²⁾
4-20	N3	W	10-3	+ Wake Forest
4-21	N3	W	3-1	+ Virginia
4-22	N3	L ⁽¹⁰⁾	4-8	+ N.C. State ⁽¹⁾
4-22	N3	L	2-3	+ N.C. State ⁽²⁾
4-23	H	L	5-7	Georgia
4-26	H	W ⁽⁷⁾	2-1	Florida State ⁽¹⁾
4-26	H	L ⁽⁷⁾	1-2	Florida State ⁽²⁾
4-27	H	L	1-9	Florida State
4-28	N4	W	9-5	South Carolina

* - ACC game; # - no-hit game; + - ACC Tournament; N1 - Livingston, AL; N2 - Mobile, AL; N3 - Chapel Hill, NC; N4 - Spartanburg, SC

1974 (23-15 Overall; 10-1 ACC, 1st)

Head Coach: Bill Wilhelm (17th)

Date	St	W-L	Score	Opponent
3-1	A	L	8-9	Georgia Southern
3-2	A	L	2-5	Georgia Southern
3-3	A	L	3-6	Georgia Southern
3-5	H	W	8-1	Mercer
3-6	H	W	12-0	Mercer
3-8	A	L	3-6	Florida State
3-9	A	W	7-5	Florida State
3-10	A	L	3-5	Florida State
3-13	H	L ⁽¹⁰⁾	3-4	Western Carolina
3-15	H	W	3-2	* Maryland
3-17	A	L	6-17	Florida
3-18	A	L	3-10	Florida
3-19	A	W	24-2	Florida
3-20	A	L	5-6	Florida Southern
3-21	A	W	5-2	Florida Southern
3-26	H	W	5-0	East Tennessee State
3-28	H	L	0-3	South Carolina
3-30	H	W	18-1	* North Carolina
3-31	H	W	18-1	* Duke
4-2	H	W	3-0	Georgia
4-3	A	L	7-11	Georgia Tech
4-6	A	W	7-0	* Wake Forest
4-7	A	W	2-1	* N.C. State
4-9	H	W	12-3	Georgia Tech
4-10	A	L	4-5	Georgia
4-12	A	W	3-2	* North Carolina
4-14	A	W	8-5	* Maryland
4-16	H	W	6-3	Georgia
4-17	H	W	10-8	Georgia Tech
4-19	H	W ⁽¹⁶⁾	3-2	* Virginia ⁽¹⁾
4-19	H	L ⁽⁷⁾	1-2	* Virginia ⁽²⁾
4-20	H	W	12-3	* Wake Forest
4-21	H	W	5-0	* N.C. State
4-26	N1	L	2-3	+ Virginia
4-27	N1	W	6-4	+ North Carolina
4-27	N1	W	9-6	+ Virginia
4-28	A	W	12-5	+ N.C. State ⁽¹⁾
4-28	A	L	6-8	+ N.C. State ⁽²⁾

* - ACC game; + - ACC Tournament; N1 - Raleigh, NC

1975 (33-10 Overall; 10-2 ACC, T-1st)

Ranked #25 by Collegiate Baseball

Head Coach: Bill Wilhelm (18th)

Date	St	W-L	Score	Opponent
3-1	H	W	9-6	Gardner-Webb
3-3	H	W	26-6	West Virginia
3-4	H	W	12-3	West Virginia
3-7	H	W ⁽⁸⁾	4-1	Georgia Southern
3-8	H	W	13-3	Georgia Southern
3-9	H	W	9-2	Georgia Southern
3-14	A	W ⁽⁷⁾	9-4	Alabama
3-14	N1	W ⁽⁷⁾	4-1	Tennessee

3-15	N1	L ⁽⁷⁾	4-8	Tennessee
3-15	A	W ⁽⁷⁾	7-3	Alabama
3-17	A	L	1-2	Birmingham-Southern
3-19	A	W	5-4	Auburn ⁽¹⁾
3-19	A	W	6-4	Auburn ⁽²⁾
3-20	A	W	3-0	Mercer
3-21	A	W	3-2	Mercer
3-23	A	W	11-1	Georgia
3-25	H	W	10-7	Marshall
3-26	H	L ⁽⁷⁾	1-4	Marshall ⁽¹⁾
3-26	H	W ⁽⁷⁾	13-0	Marshall ⁽²⁾
3-28	A	L	3-6	* Maryland
3-31	H	W	4-0	Saint John's
4-1	H	W	8-0	Western Carolina
4-4	H	W	4-2	* Virginia
4-5	H	W	6-5	* N.C. State
4-6	H	L	1-3	* N.C. State
4-8	A	W	10-3	Georgia Tech
4-11	H	W ⁽⁷⁾	6-2	* North Carolina ⁽¹⁾
4-11	H	W ⁽⁷⁾	5-2	* North Carolina ⁽²⁾
4-12	H	W	14-3	* Duke ⁽¹⁾
4-12	H	W	8-1	* Duke ⁽²⁾
4-13	H	W	5-2	* Maryland
4-15	H	W	10-1	Georgia
4-16	A	L	2-6	South Carolina
4-18	A	W	6-3	* Virginia
4-19	A	W	7-2	* Wake Forest
4-20	A	W	6-1	* Wake Forest
4-22	A	W	18-3	Georgia Tech
4-25	A	L	2-7	+ North Carolina
4-26	N2	W	15-1	+ Wake Forest
4-26	A	W	7-6	+ North Carolina
4-27	N2	L	2-3	+ N.C. State
5-23	A	L	3-5	\$ Eastern Michigan
5-24	N3	L	4-5	\$ Penn State

* - ACC game; + - ACC Tournament; \$ - NCAA Midwest Regional; N1 - Tuscaloosa, AL; N2 - Chapel Hill, NC; N3 - Ypsilanti, MI

1976 (36-15 Overall; 10-2 ACC, 1st)

ACC Champion

College World Series Participant

Ranked #5 by Collegiate Baseball

Head Coach: Bill Wilhelm (19th)

Date	St	W-L	Score	Opponent
3-1	H	W	3-0	High Point
3-2	H	W ⁽¹¹⁾	4-3	High Point
3-3	H	W	9-0	Francis Marion
3-5	H	W	6-2	Charleston Southern
3-7	H	W	5-4	James Madison
3-8	A	L	3-4	Georgia
3-10	A	W	9-5	Erskine
3-11	H	W	6-0 †	* Maryland
3-13	A	W	6-5	Florida
3-14	A	L	4-5	Florida
3-15	A	L	3-7	Rollins
3-15	A	L ⁽¹⁰⁾	1-3	Stetson
3-16	A	W	7-6	Rollins
3-17	A	W	11-3	Florida Southern
3-18	A	L	1-2	Florida Southern
3-19	A	L	2-16	Jacksonville
3-20	A	L	8-15	Georgia Southern ⁽¹⁾
3-20	A	W	16-12	Georgia Southern ⁽²⁾
3-22	H	L ⁽¹⁴⁾	1-3	Toledo
3-23	H	L	1-4	Toledo
3-24	H	L	4-6	Toledo
3-25	A	W	4-1	Newberry
3-27	H	W	10-6	North Carolina-Wilmington
3-28	H	W	10-2	North Carolina-Wilmington
3-31	N1	W	7-5	* Wake Forest ⁽¹⁾
3-31	N1	W	4-2	* Wake Forest ⁽²⁾
4-2	A	W	10-6	South Carolina
4-3	A	W	7-4	* N.C. State
4-4	A	W	8-0	* N.C. State
4-5	A	W	12-3	Georgia Tech
4-6	H	W	5-2	Georgia
4-8	A	W	20-7	* Duke
4-9	A	L	1-10	* Duke
4-10	A	L ⁽¹⁰⁾	2-3	* North Carolina
4-11	A	W ⁽¹²⁾	3-2	* North Carolina
4-12	A	W ⁽¹¹⁾	12-10	Georgia Tech
4-13	H	L	3-4	South Carolina

Pat Fitzsimmons hit three doubles in Clemson's 15-1 victory over Wake Forest in the 1975 ACC Tournament.

4-14	A	W	10-3	Georgia
4-16	H	W	9-0	* Virginia
4-17	H	W	9-0 #	* Virginia
4-18	H	W	8-6	* Maryland
4-21	A	W	10-4	Wofford
4-23	H	W	2-0	+ Wake Forest
4-24	H	W	2-1	+ Maryland
4-25	H	W	3-2	+ Maryland
5-21	N1	W	13-2	\$ Furman
5-22	A	W	10-4	\$ South Carolina
5-24	N1	W	6-2	\$ Furman
6-11	N2	W	9-4	! Auburn
6-13	N2	L ⁽¹⁰⁾	2-3	! Eastern Michigan
6-14	N2	L	6-10	! Arizona

* - ACC game; # - no-hit game; † - Wilhelm's 400th victory; + - ACC Tournament; \$ - NCAA Atlantic Regional; ! - College World Series; N1 - Columbia, SC; N2 - Omaha, NE

1977 (42-10 Overall; 9-1 ACC, 1st)

College World Series Participant

Ranked #5 by Collegiate Baseball

Head Coach: Bill Wilhelm (20th)

Date	St	W-L	Score	Opponent
2-26	A	W ⁽⁷⁾	12-2	Columbus ⁽¹⁾
2-26	A	W ⁽⁷⁾	13-5	Columbus ⁽²⁾
3-1	H	W	10-1	High Point
3-2	H	W	10-0	High Point
3-3	A	W	2-1	Georgia
3-5	H	W	6-0	* Duke
3-8	H	W ⁽⁷⁾	6-2	James Madison ⁽¹⁾
3-8	H	W	10-3	James Madison ⁽²⁾
3-9	H	W	3-0	Mercer
3-10	H	W	8-6	Mercer
3-11	H	W	5-2	Marshall
3-12	A	W	5-2	The Citadel
3-14	A	W	8-0	Charleston Southern
3-15	A	W	3-1	Charleston Southern
3-16	A	W	8-6	Francis Marion
3-17	A	W	8-0	# North Carolina-Wilmington
3-18	A	W	4-1	North Carolina-Wilmington
3-19	A	W	11-6	* Wake Forest
3-20	A	W	13-12	* Wake Forest
3-22	H	W	8-1	Toledo
3-23	H	W ⁽⁷⁾	10-3	Toledo ⁽¹⁾
3-23	H	W ⁽⁷⁾	6-5	Toledo ⁽²⁾
3-24	H	W ⁽¹¹⁾	5-3	Toledo ⁽¹⁾
3-24	H	W ⁽⁵⁾	13-0	Toledo ^{(2)</}

4-8	H	W	8-7	Georgia Tech
4-9	H	W	14-0	*North Carolina
4-10	H	W	9-3	*North Carolina
4-12	A	L ⁽⁷⁾	6-7	South Carolina ⁽¹⁾
4-12	A	L ⁽⁷⁾	2-7	South Carolina ⁽²⁾
4-14	A	L ⁽¹⁰⁾	9-12	*Maryland
4-15	A	W	9-6	*Maryland
4-16	A	W	8-3	*Virginia
4-17	A	W	26-4	*Virginia
4-19	A	W ⁽⁶⁾	2-0	Wofford
4-22	H	W	10-3	+N.C. State
4-23	H	L	4-5	+Wake Forest
4-24	H	W	14-6	+N.C. State
4-24	H	L	9-22	+Wake Forest
5-20	N1	W	8-7	\$Mississippi
5-21	A	W	7-2	\$Miami (FL)
5-22	A	L	3-10	\$Miami (FL) ⁽¹⁾
5-22	A	W	10-9	\$Miami (FL) ⁽²⁾
6-10	N2	L	7-10	!Arizona State
6-11	N2	W	13-4	!Temple
6-14	N2	L	0-1	!California State-Los Angeles

* - ACC game; # - no-hit game; + - ACC Tournament; \$ - NCAA South Regional; ! - College World Series; N1 - Coral Gables, FL; N2 - Omaha, NE


1978 (39-14 Overall; 10-2 ACC, 1st) ACC Champion

Ranked #25 by Collegiate Baseball

Head Coach: Bill Wilhelm (21st)

Date	St	W-L	Score	Opponent
2-25	A	W ⁽⁷⁾	10-4	Columbus ⁽¹⁾
2-25	A	W ⁽⁶⁾	9-4	Columbus ⁽²⁾
2-26	A	W	7-6	Valdosta State ⁽¹⁾
2-26	A	L ⁽⁶⁾	1-4	Valdosta State ⁽²⁾
3-4	A	L	2-4	Georgia Southern
3-5	A	L ⁽⁷⁾	1-3	Georgia Southern ⁽¹⁾
3-5	A	W ⁽⁷⁾	5-2	Georgia Southern ⁽²⁾
3-7	H	W ⁽⁷⁾	7-6	James Madison ⁽¹⁾
3-7	H	W ⁽⁶⁾	6-5	James Madison ⁽²⁾
3-12	H	W	8-1	*Wake Forest
3-13	H	W	11-3	*Wake Forest
3-16	H	W	14-4	*Virginia
3-17	H	W	4-3	*Virginia
3-18	A	W	6-1	High Point
3-19	A	W	4-0	*N.C. State
3-20	A	W	25-6	*Duke
3-21	A	W ⁽⁶⁾	15-10	*Duke
3-22	A	L	3-4	East Carolina
3-23	A	W	3-0	East Carolina
3-24	A	L	1-6	*North Carolina
3-28	H	W ⁽¹²⁾	3-2	Lewis
3-29	H	W ⁽⁷⁾	5-0	Lewis ⁽¹⁾
3-29	H	W ⁽⁷⁾	1-0	Lewis ⁽²⁾
3-30	H	W	10-2	Lewis
4-1	A	W	10-2	South Carolina
4-2	A	L	6-10	South Carolina
4-3	H	W	12-3	Western Carolina
4-4	A	L ⁽⁷⁾	2-4	Mercer ⁽¹⁾
4-4	A	L ⁽⁷⁾	4-7	Mercer ⁽²⁾
4-5	A	W ⁽⁷⁾	11-6	Georgia ⁽¹⁾
4-5	A	L ⁽⁷⁾	5-6	Georgia ⁽²⁾
4-6	H	W ⁽⁷⁾	3-2	Charleston Southern ⁽¹⁾
4-6	H	W ⁽⁷⁾	10-3	Charleston Southern ⁽²⁾
4-7	A	W	13-9	Georgia Tech
4-8	H	W ⁽⁷⁾	5-1	Howard ⁽¹⁾
4-8	H	W ⁽⁷⁾	15-7	Howard ⁽²⁾
4-9	H	W	7-6	Howard
4-10	H	L	1-3	Francis Marion
4-12	A	W	6-1	†Newberry
4-13	H	L	1-2	Georgia Tech
4-15	H	W	17-8	*Maryland
4-16	H	W	8-7	*Maryland
4-17	A	L ⁽¹²⁾	9-10	*North Carolina
4-18	A	W ⁽⁶⁾	2-1	*N.C. State
4-22	H	W	12-1	+N.C. State
4-23	H	W	13-0	+Duke
4-24	H	W	7-2	+Wake Forest
4-28	H	W	7-6	North Carolina-Wilmington
4-29	H	W	4-3	North Carolina-Wilmington
4-30	H	W	11-4	South Carolina
5-19	A	W	8-5	\$Miami (FL)

The 1978 Tigers advanced to the NCAA Atlantic Regional at Coral Gables, FL after capturing the ACC Tournament Championship.



5-20	N1	L	5-9	\$Marshall
5-21	A	L	5-7	\$Miami (FL)

* - ACC game; † - Wilhelm's 500th victory; + - ACC Tournament; \$ - NCAA Atlantic Regional; N1 - Coral Gables, FL

1979 (40-15 Overall; 10-1 ACC, 1st) ACC Champion

Ranked #9 by Collegiate Baseball

Head Coach: Bill Wilhelm (22nd)

Date	St	W-L	Score	Opponent
2-23	A	L	5-17	Florida
2-26	A	W ⁽⁷⁾	5-0	Valdosta State ⁽¹⁾
2-26	A	W ⁽⁷⁾	6-2	Valdosta State ⁽²⁾
2-28	H	W	12-2	Georgia
3-3	H	W ⁽⁷⁾	2-1	High Point ⁽¹⁾
3-3	H	W ⁽⁷⁾	6-2	High Point ⁽²⁾
3-6	H	W	2-1	East Carolina
3-7	H	W	1-0	East Carolina
3-8	H	W	8-3	Western Carolina
3-10	A	L	2-4	Auburn
3-11	A	L	1-10	#Auburn
3-12	A	L ⁽⁷⁾	1-5	Columbus ⁽¹⁾
3-12	A	W ⁽⁷⁾	11-1	Columbus ⁽²⁾
3-14	H	W	13-1	*Duke
3-15	H	W	6-4	*Duke
3-17	A	W	8-2	Francis Marion
3-18	A	W	17-2	North Carolina-Wilmington
3-19	A	W	8-6	North Carolina-Wilmington
3-20	A	W	10-3	The Citadel
3-21	A	W	6-1	The Citadel
3-22	A	W	17-10	Charleston Southern
3-24	A	W	3-1	South Carolina
3-25	A	L	6-7	South Carolina
3-27	H	W	6-5	*North Carolina
3-28	H	W	7-4	*North Carolina
3-31	H	W	8-1	*N.C. State
4-1	A	W	13-3	Western Carolina
4-5	H	W	11-4	Howard
4-7	A	W	41-9	*N.C. State
4-8	A	W ⁽¹⁶⁾	8-6	*Wake Forest
4-9	A	W	13-7	*Wake Forest
4-10	H	W	12-3	Erskine
4-11	A	W	14-6	Georgia Tech
4-14	H	W	1-0	South Carolina
4-15	H	W	6-3	South Carolina
4-16	A	L	14-15	Georgia
4-18	H	W	20-2	Georgia Tech
4-21	H	L	8-10	Georgia Southern
4-22	H	W ⁽⁸⁾	1-0	Georgia Southern ⁽¹⁾
4-22	H	L ⁽⁶⁾	10-12	Georgia Southern ⁽²⁾
4-25	A	W	10-4	*Virginia
4-28	A	W ⁽⁷⁾	5-3	*Maryland ⁽¹⁾
4-28	A	L ⁽⁷⁾	2-6	*Maryland ⁽²⁾
5-5	A	W	11-5	Appalachian State
5-6	A	W	15-1	Appalachian State
5-7	A	L	8-12	Virginia Tech
5-8	A	W	15-2	James Madison
5-9	A	L	10-11	James Madison
5-10	A	L	4-7	James Madison
5-11	A	W	8-6	East Tennessee State
5-12	A	L	8-13	East Tennessee State

5-18	N1	W	8-4	\$Georgia Southern
5-19	A	L	1-2	\$Miami (FL)
5-20	N1	W	2-0	\$Georgia Southern
5-20	A	L	1-4	\$Miami (FL)

* - ACC game; # - no-hit game; \$ - NCAA Atlantic Regional; N1 - Coral Gables, FL

1980 (38-21 Overall; 6-5 ACC, 3rd) ACC Champion

College World Series Participant

Ranked #4 by Collegiate Baseball

Head Coach: Bill Wilhelm (23rd)

Date	St	W-L	Score	Opponent
2-21	H	W	8-0	Erskine
2-22	A	L	2-6	Valdosta State
2-23	A	L	3-4	Florida
2-25	A	L	0-6	Florida
2-27	H	W	22-7	Georgia
2-28	H	W	10-2	Western Carolina
3-1	A	W	8-5	Georgia
3-7	H	L	2-3	East Tennessee State
3-9	H	L ⁽¹¹⁾	1-3	East Tennessee State ⁽¹⁾
3-9	H	W ⁽⁷⁾	8-0	East Tennessee State ⁽²⁾
3-10	H	W ⁽⁷⁾	2-0	#North Carolina-Wilmington ⁽¹⁾
3-10	H	L ⁽⁷⁾	1-3	North Carolina-Wilmington ⁽²⁾
3-11	H	W	8-2	North Carolina-Wilmington
3-14	H	W ⁽¹⁰⁾	5-4	*Wake Forest
3-15	A	W	10-7	%Stetson
3-17	N1	L	7-10	%Cincinnati
3-18	A	W	3-2	%Rollins
3-19	N1	W	5-0	%Cornell
3-20	N1	W	8-2	%Cincinnati
3-21	A	L	1-5	%Rollins
3-22	N1	L ⁽¹⁰⁾	6-7	%Cornell
3-25	H	W	4-1	Ohio State
3-26	H	W	2-0	Ohio State
3-27	H	W ⁽⁷⁾	6-0	Ohio State ⁽¹⁾
3-27	H	W ⁽⁷⁾	8-3	Ohio State ⁽²⁾
3-31	H	W	12-1	Howard
4-1	H	W	4-2	Howard
4-3	H	W	18-1	*Georgia Tech
4-5	H	L	3-14	*North Carolina
4-6	H	L	3-6	*N.C. State
4-7	H	W	3-2	Francis Marion
4-9	A	L	10-12	*Georgia Tech
4-10	A	W	14-8	Western Carolina
4-11	A	L	4-5	*Wake Forest
4-12	A	L	3-4	*North Carolina
4-15	H	W	9-3	South Carolina
4-16	H	W	4-3	South Carolina
4-17	H	W	3-1	*Virginia
4-18	H	W	6-5	*Virginia
4-19	H	W	1-0	*Maryland
4-20	H	W	5-2	*Maryland
4-22	N2	W	4-0	+Wake Forest
4-24	N2	W	9-4	+Maryland
4-25	A	W	5-4	+N.C. State
4-26	N2	W	12-3	+North Carolina
5-3	H	L	2-4	Virginia Tech
5-4	H	W	8-0	Virginia Tech
5-5	A	W	13-3	Georgia Southern
5-6	A	W ⁽¹⁰⁾	10-8	Georgia Southern

5-7	A	L	5-14	Georgia Southern
5-8	A	L	7-13	Tennessee
5-9	A	W	11-3	Tennessee
5-10	A	L	1-6	South Carolina
5-11	A	L	1-4	South Carolina
5-22	H	W	22-4	\$East Tennessee State
5-24	H	W	6-2	\$South Carolina
5-25	H	W	17-12	\$South Carolina
5-31	N3	L	5-13	!Miami (FL)
6-1	N3	L	4-6	!California

* - ACC game; # - perfect, no-hit game; % - Rollins Invitational; + - ACC Tournament; \$ - NCAA Atlantic Regional; ! - College World Series; N1 - Winter Park, FL; N2 - Raleigh, NC; N3 - Omaha, NE

1981 (34-24 Overall; 10-4 ACC, T-1st) ACC Champion

Head Coach: Bill Wilhelm (24th)

Date	St	W-L	Score	Opponent
2-20	A	W	6-0	The Citadel
2-21	A	W	6-3	The Citadel
2-26	A	L	1-8	Florida
2-27	A	L	4-5	Florida
2-28	A	L	8-9	Florida State
3-1	A	L	7-11	Florida State
3-2	A	L	4-7	Valdosta State
3-3	A	W	6-1	Valdosta State
3-5	A	W	19-16	Georgia
3-6	H	W ⁽¹⁰⁾	7-6	Western Carolina
3-7	H	W	16-1	Appalachian State
3-8	H	L	4-10	Appalachian State
3-9	H	W	18-3	Marshall
3-10	H	W	2-0	Howard
3-11	H	W	15-1	Howard
3-12	H	W	7-4	*Duke
3-13	H	W	8-7	*Duke
3-14	A	W	9-5	†Winthrop
3-15	A	W	10-2	Francis Marion
3-16	A	L	8-9	North Carolina-Wilmington
3-17	A	W ⁽¹⁰⁾	3-2	North Carolina-Wilmington
3-18	A	W	14-4	East Carolina
3-19	A	L	1-4	East Carolina
3-20	A	L	6-7	*Wake Forest
3-21	A	L	7-10	*North Carolina
3-23	H	W	4-2	Ohio State
3-24	H	L ⁽¹¹⁾	7-8	Ohio State
3-25	H	W	5-3	Tennessee
3-26	H	L	4-10	Tennessee
3-27	H	L ⁽¹¹⁾	5-6	Georgia Southern
3-28	H	W	6-0	Georgia Southern
3-29	H	L	7-8	Georgia Southern
3-31	H	L	2-3	Georgia
4-1	H	W	6-4	*Georgia Tech
4-2	H	W	6-4	Winthrop
4-3	A	L	2-6	South Carolina
4-4	A	L	7-12	South Carolina
4-5	H	W ⁽¹¹⁾	6-5	*Wake Forest
4-6	A	W	13-1	Erskine
4-7	A	W	10-5	*Georgia Tech
4-8	A	L	20-22	Georgia
4-11	H	W ⁽⁷⁾	6-1	*N.C. State ⁽¹⁾
4-11	H	W ⁽⁷⁾	2-0	*N.C. State ⁽²⁾
4-12	H	W	6-2	*North Carolina
4-13	H	W ⁽¹¹⁾	5-4	South Carolina
4-14	H	L	2-12	South Carolina
4-16	A	L	11-21	*Maryland
4-17	A	L	6-10	*Maryland
4-18	A	W	11-7	*Virginia
4-19	A	W	11-5	*Virginia
4-22	N1	W ⁽¹⁰⁾	7-6	+Georgia Tech
4-23	N1	L	0-1	+Duke
4-24	N1	W ⁽¹⁰⁾	6-5	+Wake Forest
4-25	A	W	7-4	+North Carolina
4-25	N1	W	9-2	+Duke
4-26	A	W	7-5	+North Carolina
5-22	H	L	2-7	\$Wichita State
5-23	H	L	1-2	\$East Tennessee State

* - ACC game; † - Wilhelm's 600th victory; + - ACC Tournament; \$ - NCAA Atlantic Regional; N1 - Chapel Hill, NC

1982 (37-22 Overall; 10-2 ACC, 1st)

Head Coach: Bill Wilhelm (25th)

Date	St	W-L	Score	Opponent
2-24	A	W	7-0	Florida
2-25	A	W	14-5	Florida
2-26	A	W	12-7	Florida
2-27	A	W ⁽⁷⁾	10-5	Valdosta State ⁽¹⁾
2-27	A	W ⁽⁷⁾	1-0	Valdosta State ⁽²⁾
2-28	A	W ⁽⁷⁾	8-3	Valdosta State ⁽¹⁾
2-28	A	W ⁽⁷⁾	3-0	Valdosta State ⁽²⁾
3-2	H	L	3-7	Georgia
3-3	H	W	6-2	Campbell
3-4	H	W	11-1	Campbell
3-5	H	W	5-0	# Western Carolina
3-6	H	W	20-7	The Citadel
3-8	H	W	2-1	East Carolina
3-9	H	W	6-3	East Carolina
3-10	H	W	6-3	North Carolina-Wilmington
3-11	H	W	7-1	Marshall
3-12	H	W	12-5	Marshall
3-14	H	W	13-1	*Wake Forest
3-17	A	W	9-6	*N.C. State
3-18	A	L ⁽¹⁰⁾	4-5	*North Carolina
3-19	A	W	5-3	*Duke
3-22	H	W	14-2	Howard
3-23	H	W	17-4	Howard
3-24	H	L	2-7	Ohio State
3-25	H	W	7-1	Ohio State
3-27	H	W	7-2	Francis Marion
3-28	A	L	6-7	Winthrop
3-29	A	L	3-10	Western Carolina
3-31	H	W	17-4	*Georgia Tech
4-1	H	L	1-8	Florida State
4-2	H	L ⁽⁷⁾	6-7	Florida State
4-3	H	W	10-7	*North Carolina
4-4	H	L	13-16	*N.C. State
4-6	A	L	10-11	Georgia
4-7	A	W	10-2	*Georgia Tech
4-11	H	W	4-1	South Carolina
4-12	H	L	4-5	South Carolina
4-13	H	L	5-8	Georgia
4-15	H	W	15-2	*Maryland
4-16	H	W ⁽¹³⁾	4-3	*Maryland
4-17	H	W	9-1	*Virginia
4-18	H	W	18-6	*Virginia
4-21	N1	W	10-9	+ Duke
4-22	N1	W	16-2	+ Georgia Tech
4-23	N1	L	4-6	+ Virginia
4-24	A	L	0-3	+ North Carolina
5-4	A	L	7-9	Alabama
5-5	A	L	1-7	Alabama
5-6	A	L	7-8	Alabama
5-8	A	L ⁽¹¹⁾	6-7	Auburn ⁽¹⁾
5-8	A	W	22-10	Auburn ⁽²⁾
5-9	A	L ⁽¹²⁾	0-9	^ Auburn

Brooks Shumake was named First-Team All-ACC in 1984 and led Clemson to a 12-2 ACC record.

5-10	A	L	3-5	Troy
5-11	A	W	4-0	Troy
5-13	A	W	25-5	Georgia Southern
5-14	A	L	6-7	Georgia Southern
5-15	A	W	12-2	Georgia Southern
5-16	A	L	5-11	South Carolina
5-17	A	L	1-4	South Carolina

* - ACC game; # - no-hit game; + - ACC Tournament; ^ - forfeited game (Score 7-7 in the top of 12th inning); N1 - Chapel Hill, NC

1983 (30-20-1 Overall; 6-5 ACC, 3rd)

Head Coach: Bill Wilhelm (26th)

Date	St	W-L	Score	Opponent
2-19	A	L	1-3	The Citadel
2-20	A	L	2-6	The Citadel
2-24	H	W	11-2	Winthrop
2-26	A	L	2-5	Florida
2-27	A	L	2-4	Florida
3-1	A	L ⁽¹⁴⁾	4-5	Florida State
3-2	A	T ⁽¹⁰⁾	3-3	Florida State
3-4	H	W	8-0	South Carolina
3-5	H	L	2-4	Old Dominion
3-6	H	W	9-2	*Duke
3-7	H	W	4-3	*Duke
3-8	H	L	5-6	Alabama
3-9	H	L	4-7	Alabama
3-10	H	W	8-2	Furman
3-12	A	W	20-8	Francis Marion
3-13	A	W	11-7	Wingate
3-14	A	W	3-0	North Carolina-Wilmington
3-15	A	W	12-5	North Carolina-Wilmington
3-16	A	L	4-9	North Carolina-Wilmington
3-20	A	L ⁽⁷⁾	2-5	*Maryland ⁽¹⁾
3-20	A	W ⁽⁷⁾	8-3	*Maryland ⁽²⁾
3-22	A	W	11-2	Furman
3-23	H	W	10-1	Ohio State
3-25	H	W ⁽⁷⁾	4-3	Georgia Southern ⁽¹⁾
3-25	H	W ⁽⁷⁾	1-0	Georgia Southern ⁽²⁾
3-26	H	W	8-4	*Wake Forest
3-26	H	W ⁽⁶⁾	5-4	Georgia Southern
3-29	H	W	4-2	East Tennessee State
3-30	H	W	2-0	East Tennessee State
3-31	H	W	4-2	East Tennessee State
4-3	A	L	4-6	*N.C. State
4-5	H	W ⁽⁸⁾	8-3	Western Carolina
4-6	A	W	13-7	Georgia
4-7	A	L ⁽¹⁰⁾	6-7	*Georgia Tech
4-10	H	L	4-8	*N.C. State
4-11	A	W	16-0	Erskine
4-12	A	L	5-11	Georgia
4-14	A	W	8-1	*Virginia
4-16	A	L	2-7	*Wake Forest
4-17	H	W	19-6	*Georgia Tech
4-20	N1	W	12-5	+ Virginia
4-21	N1	W	8-1	+ N.C. State
4-22	A	L	5-6	+ North Carolina
4-24	N1	W	14-7	+ Duke
4-24	A	W	5-2	+ North Carolina
4-25	A	L	1-10	+ North Carolina
4-26	H	L ⁽¹⁰⁾	3-8	South Carolina
4-27	H	W	6-3	Georgia
4-29	A	L	7-13	Western Carolina
4-30	A	W	8-1	South Carolina
5-1	A	L	3-4	South Carolina

* - ACC game; + - ACC Tournament; N1 - Chapel Hill, NC

1984 (38-17 Overall; 12-2 ACC, T-1st)

Head Coach: Bill Wilhelm (27th)

Date	St	W-L	Score	Opponent
2-24	A	L	11-17	Georgia Southern
2-25	A	W	10-3	Georgia Southern
2-26	A	W	10-5	Georgia Southern
2-28	H	L ⁽⁷⁾	2-5	Ball State ⁽¹⁾
2-28	H	L ⁽⁷⁾	4-5	Ball State ⁽²⁾
2-29	H	W	9-1	Ball State
3-1	H	L	3-6	Old Dominion
3-2	H	W	6-3	Old Dominion
3-3	A	W	11-4	*Duke
3-4	A	W	7-1	*Duke
3-6	H	L ⁽⁷⁾	4-7	The Citadel ⁽¹⁾

3-6	H	W ⁽⁷⁾	6-0	# The Citadel ⁽²⁾
3-7	H	W	2-1	North Carolina-Wilmington
3-8	H	L	5-8	North Carolina-Wilmington
3-9	H	W	5-4	*Maryland
3-10	H	W	5-2	*Maryland
3-11	H	L	6-9	Georgia
3-12	H	W	8-1	† Marshall
3-14	H	W ⁽⁷⁾	7-3	Marshall ⁽¹⁾
3-14	H	W ⁽⁷⁾	6-0	Marshall ⁽²⁾
3-15	H	W	6-2	*Virginia
3-16	H	W	7-2	*Virginia
3-17	H	L	3-7	Virginia Tech
3-18	H	W	6-2	Virginia Tech
3-19	H	W	8-0	Virginia Tech
3-21	A	L	4-8	Alabama
3-22	A	W ⁽⁷⁾	4-1	Alabama ⁽¹⁾
3-22	A	L ⁽⁷⁾	1-3	Alabama ⁽²⁾
3-23	A	W	11-4	Mississippi
3-24	A	W	4-2	Mississippi
3-25	A	W ⁽¹¹⁾	3-1	Mississippi
3-28	H	W	5-1	*Georgia Tech
3-29	H	W	13-0	Florida State
3-30	H	W	13-3	Florida State
3-31	H	L	2-5	*N.C. State
4-1	H	L	1-3	*North Carolina
4-5	H	W	5-3	Western Carolina
4-6	A	W	13-1	*Wake Forest
4-7	A	W	15-7	*N.C. State
4-8	A	W	5-1	*North Carolina
4-10	H	L	7-9	Furman
4-11	A	W	7-2	*Georgia Tech
4-12	A	L	2-9	Western Carolina
4-13	A	W	10-1	South Carolina-Aiken
4-14	H	W	9-3	*Wake Forest
4-15	A	W	6-0	Winthrop
4-16	H	W	19-0	Augusta
4-18	N1	L	5-8	+ Duke
4-19	N1	W	7-6	+ Virginia
4-20	N1	W	12-1	+ Maryland
4-21	N1	L	6-7	+ North Carolina
4-24	A	L	11-14	Georgia
4-25	H	W	5-2	Georgia
4-26	H	W	11-1	Erskine
4-28	A	W	11-5	Vanderbilt

* - ACC game; # - no-hit game; † - Wilhelm's 700th victory; + - ACC Tournament; N1 - Durham, NC

1985 (36-30-1 Overall; 9-4 ACC, T-1st)

Head Coach: Bill Wilhelm (28th)

Date	St	W-L	Score	Opponent
2-16	A	L ⁽¹⁰⁾	9-10	The Citadel
2-17	A	W	12-5	The Citadel
2-23	A	W ⁽⁸⁾	5-3	Valdosta State ⁽¹⁾
2-23	A	L ⁽⁷⁾	3-10	Valdosta State ⁽²⁾
2-25	A	W ⁽⁷⁾	9-0	Valdosta State ⁽¹⁾
2-25	A	W ⁽⁷⁾	6-5	Valdosta State ⁽²⁾
2-28	H	L	3-4	Charlotte
3-2	A	L ⁽⁷⁾	2-11	North Carolina-Wilmington ⁽¹⁾
3-2	A	W ⁽⁷⁾	9-4	North Carolina-Wilmington ⁽²⁾
3-3	A	L	5-8	North Carolina-Wilmington
3-5	H	W	5-0	*Duke
3-6	H	W	11-2	*Duke
3-7	H	L	4-6	Old Dominion
3-8	H	W	8-2	Old Dominion
3-9	A	W ⁽¹⁰⁾	4-3	Charlotte
3-10	A	W	11-4	Francis Marion
3-11	A	L	7-8	Campbell
3-12	A	L	6-10	East Tennessee State
3-13	A	W	15-4	East Tennessee State
3-15	A	T ⁽⁶⁾	4-4	Virginia Tech
3-16	A	L	7-14	Virginia Tech
3-17	A	L	6-20	Virginia Tech
3-18	H	W	3-1	Georgia Southern
3-19	H	W	11-4	Georgia Southern
3-20	H	W	4-3	Kentucky
3-22	H	L	3-7	Kentucky
3-23	A	W	10-9	*Wake Forest
3-24	A	W	7-4	*Wake Forest
3-25	A	W	19-10	Furman
3-26	A	L	11-14	Georgia
3-28	A	L	1-19	*Virginia

3-30	A	W ⁽⁷⁾	7-1	*Maryland ⁽¹⁾
3-30	A	W ⁽⁷⁾	6-0	*Maryland ⁽²⁾
4-1	H	W	16-8	Alabama
4-2	H	W ⁽⁸⁾	5-4	Alabama ⁽¹⁾
4-2	H	L ⁽⁷⁾	5-9	Alabama ⁽²⁾
4-3	H	W	4-2	*Georgia Tech
4-5	H	W	3-2	† North Carolina
4-6	H	W	7-1	*N.C. State
4-7	H	W	13-5	Winthrop
4-9	H	W	3-2	Appalachian State
4-10	A	L	8-9	*Georgia Tech
4-12	A	W	17-0	Davidson
4-13	A	L	3-10	*North Carolina
4-14	A	L	4-9	*N.C. State
4-17	N1	W	17-12	+ Maryland
4-18	N1	W	3-2	+ North Carolina
4-19	A	L	9-12	+ Georgia Tech
4-20	N1	W	10-8	+ Virginia
4-20	A	L	5-7	+ Georgia Tech
4-23	A	W	9-2	Western Carolina
4-24	A	L	4-11	Georgia
4-25	A	W	6-5	Erskine
4-26	A	L	2-14	South Carolina
4-27	A	L	6-11	South Carolina
4-28	A	L	5-6	South Carolina
4-29	H	W	16-5	South Carolina-Aiken
4-30	H	L	3-4	Georgia
5-10	H	L	2-5	Florida International
5-11	H	W	4-3	Florida International
5-13	H	W	13-1	^ Furman
5-14	H	L	6-12	South Carolina
5-15	H	L	6-8	South Carolina
5-16	H	L	3-8	South Carolina
5-17	N2	L	4-10	New Orleans
5-18	N2	W	12-3	New Orleans
5-19	N2	L ⁽⁶⁾	3-8	New Orleans

* - ACC game; † - Wilhelm's 750th victory; + - ACC Tournament; ^ - first night game ever played at Clemson; N1 - Atlanta, GA; N2 - Greenville, SC

1986 (42-21 Overall; 9-4 ACC, 3rd)

Head Coach: Bill Wilhelm (29th)

Date	St	W-L	Score	Opponent
2-15	A	W	12-5	Coastal Carolina
2-16	A	L	3-9	Coastal Carolina
2-21	A	L	3-9	Georgia Southern
2-22	A	W	12-9	Georgia Southern
2-23	A	W ⁽¹⁰⁾	12-10	Georgia Southern
2-28	H	W	12-2	Vanderbilt
3-1	H	L	3-6	Vanderbilt
3-2	H	L	6-11	Appalachian State
3-3	H	W	13-5	The Citadel
3-4	H	W	16-5	The Citadel
3-5	H	W	5-4	Old Dominion
3-7	H	W	18-8	Francis Marion
3-8	H	L	5-7	Campbell
3-9	H	W	9-4	Winthrop
3-11	H	L	1-2	Old Dominion
3-12	H	W	15-4	*Virginia
3-15	A	W ⁽¹²⁾	8-7	New Orleans
3-16	A	L	8-11	New Orleans
3-17	A	L	7-8	New Orleans
3-18	A	W	11-7	South Alabama
3-19	A	W	10-7	South Alabama
3-21	A	L	1-5	Auburn
3-22	A	L ⁽⁷⁾	2-5	Auburn ⁽¹⁾
3-22	A	L ⁽⁷⁾	8-9	Auburn ⁽²⁾
3-23	A	W	14-11	Auburn
3-25	H	W	9-2	Illinois
3-26	H	W	6-5	Illinois
3-27	H	W	23-8	*Maryland
3-28	H	W	9-2	*Maryland
3-29	H	W	7-1	*Wake Forest
3-30	H	W	22-2	*Wake Forest
4-1	A	W	9-7	Furman
4-2	H	W	5-4	Georgia
4-4	A	W	8-0	Western Carolina
4-5	A	W	6-1	*Duke</

4-12	A	L	8-12	*N.C. State
4-13	A	L	8-9	*North Carolina
4-15	H	W	14-1	East Tennessee State
4-16	H	W	6-3	Furman
4-17	H	W	13-7	Western Carolina
4-18	H	W	14-7	Davidson
4-19	H	W	6-2	*North Carolina
4-20	H	L	2-6	*N.C. State
4-22	A	W	6-3	*Georgia Tech
4-24	H	W	9-7	Charlotte
4-25	H	W	16-5	South Carolina
4-26	H	W	9-5	South Carolina
4-27	H	L ⁽¹²⁾	4-9	South Carolina
5-3	A	W	14-11	South Carolina
5-4	A	L	0-5	South Carolina
5-5	A	W	7-6	†South Carolina
5-6	A	W	14-7	Augusta
5-7	H	L	0-7	*Georgia Tech
5-9	N1	L	5-6	Miami (FL)
5-10	N1	W	7-4	Miami (FL)
5-11	N1	W	9-5	Miami (FL)
5-14	N2	W ⁽¹⁴⁾	6-5	+Wake Forest
5-15	N2	L	5-16	+Georgia Tech
5-16	N2	W ⁽¹⁰⁾	7-2	+Maryland
5-17	N2	L	4-6	+N.C. State

* - ACC game; † - Wilhelm's 800th victory;
+ - ACC Tournament; N1 - Greenville, SC;
N2 - Durham, NC

1987 (54-14-1 Overall; 16-5 ACC, 2nd)

Ranked #10 by Baseball America

Ranked #10 by Collegiate Baseball

Head Coach: Bill Wilhelm (30th)

Date	St	W-L	Score	Opponent
2-23	A	W ⁽⁷⁾	9-3	The Citadel ⁽¹⁾
2-23	A	W ⁽⁷⁾	12-0	The Citadel ⁽²⁾
2-25	H	W	8-1	Western Carolina
3-1	H	W ⁽⁸⁾	7-6	Appalachian State ⁽¹⁾
3-1	H	W ⁽⁷⁾	1-0	Appalachian State ⁽²⁾
3-2	H	W ⁽⁷⁾	8-7	North Carolina-Wilmington ⁽¹⁾
3-2	H	W ⁽⁷⁾	4-0	North Carolina-Wilmington ⁽²⁾
3-3	H	W	9-8	Old Dominion
3-4	H	W	4-1	Old Dominion
3-5	H	L	3-10	Georgia Southern
3-6	H	W	8-2	Georgia Southern
3-7	H	W	14-5	Georgia Southern
3-10	H	W ⁽⁷⁾	12-11	Marshall ⁽¹⁾
3-10	H	W ⁽⁷⁾	19-1	Marshall ⁽²⁾
3-11	H	W	20-1	Marshall
3-13	H	W	6-4	*Virginia
3-14	H	W	9-2	*Virginia
3-17	A	W	7-5	Florida International
3-18	A	L	1-6	Florida International
3-20	A	W	8-2	Miami (FL)
3-21	A	W	11-9	Miami (FL)
3-22	A	T	10-10	Miami (FL)
3-23	H	W	14-5	*Maryland
3-25	H	W	18-5	Auburn ⁽¹⁾
3-25	H	L ⁽⁷⁾	4-5	Auburn ⁽²⁾
3-26	H	W	3-2	Auburn

3-28	H	W	12-2	Valdosta State
3-29	H	W	12-6	Valdosta State
3-31	A	W ⁽⁷⁾	25-1	Charlotte
4-1	H	W	3-2	Georgia
4-2	A	L	7-11	Georgia
4-4	H	L ⁽⁷⁾	6-7	*N.C. State ⁽¹⁾
4-4	H	W ⁽⁷⁾	15-5	*N.C. State ⁽²⁾
4-5	H	W	11-5	*North Carolina
4-6	H	W	4-1	Furman
4-7	H	L	5-6	^Greenville Braves
4-8	A	L	2-4	*Georgia Tech
4-10	A	W	12-6	*Wake Forest
4-11	A	W	13-11	*Wake Forest
4-12	A	W	6-3	*Duke
4-13	A	W	11-4	*Virginia
4-15	H	L	6-7	*Georgia Tech
4-16	H	W	13-3	*Wake Forest
4-18	H	W	12-4	*Duke
4-19	H	W	6-3	*Duke
4-20	H	W	5-3	South Carolina
4-21	H	W	7-3	South Carolina
4-22	A	L	2-12	*Georgia Tech
4-25	A	L	3-4	*North Carolina
4-25	N1	W	9-8	*N.C. State
4-26	A	W	14-8	*North Carolina
5-2	A	W	5-3	South Carolina
5-3	A	W	8-7	South Carolina
5-5	A	W	8-1	*Maryland
5-6	A	W	9-7	*Maryland
5-7	A	W ⁽⁸⁾	10-8	†^Duke ⁽¹⁾
5-7	A	W ⁽⁷⁾	14-5	°Duke ⁽²⁾
5-8	H	L	6-7	South Alabama
5-9	H	W	1-0	South Alabama
5-10	H	W	11-1	South Alabama
5-13	N2	W	11-4	+Wake Forest
5-14	N2	W	9-4	+North Carolina
5-15	N2	W	8-0	+N.C. State
5-16	N2	L	1-7	+Georgia Tech
5-16	N2	L	7-11	+N.C. State
5-21	N3	W	8-0	\$West Virginia
5-22	N3	W	6-3	\$Seton Hall
5-23	N3	L	5-6	\$Arkansas
5-23	N3	W	6-3	\$Auburn
5-24	N3	L	2-4	\$Arkansas

1988 (54-14 Overall; 18-2 ACC, 1st)

Ranked #15 by Baseball America

Ranked #21 by Collegiate Baseball

Head Coach: Bill Wilhelm (31st)

Date	St	W-L	Score	Opponent
2-20	A	W	8-1	Auburn
2-21	A	L	2-5	Auburn
2-24	H	W	23-6	Charlotte
2-25	H	W	13-12	Georgia

* - ACC game; + - ACC Tournament; \$ - NCAA South Regional; ^ - exhibition game (not counted in record); † - Wilhelm's 850th victory; ° - not counted in ACC standings; N1 - Chapel Hill, NC; N2 - Greenville, SC; N3 - Huntsville, AL

2-27	A	W	12-1	North Carolina-Wilmington
2-28	A	W	13-2	North Carolina-Wilmington
3-1	H	W	8-4	Western Carolina
3-2	H	W	15-3	Furman
3-3	H	W	11-4	East Tennessee State
3-5	A	W	9-4	Charlotte
3-6	H	W	7-1	Appalachian State
3-7	H	W	15-2	Old Dominion
3-8	H	W	7-1	Old Dominion
3-9	H	W	10-2	Old Dominion
3-10	H	W	7-5	Liberty
3-12	H	W	9-6	*Virginia
3-14	N1	W	10-7	Long Beach State
3-15	N1	L	2-9	Brigham Young
3-16	N1	L	5-6	Washington State
3-17	A	L	10-13	Fresno State
3-18	N1	W	5-3	George Washington
3-19	N1	W ⁽⁷⁾	9-3	Oregon State
3-21	H	W ⁽⁷⁾	6-0	*Maryland ⁽¹⁾
3-21	H	W ⁽⁷⁾	5-4	*Maryland ⁽²⁾
3-22	A	L	7-8	Georgia
3-23	A	W	12-7	Furman
3-24	H	W	11-4	Ohio State
3-26	H	L ⁽⁷⁾	1-7	Ohio State ⁽¹⁾
3-26	H	W ⁽⁷⁾	4-3	Ohio State ⁽²⁾
3-27	H	W	8-4	Coastal Carolina
3-28	H	W	7-3	Coastal Carolina
4-1	H	W	5-2	*North Carolina
4-2	H	W	8-5	*North Carolina
4-3	H	W	9-8	*N.C. State
4-4	H	W	20-11	Western Carolina
4-5	H	W	11-10	^Greenville Braves
4-6	H	W	7-3	*Georgia Tech
4-9	A	W ⁽⁷⁾	10-3	*Duke ⁽¹⁾
4-9	A	W ⁽⁷⁾	10-3	*Duke ⁽²⁾
4-10	A	W	8-7	*Wake Forest
4-13	A	W	4-2	*Georgia Tech
4-14	A	W	12-4	Western Carolina
4-15	H	W	11-3	*Duke
4-16	H	W	11-7	*Wake Forest
4-17	H	W	8-5	*Wake Forest
4-19	H	W	18-8	Tennessee
4-20	H	W	6-1	Tennessee
4-21	H	W	7-4	†*Georgia Tech
4-22	H	W	7-6	South Carolina
4-23	H	L	7-11	South Carolina
4-24	H	W	8-5	South Carolina
4-30	A	W	5-2	South Carolina
5-1	A	L	6-7	South Carolina
5-2	A	W	8-3	*Virginia
5-3	A	W	6-0	*Virginia
5-6	A	L	3-6	*N.C. State
5-7	A	L	8-9	*N.C. State
5-8	A	W	8-6	*North Carolina
5-11	N2	W	9-1	+Duke
5-12	N2	L	0-1	+North Carolina
5-13	N2	W	9-0	+Maryland
5-14	N2	W	5-4	+North Carolina ⁽¹⁾
5-14	N2	L	6-7	+North Carolina ⁽²⁾
5-22	N3	W	16-1	Saint John's
5-23	N3	W	6-5	Saint John's
5-26	N4	W ⁽¹⁹⁾	3-2	\$Fordham
5-28	N4	L	1-6	\$Rutgers
5-28	N4	W	11-1	\$Saint John's
5-29	N4	L	7-8	\$Kentucky

* - ACC game; ^ - exhibition game (not counted in record); † - Wilhelm's 900th victory; + - ACC Tournament; \$ - NCAA Northeast Regional; N1 - Fresno, CA; N2 - Greenville, SC; N3 - Orlando, FL; N4 - New Britain, CT

1989 (50-20 Overall; 13-5 ACC, 2nd)

ACC Champion

Ranked #14 by Baseball America

Ranked #14 by Collegiate Baseball

Head Coach: Bill Wilhelm (32nd)

Date	St	W-L	Score	Opponent
2-18	A	W	22-5	Coastal Carolina
2-19	A	W	6-5	Coastal Carolina
2-25	H	W	4-2	Auburn
2-26	H	L	6-7	Auburn

2-28	H	W	9-8	Western Carolina
3-2	H	W	13-4	East Tennessee State
3-4	H	W	15-2	North Carolina-Wilmington
3-5	H	W	9-4	North Carolina-Wilmington
3-6	H	L ⁽¹⁰⁾	1-3	Old Dominion
3-7	H	W	6-3	Old Dominion
3-8	H	W ⁽¹⁵⁾	3-2	Old Dominion
3-10	H	W ⁽¹⁰⁾	5-4	Appalachian State
3-11	H	W	10-4	*Virginia
3-12	H	W	8-2	*Virginia
3-14	H	W	7-6	Western Carolina
3-15	H	W	3-0	Furman
3-18	H	W	16-3	*Maryland
3-19	A	W	11-0	*Wake Forest
3-20	A	W	6-2	*Wake Forest
3-24	A	W	6-4	*N.C. State
3-25	A	W	4-3	*North Carolina
3-26	A	L	0-3	*North Carolina
3-28	H	W	7-5	Seton Hall
3-29	H	W	8-5	Seton Hall
3-30	H	W	17-7	Seton Hall
3-31	H	W	7-1	South Carolina
4-1	H	W	12-6	South Carolina
4-2	H	W	9-6	South Carolina
4-3	H	W	15-4	Davidson
4-5	A	W	7-5	Tennessee
4-6	A	W	14-2	Western Carolina
4-9	H	W	6-3	*Wake Forest
4-10	H	W	12-4	Western Carolina
4-11	A	W	4-0	Furman
4-12	A	W	7-5	*Georgia Tech
4-14	A	W	8-0	*Virginia
4-16	A	L ⁽¹²⁾	4-5	*Maryland ⁽¹⁾
4-16	A	L ⁽⁵⁾	3-4	*Maryland ⁽²⁾
4-18	A	L	5-6	Georgia
4-19	H	W	16-5	*Georgia Tech
4-20	A	W	5-3	South Carolina
4-21	A	L	3-8	South Carolina
4-22	A	L	1-7	South Carolina
4-23	H	L	3-4	*North Carolina
4-25	H	W ⁽¹²⁾	3-2	Georgia
4-26	A	L	4-11	*Georgia Tech
4-28	H	L	5-11	Miami (FL)
4-29	H	L	2-10	Miami (FL)
4-30	H	W	5-4	†Miami (FL)
5-6	H	W	11-3	*N.C. State
5-7	H	W	13-6	*N.C. State
5-8	A	L	1-4	Georgia Southern
5-9	N1	W	4-1	Armstrong State
5-9	A	L ⁽⁵⁾	7-9	Georgia Southern
5-10	N1	L	3-5	Armstrong State
5-10	A	L	1-2	Georgia Southern
5-13	N2	W	8-0	+Maryland
5-14	N2	W	9-3	+Georgia Tech
5-15	N2	W	5-4	+North Carolina
5-16	N2	W	9-2	+N.C. State
5-16	N2	W	12-4	+North Carolina
5-19	N3	L ⁽¹⁰⁾	6-8	%Arizona
5-20	N3	L	0-2	%Miami (FL)
5-21	N3	W	7-1	%New Orleans
5-22	A	W	7-0	%North Carolina
5-25	N4	W	6-2	\$Stetson
5-26	N4	L	7-14	\$Auburn
5-27	N4	W	13-5	\$Stetson
5-27	N4	W	11-1	\$Auburn
5-28	A	L	1-8	\$Florida State

* - ACC game; % - Carolina Invitational; † - Wilhelm's 950th victory; + - ACC Tournament; \$ - NCAA Atlantic Regional; N1 - Statesboro, GA; N2 - Greenville, SC; N3 - Chapel Hill, NC; N4 - Tallahassee, FL

1990 (43-23 Overall; 14-6 ACC, 2nd)

Head Coach: Bill Wilhelm (33rd)

Date	St	W-L	Score	Opponent
2-17	A	W	13-8	North Carolina-Wilmington
2-18	A	W	18-2	North Carolina-Wilmington
2-24	A	W	6-3	Auburn
2-25	A	W	6-0	Auburn
2-28	H	W	14-2	Western Carolina
3-4	A	W	12-9	*Duke ⁽¹⁾
3-4	A	L	3-4	*Duke ⁽²⁾

The 1989 team won 50 games and finished the season ranked #14 in the nation.



Eric Macrina hit two home runs to lead the Tigers to a 24-3 win over Georgia Tech in the 1991 ACC Tournament Championship game.

3-6	H	W	5-3	Old Dominion
3-7	H	W	6-5	Old Dominion
3-8	H	W	8-1	Old Dominion
3-9	H	W	10-4	*Wake Forest
3-10	H	L	1-3	*Wake Forest
3-11	H	W	11-8	*Wake Forest
3-12	H	W	13-0	Marshall
3-13	H	W	7-3	Marshall
3-14	H	W	16-2	Marshall
3-17	H	W ⁽⁷⁾	10-1	*Maryland ⁽¹⁾
3-17	H	W ⁽⁷⁾	7-1	*Maryland ⁽²⁾
3-18	H	W	8-1	*Maryland
3-19	H	W	12-6	Ohio
3-20	H	W	6-4	Ohio
3-22	A	L	2-9	Miami (FL)
3-23	A	L	5-11	Miami (FL)
3-24	A	L	1-2	Miami (FL)
3-27	H	L ⁽⁷⁾	2-11	Coastal Carolina ⁽¹⁾
3-27	H	W ⁽⁷⁾	1-0	Coastal Carolina ⁽²⁾
3-28	A	L	8-9	Georgia
3-31	N1	W	6-0	South Carolina
4-1	H	W ⁽¹¹⁾	6-5	South Carolina
4-2	H	W	9-0	South Carolina
4-3	H	W	11-4	East Tennessee State
4-4	A	W	10-2	Furman
4-6	A	L	8-10	*North Carolina
4-7	A	L	3-9	*North Carolina
4-8	A	L	10-11	*North Carolina
4-10	H	W ⁽⁷⁾	2-1	Appalachian State
4-11	H	W	17-6	Furman
4-12	A	L	2-21	South Carolina
4-13	H	W	6-3	*N.C. State
4-14	H	W	20-4	*N.C. State
4-15	H	W	6-5	*N.C. State
4-17	H	W	13-0	Georgia Southern
4-18	H	L	6-9	Georgia Southern
4-20	A	W	12-6	*Virginia
4-21	A	W	19-3	*Virginia
4-22	A	W	8-0	*Virginia
4-24	H	L	5-7	Tennessee
4-25	H	W	14-2	Tennessee
4-27	A	W	14-12	*Georgia Tech
4-28	H	L	3-8	*Georgia Tech
4-29	A	W	17-10†	*Georgia Tech
5-6	A	L	4-5	South Carolina ⁽¹⁾
5-6	A	L ⁽⁷⁾	3-7	South Carolina ⁽²⁾
5-8	A	W	15-3	Tennessee
5-10	H	W	8-4	Campbell
5-12	N1	W	13-3	+Duke
5-13	N1	W	7-3	+Virginia
5-14	N1	L	1-3	+North Carolina
5-15	N1	L	5-6	+N.C. State
5-18	N2	L	0-1	%Southern California
5-19	N2	L	2-5	%Fresno State
5-20	N2	W	9-1	%Arizona
5-21	A	L	2-11	The Citadel
5-25	N3	L	6-9	\$Creighton
5-26	N3	W	8-5	\$Texas-Arlington
5-27	N3	L	3-4	\$Creighton

* - ACC game; † - Wilhelm's 1,000th victory; + - ACC Tournament; % - Carolina Invitational; \$ - NCAA Central Regional; N1 - Greenville, SC; N2 - Chapel Hill, NC; N3 - Austin, TX

1991 (60-10 Overall; 18-3 ACC, 1st)

ACC Champion

College World Series Participant

Ranked #4 by Baseball America

Ranked #8 by Collegiate Baseball

Head Coach: Bill Wilhelm (34th)

Date	St	W-L	Score	Opponent
2-16	A	W	10-4	Georgia Southern
2-17	A	W	16-3	Georgia Southern
2-23	H	W	6-4	Auburn
2-24	H	W	7-3	Auburn
2-25	H	W	13-0	East Tennessee State
2-28	N1	W	6-0	%Oklahoma State
3-2	N1	L	8-13	%Louisiana-Lafayette
3-2	A	W	14-3	%Nevada-Las Vegas
3-3	N1	W	17-5	%Louisiana-Lafayette
3-7	H	W	9-0	Augusta
3-9	A	L ⁽⁷⁾	10-11	*Wake Forest ⁽¹⁾
3-9	A	W ⁽⁷⁾	13-7	*Wake Forest ⁽²⁾
3-10	A	W	11-5	*Wake Forest
3-15	H	W	5-2	*Virginia
3-16	H	W	15-1	*Virginia
3-17	H	W	12-8	*Virginia
3-19	A	W	23-7	Coastal Carolina
3-20	A	W	10-3	Coastal Carolina
3-21	A	W	11-7	Coastal Carolina
3-22	A	L	4-12	South Carolina
3-23	A	L	10-11	South Carolina
3-24	A	W	5-3	South Carolina
3-26	H	W	10-0	The Citadel
3-27	H	W	12-3	The Citadel
3-28	H	W ⁽⁷⁾	7-5	South Carolina
3-30	H	W	12-1	Columbus ⁽¹⁾
3-30	H	W	2-1	Columbus ⁽²⁾
3-31	A	L	7-9	Western Carolina
4-2	H	W	16-6	Furman
4-3	H	W	13-3	Western Carolina
4-4	H	W	10-1	South Carolina
4-5	H	W	15-6	*North Carolina
4-6	H	W ⁽¹²⁾	6-5	*North Carolina
4-7	H	W	6-2	*North Carolina
4-8	H	W ⁽⁵⁾	5-0	Winthrop
4-9	H	W	4-3	Georgia
4-10	A	W	9-1	Georgia
4-12	A	W	14-3	*N.C. State
4-13	A	L	7-8	*N.C. State
4-14	A	W	16-6	*N.C. State
4-16	H	W	10-5	Appalachian State
4-17	H	W	13-0	Appalachian State
4-19	A	W	11-4	*Maryland
4-20	A	W	7-2	*Maryland
4-21	A	W	17-2	*Maryland
4-23	A	W	8-3	Furman
4-24	H	W	11-8	Georgia
4-25	H	W	7-6	South Carolina
4-26	H	W ⁽¹⁰⁾	9-8	*Georgia Tech
4-27	A	W	8-0†	*Georgia Tech
4-28	H	L	6-11	*Georgia Tech
5-5	H	W	17-4	*Duke
5-6	H	W ⁽⁷⁾	3-2	*Duke
5-7	H	W	6-4	*Duke
5-8	A	L	1-11	Tennessee
5-9	A	W	6-3	Tennessee
5-11	N2	W	13-1	+Maryland

5-12	N2	W	7-2	+Wake Forest
5-13	N2	W	6-5	+Georgia Tech
5-14	N2	W ⁽¹¹⁾	7-4	+Virginia
5-14	N2	W	24-8	+Georgia Tech
5-17	H	W	7-2	Furman
5-18	H	W ⁽⁸⁾	8-0	Furman
5-19	H	W	21-1	Furman
5-23	N3	W	13-5	\$Princeton
5-24	N3	W	8-3	\$Villanova
5-25	N3	W	10-9	\$Mississippi State
5-26	A	W	13-5	\$Maine
6-1	N4	L	4-8	!Creighton
6-3	N4	L	11-12	!Long Beach State

* - ACC game; % - UNLV Desert Classic; † - Wilhelm's 1,050th victory; + - ACC Tournament; \$ - NCAA Northeast Regional; ! - College World Series; N1 - Las Vegas, NV; N2 - Greenville, SC; N3 - Orono, ME; N4 - Omaha, NE

1992 (50-14 Overall; 19-5 ACC, 1st)

Ranked #7 by Baseball America

Ranked #10 by Collegiate Baseball

Head Coach: Bill Wilhelm (35th)

Date	St	W-L	Score	Opponent
2-16	H	W	7-0	Eastern Kentucky ⁽¹⁾
2-16	H	W	22-0	Eastern Kentucky ⁽²⁾
2-19	H	W	6-0	Western Carolina
2-21	H	W	15-1	Tampa
2-22	H	W	16-5	Tampa ⁽¹⁾
2-22	H	W	3-0	Tampa ⁽²⁾
2-29	A	W	4-3	Auburn
3-1	A	W	9-3	Auburn
3-3	H	W	1-0	Winthrop
3-5	H	W	20-2	Furman
3-7	H	W ⁽⁷⁾	7-2	*Wake Forest ⁽¹⁾
3-7	H	W ⁽⁸⁾	2-1	*Wake Forest ⁽²⁾
3-8	H	W	7-5	*Wake Forest
3-9	H	W	2-1	Coastal Carolina
3-10	H	W	12-2	Coastal Carolina
3-13	H	W	15-3	*Maryland
3-14	H	W	10-1	*Maryland
3-15	H	L	9-10	*Maryland
3-17	A	W	15-7	*Duke
3-18	A	W	9-1	*Duke
3-19	A	L	1-2	*Duke
3-20	A	W	8-6	*Virginia
3-21	A	W	5-3	*Virginia
3-22	A	W	8-2	*Virginia
3-23	H	L	3-7	Ohio
3-24	H	W	10-2	Ohio
3-26	A	L	6-8	South Carolina
3-27	H	W	10-4	*Florida State
3-28	H	W	12-0	*Florida State
3-29	H	W	14-0	*Florida State
3-31	A	W	8-4	Georgia
4-1	H	L	2-3	Georgia
4-2	N1	W ⁽¹¹⁾	12-11	Winthrop
4-3	A	W	10-4	*North Carolina
4-4	A	W	7-1	*North Carolina
4-5	A	W	12-5	*North Carolina
4-7	H	W ⁽⁷⁾	10-5	Georgia Southern ⁽¹⁾
4-7	H	W ⁽⁷⁾	7-2	Georgia Southern ⁽²⁾
4-8	H	W	5-3	†South Carolina
4-10	H	W	6-2	*N.C. State
4-11	H	L	3-6	*N.C. State
4-12	H	W	3-2	*N.C. State
4-14	A	L	3-4	Tennessee
4-15	A	W	8-2	Tennessee
4-19	H	W	5-3	Appalachian State
4-20	H	W	7-5	Appalachian State
4-21	H	W	10-9	South Carolina
4-22	A	W	9-1	Georgia
4-24	A	L	2-6	*Georgia Tech
4-25	A	L ⁽¹⁰⁾	6-7	*Georgia Tech
4-26	A	W	5-4	*Georgia Tech
5-2	A	W	8-1	North Carolina-Wilmington
5-3	A	L	1-5	North Carolina-Wilmington
5-4	A	W	10-2	Georgia Southern
5-5	A	W	7-1	Georgia Southern
5-9	N2	W ⁽¹⁰⁾	3-2	+Virginia
5-11	N2	W	5-2	+Florida State

5-12	N2	L	1-11	+N.C. State
5-12	N2	W	5-4	+Georgia Tech
5-13	N2	W	11-0	+Florida State
5-13	N2	L	3-7	+N.C. State
5-21	N3	W	8-4	\$Yale
5-22	N3	L	5-6	\$California-Los Angeles
5-23	N3	L	6-7	\$Oklahoma

* - ACC game; † - Wilhelm's 1,100th victory; + - ACC Tournament; \$ - NCAA Midwest Regional; N1 - Fort Mill, SC; N2 - Greenville, SC; N3 - Starkville, MS

1993 (45-20 Overall; 11-11 ACC, 5th)

ACC Champion

Ranked #17 by Baseball America

Ranked #17 by Collegiate Baseball

Head Coach: Bill Wilhelm (36th)

Date	St	W-L	Score	Opponent
2-20	H	W	9-6	Auburn
2-23	H	W	13-2	Appalachian State
2-24	H	W	11-6	Winthrop
2-27	H	L	6-7	*Duke
2-28	H	W	16-7	*Duke
3-1	H	L	4-13	*Duke
3-2	H	W	7-5	North Carolina-Wilmington ⁽¹⁾
3-2	H	W	9-2	North Carolina-Wilmington ⁽²⁾
3-6	A	L ⁽⁷⁾	1-3	*Wake Forest ⁽¹⁾
3-6	A	W ⁽⁷⁾	4-1	*Wake Forest ⁽²⁾
3-7	A	W	8-5	*Wake Forest
3-9	H	W ⁽¹¹⁾	6-5	Coastal Carolina
3-10	H	W	8-3	Coastal Carolina
3-12	H	W	15-1	*Virginia
3-15	N1	L	0-5	%Nebraska
3-16	N1	L	6-10	%Saint John's
3-17	N1	W	8-7	%Missouri State
3-18	N1	W	5-0	%Texas Tech
3-19	N1	L	0-3	%Kansas State
3-20	N1	W ⁽¹¹⁾	5-4	%Missouri State
3-24	H	W ⁽⁷⁾	10-7	Georgia Southern ⁽¹⁾
3-24	H	W ⁽⁷⁾	4-1	Georgia Southern ⁽²⁾
3-26	H	L	2-12	Ohio
3-27	H	W ⁽⁷⁾	5-2	Ohio
3-28	H	W	21-1	Ohio
3-30	H	W	11-4	Furman
3-31	A	W	6-2	Georgia
4-2	H	W	7-2	*North Carolina
4-3	H	L	5-10	*North Carolina
4-4	H	W	4-3	*North Carolina
4-6	H	W	17-3	South Carolina
4-7	A	W	9-8	South Carolina
4-9	A	W	4-1	*N.C. State
4-10	A	L	5-20	*N.C. State
4-11	A	L	12-13	*N.C. State
4-13	A	W	12-2	Western Carolina
4-14	H	W	8-6	Georgia
4-15	H	W	8-1	Western Carolina
4-17	A	W	6-2	*Maryland
4-18	N2	L	4-8	*Maryland
4-19	A	W	22-4	*Maryland
4-20	A	W	17-2	Furman
4-21	H	W ⁽¹¹⁾	8-7	South Carolina
4-23	H	L	0-11	*Georgia Tech
4-24	H	L	5-10	*Georgia Tech
4-25	H	L	0-6	*Georgia Tech
5-2	A	W	17-1	Winthrop
5-4	H	W	10-3	Tennessee
5-5	H	W	4-2	Tennessee
5-7	A	W	7-6	*Florida State
5-8	A	L ⁽¹⁰⁾	3-4	*Florida State
5-9	A	W	5-1	*Florida State
5-11	H	L	2-4	Georgia
5-12	A	L	5-8	South Carolina
5-13	H	W	12-5	Charlotte
5-15	N3	W	4-2	+Duke
5-16	N3	W	6-1	+Florida State
5-17	N3	W	9-8	+Georgia Tech
5-18	N3	W	7-4	+North Carolina
5-18	N3	L	5-7	+Florida State
5-19	N3	W	11-7	+N.C. State
5-28	N4	W	7-3	\$Rutgers
5-29	N4	W	10-3	\$Fresno State
5-30	N4	L	4-11	\$Fresno State

5-31 N4 L 1-9 \$Kansas

* - ACC game; % - Pepsi/Johnny Quik Best-of-the-West Tournament; + - ACC Tournament; \$ - NCAA Mid-east Regional; N1 - Fresno, CA; N2 - Baltimore, MD; N3 - Greenville, SC; N4 - Knoxville, TN

1994 (57-18 Overall; 20-4 ACC, 1st)**ACC Champion**

Ranked #4 by Baseball America

Ranked #9 by Collegiate Baseball

Ranked #9 by Sports Weekly

Head Coach: Jack Leggett (1st)

Date	St	W-L	Score	Opponent
2-12	H	W	3-1	Western Carolina ⁽¹⁾
2-12	H	W	4-1	Western Carolina ⁽²⁾
2-13	H	W ⁽¹³⁾	6-5	Western Carolina
2-19	H	W	14-1	Tennessee
2-20	H	W	4-2	Tennessee
2-24	N1	L	5-11	% Fresno State
2-24	A	W	11-6	% Nevada-Las Vegas
2-25	N1	W	13-3	% Rice
2-26	N1	L	3-12	% Rice
2-27	N1	W ⁽¹⁰⁾	13-8	% Fresno State
3-3	H	W	11-4	Furman
3-4	H	W	5-4	*Wake Forest
3-5	H	W	5-4	*Wake Forest
3-6	H	W	8-6	*Wake Forest
3-7	H	W	14-2	North Carolina-Wilmington
3-8	H	W ⁽¹³⁾	8-7	North Carolina-Wilmington
3-9	A	W	9-2	Georgia
3-11	H	W	7-5	*Maryland
3-12	H	W	18-2	*Maryland
3-13	H	W	6-5	*Maryland
3-15	H	W	4-1	New Hampshire
3-16	H	L	4-7	South Carolina
3-18	A	W	6-1	Hawaii-Hilo
3-19	A	W	13-5	Hawaii-Hilo ⁽¹⁾
3-19	A	W	10-3	Hawaii-Hilo ⁽²⁾
3-21	N2	L	2-9	^Oregon State
3-22	N2	L	2-9	^Lewis-Clark State
3-23	A	W	7-3	^Hawaii
3-25	N2	W ⁽⁷⁾	3-2	^Washington
3-25	N2	W ⁽⁷⁾	3-1	^Grand Canyon
3-26	N2	L ⁽¹¹⁾	1-2	^Washington
3-27	N2	W	9-0	^Grand Canyon
3-29	H	W	7-5	Georgia Southern
3-30	H	L	2-3	Georgia Southern
4-1	A	W	3-2	*Virginia
4-2	A	W	11-6	*Virginia
4-3	A	W	11-4	*Virginia
4-5	H	W	6-3	Georgia

4-6 A W 7-2 South Carolina

4-8 H W⁽¹⁰⁾ 10-8 *N.C. State

4-9 H W 9-5 *N.C. State

4-10 H W⁽¹⁰⁾ 6-5 *N.C. State

4-12 H W 8-2 Appalachian State

4-13 A L⁽¹⁷⁾ 4-5 South Carolina

4-15 A W 7-6 *Duke

4-16 A L 7-8 *Duke

4-17 A W 7-0 *Duke

4-18 H W 16-6 Charleston Southern

4-19 A W 10-6 Georgia

4-20 H L 3-4 South Carolina

4-22 A W 11-1 *North Carolina

4-23 A L 0-5 *North Carolina

4-24 A W 3-2 *North Carolina

4-26 A W 3-2 Tennessee

4-27 A L⁽¹⁰⁾ 1-5 Tennessee

4-29 H W 7-5 Miami (FL)

4-30 H L 3-6 Miami (FL)

5-1 H W⁽¹²⁾ 9-8 Miami (FL)

5-7 H W 5-2 *Florida State

5-8 H W 9-5 *Florida State

5-9 H L 3-8 *Florida State

5-10 A W 9-7 Coastal Carolina

5-11 A W 8-0 Coastal Carolina

5-13 A W⁽¹⁰⁾ 9-8 *Georgia Tech

5-14 A L 4-20 *Georgia Tech

5-15 A W 7-4 *Georgia Tech

5-18 N3 W 7-1 +Maryland

5-19 N3 W 17-5 +N.C. State

5-20 N3 W 9-6 +Georgia Tech

5-21 N3 L 4-10 +Florida State

5-22 N3 W 4-1 +Florida State

5-26 H W 5-1 \$The Citadel

5-27 H L 1-8 \$Notre Dame

5-28 H W 6-1 \$Old Dominion

5-28 H L 5-11 \$Auburn

* - ACC game; % - UNLV Desert Classic;

^ - Hawaii Easter Tournament; + - ACC

Tournament; \$ - NCAA East Regional; N1

- Las Vegas, NV; N2 - Honolulu, HI; N3 -

Greenville, SC

1995 (54-14 Overall; 20-4 ACC, 1st)

College World Series Participant

Ranked #8 by Baseball America

Ranked #8 by Collegiate Baseball

Ranked #8 by Sports Weekly

Head Coach: Jack Leggett (2nd)

Date	St	W-L	Score	Opponent
2-17	N1	L	2-5	Oklahoma State
2-18	A	W	18-0	Texas-Arlington

2-19 N1 W 7-2 Arkansas State

2-24 H W 16-2 George Mason

2-25 H W 13-0 George Mason

2-26 H W 9-3 George Mason

3-1 H W 6-4 Tennessee

3-2 H W⁽¹⁰⁾ 7-6 Tennessee3-4 H W 10-5 Old Dominion⁽¹⁾3-4 H W 12-6 Old Dominion⁽²⁾

3-5 H W 7-1 Old Dominion

3-7 H W 5-0 James Madison

3-8 H W 16-6 James Madison

3-10 H W 10-0 *Duke

3-11 H W 8-4 *Duke

3-12 H W 9-1 *Duke

3-14 A W 5-2 Western Carolina

3-15 H W 11-0 Appalachian State

3-17 A W 10-7 *Wake Forest

3-18 A W 4-3 *Wake Forest

3-19 A W 10-5 *Wake Forest

3-21 A W 9-7 Old Dominion

3-22 A W 4-2 Old Dominion

3-24 A W⁽¹²⁾ 4-3 *Maryland

3-25 A W 11-3 *Maryland

3-26 A W 12-2 *Maryland

3-28 A L 2-4 South Carolina

3-29 H W 5-4 Western Carolina

3-31 H W 3-2 *North Carolina

4-1 H W 20-1 *North Carolina

4-2 H L 8-11 *North Carolina

4-4 H W 7-2 South Carolina

4-5 A L 7-8 Georgia

4-7 H W 5-4 *Virginia

4-8 H W 9-0 *Virginia

4-9 H W 5-2 *Virginia

4-11 H W 5-4 Georgia

4-12 H W 11-1 South Carolina

4-14 A W⁽¹⁰⁾ 17-15 *N.C. State

4-15 A W 13-1 *N.C. State

4-16 A W 13-4 *N.C. State

4-18 H W 5-1 Coastal Carolina

4-19 H W 7-2 Coastal Carolina

4-21 A L 2-5 *Florida State

4-22 A L 2-7 *Florida State

4-23 A L 8-9 *Florida State

4-25 H W 19-5 Furman

4-26 A W 18-6 South Carolina

4-28 H W 8-5 *Georgia Tech

4-29 H W 6-1 *Georgia Tech

4-30 H W 6-5 *Georgia Tech

5-7 A W 7-4 Georgia Southern

5-8 A L⁽¹²⁾ 14-15 Georgia Southern

5-12 A L 6-7 Miami (FL)

5-13 A W 7-5 Miami (FL)

5-14 A L 4-8 Miami (FL)

5-17 N2 W 10-0 +Maryland

5-18 N2 W 6-4 +North Carolina

5-19 N2 W 11-0 +Florida State

5-20 N2 W 16-7 +N.C. State

5-20 N2 L 2-12 +Florida State

5-21 N2 L 2-8 +Florida State

5-25 H W 8-4 \$Navy

5-26 H W 11-5 \$Jacksonville

5-27 H W 9-5 \$Winthrop

5-28 H W 7-4 \$Alabama

6-3 N3 L 1-3 !Tennessee

6-5 N3 L 3-8 !Stanford

* - ACC game; + - ACC Tournament; \$ -

NCAA East Regional; ! - College World

Series; N1 - Arlington, TX; N2 - Greenville,

SC; N3 - Omaha, NE

1996 (51-17 Overall; 17-7 ACC, 2nd)

College World Series Participant

Ranked #4 by Collegiate Baseball

Ranked #4 by Sports Weekly

Ranked #5 by Baseball America

Head Coach: Jack Leggett (3rd)

Date	St	W-L	Score	Opponent
2-16	H	W	4-0	South Florida
2-17	H	L	5-6	South Florida
2-18	H	L	2-7	South Florida
2-23	H	W	7-3	Maine

2-24 H W 6-5 Maine⁽¹⁾2-24 H W 5-1 Maine⁽²⁾

2-25 H W 6-1 Maine

2-27 A W 8-3 Tennessee

2-28 A W⁽¹⁰⁾ 10-4 Tennessee

3-1 H W 11-3 Coastal Carolina

3-2 H W 8-7 Coastal Carolina

3-3 H W 13-4 Coastal Carolina

3-5 H W 4-2 Western Carolina

3-8 H W 8-4 Virginia Tech

3-9 H W 6-2 Virginia Tech

3-10 H W 4-0 Virginia Tech

3-12 H W 18-2 Siena

3-13 H W 9-3 Siena

3-16 A L⁽⁷⁾ 4-7 *Duke⁽¹⁾3-16 A L⁽⁷⁾ 0-2 *Duke⁽²⁾

3-17 A W 7-2 *Duke

3-20 H W 11-3 Ohio

3-21 H L 3-9 Ohio

3-22 H W 4-0 *Maryland

3-23 H W 7-0 *Maryland

3-24 H W 16-6 *Maryland

3-28 A W 13-3 Western Carolina

3-29 A W 8-1 *Virginia

3-30 A L 2-3 *Virginia

4-1 A W 9-3 *Virginia

4-2 H W 5-4 Georgia

4-3 A W 4-2 South Carolina

4-5 H W 9-1 *Wake Forest

4-6 H W 6-0 *Wake Forest

4-7 H L 7-8 *Wake Forest

4-9 H W 10-4 Western Carolina

4-10 H W 11-0 South Carolina

4-12 A W 11-1 *North Carolina

4-13 A W 7-5 *North Carolina

4-14 A W 7-2 *North Carolina

4-16 A L 2-6 Georgia

4-17 H W 8-0 South Carolina

4-21 H L⁽¹⁰⁾ 6-8 Georgia Southern⁽¹⁾4-21 H L⁽¹⁸⁾ 7-9 Georgia Southern⁽²⁾

4-23 A W 7-5 South Carolina

4-24 H W 12-5 Charleston Southern

4-25 H L 6-18 *N.C. State

4-26 H W 14-0 *N.C. State

4-27 H L⁽¹⁰⁾ 1-4 *N.C. State

5-4 H W 3-0 *Florida State

5-5 H W 2-1 *Florida State

5-6 H W 2-0 *Florida State

5-8 H W 13-4 Furman

5-10 A W⁽¹⁰⁾ 9-8 *Georgia Tech

5-11 A L 0-4 *Georgia Tech

5-12 A W 9-2 *Georgia Tech

5-16 N1 W 6-1 +Duke

5-16 N1 W 6-1 +Georgia Tech

5-17 N2 L 2-4 +Virginia

5-18 N2 L 1-2 +Florida State

5-23 H W 9-1 \$Charleston Southern

5-24 H W 5-1 \$Old Dominion

5-25 H W 6-3 \$West Virginia

5-26 H W 12-5 \$Tennessee

5-31 N3 L 3-7 !Miami (FL)

6-2 N3 W⁽¹⁰⁾ 8-5 !Oklahoma State

6-4 N3 W 14-13 !Alabama

6-5 N3 L 5-14 !Miami (FL)

* - ACC game; + - ACC Tournament; \$ -

NCAA East Regional; ! - College World

Series; N1 - Chapel Hill, NC; N2 - Durham,

NC; N3 - Omaha, NE

1997 (41-23 Overall; 13-10 ACC, 4th)

Ranked #24 by Sports Weekly

Head Coach: Jack Leggett (4th)

Date	St	W-L	Score	Opponent
2-15	H	W	6-2	Morehead State ⁽¹⁾
2-15	H	W	9-1	Morehead State ⁽²⁾
2-16	H	W	1-0	Morehead State
2-18	H	W	7-2	Charleston Southern
2-22	H	W	7-6	Kentucky ⁽¹⁾
2-22	H	W	4-3	Kentucky ⁽²⁾
2-23	H	W	10-3	Kentucky
2-27	N1	W	8-7	% Cal State Northridge
2-28	N1	W	12-7	% Northwestern

The 1994 Tigers won 57 games and captured the ACC Tourney title with a 4-1 win over Florida State.



2-28	A	L	3-4 % Nevada-Las Vegas
3-1	N1	W	10-2 % Northwestern
3-2	N1	L	5-18 % Cal State Northridge
3-4	H	W	12-5 James Madison
3-5	H	W	11-3 James Madison
3-7	H	W	17-2 Coastal Carolina
3-8	H	W	22-11 Coastal Carolina
3-9	H	W	13-3 Coastal Carolina
3-12	H	W	17-4 Appalachian State
3-14	H	W	3-2 * Virginia
3-15	H	W	6-1 * Virginia
3-16	H	W	7-3 * Virginia
3-19	A	L	3-7 Tennessee
3-21	A	L	1-13 * Maryland
3-22	A	W	17-10 * Maryland
3-23	A	L ⁽¹⁰⁾	6-7 * Maryland
3-25	A	L	4-9 Western Carolina
3-26	H	W	14-9 Western Carolina
3-28	A	L	2-11 * Wake Forest
3-29	A	W	10-9 * Wake Forest
3-30	A	W	18-7 * Wake Forest
4-1	A	L	2-3 Georgia
4-2	H	L	3-11 South Carolina
4-4	A	W	10-7 * Florida State
4-5	A	L	5-20 * Florida State
4-6	A	L ⁽¹²⁾	10-11 * Florida State
4-8	H	W	10-7 Furman
4-9	A	W	15-1 South Carolina
4-11	H	W	11-1 * Duke
4-12	H	L ⁽¹⁰⁾	3-4 * Duke
4-13	H	W	14-2 * Duke
4-15	H	W	13-5 Tennessee
4-16	H	W	12-9 South Carolina
4-18	A	L	9-16 * N.C. State
4-19	A	L	4-17 * N.C. State
4-20	A	L	7-9 * N.C. State
4-23	A	L	16-38 South Carolina
4-25	H	W	7-4 * Georgia Tech
4-26	H	L	4-19 * Georgia Tech
5-2	A	W	11-4 Davidson
5-4	H	W	17-2 * North Carolina
5-5	H	W	11-10 * North Carolina
5-6	H	W	5-4 * North Carolina
5-7	H	W	9-8 Charleston Southern
5-9	H	L	11-12 California
5-10	H	W	15-3 California
5-11	H	L	10-12 California
5-14	N2	W	8-6 + Wake Forest
5-15	N2	W	7-4 + Georgia Tech
5-16	N2	L	4-8 + Florida State
5-17	N2	W ⁽¹⁰⁾	11-6 + N.C. State
5-17	N2	L	0-10 + Florida State
5-22	N3	W	13-9 \$ Nevada
5-23	N3	L	6-10 \$ Rice
5-24	N3	L	7-12 \$ Texas State

* - ACC game; % - UNLV Desert Classic;
+ - ACC Tournament; \$ - NCAA Central
Regional; N1 - Las Vegas, NV; N2 - Saint
Petersburg, FL; N3 - Lubbock, TX

1998 (43-16 Overall; 14-9 ACC, T-2nd)

Ranked #19 by Sports Weekly
Ranked #21 by Baseball America
Ranked #23 by Collegiate Baseball
Head Coach: Jack Leggett (5th)

Date	St	W-L	Score	Opponent
2-6	N1	W	4-2 %	South Florida
2-7	N1	W	7-6 %	Central Florida
2-8	N1	W	9-4 %	Auburn
2-13	H	L	1-6	East Carolina
2-14	H	W	16-4	East Carolina
2-15	H	W	8-2	East Carolina
2-20	H	W	5-4	Old Dominion
2-21	H	W	11-10	Old Dominion
2-22	H	W	12-7	Old Dominion
2-26	H	W	11-7	Charlotte
2-27	H	W	13-0	North Carolina-Wilmington
2-28	H	W	19-6	North Carolina-Wilmington
3-1	H	W	6-3	North Carolina-Wilmington
3-3	H	W	6-5	Florida Atlantic
3-4	H	L	5-6	Florida Atlantic
3-6	H	W	22-4	Stetson

3-8	H	W	10-5	Stetson⁽¹⁾
3-8	H	W ⁽⁸⁾	9-4	Stetson⁽²⁾
3-10	H	W	17-3	Coastal Carolina
3-13	H	W	12-2	Maine
3-14	H	W	18-2	Maine⁽¹⁾
3-14	H	W	19-11	Maine⁽²⁾
3-17	H	W	5-1	Western Carolina
3-19	A	L	7-10	Western Carolina
3-20	H	W	5-3	* Maryland
3-21	H	W	19-6	* Maryland
3-22	H	W	15-6	* Maryland
3-25	H	W	5-0	The Citadel
3-27	H	W	10-2	* Wake Forest
3-28	H	W	6-5	* Wake Forest
3-29	H	L	2-8	* Wake Forest
3-31	H	W ⁽¹⁰⁾	5-4	Georgia
4-1	A	W	6-4	South Carolina
4-3	A	W	9-7	* Virginia
4-4	A	L	6-7	* Virginia
4-5	A	W	15-6	* Virginia
4-7	H	W	18-0	Furman
4-8	H	W	13-3	Charleston Southern
4-11	A	W	8-2	* Duke⁽¹⁾
4-11	A	L	6-7	* Duke⁽²⁾
4-12	A	L	2-6	* Duke
4-15	H	W	14-6	North Carolina-Asheville
4-17	H	W ⁽¹²⁾	11-10	* N.C. State
4-18	H	W	17-6	* N.C. State
4-22	A	W	9-2	Georgia
4-24	H	W	2-1	* Florida State
4-25	H	W	5-4	* Florida State
4-26	H	L	2-7	* Florida State
5-3	A	L	6-7	* Georgia Tech
5-4	A	L	7-9	* Georgia Tech
5-5	A	L	5-14	* Georgia Tech
5-9	A	L	9-12	* North Carolina⁽¹⁾
5-9	A	W	8-1	* North Carolina⁽²⁾
5-10	A	W	7-6	* North Carolina
5-13	N2	L	1-4	+ North Carolina
5-14	N2	L	6-10	+ Georgia Tech
5-21	H	W	12-3	\$ The Citadel
5-22	H	L ⁽¹⁶⁾	1-2	\$ South Alabama
5-23	H	L	5-8	\$ Southern California

1999 (42-27 Overall; 13-10 ACC, 3rd)

Ranked #13 by Collegiate Baseball
Ranked #14 by Sports Weekly
Ranked #17 by Baseball America
Head Coach: Jack Leggett (6th)

Date	St	W-L	Score	Opponent
2-12	H	W	10-7	Kansas State
2-13	H	W	10-4	Kansas State
2-14	H	W	11-3	Kansas State
2-25	N1	W	13-12 %	Washington
2-26	N1	L	3-4 %	Creighton
2-26	A	L ⁽¹⁰⁾	11-12 %	Nevada-Las Vegas
2-27	N1	L	5-7 %	Nevada
2-28	N1	W	13-10 %	Creighton
3-3	H	L	15-18	The Citadel
3-5	H	L	9-10	Liberty
3-6	H	L	8-11	Liberty⁽¹⁾
3-6	H	W	11-6	Liberty⁽²⁾
3-10	H	W	14-6	Coastal Carolina
3-12	H	W	14-4	George Mason
3-13	H	W	13-2	George Mason⁽¹⁾
3-13	H	W	21-0	George Mason⁽²⁾
3-16	A	L	4-5	East Carolina
3-17	A	L	2-14	East Carolina
3-19	A	W	8-6	* Maryland
3-20	A	W	9-2	* Maryland
3-23	H	W	17-5	Georgia
3-24	H	W	12-4	Wofford
3-26	A	L	1-5	* Wake Forest
3-27	A	L	6-11	* Wake Forest
3-28	A	L	2-10	* Wake Forest
3-30	A	W	7-6	Georgia
4-1	H	W	18-1	East Tennessee State
4-2	N2	L	3-5	Miami (FL)
4-3	N2	W	7-5	Miami (FL)


4-4	N2	L	11-14	Miami (FL)
4-6	A	L ⁽¹⁰⁾	8-9	Western Carolina
4-7	H	W	16-11	Western Carolina
4-9	A	L	0-8	* Florida State
4-10	A	W	8-4	* Florida State
4-11	A	L	3-5	* Florida State
4-13	H	W	12-9	Furman
4-14	A	W	8-7	South Carolina
4-16	H	W	18-1	* Duke
4-17	H	L ⁽¹⁰⁾	3-5	* Duke
4-18	H	W	7-5	* Duke
4-21	H	W	5-4	South Carolina
4-23	H	W	24-4	* Georgia Tech
4-24	H	W	13-8	* Georgia Tech
4-25	H	W	6-5	* Georgia Tech
5-1	H	L	3-9	* Virginia⁽¹⁾
5-1	H	W ⁽¹¹⁾	5-4	* Virginia⁽²⁾
5-2	H	W	12-5	* Virginia
5-4	H	W ⁽¹⁰⁾	11-10	Western Carolina
5-7	H	W	14-2	Winthrop
5-8	H	L	2-4	Coastal Carolina
5-9	H	W	20-7	* North Carolina
5-10	H	W	5-4	* North Carolina
5-11	H	L	5-7	* North Carolina
5-14	A	L	9-19	* N.C. State
5-15	A	L	4-7	* N.C. State
5-16	A	W	7-4	* N.C. State
5-19	N3	W	7-6	+ N.C. State
5-20	N3	L	3-6	+ Wake Forest
5-21	N3	W	7-6	+ Maryland
5-22	N3	W	8-7	+ Florida State
5-22	N3	L	5-9	+ Wake Forest
5-28	N4	L	5-23	\$ Missouri State
5-29	N4	W	17-3	\$ Delaware
5-29	A	W	12-4	\$ Arkansas
5-30	N4	W	8-7	\$ Missouri State⁽¹⁾
5-30	N4	W	7-5	\$ Missouri State⁽²⁾
6-4	A	L	3-20	¶ Texas A&M
6-5	A	W	10-3	¶ Texas A&M
6-6	A	L	4-5	¶ Texas A&M

* - ACC game; % - UNLV/Coors Desert
Classic; + - ACC Tournament; \$ - NCAA
Fayetteville (AR) Regional; ¶ - NCAA Col-
lege Station (TX) Super Regional; N1 - Las
Vegas, NV; N2 - Fort Mill, SC; N3 - Durham,
NC; N4 - Fayetteville, AR

2000 (51-18 Overall; 17-7 ACC, 2nd)

College World Series Participant
Ranked #5 by Sports Weekly
Ranked #6 by Collegiate Baseball
Ranked #7 by Baseball America
Head Coach: Jack Leggett (7th)

Date	St	W-L	Score	Opponent
1-28	N1	W	3-1 %	Rice
1-29	N1	W	4-0 %	Miami (FL)
1-30	N1	L	0-5 %	Central Florida
2-18	H	W	5-0	Old Dominion
2-19	H	W	3-1	Old Dominion
2-20	H	W	10-2	Old Dominion
2-25	H	W	5-1	James Madison
2-26	H	W	12-4	James Madison
2-27	H	W	5-3	James Madison
3-1	H	W	4-3	Coastal Carolina
3-3	H	W	8-0	Nevada-Las Vegas
3-4	H	W	5-3	Nevada-Las Vegas
3-5	H	L	3-4	Nevada-Las Vegas
3-8	H	W	10-6	William & Mary
3-10	H	W	9-4	Ohio⁽¹⁾
3-10	H	W	6-1	Ohio⁽²⁾
3-11	H	W	16-2	Ohio
3-14	H	W	7-0	East Carolina
3-15	H	L	4-12	East Carolina
3-17	H	W	8-6	* Maryland
3-18	H	W	9-3	* Maryland⁽¹⁾
3-18	H	W	11-2	* Maryland⁽²⁾
3-22	H	W	14-2	Charlotte
3-24	H	W	9-3	The Citadel
3-25	H	W	7-5	The Citadel
3-26	H	W	6-3	The Citadel
3-29	A	L	6-10	Georgia
3-31	A	L	0-6	* North Carolina



Patrick Boyd hit .390 with 17
homers and 70 RBIs to earn
All-America honors in 1999.

4-1	A	W	10-2	* North Carolina
4-2	A	L	2-5	* North Carolina
4-4	H	W	11-7	Western Carolina
4-5	H	W	3-2	Furman
4-7	H	L	1-5	* N.C. State
4-8	H	W	9-0	* N.C. State
4-9	H	W	8-4	* N.C. State
4-11	H	W	9-7	Georgia
4-12	H	L	3-6	South Carolina
4-15	H	W ⁽¹⁵⁾	6-5	* Wake Forest⁽¹⁾
4-15	H	W	5-4	* Wake Forest⁽²⁾
4-16	H	L	4-6	* Wake Forest
4-18	H	W	17-5	Elon
4-19	A	L ⁽¹²⁾	8-9	South Carolina
4-21	A	W	8-5	* Duke
4-22	A	W	8-5	* Duke
4-23	A	W	12-8	* Duke
4-26	N2	W	13-4	Western Carolina
4-28	A	L	4-7	* Georgia Tech
4-29	A	L	7-9	* Georgia Tech
4-30	A	W	13-12	* Georgia Tech
5-6	H	W	8-7	* Florida State
5-7	H	W	5-4	* Florida State
5-8	H	W	7-4	* Florida State
5-11	A	L	4-6	Liberty
5-13	A	W	9-7	* Virginia⁽¹⁾
5-13	A	L	0-11	* Virginia⁽²⁾
5-14	A	W	20-9	* Virginia
5-17	N3	W	9-5	+ Virginia
5-18	N3	W	8-4	+ Florida State
5-19	N3	L	8-9	+ Georgia Tech
5-20	N3	W	12-5	+ Virginia
5-20	N3	L	4-8	+ Georgia Tech
5-26	H	W	4-0	\$ Middle Tennessee
5-27	H	W	9-3	\$ Illinois
5-28	H	W	21-3	\$ Middle Tennessee
6-2	H	W	11-4	¶ Mississippi State
6-3	H	W	9-4	¶ Mississippi State
6-9	N4	W	10-6	! San Jose State



Michael Johnson hit 10 career homers against South Carolina, including two in Clemson's 11-10 win on March 3, 2002.

2002 (54-17 Overall; 16-8 ACC, 4th)

College World Series Participant

Ranked #3 by Baseball America

Ranked #3 by Collegiate Baseball

Ranked #3 by Sports Weekly

Head Coach: Jack Leggett (9th)

Date	St	W-L	Score	Opponent
2-22	H	W	7-4	Auburn
2-23	H	W	8-5	Auburn
2-24	H	W	6-5	Auburn
3-1	A	W	14-6	College of Charleston
3-2	A	W	9-7	South Carolina
3-3	H	W ⁽¹⁰⁾	11-10	South Carolina
3-6	H	W	12-1	College of Charleston
3-8	H	W	5-3	Purdue
3-9	H	W	9-6	Purdue
3-10	H	W	4-2	Purdue
3-12	H	W	20-8	Georgia Southern
3-13	H	W	9-2	Georgia Southern
3-15	H	W	13-1	South Alabama
3-16	H	L	4-6	South Alabama
3-17	H	W	11-3	South Alabama
3-19	H	W	23-5	North Carolina-Asheville
3-21	H	W	8-0	Maine
3-22	H	W	13-0	Maine
3-23	H	W	8-3	Maine
3-26	H	W	19-1	Coastal Carolina
3-27	H	W	6-2	Coastal Carolina
3-29	H	W	13-6	*Maryland
3-30	H	W	16-7	*Maryland
3-31	H	W	7-2	*Maryland
4-2	H	W	7-1	East Tennessee State
4-3	H	W	6-4	Winthrop
4-5	H	W	6-4	*N.C. State
4-6	H	L	0-3	*N.C. State
4-7	H	W	10-2	*N.C. State
4-9	A	L	4-5	Georgia
4-10	H	W	6-5	Georgia
4-12	A	W ⁽¹⁰⁾	11-7	*North Carolina
4-13	A	W	4-2	*North Carolina
4-14	A	L	5-12	*North Carolina
4-16	H	W	13-9	Western Carolina
4-17	H	L	6-8	South Carolina
4-19	A	W	5-3	*Duke
4-20	A	W	4-1	*Duke
4-21	A	W	2-1	*Duke
4-23	H	W	18-7	Furman
4-24	A	W	4-1	South Carolina
4-26	H	L	2-4	*Wake Forest
4-27	H	W	5-3	*Wake Forest
4-28	H	W	4-0	*Wake Forest
5-4	A	W	12-9	*Georgia Tech
5-5	A	L	6-15	*Georgia Tech
5-6	A	L	0-11	*Georgia Tech
5-8	H	W	9-2	Wofford
5-9	H	L	6-8	Elon
5-11	A	W	15-4	*Virginia
5-12	A	W	15-2	*Virginia
5-13	A	W	5-3	*Virginia
5-15	A	W	12-4	Western Carolina
5-17	H	L	3-9	*Florida State
5-18	H	L	3-12	*Florida State
5-19	H	L	3-9	*Florida State
5-22	N1	W	10-0	+Georgia Tech
5-23	N1	L	4-9	+Florida State
5-24	N1	W	5-3	+N.C. State
5-25	N1	W	8-6	+Wake Forest
5-25	N1	L	1-4	+Florida State
5-31	H	W	15-1	\$Georgia Southern
6-1	H	W	4-2	\$East Carolina
6-2	H	W	21-1	\$East Carolina
6-7	H	L	6-9	Arkansas
6-8	H	W	8-7	Arkansas
6-9	H	W	7-4	Arkansas
6-14	N2	W	11-10	!Nebraska
6-16	N2	W	9-7	!Georgia Tech
6-19	N2	L	4-12	!South Carolina
6-21	N2	L	2-10	!South Carolina

* - ACC game; + - ACC Tournament; \$ - NCAA Clemson (SC) Regional; ¶ - NCAA Clemson (SC) Super Regional; ! - College World Series; N1 - Saint Petersburg, FL; N2 - Omaha, NE

2003 (39-22 Overall; 15-9 ACC, T-3rd)

Head Coach: Jack Leggett (10th)

Date	St	W-L	Score	Opponent
2-22	A	L	1-8	Auburn ⁽¹⁾
2-22	A	W	11-8	Auburn ⁽²⁾
2-23	A	L	3-7	Auburn
2-26	H	W ⁽⁸⁾	5-0	Charleston Southern
3-1	H	W	8-0	South Carolina
3-2	A	L	4-6	South Carolina
3-4	H	W	5-4	Winthrop
3-5	H	W	6-2	College of Charleston
3-6	H	W	6-2	^Chukyo (Japan)
3-7	H	W	2-0	Old Dominion
3-8	H	W	5-1	Old Dominion
3-9	H	W	18-2	Old Dominion
3-11	H	W	7-5	Tennessee Tech
3-12	H	W	8-0	Tennessee Tech
3-16	N1	W	11-1	Georgia Southern
3-17	N1	W	8-0	Georgia Southern
3-18	A	W	7-6	College of Charleston
3-20	H	W	8-6	Maine
3-21	H	W	7-6	Maine
3-22	H	W	11-7	Maine
3-24	H	W	21-7	Wofford
3-25	A	L	5-9	Western Carolina
3-26	H	W	7-3	Georgia
3-28	A2	L ⁽¹¹⁾	2-3	*N.C. State
3-29	A2	L	2-12	*N.C. State ⁽¹⁾
3-29	A2	W	12-10	*N.C. State ⁽²⁾
4-1	H	W	5-3	Western Carolina
4-2	A	W	4-2	South Carolina
4-4	H	W	9-4	*Virginia
4-5	H	L	1-4	*Virginia
4-6	H	W	9-2	*Virginia
4-9	H	W	4-2	South Carolina
4-11	A	W	8-4	*Florida State
4-12	A	L	2-7	*Florida State
4-13	A	L	1-8	*Florida State
4-15	H	L	1-5	Coastal Carolina
4-16	H	W	7-3	Coastal Carolina
4-19	A	L	6-9	*Maryland ⁽¹⁾
4-19	A	L	4-8	*Maryland ⁽²⁾
4-20	A	W	20-5	*Maryland
4-22	A	L	3-9	Georgia
4-23	H	W ⁽¹²⁾	6-3	East Tennessee State
4-25	H	W ⁽¹⁰⁾	9-7	*Georgia Tech
4-26	H	W	10-5	*Georgia Tech
4-27	H	W	11-3	*Georgia Tech
5-4	H	W	7-6	*Duke
5-5	H	L	6-7	*Duke
5-6	H	W	13-2	*Duke
5-7	H	L	2-11	Elon
5-8	A	L	8-10	Furman
5-10	H	L	4-9	*North Carolina
5-11	H	W ⁽¹⁰⁾	5-4	*North Carolina
5-12	H	W	5-2	*North Carolina
5-13	H	L	9-12	Furman
5-15	A	W	6-2	*Wake Forest
5-16	A	W	14-3	*Wake Forest
5-17	A	W	4-3	*Wake Forest
5-22	N3	L	2-10	+North Carolina
5-23	N3	L	4-7	+Duke
5-30	N4	L	8-10	\$Ohio State
5-31	N4	W ⁽¹⁰⁾	7-6	\$Princeton
5-31	A	L	0-15	\$Auburn

* - ACC game; ^ - exhibition game (not counted in record); + - ACC Tournament; \$ - NCAA Auburn (AL) Regional; N1 - Charleston, SC; A2 - Winston, NC; N3 - Salem, VA; N4 - Auburn, AL

2004 (39-26 Overall; 14-10 ACC, T-4th)

Head Coach: Jack Leggett (11th)

Date	St	W-L	Score	Opponent
2-24	H	L	4-5	Charlotte
2-28	N1	W	4-0	% Georgia Southern
2-28	A	L ⁽¹¹⁾	2-3	% East Carolina
2-29	N1	W	9-0	% Georgia Southern
2-29	A	L	4-6	% East Carolina
3-3	H	W	8-5	Gardner-Webb
3-5	A	W	15-4	College of Charleston
3-6	A	L	2-5	South Carolina

Date	St	W-L	Score	Opponent
3-7	H	L ⁽¹⁰⁾	7-8	South Carolina
3-10	A	W	6-0	Wofford
3-12	H	W	14-9	Auburn
3-13	H	L	4-5	Auburn
3-14	H	L	6-9	Auburn
3-16	H	W	9-4	Coastal Carolina
3-19	A	W	7-3	Texas Tech
3-20	A	L	10-13	Texas Tech
3-21	A	L	3-5	Texas Tech
3-23	H	W	10-6	Elon
3-24	H	L	1-7	Elon
3-26	H	W	13-6	*Wake Forest
3-27	H	W	7-4	*Wake Forest
3-28	H	W	6-5	*Wake Forest
3-30	A	W	6-2	Georgia
3-31	H	W	19-4	Georgia
4-2	H	W	3-2	*Maryland
4-3	H	W	9-2	*Maryland
4-4	H	W	8-2	*Maryland
4-7	H	W	9-4	South Carolina
4-9	A	L	1-5	*Virginia
4-10	A	L	3-4	*Virginia ⁽¹⁾
4-10	A	L	1-3	*Virginia ⁽²⁾
4-13	H	W	9-5	Winthrop
4-14	A	W	13-5	South Carolina
4-16	A	W	2-1	*North Carolina
4-17	A	L	0-4	*North Carolina
4-18	A	W ⁽¹⁰⁾	4-2	*North Carolina
4-20	H	W	13-4	The Citadel
4-21	H	W	8-7	Western Carolina
4-23	H	W	2-1	*N.C. State
4-24	H	W	4-3	*N.C. State
4-25	H	W	9-6	*N.C. State
5-1	H	L	6-11	*Florida State
5-2	H	L	1-10	*Florida State
5-3	H	W	18-9	*Florida State
5-5	H	W	3-2	Charleston Southern
5-7	H	W	8-5	Central Florida
5-8	H	L	4-7	Central Florida
5-9	H	L	2-3	Central Florida
5-11	H	W	16-5	Furman
5-12	H	W	19-8	College of Charleston
5-14	A	L	3-8	*Georgia Tech
5-15	A	L	3-11	*Georgia Tech
5-16	A	L	4-8	*Georgia Tech
5-20	A	W	10-1	*Duke
5-21	A	L	1-2	*Duke
5-22	A	W	9-6	*Duke
5-26	N2	W	7-6	+North Carolina
5-27	N2	L ⁽¹³⁾	7-11	+Georgia Tech
5-28	N2	W	12-1	+N.C. State
5-28	N2	L	5-6	+North Carolina
6-4	N3	W	10-6	\$Birmingham-Southern
6-5	A	L	3-6	\$Georgia
6-5	N3	W	5-4	\$Birmingham-Southern
6-6	A	W	10-9	\$Georgia ⁽¹⁾
6-6	A	L ⁽¹⁰⁾	6-7	\$Georgia ⁽²⁾

* - ACC game; % - Keith LeClair Invitational; + - ACC Tournament; \$ - NCAA Athens (GA) Regional; N1 - Greenville, NC; N2 - Salem, VA; N3 - Athens, GA

2005 (43-23 Overall; 21-9 ACC, 2nd)

Ranked #13 by Collegiate Baseball

Ranked #14 by Baseball America

Ranked #16 by Sports Weekly

Head Coach: Jack Leggett (12th)

Date	St	W-L	Score	Opponent
2-18	N1	W	7-2	% West Virginia
2-19	A1	L	2-3	% Coastal Carolina
2-20	N1	L	0-10	% East Carolina
2-25	H	W	3-2	California-Irvine
2-26	H	W	5-4	California-Irvine
2-27	H	W	10-2	California-Irvine
3-4	A	L	5-6	Auburn
3-5	A	L	4-8	Auburn
3-6	A	W	14-3	Auburn
3-9	H	L	2-8	Winthrop
3-12	H	L	3-6	South Carolina
3-13	A	L	5-6	South Carolina
3-16	H	W	11-1	Furman
3-18	H	L	1-2	*North Carolina

* - ACC game; + - ACC Tournament; \$ - NCAA Clemson (SC) Regional; ¶ - NCAA Coral Gables (FL) Super Regional; N1 - Las Vegas, NV; N2 - Fort Mill, SC

3-19	H	W	9-1	*North Carolina
3-20	H	W	7-3	*North Carolina
3-22	A	W	1-0	Old Dominion
3-23	A	L	2-3	Old Dominion
3-25	A	W	14-3	*Maryland
3-26	A	W ⁽¹³⁾	6-4	*Maryland ⁽¹⁾
3-26	A	W	12-0	*Maryland ⁽²⁾
3-29	H	W	14-5	Coastal Carolina
3-30	H	W	8-1	Coastal Carolina
4-2	A	L	1-3	*Florida State
4-3	A	L	4-5	*Florida State ⁽¹⁾
4-3	A	W	7-3	*Florida State ⁽²⁾
4-5	A	L	10-11	Georgia
4-6	H	L	1-4	Georgia
4-8	H	W	9-3	*Duke
4-9	H	W	11-6	*Duke
4-10	H	W	16-6	*Duke
4-12	A	W	7-4	Western Carolina
4-13	H	W	12-2	South Carolina
4-15	H	W	13-4	*Virginia
4-16	H	W	3-2	*Virginia
4-17	H	L	2-9	*Virginia
4-19	H	W	10-1	Western Carolina
4-20	A	W	7-5	South Carolina
4-22	A	L	3-8	*N.C. State
4-23	A	W	16-9	*N.C. State
4-24	A	L	8-9	*N.C. State
4-26	H	W	9-6	Elon
4-27	H	W	7-1	Wofford
4-29	H	L	14-18	*Georgia Tech
4-30	H	W	6-5	*Georgia Tech
5-1	H	L	4-6	*Georgia Tech
5-8	A	L	7-11	*Virginia Tech
5-9	A	W	7-0	*Virginia Tech
5-10	A	W	6-2	*Virginia Tech
5-13	A	W	4-1	*Wake Forest
5-14	A	W ⁽¹¹⁾	17-14	*Wake Forest
5-15	A	W	6-5	*Wake Forest
5-17	H	W	8-5	College of Charleston
5-19	H	W	15-5	*Miami (FL)
5-20	H	W	9-2	*Miami (FL)
5-21	H	W	6-2	*Miami (FL)
5-25	N2	L	1-8	+Virginia
5-26	N2	W	9-1	+Miami (FL)
5-27	N2	W	5-4	+N.C. State
5-28	N2	L	4-5	+Virginia
6-3	H	W	12-2	*North Carolina A&T
6-4	H	W	6-0	*College of Charleston
6-5	H	W	8-3	*Oral Roberts
6-11	A	W	4-2	†Baylor
6-12	A	L	1-7	†Baylor
6-13	A	L	1-6	†Baylor

* - ACC game; % - Baseball at The Beach;
+ - ACC Tournament; \$ - NCAA Clemson
(SC) Regional; † - NCAA Waco (TX) Super
Regional; N1, A1 - Myrtle Beach, SC; N2 -
Jacksonville, FL

2006 (53-16 Overall; 24-6 ACC, 1st (Atlantic)) ACC Champion

College World Series Participant

Ranked #5 by Baseball America

Ranked #5 by Collegiate Baseball

Ranked #5 by Sports Weekly

Head Coach: Jack Leggett (13th)

Date	St	W-L	Score	Opponent
2-17	H	W	8-1	James Madison ⁽¹⁾
2-17	H	W	3-0	James Madison ⁽²⁾
2-19	H	W	6-1	James Madison
2-24	H	W	5-1	Mercer
2-26	H	L	2-3	Mercer ⁽¹⁾
2-26	H	W	9-4	Mercer ⁽²⁾
3-3	A	W	6-0	College of Charleston
3-4	A	L	2-6	South Carolina
3-5	H	W	6-4	South Carolina
3-8	H	W	10-5	William & Mary
3-10	H	W	7-2	Kansas
3-11	H	L	5-6	Kansas
3-12	H	W	4-3	Kansas
3-15	H	W	10-5	Gardner-Webb
3-17	A	L	1-2	*Virginia
3-18	A	L	2-10	*Virginia

3-19	A	L	4-7	*Virginia
3-21	H	W	5-3	Elon
3-22	H	W	7-4	Elon
3-24	H	W	9-5	*N.C. State
3-25	H	W	4-2	*N.C. State
3-26	H	W	6-2	*N.C. State
3-28	A	L ⁽¹⁰⁾	11-12	Georgia
3-29	H	W	10-7	Georgia
3-31	A	W	8-6	*Miami (FL)
4-1	A	W	6-2	*Miami (FL)
4-2	A	W	14-1	*Miami (FL)
4-4	H	L	6-8	Western Carolina
4-5	A	W	3-2	South Carolina
4-7	H	W	3-1	*Maryland
4-8	H	W ⁽¹¹⁾	3-2	*Maryland
4-9	H	W	15-7	*Maryland
4-11	A	W	8-3	Western Carolina
4-12	H	W	10-5	South Carolina
4-14	A	W	7-6	*Georgia Tech
4-15	A	L	3-12	*Georgia Tech
4-16	A	L	4-22	*Georgia Tech
4-18	H	L	3-6	Winthrop
4-19	H	L	4-5	Furman
4-21	A	W	6-3	*Boston College
4-22	A	L	2-3	*Boston College ⁽¹⁾
4-22	A	W	4-1	*Boston College ⁽²⁾
4-26	H	W	10-1	Wofford
4-28	H	W	11-2	*Virginia Tech
4-29	H	W	11-4	*Virginia Tech
4-30	H	W	7-3	*Virginia Tech
5-8	A	W	7-4	*Duke ⁽¹⁾
5-8	A	W	14-0	*Duke ⁽²⁾
5-9	A	W	8-2	*Duke
5-12	H	W	9-1	*Florida State
5-13	H	W ⁽¹⁰⁾	4-3	*Florida State
5-14	H	W	11-2	*Florida State
5-16	H	W	1-0	College of Charleston
5-18	H	W	26-1	*Wake Forest
5-19	H	W	6-0	*Wake Forest
5-20	H	W	7-3	*Wake Forest
5-24	N1	W ⁽⁷⁾	13-1	+Wake Forest
5-25	N1	W	3-2	+Georgia Tech
5-27	N1	L ⁽¹⁰⁾	7-8	+Georgia Tech ⁽¹⁾
5-27	N1	W	16-11	+Georgia Tech ⁽²⁾
5-28	N1	W	8-4	+N.C. State
6-2	H	W	3-0	\$North Carolina-Asheville
6-3	H	W	13-3	\$Elon
6-4	H	W	8-6	*Mississippi State
6-9	H	W	11-8	†Oral Roberts
6-10	H	W	6-5	†Oral Roberts
6-16	N2	W	8-4	!Georgia Tech
6-18	N2	L	0-2	!North Carolina
6-20	N2	L	6-7	!Cal State Fullerton

* - ACC game; + - ACC Tournament; \$ -

NCAA Clemson (SC) Regional; † - NCAA

Clemson (SC) Super Regional; ! - College

World Series; N1 - Jacksonville, FL; N2 -

Omaha, NE

2007 (41-23 Overall; 18-12 ACC, 2nd (Atlantic)) Ranked #12 by Collegiate Baseball

Ranked #13 by Sports Weekly

Ranked #15 by Baseball America

Head Coach: Jack Leggett (14th)

Date	St	W-L	Score	Opponent
2-16	H	W	14-0	George Mason
2-17	H	L	1-5	George Mason
2-18	H	W	5-4	George Mason
2-21	H	W ⁽⁶⁾	11-3	High Point
2-23	H	W	8-3	Pacific
2-24	H	W ⁽¹¹⁾	4-3	Pacific ⁽¹⁾
2-24	H	W	5-4	Pacific ⁽²⁾
2-28	H	W	6-4	Winthrop
3-3	H	L	0-12	South Carolina
3-4	A	L	2-3	South Carolina
3-7	H	W	4-0	Coastal Carolina
3-9	H	L ⁽¹⁰⁾	4-6	Memphis
3-10	H	W	8-2	Memphis
3-11	H	W	7-2	Memphis
3-14	H	W	3-0	Georgia Southern
3-16	H	W	6-4	*Duke
3-17	H	W	7-2	*Duke

3-18	H	W	9-6	*Duke
3-20	A	L	3-6	Western Carolina
3-23	A	L	3-4	*Maryland
3-24	A	L	1-4	*Maryland
3-25	A	W	5-0	*Maryland
3-27	H	W	14-2	Gardner-Webb
3-28	H	W	15-6	Western Carolina
3-30	H	L	3-10	*Miami (FL)
3-31	H	W	4-1	*Miami (FL)
4-1	H	L	6-7	*Miami (FL)
4-3	A	W	4-2	Georgia
4-4	H	W	11-10	Georgia
4-6	A	W	6-3	*Virginia Tech
4-7	A	W	8-5	*Virginia Tech
4-8	A	W ⁽¹⁰⁾	5-2	*Virginia Tech
4-13	A	W	6-2	*Wake Forest
4-14	A	L	5-6	*Wake Forest
4-15	A	W	5-4	*Wake Forest
4-18	A	L	2-4	South Carolina
4-20	H	L	3-5	*Virginia
4-21	H	L	0-3	*Virginia
4-22	H	W	2-1	*Virginia
4-24	H	L	12-13	Elon
4-25	H	W	14-5	South Carolina
4-27	H	W ⁽¹¹⁾	3-2	*Georgia Tech
4-28	H	W	10-3	*Georgia Tech
4-29	H	L	3-6	*Georgia Tech
5-5	H	W	4-3	*Boston College
5-6	H	L	6-8	*Boston College ⁽¹⁾
5-6	H	W	7-6	*Boston College ⁽²⁾
5-8	N1	W	12-3	Wofford
5-9	H	L	3-6	Furman
5-11	A	L	1-11	*Florida State
5-12	A	W	7-6	*Florida State
5-13	A	W	11-6	*Florida State
5-15	H	W	19-7	College of Charleston
5-17	A	L	4-11	*N.C. State
5-18	A	L	5-6	*N.C. State
5-19	A	W	6-3	*N.C. State
5-23	N2	W ⁽¹³⁾	5-4	+Miami (FL)
5-25	N2	L	2-3	+Wake Forest
5-26	N2	W	5-1	+Florida State
6-1	N3	W	3-2	\$Saint John's
6-3	A	W	11-8	\$Coastal Carolina
6-4	A	W	15-3	\$Coastal Carolina
6-8	A	L	6-8	†Mississippi State
6-9	A	L	5-8	†Mississippi State

* - ACC game; + - ACC Tournament; \$ -

NCAA Myrtle Beach (SC) Regional;

† - NCAA Starkville (MS) Super Regional;

N1 - Greenville, SC (Fluor Field); N2 - Jack-

sonville, FL; N3 - Myrtle Beach, SC

2008 (31-27-1 Overall; 11-18-1 ACC, 4th (Atlantic)) Head Coach: Jack Leggett (15th)

Date St W-L Score Opponent

2-23 H W 12-5 Mercer⁽¹⁾

2-23 H W 6-5 Mercer⁽²⁾

2-24 H W 10-3 Mercer

2-27 H W 12-3 High Point

2-29	A	W	7-6	College of Charleston
3-1	A	L	1-10	South Carolina
3-2	H	L	1-5	South Carolina
3-5	H	W	9-7	Wofford
3-8	A	L	11-13	*Wake Forest
3-9	A	L	3-5	*Wake Forest ⁽¹⁾
3-9	A	W	12-11	*Wake Forest ⁽²⁾
3-11	H	W	11-10	North Carolina-Greensboro
3-12	H	W	6-5	North Carolina-Greensboro
3-14	H	L	4-6	*Boston College
3-15	H	L	6-7	*Boston College
3-16	H	W	16-2	*Boston College
3-18	H	W	9-6	Coastal Carolina
3-20	H	W	14-2	Furman
3-21	H	L	4-5	*N.C. State
3-22	H	W	3-2	*N.C. State
3-23	H	W	2-0	*N.C. State
3-25	H	W	5-4	Elon
3-26	H	W	2-1	Elon
3-28	A	W	2-1	*Maryland
3-29	A	L	3-5	*Maryland
3-30	A	W	6-2	*Maryland
4-1	A	L	3-11	Georgia
4-2	H	L	4-6	Georgia
4-4	A	L	4-6	*Miami (FL)
4-5	A	L	5-15	*Miami (FL)
4-6	A	L	6-7	*Miami (FL)
4-9	A	L	1-7	South Carolina
4-11	H	L	2-8	*North Carolina
4-12	H	L	3-4	*North Carolina
4-13	H	L	4-8	*North Carolina
4-15	H	L	2-6	Western Carolina
4-16	H	L	0-6	South Carolina
4-18	A	W	7-4	*Duke
4-19	A	L	1-10	*Duke
4-20	A	T ⁽¹⁰⁾	6-6	*Duke
4-22	A	W	6-0	Western Carolina
4-23	N1	W	12-7	Presbyterian
4-25	H	W	13-5	*Virginia Tech
4-26	H	W	8-7	*Virginia Tech
4-27	H	W	10-2	*Virginia Tech
5-3	H	L ⁽¹⁰⁾	8-9	*Florida State
5-4	H	L	4-13	*Florida State
5-5	H	L	2-4	*Florida State
5-7	N1	W	11-5	Furman
5-9	A	L	1-5	*Georgia Tech
5-10	A	L	1-7	*Georgia Tech
5-11	A	W	16-6	*Georgia Tech
5-13	H	W	12-6	College of Charleston
5-15	A	W	9-1	Central Florida
5-16	A	W	7-3	Central Florida
5-17	A	W	8-5	Central Florida
5-21	N2	L	1-7	+Miami (FL)
5-22	N2	L ⁽⁷⁾	0-10	+N.C. State
5-24	N2	W	10-4	+Georgia Tech

* - ACC game; + - ACC Tournament; N1 -

Greenville, SC (Fluor Field); N2 - Jack-

sonville, FL

Note: Clemson home games in bold.

The 2006 Tigers had a 24-6
ACC record and advanced to
the College World Series for
the 11th time in school history.

3 Home Runs

Clemson - It had been three years since a Tiger had hit three home runs in one game, but **Kyle Parker** pulled the trick against Wake Forest at Hooks Stadium in Winston-Salem, NC in the second game of a doubleheader on March 9, 2008 in a game the Tigers won 12-11. He went 5-for-5 with three home runs, a double, five runs, and seven RBIs. He hit a one-out, solo homer in the fourth inning, a no-out, solo homer in the sixth inning, and a no-out, three-run homer in the ninth inning that tied the score. He also had 15 total bases in the game.

Opponent - Georgia Tech first-baseman **Luke Murton** hit three home runs and drove in seven runs against the Tigers in the ACC Tournament at Jacksonville, FL in the second game of a doubleheader on May 27, 2006. Batting in the sixth spot in the lineup, he led off the seventh inning with a solo homer. In the eighth inning, he hit a two-run homer, then he hit a grand slam in the ninth inning. Therefore, **Murton** hit three homers in three straight innings. Clemson was victorious, however, by a score of 16-11.

4 Hits By 3 Players

Clemson - This last came at Maryland on April 20, 2003, exactly 18 years to the day that it happened last by a Tiger trio. **Herman Demmink** hit four singles, **Kyle Frank** was a 5-for-5 with four runs and four RBIs, and **David Slevin** was 4-for-6 with five RBIs in Clemson's 20-5 win. **Frank** also became just the third Tiger to ever hit two home runs in the same inning when he did so in the second inning.

Opponent - South Carolina accomplished this feat on April 23, 1997 in a game played in Columbia. Four Gamecocks had at least four hits in the 38-16 win over Clemson. **Adam Everett** had four hits, four RBIs, and six runs, **Derick Urquhart** had five hits, five RBIs, and six runs, **Ryan Bordenick** had six hits, six runs, and nine RBIs, and **Rob Streicher** had four hits, three runs, and five RBIs.

5 Hits

Clemson - **Jeff Schaus** went 5-for-6 with a double, two runs, and four RBIs in Clemson's 16-6 victory over #25 Georgia Tech at Russ Chandler Stadium in Atlanta, GA on May 11, 2008.

Opponent - Cal State Fullerton's **David Cooper** went 5-for-5 with a homer and four RBIs against the Tigers in the College World Series at Omaha, NE on June 20, 2006. His run-scoring single with two outs in the eighth inning was the difference in the Titans' 7-6 win.

5 Hits By 2 Players

Clemson - **Brooks Shumake** hit a home run and four singles, while **Jimmy Key** added a pair of doubles and three singles against Georgia Southern in Statesboro, GA on May 13, 1982 in a game won by Clemson 25-5.

Opponent - South Carolina leftfielder **Derick Urquhart** had five hits, including three doubles, and catcher **Ryan Bordenick** had six hits, including two doubles and a home run, as the Gamecocks defeated Clemson 38-16 in Columbia on April 23, 1997. It was the first time since 1980 that two opposing players accomplished this feat.

Back-to-Back Homers

Clemson - **Ben Paulsen** and **Kyle Parker** hit back-to-back homers against N.C. State at Doug Kingsmore Stadium on March 21, 2008. In the sixth inning, **Paulsen** hit a one-out, three-run homer. **Parker** followed with a solo home run in a game N.C. State won 5-4.

Opponent - **Justin Hopper** and **Scott Wingo** of South Carolina hit back-to-back solo homers with one out in the fourth inning in South Carolina's 6-0 win at Doug Kingsmore Stadium on April 16, 2008.

Cycle

Clemson - **Gary Burnham** performed the elusive feat against Texas-Arlington in the Texas-Arlington Tournament on February 18, 1995. **Burnham** had a double in the first inning, a triple in the third, walked in the fifth, struck out in the sixth, hit a three-run homer in the seventh, and completed the cycle with a single in the ninth inning. He added four RBIs and scored four runs.

Opponent - **Chris Pittaro** of North Carolina in Chapel Hill on March 21, 1981 had a double in the first, a single in the second, a home run in the third, and a triple in the sixth, along with two RBIs. North Carolina defeated the Tigers by a 10-7 score.

Grand Slam

Clemson - **Ben Paulsen** hit a grand slam in the seventh inning to help Clemson defeat Georgia Tech 10-4 in the ACC Tournament at The Baseball Grounds of Jacksonville (FL) on May 24, 2008. The long ball broke a 3-3 tie.

Opponent - **Reese Havens** of South Carolina hit a grand slam against the Tigers at Sarge Frye Field in Columbia, SC on March 1, 2008. The grand slam came with two outs in the second inning in a game South Carolina won 10-1.

No-Hitter

Clemson - **Scott Parrish** pitched a seven-inning, no-hit game against The Citadel at Clemson on March 6, 1984 in the 12th game of the season in a game won by the Tigers 6-0. **Parrish** allowed five baserunners, two walks, and three reached on errors. One runner was erased attempting to steal and the other four were left stranded.

Opponent - Auburn's **Dana Becton** and **Ken Deriso** combined to no-hit Clemson for the first time in almost 16 years when they held the Tigers hitless on March 11, 1979 at Auburn, AL. **Becton** went the first six innings and struck out seven batters, while **Deriso** hurled the last three innings and struck out four batters. Clemson lost the game by a score of 10-1, as the Tigers scored a run on two errors and a passed ball.

Shutout

Clemson - **Graham Stoneburner** pitched a shutout when he blanked N.C. State at Doug Kingsmore Stadium on March 23, 2008. The freshman righthander allowed just two hits and one walk with seven strikeouts in the Tigers' 2-0 victory. He allowed just one runner past first base and none past second base.

Opponent - **Clayton Shunick** of N.C. State went the distance against Clemson in the ACC Tournament at The Baseball Grounds of Jacksonville (FL) on May 22, 2008. He allowed just two hits and no walks with eight strikeouts in a game N.C. State won 10-0 in seven innings.

Triple Play

Clemson - Clemson completed its first triple play since the 1971 season against George Mason on February 26, 1995 at Doug Kingsmore Stadium. **Mark Watson** gave up a leadoff walk to **Joey Goodwin** in the fourth inning, which was followed by a single by **Ron Pennell**. **Brendan Pickett** hit a line shot to first-baseman **David Miller**, who stepped on first to double off **Pennell** and then threw to **Seth Brizek** at second, and the throw beat **Goodwin** for the third out. The Tigers won 9-3.

Opponent - **Dan Griffin**, **Matt Robinson**, and **Rick Feguredo** of Florida State combined on a triple play on March 2, 1983 at Tallahassee, FL. After **Bob Paulling** singled and **Craig Roberson** walked to open the second inning, **Jamie Swanner** grounded to **Griffin**, who forced **Paulling** at third. **Griffin** threw to **Robinson**, forcing **Roberson** at second, and **Robinson** relayed to **Feguredo** at first for the putout on **Swanner**. The teams battled to a 3-3 tie in 10 innings.



FIRST-ROUND DRAFT PICKS under Jack Leggett



MIKE **PARADIS**, 1999
13th Overall



KRIS **BENSON**, 1996
1st Overall



TYLER **LUMSDEN**, 2004




TYLER **COLVIN**, 2006
13th Overall




KHALIL **GREENE**, 2002
13th Overall



DAVID **MILLER**, 1995
23rd Overall



BILLY **KOCH**, 1996
4th Overall



DANIEL **MOSKOUS**, 2007
4th overall



MATTHEW **LeCROY**, 1997

2009 SCHEDULE

SU M TU W TH F SA

1	2	3	4	5	6	7
8	9	10	11	12	13	14
15	16	17	18	19	20 CHA - 4:00	21 CHA - 2:00
22 CHA - 1:00	23	24	25 W WOFF - 4:00	26	27	28 C USC - 2:00
1 C USC - 1:30	2	3	4 UNCA - 4:00	5	6 UNC - 3:00	7 UNC - 2:00
8 UNC - 1:00	9	10 MSU - 4:00	11 MSU - 7:00	12	13 WF WAKE - 4:00	14 WF WAKE - 2:00
15 WF WAKE - 1:00	16	17 PRES - 6:30	18 USCU - 6:30	19	20 FSU - 6:00	21 FSU - 6:00
22 FSU - 1:00	23	24 ELON - 6:30	25 ELON - 6:30	26	27 BC - 2:30	28 BC - 1:30
29 BC - 11:30*	30	31 UGA - 7:00	1 UGA - 6:30	2	3 DUKE - 6:30	4 DUKE - 6:30
5 DUKE - 1:00	6	7 FUR - 6:30	8 USC - 7:00	9	10 MIA - 6:30	11 MIA - 6:30
12 MIAMI - 1:00	13	14 WCU - 7:00	15 WCU - 6:30	16	17 VT - 5:30	18 VT - 5:30
19 VT - 1:00	20	21 CCU - 6:30	22 USC - 7:00	23	24 GT - 6:30	25 GT - 6:30
26 GT - 1:00	27	28	29	30	1 UMD - 6:30	2 UMD - 6:30
3 UMD - 6:30	4 UMD - 1:00	5	6 FUR - 7:00	7	8 UNCW - 6:30	9 UNCW - 6:30
10 UNCW - 1:00	11	12 ColC - 6:30	13	14 NCSU - 6:30	15 NCSU - 6:30	16 NCSU - 1:00
17	18	19	20 ACC - TBA	21 ACC - TBA	22 ACC - TBA	23 ACC - TBA
24 ACC - TBA	25	26	27	28	29 NCAA REG - TBA	30 NCAA REG - TBA
31 NCAA REG - TBA	1 NCAA S. REG - TBA	2 NCAA S. REG - TBA	3	4	5 NCAA S. REG - TBA	6 NCAA S. REG - TBA
7 NCAA CWS - TBA	8 NCAA CWS - TBA	9 NCAA CWS - TBA	10 NCAA CWS - TBA	11 NCAA CWS - TBA	12 NCAA CWS - TBA	13 NCAA CWS - TBA
14 NCAA CWS - TBA	15 NCAA CWS - TBA	16 NCAA CWS - TBA	17 NCAA CWS - TBA	18 NCAA CWS - TBA	19 NCAA CWS - TBA	20 NCAA CWS - TBA
21 NCAA CWS - TBA	22 NCAA CWS - TBA	23 NCAA CWS - TBA	24 NCAA CWS - TBA	25	26	27
28	29	30				

HOME GAME
ROAD GAME
NEUTRAL SITE

Note: All times are Eastern
* - AM start time
G - Greenville, SC (Fluor Field)
A - Durham, NC

Ben Paulsen, 1B

Wilson Boyd, OF

Graham Stoneburner, RHP

Addison Johnson, OF

Clinton McKinney, RHP

Trey Delk, RHP

Ryan Hinson, LHP

Kyle Parker, OF
First-Team All-ACC

Justin Sarratt, RHP

Matt Sanders, INF

Stan Widmann, INF

Mike Freeman, INF