

21 Consecutive NCAA Tournament Appearances

2008 BASEBALL

CLEMSON

**Stan
WIDMANN**
Junior Shortstop
Co-Captain

**Matt
VAUGHN**
Junior Pitcher
Co-Captain

**Doug
HOGAN**
Senior Catcher
Co-Captain
Preseason All-American

**solid
orange**

IT'S ABOUT PRIDE




Doug Kingsmore Stadium is one of the nation's premier college baseball facilities. The home of Tiger baseball since 1970, the park has hosted an NCAA Regional nine of the past 14 seasons and has seen Clemson win over 81 percent of its games there. From its unique outfield terrace to its scenic setting, Doug Kingsmore Stadium is second-to-none in terms of gameday atmosphere and fan experience. Clemson has also set school records for average attendance each of the last four years, including 2007 when it averaged 4,810 fans per home contest, the sixth-highest figure in the country.

AT DOUG KINGSMORE STADIUM




Jack LEGGETT
Head Coach
15th Season



Tom RIGINOS
Associate Head Coach
6th Season



Kyle BUNN
Assistant Coach
1st Season



Toby BICKNELL
Volunteer Assistant Coach
2nd Season

CLEMSON COACHING STAFF

Table of Contents



Bios

Balliet, Roberta (Administrative Assistant)	24
Barker, James F. (President)	108
Bicknell, Toby (Volunteer Assistant Coach)	23
Bunn, Kyle (Assistant Coach)	22
Douglas, Bobby (Director of Academic Services)	24
Hennessy, Brian (Associate SID)	24
Leggett, Jack (Head Coach)	14-20
Owens, Brad (Director of Baseball Operations)	24
Phillips, Dr. Terry Don (Athletic Director)	109
Players, Rookie	45-47
Players, Veteran	28-44
Riginos, Tom (Associate Head Coach)	21
Seniors & Pro Signees, 2007	94-97
Wilhelm, Bill (Former Head Coach)	174

Clemson Baseball Information

ACC Baseball	130
Bat Girls	25
Community Service Program	113
Compliance, NCAA	112
Directions to Doug Kingsmore Stadium	2
Facilities, Athletic	114
Glossary	10-13
Grounds Crew, Baseball	115
Media Information	2
Media Outlets	3
Mission Statement, Athletic Department	112
Omaha Challenge	48
Opponents, 2008	50-53
Outlook	7-9
Parking Map	6

Media Guide Credits

Credits

The 2008 Clemson Baseball Media Guide was designed, written, and edited by Associate Sports Information Director **Brian Hennessy**. Statistical and editorial assistance provided by **Sam Blackman**, **Tim Bourret**, **Kelly Croughwell**, **Ashley Earle**, **Brittney Earle**, **Trey McCurry**, and **Philip Sikes**. The four cover designs by **John Schaffhauser** of Canton, MS. Printing by Martin Printing Company, Inc. of Easley, SC.



On the Cover

Featured on the front cover are Clemson's three captains, **Doug Hogan** (C), **Matt Vaughn** (RHP), and **Stan Widmann** (SS). **Wilson Boyd** (OF), **Ryan Hinson** (LHP), **Addison Johnson** (OF/LHP), **D.J. Mitchell** (RHP/OF), and **Ben Paulsen** (1B) along with Head Coach **Jack Leggett** are featured on the back cover.

Photo Credits

Cover photos courtesy of **Dennis Bancroft**, **Mark Crammer**, **Mitchell Layton**, **Roy Philpott**, **Tom Priddy**, **Mike Stone**, and **Patrick Wright**. Interior photos courtesy of **Dennis Bancroft**, **Kevin Bray**, **Eddie Cliffe**, **Mark Crammer**, **Frankie Creel**, **Tommy Crumpton**, **Jim Graham**, **Steve Hanvey**, **David Lann**, **Mitchell Layton**, **Earle Martin**, **Jerry Oberholtzer**, **Roy Philpott**, **Randy Rampey**, **Keith Robinson**, **Brian Schneider**, **Charlie Smith**, **Mike Stone**, **Vern Verna**, **Bob Waldrop**, **Patrick Wright**, and Major League Baseball.

Special Thanks

Special thanks to **Bob Bradley**, who served Clemson athletics for 45 years in the sports information department and provided most of the information contained in the record section. Thanks to the late **Alan Mohrmann** of Greenville, SC for statistical research.

Additional Copies

Send a check for \$12 to the Clemson SID Office. See page 2 for mailing information.

Polls, Preseason	9
Pronunciations, Player & Coach	4
Quick Facts	6
Radio Network (Clemson Tiger Sports Network)	25
Roster, Numerical & Alphabetical	4
Roster, Position	5
Roster, Radio/Television	26
Stadium, Doug Kingsmore	116-119
Staff, Athletic Department	110,111
Staff, Student Support	46
Student-Athlete Enrichment Program (Vickery Hall) ..	106,107
Tradition, Championship	120,121
University Profile	99-105

Records

Academic Honor Roll Members, ACC	162
ACC Tournament	165
ACC Tournament Results, Game-By-Game	164
Against All Competition	54,55
All-Americans	156-158
Batting (Individual)	132
Batting (Team)	136
Batting, Yearly (Team)	134
Career (Individual)	140,141
Coaches, Assistant	173
Coaches, Head	175
Cycles	138
Date, Record By	55
Dates, Top Winning Percentage	55
Fielding (Team)	136
Fielding, Yearly (Team)	134
First-Round Draft Picks	129
Honors (Individual)	154,155
Innings, Highest Scoring	148
Last Time It Happened	192
Leggett vs. All Competition	19
Leggett's 184 Top-25 Wins	18
Leggett , Yearly	15
Lettermen	160,161
Major League Tigers, Current	122,123
Major League Tigers, Former	124,125
NCAA Stat Rankings, Top-25	159
NCAA Tournament	167
NCAA Tournament Results, Game-By-Game	166
No-Hitters	133
Pitching (Individual)	133
Pitching (Team)	136
Pitching, Yearly (Team)	135
Polls, Weekly (Clemson Rankings From 1987-07)	163
Pro Signees	128,129
Pro Tigers, 2007	127
Results, 2008 Opponent Game-By-Game	56-62
Results, Season Game-By-Game	176-191
Results, Yearly	175
Season (Individual)	137-139
Stadium, Against Opponents (Doug Kingsmore)	117
Stadium, Yearly (Doug Kingsmore)	116
Stats, Individual Career Batting (ACC Era)	149-151
Stats, Individual Career Pitching (ACC Era)	152,153
Stats, Major League Tigers	126
Streaks, Hitting	137
Streaks, Winning	136
Timeline, Historical	168-173
Titles, ACC & NCAA Regional	120
Yearly Leaders	142-147

Review, 2007

ACC Standings	130
Accomplishments, Team	75
All-ACC Team	130
Batting, Game-By-Game (Individual)	71
Boxscores	78-93
Home Runs	70
Honors, Individual	76
Notes	64,65
Pitching, Game-By-Game (Individual Career)	72-74
Polls, Final	77
Results, Game-By-Game	67
Starts By Position	75
Stats, ACC Regular-Season	68

2008 Schedule

February

22	Fri.	Mercer	WCCP	4:00
23	Sat.	Mercer	WCCP	2:00
24	Sun.	Mercer	WCCP	1:00
27	Wed.	High Point	WCCP	4:00
29	Fri.	at College of Charleston	WCCP	5:00

March

1	Sat.	at South Carolina	CTSN	1:30
2	Sun.	South Carolina	CTSN	2:00
5	Wed.	Wofford	WCCP	4:00
7	Fri.	* at Wake Forest	CTSN	2:30
8	Sat.	* at Wake Forest	CTSN	1:00
9	Sun.	* at Wake Forest	CTSN	1:00
11	Tue.	North Carolina-Greensboro	WCCP	4:00
12	Wed.	North Carolina-Greensboro	WCCP	4:00
14	Fri.	* Boston College	CTSN	4:00
15	Sat.	* Boston College	CTSN	2:00
16	Sun.	* Boston College	CTSN	1:00
18	Tue.	Coastal Carolina	WCCP	7:15
19	Wed.	Furman	WCCP	7:15
21	Fri.	* N.C. State	CTSN	7:15
22	Sat.	* N.C. State	CTSN	7:00
23	Sun.	* N.C. State	CTSN	1:00
25	Tue.	Elon	WCCP	7:15
26	Wed.	Elon	WCCP	7:15
28	Fri.	* at Maryland	CTSN	7:00
29	Sat.	* at Maryland	CTSN	4:00
30	Sun.	* at Maryland	CTSN	1:00

April

1	Tue.	at Georgia	CTSN	7:00
2	Wed.	Georgia	CTSN	7:15
4	Fri.	* at Miami (FL)	CTSN	7:00
5	Sat.	* at Miami (FL)	CTSN	7:00
6	Sun.	* at Miami (FL)	CTSN	1:00
9	Wed.	at South Carolina	CTSN	7:00
11	Fri.	* North Carolina	CTSN	7:15
12	Sat.	* North Carolina	CTSN	4:00
13	Sun.	* North Carolina	CTSN	1:00
15	Tue.	Western Carolina	WCCP	7:15
16	Wed.	South Carolina	CTSN	7:15
18	Fri.	* at Duke	CTSN	7:00
19	Sat.	* at Duke	CTSN	2:00
20	Sun.	* at Duke	CTSN	1:00
22	Tue.	at Western Carolina	WCCP	7:00
23	Wed.	^ Presbyterian	WCCP	7:15
25	Fri.	* Virginia Tech	CTSN	7:15
26	Sat.	* Virginia Tech	CTSN	7:00
27	Sun.	* Virginia Tech	CTSN	1:00

May

3	Sat.	* Florida State	CTSN,RSN	7:00
4	Sun.	* Florida State	CTSN	7:00
5	Mon.	* Florida State	CTSN	4:00
7	Wed.	^ Furman	WCCP	7:15
9	Fri.	* at Georgia Tech	CTSN	7:00
10	Sat.	* at Georgia Tech	CTSN	7:00
11	Sun.	* at Georgia Tech	CTSN	1:00
13	Tue.	College of Charleston	WCCP	7:15
15	Thu.	at Central Florida	WCCP	6:30
16	Fri.	at Central Florida	WCCP	6:30
17	Sat.	at Central Florida	WCCP	6:30
21-25		+ ACC Tournament	CTSN	TBA

* - ACC regular-season game; ^ - Greenville, SC (West End Field); + - Jacksonville, FL; CTSN - Clemson Tiger Sports Network broadcast; WCCP - 104.9 FM (Clemson, SC) broadcast; RSN - Regional Sports Network telecast; Note: Home games in **bold**; all times are PM/Eastern.

Stats, ACC Tournament	69
Stats, Career (2008 Players)	68
Stats, NCAA Tournament	69
Stats, Overall	66
Story	75-77
Superlatives, Team & Individual	70



ACC Media Relations

Kristie Le is the baseball media relations contact for the ACC office. She can be reached at (336) 851-6062 or kle@theacc.org.

Credentials

Members of the working press who desire a media credential to a Clemson baseball home game should contact **Brian Hennessy** in the Clemson SID Office at (864) 656-1921. There is space for 13 writers in the press box in the Doug Kingsmore Stadium press areas, plus booths for each team's radio network. Season credentials are issued. Credentials on a game-by-game basis are also issued. Members of the media must request a pass at least one day prior to each game/series to ensure admittance.

Email Distribution List

Notes, stats, stories, and other information is emailed out on a series basis from the Clemson SID Office. Contact **Brian Hennessy** in the SID Office at bhennes@clemson.edu to be placed on this email distribution list.

Internet

Clemson boxscores, releases, statistics, bios, live stats, and other items are all available on the internet. Find us at ClemsonTigers.com. Statistics are updated following every game. Game notes are also provided in pdf format.



ClemsonTigers.com has up-to-date stat and biographical information on Tiger baseball.

Jack Leggett Availability

The best time to reach Head Coach **Jack Leggett** is weekday mornings. Please contact **Brian Hennessy** at (864) 656-1921 to set up an interview with **Leggett**.

Parking

Members of the media are requested to park in the McFadden Building parking lot, located on the hill above the stadium (behind home plate). The lot is not reserved for media members, therefore parking is on a first-come, first-serve basis. There is also parking available beyond the outfield fence and in Memorial Stadium's west endzone parking lot.

Photographer Positions

Television-camera persons are allowed to film from any unoccupied booths in the press box. There are also patio areas on both sides of the press box that are available for filming. Positions are on a first-come, first-serve basis. Still photographers are allowed on the playing field, but only in "lined-off" areas near each dugout. Those positions are also on a first-come, first-serve basis.

Player Availability

Player interviews are conducted before a particular practice when the team does not have a game. Please notify **Brian Hennessy** if you plan to attend practice. If attendance at practice is not possible, the Clemson SID Office can set up a phone interview. Campus telephone numbers for players will not be provided.

Postgame Interviews

Postgame interviews take place outside the dugout of each team. A member of the Clemson SID Office will retrieve requested players from the locker room. The locker room is closed to the media. Please see the opponent's SID for their postgame interview procedure.

Postgame Stats

A final boxscore is provided for all home games at Doug Kingsmore Stadium. A typed play-by-play is also available upon request. A final boxscore (pdf) and game story is emailed within 45 minutes of the conclusion of each home game. For any other requests, please see **Brian Hennessy** or another member of the Clemson SID Office prior to the conclusion of the game.

Directions to Kingsmore Stadium**From Atlanta, GA**

Take I-85 north to exit 14 in South Carolina. Take a left, which crosses over the interstate, onto South Carolina Highway 187 until the road runs into U.S. Highway 76 and 28. Make a left at this traffic light. *Stay on this road until the Highway 93 exit, where you will exit and take a left at the stop light. The route runs into the Clemson campus. Stay straight until you reach the second stoplight after the tennis courts (tennis courts will be on the left). Take a left at the stoplight and then take the first right into the McFadden Building parking lot.

From Columbia, SC

Take I-26 west and exit onto I-385 west until it reaches I-85. Take I-85 south until it reaches exit 19-B. Take exit 19-B and follow the directions from Atlanta starting at the * symbol to arrive at Doug Kingsmore Stadium.

From Greenville, SC

Take I-85 south until it reaches exit 19-B. Take exit 19-B and follow the directions from Atlanta starting at the * symbol to arrive at Doug Kingsmore Stadium.

Press Entrance

Enter Doug Kingsmore Stadium at the gate behind home plate or near the left-field foul pole. The stadium has an expanded press box along with an elevator and stairs leading up to the press box behind the stadium.

SID Office Address

Jervy Athletic Center
100 Perimeter Road
P.O. Box 632
Clemson, SC 29633

SID Contact Information

Office Number: (864) 656-2114
Fax: (864) 656-0299
Press Box: (864) 656-7731

Telephone Services

The press box features the most up-to-date phone services for media attending a game. There are also telephones available in the Clemson SID Office (room 102) just 100 yards from the press box in Jervy Athletic Center.

Will Call

Press will call is located at the left-field entrance.

Clemson SID Staff**Tim Bourret**

Assistant AD, Sports Information
Office - (864) 656-1926
Cell - (864) 356-3791
Email - tbimoth@clemson.edu

**Sam Blackman**

Senior Associate SID
Office - (864) 656-1924
Cell - (864) 982-6100
Email - blackmj@clemson.edu

**Brian Hennessy**

Associate SID, Baseball
Office - (864) 656-1921
Cell - (864) 986-9046
Email - bhennes@clemson.edu

**Libby Kehn**

Assistant SID,
Website Coordinator
Office - (864) 656-4218
Email - elizabk@clemson.edu

**Christine Long**

Assistant SID
Office - (864) 656-1920
Email - longc@clemson.edu

**Philip Sikes**

Assistant SID
Office - (864) 656-1985
Cell - (864) 525-4889
Email - philips@clemson.edu

**Kelly Croughwell**

SID Graduate Assistant, Baseball
Office - (864) 656-2114
Email - kcrough@clemson.edu

Internet

CollegeBaseballInsider.com

Phil Stanton, Co-Editor
Sean Ryan, Co-Editor
 P.O. Box 8235
 Richmond, VA 23236
 Phone (804) 836-5897
 Email .. phil@collegebaseballinsider.com
 Website .. CollegeBaseballInsider.com

Rivals.com

Kendall Rogers, College Baseball Editor
 10 Cadillac Drive, Suite 400
 Brentwood, TN 37027
 Phone (615) 507-3935
 Email ... rogersk@yahoo-inc.com
 Website ... CollegeBaseball.Rivals.com

SEBaseball.com

Mark Etheridge, Publisher
 6019 Garden Oaks Drive
 Tuscaloosa, AL 35405
 Phone (205) 562-7977
 Email sebaseball@rivals.com
 Website SEBaseball.com

TigerNet.com

Dan Scott, Senior Writer
 336 Silver Creed Road
 Central, SC 29630
 Phone (864) 903-1324
 Email dan.scott@tignet.com
 Website TigerNet.com

National

Baseball America

John Manuel, Editor in Chief
Aaron Fitt, Assistant Editor
 201 West Main Street, Suite 201
 Durham, NC 27702
 Phone (919) 682-9635 x113
 Email .. aaronfitt@baseballamerica.com
 Website ... BaseballAmerica.com

Collegiate Baseball

Lou Pavlovich, Jr., Editor
 P.O. Box 50566
 Tucson, AZ 85703
 Phone (520) 623-4530
 Email lou@baseballnews.com
 Website BaseballNews.com

USA Today/Sports Weekly

Andy Gardiner, College Writer
 7950 Jones Branch Drive
 McLean, VA 22108
 Phone (703) 854-8013
 Email .. agardiner@usatoday.com
 Website USAToday.com

Print

Anderson Independent-Mail

Greg Wallace, Beat Writer
 P.O. Box 2507
 1000 Williamston Road
 Anderson, SC 29622
 Phone (864) 260-1238
 Email .. wallaceg@independentmail.com
 Website IndependentMail.com

The Augusta Chronicle

Scott Michaux, College Writer
 725 Broad Street
 Augusta, GA 30903
 Phone (800) 622-6358

Email .. scott.michaux@augustachronicle.com
 Website .. AugustaChronicle.com

The (Charleston) Post & Courier

Larry Williams, Beat Writer
 221 Heather Drive
 Central, SC 29630
 Phone (864) 654-7767
 Email .. lwilliams@postandcourier.com
 Website Charleston.net

The Charlotte Observer

Harry Pickett, Sports Writer
 P.O. Box 32188
 Charlotte, NC 28232
 Phone (704) 358-5125
 Email .. obsports@charlotteobserver.com
 Website Charlotte.com

The (Clemson University) Tiger

Eric Spott, Sports Editor
 P.O. Box 1586
 Clemson, SC 29633
 Phone (864) 656-6269
 Email .. sports@thetigernews.com
 Website TheTigerNews.com

The (Columbia) State

Paul Strelow, Beat Writer
 122 Rolling Oak Drive
 Easley, SC 29642
 Phone (864) 653-0361
 Email pstrelow@thestate.com
 Website TheState.com

The (Florence) Morning News

Marc Haselden, Sports Writer
 310 South Dargin Street
 Florence, SC 29501
 Phone (843) 317-7271
 Email .. mhaselden@florencenews.com
 Website .. MorningNewsOnline.com

The Greenville News

Ed McGranahan, Beat Writer
 P.O. Box 1688
 Greenville, SC 29602
 Phone (864) 423-5480
 Email .. emcgrana@greenvillenews.com
 Website GreenvilleOnline.com

The (Myrtle Beach) Sun News

Shane Bowen, Sports Editor
 P.O. Box 406
 Myrtle Beach, SC 29578
 Phone (800) 568-1800 x294
 Email .. sbowen@thesunnews.com
 Website .. MyrtleBeachOnline.com

The (Orangeburg) Times & Democrat

Thomas Grant, Sports Writer
 P.O. Drawer 1766
 Orangeburg, SC 29116
 Phone (803) 534-1060
 Email .. sports@timesanddemocrat.com
 Website TheTAndD.com

The (Rock Hill) Herald

David Cloninger, Sports Writer
 132 West Main Street
 Rock Hill, SC 29731
 Phone (803) 909-4218
 Email .. dcloninger@heraldonline.com
 Website HeraldOnline.com

(Seneca) Daily Journal/Messenger

Will Vandervort, Sports Editor
 210 West North 1st Street
 Seneca, SC 29679
 Phone (864) 882-2375

Email willv@dailyjm.com
 Website UpstateToday.com

Spartanburg Herald-Journal

Matt Cobbs, Sports Writer
 P.O. Box 1657
 Spartanburg, SC 29304
 Phone (864) 562-7242
 Email .. matthew.cobbs@shj.com
 Website GoUpstate.com

The (Sumter) Item

Dennis Brunson, Sports Editor
 20 North Magnolia Street
 Sumter, SC 29151
 Phone (803) 774-1241
 Email dennisb@theitem.com
 Website www.TheItem.com

Radio

WSBF-FM (88.1)

Cam Taylor, General Manager
 210 Hendrix Center
 Clemson, SC 29634
 Phone (864) 656-4010
 Email program@wsbf.net
 Website WSBF.net

WCCP-FM (104.9)

Dan Scott, Sports Director
 P.O. Box 1560
 Clemson, SC 29633
 Phone (864) 903-1324
 Email dan@wccpfm.com
 Website WCCPFM.com

WRIX-FM (103.1)

Ron Scarborough, Talk-Show Host
Joel Kay, Talk-Show Host
 102 East Shockley Ferry Road
 Anderson, SC 29624
 Phone (864) 505-5071
 Email ... morningshow@103.com
 Website Talk103.com

WORD-AM (1 330 AM)

Ed Jensen, Sports
 25 Garlington Road
 Greenville, SC 29615
 Phone (864) 241-4230
 Email .. ejensen@entercom.com
 Website ... NewsRadioWord.com

South Carolina News Network

Phil Kornblut, Sports Director
Kevin McCraey, Sports
 3710 Landmark Drive, Suite 100
 Columbia, SC 29204
 Phone (803) 790-4300
 Email philtalk@aol.com
 Website SportsTalkSC.com

Specialty

Clemson Tiger Sports Network

Robert Gahagan, General Manager
Don Munson, Play-By-Play Announcer
 135 Old Greenville Highway, Suite 203
 Clemson, SC 29633
 Phone (864) 654-5544
 Email .. rgahagan@clemsontigersp.com

CUTigers The Magazine

Roy Philpott, Editor
Brett Jensen, Beat Writer
 309 Hudson Circle
 Anderson, SC 29625



Clemson baseball is covered by more local media outlets than any other school in the conference.

Phone (864) 356-5045
 Email .. bjensensports@yahoo.com
 Website CUTigers.com

(IPTAY) Orange & White

Phil Batson, Editor
Kerry Capps, Associate Editor
Dale Capps, Beat Writer
 P.O. Box 828
 Clemson, SC 29633
 Phone (864) 260-1230
 Email batsonpr@oandw.com
 Website OAndW.com

TigerIllustrated The Magazine

Cris Ard, Publisher
Ryan Bartow, Associate Editor
 P.O. Box 201
 Clemson, SC 29633
 Email crisard@msn.com
 Website TigerIllustrated.com

Television

WYFF (NBC, Ch. 4)

Geoff Hart, Sports Director
 505 Rutherford Street
 Greenville, SC 29609
 Phone (864) 240-5265
 Email gshart@hearst.com
 Website WYFF4.com

WHNS (Fox, Ch. 21)

Dan Bubany, Sports Director
 21 Interstate Court
 Greenville, SC 29615
 Phone (864) 213-2222
 Email .. dan.bubany@foxcarolina.com
 Website FoxCarolina.com

WSPA (CBS, Ch. 7)

Pete Yanity, Sports Director
 P.O. Box 1717
 Spartanburg, SC 29304
 Phone (864) 587-5452
 Email pyanity@wspa.com
 Website WSPA.com

WNEG (CBS, Ch. 32)

Jeff Sharon, Sports Director
 100 Boulevard
 Toccoa, GA 30577
 Phone (706) 886-0032
 Email jsharon@wneg32.com
 Website WNEG32.com

WIS (NBC, Ch. 10)

Rick Henry, Sports Director
 P.O. Box 367
 Columbia, SC 29201
 Phone (803) 758-1288

Email rhenry@wistv.com
 Website WISTV.com

WLTX (CBS, Ch. 19)

Bob Shields, Sports Director
 6027 Garners Ferry Road
 Columbia, SC 29209
 Phone (803) 776-9508 x233
 Email .. bobshields@wltx.gannett.com
 Website WLTX.com

WOLO (ABC, Ch. 25)

Tim Hill, Sports Director
 1200 Main Street
 Columbia, SC 29201
 Phone (803) 735-9605
 Email thill@wolo.com
 Website WOLO.com

WBTW (CBS, Ch. 13)

Matt Lincoln, Sports Director
 101 McDonald Court
 Myrtle Beach, SC 29588
 Phone (843) 294-8402
 Email mlincoln@wbw.com
 Website SCNow.com

WCIV (ABC, Ch. 4)

Scott Eisberg, Sports Anchor
 888 Allbritton Boulevard
 Mount Pleasant, SC 29464
 Phone (843) 849-3564
 Email .. seisberg@abcnews4.com
 Website WCIV.com

Comcast/Charter Sports Southeast

Lori Phillips, Marketing Coordinator
 2925 Courtyards Drive
 Norcross, GA 30071
 Phone (770) 559-2742
 Email .. lori.phillips@cable.comcast.com
 Website CSS-Sports.com

FSN South

Shannon Alderman, Media Relations
 1175 Peachtree Street, Northeast
 Building 100, Suite 200
 Atlanta, GA 30361
 Phone (404) 230-7361
 Email .. salderman@foxsports.net
 Website FoxSports.com

Wire Service

(Columbia) Associated Press

Pete Iacobelli, Sports Writer
 1311 Marion Street
 Columbia, SC 29201
 Phone (803) 799-5510
 Email piacobelli@ap.org
 Website AP.org



Clemson Roster

Numerical

#	Player	Pos.	B-T	Hgt	Wgt	Cl.	Exp.	Hometown	Previous School
1	J.D. Burgess	INF	R-R	5-11	175	So.	1VL	Pickens, SC	Pickens HS
3	Jeff Schaus	OF	L-R	6-1	190	Fr.	HS	Naples, FL	Barron Collier HS
4	John Hinson	INF	L-R	6-0	180	Fr.	HS	Asheville, NC	A.C. Reynolds HS
5	Mike Freeman	INF	L-R	5-11	185	So.	TR	Orlando, FL	University of Georgia
6	Stan Widmann	SS	R-R	6-0	190	*Jr.	3VL	Hurst, TX	L.D. Bell HS
8	Clinton McKinney	RHP	R-R	6-1	190	Jr.	TR	Greenville, SC	UNC Greensboro
9	D.J. Mitchell	RHP/OF	R-R	6-0	170	Jr.	2VL	Rural Hall, NC	North Forsyth Senior HS
10	Ben Paulsen	1B	L-R	6-3	205	So.	1VL	Acworth, GA	Kell HS
12	Wilson Boyd	OF	L-L	5-8	175	*So.	1VL	Hickory, NC	Hickory HS
13	Trent Rothlin	RHP	R-R	6-1	185	Fr.	HS	Hickory, NC	Fred T. Foard HS
15	Graham Stoneburner	RHP/INF	R-R	6-0	185	*Fr.	RS	Richmond, VA	Mills E. Godwin HS
17	John Nester	C	R-R	6-0	195	Fr.	HS	Greer, SC	Riverside HS
18	Addison Johnson	OF/LHP	L-L	5-7	170	So.	1VL	Pfafftown, NC	North Forsyth Senior HS
19	Alex Lee	OF	L-L	6-1	180	So.	1VL	Blythewood, SC	Blythewood HS
20	Matt Zoltak	LHP	L-L	5-11	200	So.	1VL	Philadelphia, PA	Plymouth Whitmarsh Senior HS
21	Matt Sanders	INF	R-R	6-1	170	Jr.	JC	New Bern, NC	Young Harris (GA) College
22	Matt Vaughn	RHP	R-R	6-3	215	Jr.	2VL	Summerville, SC	Summerville HS
23	Justin Sarratt	RHP	R-R	5-9	170	So.	1VL	Gaffney, SC	Gaffney Senior HS
25	Kyle Parker	C/INF	R-R	6-0	190	Fr.	HS	Jacksonville, FL	Bartram Trail HS
26	Chris Epps	OF	L-R	6-0	180	Fr.	HS	Stone Mountain, GA	Dunwoody HS
27	Brock Schnabel	RHP	R-R	6-4	225	Sr.	1VL	Winter Haven, FL	Polk CC
30	Doug Hogan	C	R-R	6-3	215	*Jr.	3VL	Columbia, SC	Irmo HS
32	Trey Delk	RHP	R-R	5-10	180	*Jr.	JC	Elgin, SC	Spartanburg Methodist College
33	William Bond	LHP	R-L	5-10	180	*Jr.	1VL	Lawrenceville, GA	Greater Atlanta Christian School
35	Craig Gullickson	LHP	L-L	5-11	210	Fr.	HS	Palm Beach Gardens, FL	Cardinal Newman HS
36	Casey Harman	LHP	L-L	6-2	185	Fr.	HS	South Burlington, VT	South Burlington HS
37	Adam Ward	C	R-R	5-9	160	*Jr.	1VL	Hanahan, SC	Hanahan HS
40	Alex Martin	LHP	L-L	6-2	200	*Jr.	2VL	Charlotte, NC	Providence Senior HS
42	Josh Thrailkill	RHP	R-R	6-3	190	So.	1VL	Arden, NC	T.C. Roberson HS
43	Kyle Deese	RHP	R-R	6-1	195	Fr.	HS	Inman, SC	Chapman HS
45	Ryan Hinson	LHP	L-L	6-2	215	Jr.	2VL	Rock Hill, SC	Northwestern HS

Head Coach:

Associate Head Coach:

Assistant Coach:

Volunteer Assistant Coach:

Director of Baseball Operations:

Student Equipment Managers:

- 7 Jack Leggett (15th season • Maine '76)
 11 Tom Riginos (6th season • Stetson '90)
 16 Kyle Bunn (1st season • The Citadel '99)
 2 Toby Bicknell (2nd season • Wingate '02)
 Brad Owens (1st season • Anderson '06)
 Brian Ford (Sr. • Bel Air, MD)
 Mark Smith (So. • Ruby, SC)
 Nate Johnson (Fr. • Essex Junction, VT)
 Yasuaki Okawa (1st season • Louisiana-Lafayette '07)
 David Helms (5th season • South Carolina '86)
 Mike Echols (7th season • Clemson '85)
 Brian Hennessy (10th season • Clemson '98)

Graduate Athletic Trainer:

Strength & Conditioning Assistant:

Field Manager:

Sports Information Contact:

* - has spent one season as a red-shirt player

Alphabetical

#	Player	Pos.	Cl.
33	William Bond	LHP	*Jr.
12	Wilson Boyd	OF	*So.
1	J.D. Burgess	INF	So.
43	Kyle Deese	RHP	Fr.
32	Trey Delk	RHP	*Jr.
26	Chris Epps	OF	Fr.
5	Mike Freeman	INF	So.
35	Craig Gullickson	LHP	Fr.
36	Casey Harman	LHP	Fr.
4	John Hinson	INF	Fr.
45	Ryan Hinson	LHP	Fr.
30	Doug Hogan	C	*Sr.
18	Addison Johnson	OF/LHP	So.
19	Alex Lee	OF	So.
40	Alex Martin	LHP	*Jr.
8	Clinton McKinney	RHP	Jr.
9	D.J. Mitchell	RHP/OF	Jr.
17	John Nester	C	Fr.
25	Kyle Parker	C/INF	Fr.
10	Ben Paulsen	1B	So.
13	Trent Rothlin	RHP	Fr.
21	Matt Sanders	INF	Jr.
23	Justin Sarratt	RHP	So.
3	Jeff Schaus	OF	Fr.
27	Brock Schnabel	RHP	Sr.
15	Graham Stoneburner	RHP/INF	*Fr.
42	Josh Thrailkill	RHP	So.
22	Matt Vaughn	RHP	Jr.
37	Adam Ward	C	*Jr.
6	Stan Widmann	SS	*Jr.
20	Matt Zoltak	LHP	So.

Pronunciations

- 2 Toby **Bicknell** BIHK-nuhl
 11 Tom **Riginos** rh-JEEN-uhs
 23 Justin **Sarratt** suh-RAT
 3 Jeff **Schaus** SHAWS
 6 Stan **Widmann** WIHD-mihn
 20 Matt **Zoltak** ZOHL-tak



Position Roster



Catchers

#	Player	Pos.	B-T	Hgt	Wgt	Cl.	Exp.	Hometown	Previous School
30	Doug Hogan	C	R-R	6-3	215	*Sr.	3VL	Columbia, SC	Irmo HS
17	John Nester	C	R-R	6-0	195	Fr.	HS	Greer, SC	Riverside HS
25	Kyle Parker	C/INF	R-R	6-0	190	Fr.	HS	Jacksonville, FL	Bartram Trail HS
37	Adam Ward	C	R-R	5-9	160	*Jr.	1VL	Hanahan, SC	Hanahan HS

Infielders

#	Player	Pos.	B-T	Hgt	Wgt	Cl.	Exp.	Hometown	Previous School
1	J.D. Burgess	INF	R-R	5-11	175	So.	1VL	Pickens, SC	Pickens HS
5	Mike Freeman	INF	L-R	5-11	185	So.	TR	Orlando, FL	University of Georgia
4	John Hinson	INF	L-R	6-0	180	Fr.	HS	Asheville, NC	A.C. Reynolds HS
10	Ben Paulsen	1B	L-R	6-3	205	So.	1VL	Acworth, GA	Kell HS
21	Matt Sanders	INF	R-R	6-1	170	Jr.	JC	New Bern, NC	Young Harris (GA) College
6	Stan Widmann	SS	R-R	6-0	190	*Jr.	3VL	Hurst, TX	L.D. Bell HS

Outfielders

#	Player	Pos.	B-T	Hgt	Wgt	Cl.	Exp.	Hometown	Previous School
12	Wilson Boyd	OF	L-L	5-8	175	*So.	1VL	Hickory, NC	Hickory HS
26	Chris Epps	OF	L-R	6-0	180	Fr.	HS	Stone Mountain, GA	Dunwoody HS
18	Addison Johnson	OF/LHP	L-L	5-7	170	So.	1VL	Pfafftown, NC	North Forsyth Senior HS
19	Alex Lee	OF	L-L	6-1	180	So.	1VL	Blythewood, SC	Blythewood HS
3	Jeff Schaus	OF	L-R	6-1	190	Fr.	HS	Naples, FL	Barron Collier HS

Pitchers

#	Player	Pos.	B-T	Hgt	Wgt	Cl.	Exp.	Hometown	Previous School
33	William Bond	LHP	R-L	5-10	180	*Jr.	1VL	Lawrenceville, GA	Greater Atlanta Christian School
43	Kyle Deese	RHP	R-R	6-1	195	Fr.	HS	Inman, SC	Chapman HS
32	Trey Delk	RHP	R-R	5-10	180	*Jr.	JC	Elgin, SC	Spartanburg Methodist College
35	Craig Gullickson	LHP	L-L	5-11	210	Fr.	HS	Palm Beach Gardens, FL	Cardinal Newman HS
36	Casey Harman	LHP	L-L	6-2	185	Fr.	HS	South Burlington, VT	South Burlington HS
45	Ryan Hinson	LHP	L-L	6-2	215	Jr.	2VL	Rock Hill, SC	Northwestern HS
40	Alex Martin	LHP	L-L	6-2	200	*Jr.	2VL	Charlotte, NC	Providence Senior HS
8	Clinton McKinney	RHP	R-R	6-1	190	Jr.	TR	Greenville, SC	UNC Greensboro
9	D.J. Mitchell	RHP/OF	R-R	6-0	170	Jr.	2VL	Rural Hall, NC	North Forsyth Senior HS
13	Trent Rothlin	RHP	R-R	6-1	185	Fr.	HS	Hickory, NC	Fred T. Foard HS
23	Justin Sarratt	RHP	R-R	5-9	170	So.	1VL	Gaffney, SC	Gaffney Senior HS
27	Brock Schnabel	RHP	R-R	6-4	225	Sr.	1VL	Winter Haven, FL	Polk CC
15	Graham Stoneburner	RHP/INF	R-R	6-0	185	*Fr.	RS	Richmond, VA	Mills E. Godwin HS
42	Josh Thraikill	RHP	R-R	6-3	190	So.	1VL	Arden, NC	T.C. Roberson HS
22	Matt Vaughn	RHP	R-R	6-3	215	Jr.	2VL	Summerville, SC	Summerville HS
20	Matt Zoltak	LHP	L-L	5-11	200	So.	1VL	Philadelphia, PA	Plymouth Whitemarsh Senior HS

* - has spent one season as a red-shirt player

Players By State

South Carolina (11)

1	J.D. Burgess	Pickens
43	Kyle Deese	Inman
32	Trey Delk	Elgin
45	Ryan Hinson	Rock Hill
30	Doug Hogan	Columbia
19	Alex Lee	Blythewood
8	Clinton McKinney	Greenville
17	John Nester	Greer
23	Justin Sarratt	Gaffney
22	Matt Vaughn	Summerville
37	Adam Ward	Hanahan

North Carolina (8)

12	Wilson Boyd	Hickory
4	John Hinson	Asheville
18	Addison Johnson	Pfafftown
40	Alex Martin	Charlotte
9	D.J. Mitchell	Rural Hall
13	Trent Rothlin	Hickory
21	Matt Sanders	New Bern
42	Josh Thraikill	Arden

Florida (5)

5	Mike Freeman	Orlando
35	Craig Gullickson	Palm Beach Gardens
25	Kyle Parker	Jacksonville
3	Jeff Schaus	Naples
27	Brock Schnabel	Winter Haven

Georgia (3)

33	William Bond	Lawrenceville
26	Chris Epps	Stone Mountain
10	Ben Paulsen	Acworth

Pennsylvania (1)

20	Matt Zoltak	Philadelphia
----	-------------	--------------

Texas (1)

6	Stan Widmann	Hurst
---	--------------	-------

Vermont (1)

36	Casey Harman	South Burlington
----	--------------	------------------

Virginia (1)

15	Graham Stoneburner	Richmond
----	--------------------	----------

Staff

Head Coach:	7 Jack Leggett (15th season • Maine '76)
Associate Head Coach:	11 Tom Riginos (6th season • Stetson '90)
Assistant Coach:	16 Kyle Bunn (1st season • The Citadel '99)
Volunteer Assistant Coach:	2 Toby Bicknell (2nd season • Wingate '02)
Director of Baseball Operations:	Brad Owens (1st season • Anderson '06)
Student Equipment Managers:	Brian Ford (Sr. • Bel Air, MD)
	Mark Smith (So. • Ruby, SC)
	Nate Johnson (Fr. • Essex Junction, VT)
Graduate Athletic Trainer:	Yasuaki Okawa (1st season • Louisiana-Lafayette '07)
Strength & Conditioning Assistant:	David Helms (5th season • South Carolina '86)
Field Manager:	Mike Echols (7th season • Clemson '85)
Sports Information Contact:	Brian Hennessy (10th season • Clemson '98)



General Information

Institution: Clemson University
Nickname: Tigers
Location: Clemson, SC 29633
Colors: Burnt Orange (PMS 165), Northwest Purple (PMS 268)
Founded: 1889
Enrollment: 17,309
President: **James F. Barker** (Clemson '70)
Athletic Director: **Dr. Terry Don Phillips** (Arkansas '70)
 Office Phone - (864) 656-1935
 Email - pterry@clemson.edu
Conference: Atlantic Coast
Stadium: Doug Kingsmore Stadium (Natural Grass) (6,217)
Field Dimensions: LL - 320, LC - 370, C - 400, RC - 375, RL - 330
Press Box Phone Number: (864) 656-7731
Ticket Office Phone Number: (864) 656-2118 or 1-800-CLEMSON

Baseball Staff

Head Coach: **Jack Leggett** (Maine '76)
Record at Clemson: 649-282 (14 seasons)
Overall Record: 1026-572 (28 seasons)
 Office Phone - (864) 656-1947
Best Time to Contact Leggett: 9:00 AM - 11:00 AM weekdays
Associate Head Coach: **Tom Riginos** (Stetson '90)
 Office Phone - (864) 656-1950
Assistant Coach: **Kyle Bunn** (The Citadel '99)
 Office Phone - (864) 656-1948
Volunteer Assistant Coach: **Toby Bicknell** (Wingate '02)
 Office Phone - (864) 656-1689
Director of Baseball Operations: **Brad Owens** (Anderson '06)
 Office Phone - (864) 656-1691
Administrative Assistant: **Roberta Balliet**
 Office Phone - (864) 656-1940
 Email - rballie@clemson.edu
Student Equipment Managers: **Brian Ford** (Sr. • Bel Air, MD)
 **Mark Smith** (So. • Ruby, SC)
 **Nate Johnson** (Fr. • Essex Junction, VT)
Graduate Athletic Trainer: **Yasuaki Okawa** (Louisiana-Lafayette '07)
Assistant Strength Coach: **David Helms** (South Carolina '86)
Supervisor of Athletic Facilities: **Matt Money** (Clemson '01)
Supervisor of Athletic Grounds: **Mike Echols** (Clemson '85)

SID Information

Office Phone: (864) 656-2114
Fax Number: (864) 656-0299
Mailing Address: P.O. Box 31; Clemson, SC 29633
Overnight Address: Jervey Athletic Center; 100 Perimeter Road; Clemson, SC 29633
Website: ClemsonTigers.com
Assistant AD/Sports Information Director: **Tim Bourret** (Notre Dame '77)
 Office Phone - (864) 656-1926
 Home Phone - (864) 888-3490
 Cell Phone - (864) 356-3791
 Email - tbimoth@clemson.edu
Senior Associate SID: **Sam Blackman** (Clemson '85)
 Office Phone - (864) 656-1924
 Home Phone - (864) 639-4400
 Email - blackmj@clemson.edu
Associate SID/Baseball Contact: **Brian Hennessy** (Clemson '98)
 Office Phone - (864) 656-1921
 Cell Phone - (864) 986-9046
 Email - bhennes@clemson.edu
Assistant SID: **Christine Long** (Clemson '05)
 Office Phone - (864) 656-1920
 Email - longc@clemson.edu
Assistant SID: **Philip Sikes** (Clemson '02)
 Office Phone - (864) 656-1985
 Cell Phone - (864) 525-4889
 Email - philips@clemson.edu
Assistant SID/Website Coordinator: **Libby Kehn** (Clemson '02)
 Office Phone - (864) 656-4218
 Email - elizabk@clemson.edu
SID Graduate Assistants: **Kelly Croughwell** (Clemson '06)
 **Jeff Kallin** (Clemson '07)
 **Amanda Wolk** (Clemson '07)
SID Student Assistants: **Chandler Carver** (So. • Greenville, SC),
 **Ashley Earle** (Jr. • Easley, SC), **Brittney Earle** (So. • Easley, SC),
 **Chelsea Earle** (Fr. • Easley, SC), **Katrina Eddie** (So. • Sumter, SC),
 **Vickie Long** (So. • Bellbrook, OH), **William Qualkinbush** (Fr. • Central, SC),
 **Adam Smith** (Sr. • Greer, SC), **Kristin Watkins** (Jr. • Pendleton, SC)
Official Scorer: **Sack Bagley** (Southern Wesleyan '72)



2008 Team Information

Lettermen Returning: 17
Lettermen Lost: 14
2007 Starting Position Players Returning (5): .. **Wilson Boyd** (RF), **J.D. Burgess** (2B),
 **Doug Hogan** (C), **Addison Johnson** (LF), **Ben Paulsen** (DH)
2007 Starting Position Players Lost (4): **Brad Chalk** (CF), **Andy D'Alessio** (1B),
 **Taylor Harbin** (SS), **Marquez Smith** (3B)
2007 Starting Pitchers Returning (2): **Ryan Hinson** (L), **D.J. Mitchell** (R)
2007 Starting Pitchers Lost (3): ... **David Kopp** (R), **Daniel Moskos** (L), **P.J. Zocchi** (R)
All-Americans Returning (0)
All-Americans Lost (2): **Andy D'Alessio** (1B), **Taylor Harbin** (2B)
All-ACC Players Returning (0)
All-ACC Players Lost (5): **Brad Chalk** (OF), **Andy D'Alessio** (1B),
 **Taylor Harbin** (2B/SS), **Daniel Moskos** (SP), **Marquez Smith** (3B)

Returning Leaders

Batting Average: **Doug Hogan** (.350)
Games: **Doug Hogan** (63)
Runs Scored: **Doug Hogan** (44)
Hits: **Doug Hogan** (82)
Doubles: **Doug Hogan** (15)
Home Runs: **Doug Hogan** (13)
RBI's: **Doug Hogan** (46)
Stolen Bases: **Doug Hogan** (9)
ERA: **Ryan Hinson** (2.74)
Wins: **Ryan Hinson** (6)
Appearances: **Ryan Hinson** (19)
Saves: **Matt Vaughn** (1)
Innings Pitched: **Ryan Hinson** (82.0)
Strikeouts: **Ryan Hinson** (60)

2007 Review

Record: 41-23 Overall, 25-11 Home, 12-11 Away, 4-1 Neutral
 Myrtle Beach (SC) Regional Champion
 Starkville (MS) Super Regional Participant
ACC Regular-Season Record (finish): 18-12 (2nd in Atlantic)
ACC Tournament Record (finish): 2-1 (T-3rd)
NCAA Tournament Record: 3-0 in Myrtle Beach (SC) Regional,
 0-2 in Starkville (MS) Super Regional
Final Clemson Rankings: 15 by **Baseball America**,
 #12 by **Collegiate Baseball**,
 #13 by **Sports Weekly**
Highest Rankings: #1 by **Baseball America** (February 12),
 #1 by **Collegiate Baseball** (February 12),
 #2 by **Sports Weekly** (Preseason)
Record vs. Top-25 Ranked Teams: 11-9

2007 Top-25 NCAA Stat Rankings

Team	Category	Stat	Rank
Clemson	Strikeouts/9 Innings Pitched	8.3	12
Clemson	Earned Run Average	3.73	25
Individual	Category	Stat	Rank
Andy D'Alessio	Home Runs	17	T-23

Overview

Clemson baseball has a storied tradition of excellence, and the 2008 squad hopes to build on that tradition with another trip deep into the NCAA Tournament. For the Tigers to realize their goals, they must do so with many new players, as several key contributors from the 2007 team departed.

"Our goals are always the same...to win the ACC Championship and put ourselves in a position to host a regional, super regional, and advance to Omaha to compete for the National Championship," said Head Coach **Jack Leggett**, whose 649 wins in 14 seasons are fourth-most in the nation during his tenure. "That means we have to be consistent with everything we do during the season, including winning in the ACC and winning midweek games."

Clemson is ranked in the top 25 of all three major preseason polls, marking its 20th straight season that the Tigers are ranked in at least one preseason poll. The highest is a #13 ranking by **Collegiate Baseball**.

Gone are the likes of Andy D'Alessio, Taylor Harbin, Brad Chalk, Marquez Smith, Daniel Moskos (#4 overall pick), David Kopp, Alan Farina, Stephen Clyne, and P.J. Zocchi, nine of the Tiger-record 11 players selected in the 2007 Major League draft.

"This year is going to be a very interesting one," said Leggett. "We have an experienced catcher back, but we have to develop depth in our infield, where we lost some good players. We also have to develop some infielders to be more consistent and try to give them as much experience as we can."

Clemson will sport almost an entirely-new lineup from last season when it takes the field against Mercer on February 22. Only one of the nine Tigers who started in the 2007 Starkville Super Regional are slated to start at the same position on opening day. Along with the changes in the infield, Leggett will shakeup the outfield.

In order for the Tigers to up their total of 21 consecutive NCAA Tournament appearances (third-longest streak in NCAA history), the pitching staff must also replace some outstanding arms.

Nine-year Pitching Coach and Recruiting Coordinator Kevin O'Sullivan departed to become head coach at Florida, therefore Leggett turned to

Kyle Bunn, formerly of Mississippi, to take over as Clemson's pitching coach. Also moving over to the role of recruiting coordinator is Associate Head Coach **Tom Riginos**. Riginos, Bunn, and Volunteer Assistant Coach **Toby Bicknell** were big reasons the Tigers' incoming recruiting class was ranked #15 in the nation by **Baseball America**.

The 2008 schedule will be one of the nation's toughest. The Tigers' ACC slate will include 30 regular-season games, as Clemson will not face Virginia in 2008. The Tigers will play non-conference games against South Carolina (4), Central Florida (3), and Georgia (2) as well as Presbyterian and Furman at Greenville's West End Field in April.

The ACC Tourney will return to The Baseball Grounds of Jacksonville (FL) for the fourth year in a row in 2008. It is the site of Clemson's last ACC Tournament title in 2006.

"The schedule again is a very tough one," added Leggett. "In conference, we have some very tough teams that are going to have some excellent years. So each weekend in the ACC is going to be a very tough challenge."

"Our out-of-conference schedule is one that is very strong. We have four games with South Carolina and two with Georgia along with many other difficult games. So we have to be at our highest concentration levels during the week and on the weekends, from the beginning to the end of the season. It's going to test our pitching depth, so we're going to have to do a really good job deciding which roles our pitchers will be most effective in."

Leggett, who owns 184 victories over top-25 ranked teams in 14 seasons at Clemson, will add to his 1,026 career victories in 2008. He reached the 1,000 mark in the Tigers' 5-0 victory at Maryland on March 25, 2007, becoming just the 29th coach in Division I history to reach 1,000 wins. He also was the second-youngest to reach that plateau at the age of 53.

Only three schools (Florida State, Wichita State, Rice) have won more games since Leggett became Clemson's head coach in 1994. He has averaged over 46 victories per season in Tigertown from 1994-07 and has guided the Tigers to five appearances in the College World Series.



Pitching Coach Kyle Bunn, in his first season at Clemson, coached 16 pitchers who were drafted in the last six seasons at Mississippi.

Catchers

The catchers will be led by the team's best power threat in **Doug Hogan** (Columbia, SC), who hit .350 with 13 home runs and 46 RBIs in 2007. The Columbia, SC native ended last season on a 15-game hitting streak and will carry that into the 2008 season. The fifth-year senior decided to return for his final season after being selected in the 16th round of the 2007 draft by the Cleveland Indians.

Hogan was Clemson's top hitter in the 2007 NCAA Tournament, as he set a school record by hitting .600 (12-for-20) in five NCAA Tourney games. The preseason third-team All-American according to **Collegiate Baseball** is one of only two seniors on the 2008 squad and is one of three team captains.

Junior **Adam Ward** (Hanahan, SC) is the only other returning letterwinner at catcher. The walk-on saw action in only three games off the bench in 2007. He walked in his only plate appearance as well.

Freshman **John Nester** (Greer, SC) will vie for the backup role behind the plate. The two-time all-state selection at Riverside High School was the #2 high school prospect in South Carolina according to **Perfect Game**.

The Tigers also welcomed a newcomer to the roster in January. **Kyle Parker** (Jacksonville, FL) should be playing for the Bartram Trail High baseball team this spring, but he graduated a semester early in order to enroll at Clemson. The versatile catcher actually signed to play football at Clemson as one of the top quarterback prospects in the country.



The 2008 Tigers are ranked in the preseason top-25 polls for the 20th season in a row.

Catchers

#	Player	B-T	Cl.	BA	HR	RBI
30	Doug Hogan	R-R	*Sr.	.350	13	46
17	John Nester	R-R	Fr.	----	--	--
25	Kyle Parker	R-R	Fr.	----	--	--
37	Adam Ward	R-R	*Jr.	----	0	0

* - has spent one season as a red-shirt player; Note: Stats are from the 2007 season.





After missing most of the 2007 season with a serious neck injury, shortstop Stan Widmann returns healthy for the 2008 campaign.

Infielders

The Tigers must replace the two corner-infield spots with the loss of D'Alessio (1B) and Smith (3B). Sophomore **Ben Paulsen** (Acworth, GA) is penciled in as the starter at first base after showing his power potential last year and during the fall. The son of Riginos batted .258 with five homers and 20 RBIs in 58 games (46 starts) in 2007 as Clemson's primary designated hitter.

J.D. Burgess (Pickens, SC), a sophomore, started 44 games at second base in 2007 and hit .340 in the last 14 contests. He was also steady in the field, committing just seven errors in 224 chances, good for a .969 fielding percentage.

Burgess will compete for the starting job at second base with sophomore **Mike Freeman** (Orlando, FL), who hit .237 in 48 games (40 starts) as a second-baseman at Georgia in 2007. In 2006, he was selected in the 41st round of the Major League draft by the San Diego Padres.

Junior **Stan Widmann** (Hurst, TX) returns as the leader in the infield at shortstop. One of three team captains in 2008, Widmann missed all but six games in 2007 after suffering a serious neck injury. The .303 career hitter in 130 starts should be fully recovered by opening day.

Infielders

#	Player	B-T	Cl.	BA	HR	RBI
1	J.D. Burgess	R-R	So.	.236	1	16
5	Mike Freeman [^]	L-R	So.	.237	0	8
4	John Hinson	L-R	Fr.	-----	--	--
25	Kyle Parker	R-R	Fr.	-----	--	--
10	Ben Paulsen	L-R	So.	.258	5	20
21	Matt Sanders	R-R	Jr.	-----	--	--
15	Graham Stoneburner	R-R	*Fr.	-----	--	--
6	Stan Widmann	R-R	*Jr.	.409	1	6

* - has spent one season as a red-shirt player; ^ - stats at Georgia; Note: Stats are from the 2007 season.

Along with his consistent glove and bat, Widmann also brings speed to the basepaths for the Tigers. As a freshman, he was thrown out on his first career attempted steal. But since, he has successfully stolen 25 bases in a row.

The starting role at third base is up for grabs, as a newcomer will fill the void left by Smith. Freshman **John Hinson** (Asheville, NC) is a lefthanded batter who was a 40th-round draft pick by the Philadelphia Phillies last summer and has the ability to step in as the starter at third base.

Junior **Matt Sanders** (New Bern, NC) is a first-year transfer from Young Harris (GA) College who can play either one of the corner infield positions. Parker has ability to play in the infield as well.

Outfielders

Although only five players deep, the outfield has talented players. Sophomore **Wilson Boyd** (Hickory, NC) hit .285, including .317 in his last 41 games, in a team-high 39 starts in right field in 2007, but he is slated to move over to left field in 2008. As a freshman, Boyd received the Bob Bradley Award as Clemson's MVP of the four-game series with South Carolina.

Sophomore **Addison Johnson** (Pfaftown, NC), who started 52 games in left field as a freshman in 2007, will move over to centerfield in 2008. The 5'7" speedster hit .286 and was one of the team's most clutch hitters in the postseason, as he was 8-for-17 (.471) in five NCAA Tournament games.

Sophomore **Alex Lee** (Blythewood, SC) has the versatility to play any of the outfield positions. He played 37 games and started nine as a freshman in 2007, as he batted .288 with a .413 on-base percentage. His 28 games off the bench were a team-high as well.

Freshmen **Chris Epps** (Stone Mountain, GA) and **Jeff Schaus** (Naples, FL) will compete for the starting spot in right field. Epps was a 28th-round draft pick by the Chicago White Sox and #7 high school prospect in Georgia by **Perfect Game** after a standout career at Dunwoody High School.

Schaus attended the same high school (Barron Collier High) as former Tiger Andy D'Alessio, who tied the Clemson career record with 59 homers. Schaus was a 35th-round draft pick by the Texas Rangers before impressing the Tiger coaching staff with his ability to make consistent contact in the fall.

Pitchers

Bunn will turn to juniors **D.J. Mitchell** (Rural Hall, NC) and **Ryan Hinson** (Rock Hill, SC) to lead the pitching staff. Mitchell, a righthander, made his

Outfielders

#	Player	B-T	Cl.	BA	HR	RBI
12	Wilson Boyd	L-L	*So.	.285	2	30
26	Chris Epps	L-R	Fr.	-----	--	--
18	Addison Johnson	L-L	So.	.286	1	23
19	Alex Lee	L-L	So.	.288	0	6
9	D.J. Mitchell	R-R	Jr.	.208	2	12
3	Jeff Schaus	L-R	Fr.	-----	--	--

* - has spent one season as a red-shirt player; Note: Stats are from the 2007 season.

debut on the mound a year ago and had a 5-0 record with a 3.27 ERA in 15 appearances (seven starts). The Tigers had a 7-0 record in his seven starts on the mound, including a victory in the Myrtle Beach Regional Championship game. His hard fastball with movement will make him tough to hit. Mitchell also has the speed to pinch-run and play in the outfield, as he has 53 hits and 16 stolen bases in 93 career games in the field for the Tigers.

Hinson, a lefthander, had a 6-2 record and 2.74 ERA (fifth-best in the ACC) in 82.0 innings pitched during the 2007 season. In his career, the 2008 Brooks Wallace Award Watch List member has allowed more than two earned runs in just two of his 38 career appearances and one of his 15 starts.

"Two of our guys are established as weekend starters...D.J. Mitchell and Ryan Hinson," stated Leggett. "We worked this fall to see who's going to be best suited to be our third and fourth starters. Then we have several other pitches that could work in the roles of middle relief as well as at the end of games. We have to establish a pitcher that can end the game as well."

Red-shirt freshman **Graham Stoneburner** (Richmond, VA) has the repertoire to join Mitchell and Hinson in the weekend rotation in 2008, as evidenced by his status as the #38 freshman prospect in the nation by **Baseball America** during the 2007 preseason. However, the righthander suffered a knee injury prior to the season that forced him to miss the entire year. Stoneburner can also play in the middle infield for the Tigers.

Junior righthander **Matt Vaughn** (Summerville, SC), who sported a 2.75 ERA and allowed just one homer in 2007, will vie for a weekend spot, but he might also work into the closer role. The team co-captain and former quarterback standout under the legendary John McKissick, shows his competitive demeanor every time he takes the mound.

Sophomore lefty **Matt Zoltak** (Philadelphia, PA) struggled in 2007, but he showed flashes of a promising future in many of his relief appearances.



Sophomore outfielder Addison Johnson will provide a spark on the basepaths in 2008.

2008 Outlook



Pitchers

#	Player	T	Cl.	ERA	W-L/S	IP
33	William Bond	L	*Jr.	2.25	0-0/0	4.0
43	Kyle Deese	R	Fr.	-----	-----	-----
32	Trey Delk	R	*Jr.	-----	-----	-----
35	Craig Gullickson	L	Fr.	-----	-----	-----
36	Casey Harman	L	Fr.	-----	-----	-----
45	Ryan Hinson	L	Jr.	2.74	6-2/0	82.0
18	Addison Johnson	L	So.	-----	-----	-----
40	Alex Martin	L	*Jr.	6.00	0-0/0	6.0
8	Clinton McKinney [^]	R	Jr.	3.37	2-1/1	34.2
9	D.J. Mitchell	R	Jr.	3.27	5-0/0	52.1
13	Trent Rothlin	R	Fr.	-----	-----	-----
23	Justin Sarratt	R	So.	4.85	0-1/0	13.0
27	Brock Schnabel	R	Sr.	15.43	1-1/0	4.2
15	Graham Stoneburner	R	*Fr.	-----	-----	-----
42	Josh Thraikill	R	So.	9.00	0-0/0	5.0
22	Matt Vaughn	R	Jr.	2.75	4-0/1	39.1
20	Matt Zoltak	L	So.	5.66	1-3/0	20.2

* - has spent one season as a red-shirt player; ^ - stats at North Carolina-Greensboro; Note: Stats are from the 2007 season.

According to Leggett, he has the ability to grow into a starting role in the future.

Sophomore righties **Justin Sarratt** (Gaffney, SC) and **Josh Thraikill** (Arden, NC) both have spent a full season in the program and have the ability to serve many different roles. Sarratt, who had a 4.85 ERA in 13.0 innings pitched, was a middle reliever in 2007 who allowed just one of eight inherited runners to score.

Thraikill was hampered by injuries after appearing in just three games in 2007. He has one of the best arms on the staff, however his status for the 2008 season is up in the air due to injury.

Juniors **William Bond** (Lawrenceville, GA) and **Alex Martin** (Charlotte, NC) are valuable lefthanders who have been used to get lefthanded batters out.

Bond, who has an outstanding breaking ball, had a 2.25 ERA in limited action in 2007.

Martin has been a dependable lefty out of the bullpen the past two seasons. In 24.1 innings pitched over 23 relief appearances, he has allowed just 24 hits, good for a .253 opponents' batting average.

Like Mitchell, Johnson did not appear on the mound as a freshman. But like Mitchell, the lefthander will have the opportunity to pitch during his sophomore season.

Senior righthander **Brock Schnabel** (Winter Haven, FL) is another veteran who will provide innings out of the bullpen in 2008. Schnabel, who at 6'4" is the tallest player on the team, only made five relief appearances in his first season at Clemson in 2007.

Six new hurlers were added to the staff in the offseason, including two lefthanders and four righthanders.

Submarine righthander **Clinton McKinney** (Greenville, SC) played the last two years at North Carolina-Greensboro, where he had a 3.97 ERA and two saves in 90.2 innings pitched in 2006 and 2007. The junior should be effective against righthanded batters with his unorthodox delivery.

Trey Delk (Elgin, SC) is a junior transfer from Spartanburg Methodist College who was the #3 junior college prospect in South Carolina according to **Perfect Game**. The righthander spent the 2005 season at South Carolina, but he did not appear in a game for the Gamecocks.

Freshman righthanders **Kyle Deese** (Inman, SC) and **Trent Rothlin** (Hickory, NC) will add depth to the Tiger bullpen in 2008. Deese was an all-state selection as a senior at Chapman High School.

Rothlin was the #5 high school prospect in North Carolina according to **Perfect Game** and was a 35th-round draft pick by the Seattle Mariners in 2007.



Junior lefthander Ryan Hinson has a 10-2 record and 3.04 ERA in two years at Clemson.

Freshmen **Craig Gullickson** (Palm Beach Gardens, FL) and **Casey Harman** (South Burlington, VT) are talented lefthanders who are expected to make an immediate impact during the 2008 season.

Gullickson, son of former Major Leaguer Bill Gullickson, was the #106 high school prospect in the nation by **Perfect Game** at Cardinal Newman High School.

Harman hails from the same hometown and attended the same high school as Leggett. The 6'2" freshman led South Burlington High School to two state titles and was named Gatorade Player-of-the-Year in Vermont as a senior.

2008 Preseason Polls

Baseball America

Rk	School	2007 W-L	*Rk
1.	UCLA	33-28	22
2.	Arizona	42-17	---
3.	Vanderbilt	54-13	6
4.	Mississippi	40-25	17
5.	North Carolina	57-16	2
6.	Missouri	42-18	24
7.	Oregon State	49-18	1
8.	Michigan	42-19	19
9.	Arizona State	49-15	5
10.	Miami (FL)	37-24	---
11.	San Diego	43-18	18
12.	South Carolina	46-20	10
13.	Long Beach State	39-20	---
14.	Rice	56-14	3
15.	Baylor	35-27	---
16.	Texas	46-17	11
17.	Virginia	45-16	16
18.	Fresno State	38-29	---
19.	Louisiana-Lafayette	45-17	---
20.	Wichita State	53-22	13
21.	Texas A&M	48-19	12
22.	Tulane	34-26	---
23.	Clemson	41-23	15
24.	East Carolina	40-23	---
25.	Old Dominion	35-24	---

* - final ranking of 2007

Collegiate Baseball

Rk	School	2007 W-L	Pts	*Rk
1.	Arizona	42-17	496	22
2.	South Carolina	46-20	493	11
3.	Arizona State	49-15	491	5
4.	Mississippi	40-25	487	19
5.	North Carolina	57-16	486	2
6.	Rice	56-14	483	3
7.	San Diego	43-18	481	16
8.	Texas	46-17	478	17
9.	Wichita State	53-22	476	13
10.	Michigan	42-19	473	20
11.	Vanderbilt	54-13	471	9
12.	Florida State	49-13	468	10
13.	Clemson	41-23	466	12
14.	Miami (FL)	37-24	464	---
15.	Missouri	42-18	461	---
16.	Cal State Fullerton	38-25	459	7
17.	Long Beach State	39-20	455	---
18.	UCLA	33-28	452	23
19.	Oregon State	49-18	451	1
20.	Kentucky	34-19-1	447	---
21.	Fresno State	38-29	446	---
22.	Texas A&M	48-19	443	14
23.	Louisville	47-24	440	6
24.	Virginia	45-16	437	15
25.	Georgia Tech	32-25	434	---

* - final ranking of 2007

Sports Weekly

Rk	School	2007 W-L	Pts	*Rk
1.	Arizona State (12)	49-15	712	5
2.	North Carolina (2)	57-16	674	2
3.	South Carolina	46-20	650	10
4.	Rice (1)	56-14	628	3
5.	Arizona (10)	42-17	614	25
6.	Vanderbilt	54-13	549	9
7.	Texas	46-17	537	14
8.	Mississippi (1)	40-25	531	16
9.	San Diego (1)	43-18	460	20
10.	Wichita State	53-22	441	11
11.	Oregon State (4)	49-18	435	1
12.	Florida State	49-13	398	15
13.	Missouri	42-18	342	24
14.	Miami (FL)	37-24	335	---
15.	Cal State Fullerton	38-25	314	7
16.	Clemson	41-23	311	13
17.	UCLA	33-28	279	22
18.	Michigan	42-19	274	18
19.	Long Beach State	39-20	241	---
20.	Virginia	45-16	229	17
21.	Texas A&M	48-19	172	12
22.	California-Irvine	47-17-1	141	4
23.	Mississippi State	38-22	135	8
24.	Baylor	35-27	97	---
25.	Louisville	47-24	85	6

* - final ranking of 2007



25-Winningest Division I Programs

Clemson has more all-time wins than any other ACC school and is ninth in the history of college baseball with 2,404 according to the 2008 NCAA Baseball Recordbook. Clemson enters its 111th season with a 2404-1322-29 record for a 64.4 winning percentage.

Florida State is second to Clemson in all-time wins among ACC teams and is 10th among all teams with 2,379 wins. North Carolina is 12th with 2,339 wins and Miami (FL) is 25th with 2,147 victories.

You can stump some people with the answer to the question, "Who is the all-time leader?" The answer is the team Clemson defeated in the longest NCAA Tournament game in history, a 3-2 victory over Fordham that took 19 innings to complete in the 1988 NCAA Northeast Regional at New Britain, CT. The Rams, who have been playing college baseball for 147 years, have an all-time record of 3971-1962-49.

Winningest Division I Baseball Programs

Rk	School	Seasons	Win	Loss	Tie
1.	Fordham	147	3971	1962	49
2.	Texas	111	3058	1063	30
3.	Southern California	113	2589	1363	28
4.	Michigan	134	2553	1430	36
5.	Stanford	114	2518	1578	33
6.	Arizona State	96	2485	1216	7
7.	Arizona	99	2416	1272	23
8.	Washington State	112	2411	1460	6
9.	Clemson	110	2404	1322	29
10.	Florida State	60	2379	878	11
11.	Harvard	139	2347	1479	34
12.	North Carolina	118	2339	1445	37
13.	Minnesota	119	2289	1355	25
14.	California	116	2275	1693	19
15.	Mississippi State	118	2260	1274	27
16.	Illinois	128	2257	1443	38
17.	Alabama	114	2254	1327	23
18.	Texas A&M	105	2229	1271	41
19.	Ohio State	124	2226	1427	40
20.	Fresno State	79	2221	1268	8
21.	Oklahoma State	96	2212	1091	4
22.	Yale	143	2182	1907	38
23.	Notre Dame	115	2179	1287	19
24.	Oklahoma	102	2157	1256	10
25.	Miami (FL)	63	2147	857	18



Khalil Greene (left) and D.J. Trahan (right) were both named national player-of-the-year in their respective sports in 2002. Both are currently having successful pro careers.

Adkins, Rusty

Former Clemson great and infielder Rusty Adkins had his jersey retired and was inducted into the Clemson Baseball Ring of Honor during ceremonies prior to the Florida State game on April 24, 1998. Adkins is the only three-time All-American in Clemson baseball history, as he wore #3 for the Tigers from 1965-67.

Adkins hit safely in 41 consecutive games over two seasons, still tied for the fifth-longest streak in NCAA history and longest in Tiger history. He had to go to his last at-bat to get a hit just three times. In 23 of the games, he had at least two hits. He was 74-for-169 (.438) during the streak that lasted from April 10, 1965 to May 17, 1966.

The versatile player of the wooden-bat era hit .444 as a sophomore, a record that lasted until 2002, when National Player-of-the-Year Khalil Greene hit .470. Adkins hit .379 in his career, an ACC record for the wooden-bat era. He earned his degree from Clemson in industrial management in 1967 and later earned a master's degree from the Clemson-Furman MBA program in 1972. He is also a member of the state of South Carolina Athletic Hall of Fame.

In 2002, he was named to the ACC's 50-Year Anniversary team, the second-oldest Clemson athlete in any sport selected. Citing his age is a compliment to Adkins, as it shows how his accomplishments have stood the test of time.

All-Time NCAA Division I Hitting Streaks

Rk	Player	School	Year(s)	HS
1.	Robin Ventura	Oklahoma State	1987	58
2.	Phil Stephenson	Wichita State	1981	47
3.	Roger Schmuck	Arizona State	1971	45
4.	Chuck Abbott	Austin Peay	1996	42
5.	Rusty Adkins	Clemson	1965,66	41
	Todd Nace	Southern Mississippi	1989,90	41
	Michael Compo	Penn State	2000	41
8.	Brandon Caraway	Houston	1998,99	40
	Shane Robinson	Florida State	2004,05	40

Athletes-of-the-Year, 2002 IPTAY

During the spring of 2002, Clemson boasted the national player-of-the-year in baseball and golf. Khalil Greene led the Tigers to the College World Series and a final-four finish by hitting .470 at the plate, the highest batting average in Tiger history (minimum of 100 at-bats). He was named national player-of-the-year by every service.

On the links that same spring, D.J. Trahan led Clemson to the national title, the first and still only national golf title in Tiger history. That season, Trahan had an incredible 70.3 stroke average, still the best in school history for a season. At the end of the season, he won the Ben Hogan Award as the national player-of-the-year in college golf.

Six years later, both have burgeoning professional careers. In 2007, Greene totaled 27 home runs, 97 RBIs, and 44 doubles, and he was named MVP of the San Diego Padres. Twenty-nine of his doubles were on the road, second-best in the Major Leagues. His 27 homers were the most ever by any former Tiger in the Majors and the most ever by a Padre shortstop. As one can see by the chart below, Greene established six records for former Tigers in the Major Leagues during the 2007 season.

Trahan won over \$1 million on the PGA Tour for the second straight year in 2007 and started his 2008 campaign with a victory at the Bob Hope Chrysler Classic in Palm Springs, CA. It was his second PGA Tour win, as he is tied with Charles Howell III for first among American-born PGA Tour players under the age of 30 in PGA Tour victories.

Single-Season Major League Bests By Former Tigers

Category	Player	Stat	Team	Year
Games	Tim Lincecum	157	Mets	1984
Batting Average	Bill Schroeder	.332	Brewers	1987
At-Bats	Khalil Greene	611	Padres	2007
Runs	Khalil Greene	89	Padres	2007
Hits	Khalil Greene	155	Padres	2007
Doubles	Khalil Greene	44	Padres	2007
Triples	Bill Spiers	6	Brewers	1991
Homers	Khalil Greene	27	Padres	2007
RBIs	Khalil Greene	97	Padres	2007
Walks	Tim Lincecum	76	Mets	1984
Steals	Bill Spiers	14	Brewers	1991

Attendance

Clemson has been outstanding at Doug Kingsmore Stadium in terms of its record. Since the facility opened in 1970, Clemson is 299-66 in ACC regular-season games, an 81.9 winning percentage, and 917-210 overall, an 81.4 winning percentage. That is 1,127 games played at Doug Kingsmore Stadium entering 2008.

During Jack Leggett's head-coaching career, the Tigers have accumulated a 414-92 (.818) overall record and 139-36 (.794) record against the ACC in the friendly confines the last 14 seasons.

That success can be attributed in part to the tremendous fan support from Tiger faithful. Clemson has finished each of the last 14 years in the top 20 in the nation in attendance. That includes top-10 finishes each of the last six seasons. Clemson was #6 in the nation in 2007 with a record average of 4,810 for its 34 home dates.

The Tiger single-game attendance record was set on Sunday, March 7, 2004 against #5 South Carolina. The attendance on that afternoon was 6,480.

To order season tickets, which includes a reserved seat with the season ticketholder's name on the seat and the right to reserve the seat if the Tigers play host to an NCAA Regional, call toll free at 1-800-CLEMSON.

Bagley, Sack

Sack Bagley has been a part of Clemson's baseball program since the early 1960s. He was an undergraduate student when he tried out for the team and then as a student manager under legendary Head Coach Bill Wilhelm.

When Wilhelm needed a freshman coach in 1966, he turned to Bagley, who had learned much about the game sitting in the dugout performing his managerial duties. In those days, Wilhelm was the only baseball coach and served as intramural program director. He had to wear many hats, but it also allowed Bagley to perform many duties, duties that would be done by a full-time assistant coach today.

Bagley coached the Clemson freshmen in 1966. Many of the players on his freshman team went on to play for the Tigers' 1967 ACC Championship team that posted a 29-9 record and #7 final national ranking. The highlight of that 1966 freshman season was a pair of victories over Georgia Tech, including a 7-0 victory to close the season.

Bagley, who was the head football coach at nearby Pendleton High School, now works every Tiger home game serving as the official scorer, a duty that was held by long-time friend and colleague Bob Bradley.

Baseball/Football Tigers

The Clemson baseball program has a strong history of dual-sport athletes. That tradition should be enhanced over the next few years, as freshman Kyle Parker joins both the baseball and football programs this year. A January, 2008 enrollee who played high school football in Jacksonville, FL at Bartram Trail High School in the fall, Parker will be a member of the Clemson baseball team this spring as a catcher, infielder, and designated hitter.

Parker was rated as the #34 football prospect in the nation by ESPN.com, including the third-best quarterback. He played on a traveling baseball team last summer as a catcher and would have been drafted this June had he not enrolled at Clemson.

Clemson has had 25 student-athletes over the years who have lettered in both sports. One of the more prominent was Dexter McCleon, a member of the Tiger football team from 1993-96 and Tiger baseball team in 1993 and 1994. He played in three bowl games and two NCAA Baseball Tournaments for the Tigers. He went on to a nine-year NFL career and won a Super Bowl Championship ring with the Saint Louis Rams as a starting cornerback.

Bob Paulling would have to be regarded as the top combination baseball/football player in Clemson history. In the 1983 calendar year, he was First-Team All-ACC in baseball and First-Team All-ACC in football. On the baseball diamond, he batted .407 in 1983 and finished with a .339 career batting average in 147 games. On the gridiron, he booted 18-20 field goals in 1983, helping Clemson to a #11 final ranking. In his football career, he made 34-41 field goals, as his 82.9 field-goal percentage is still the best in school history.

Bradley Award

For the eighth year in a row, the Tiger MVP of the Clemson-South Carolina series will receive the Bob Bradley Award. The award is given to the top player from Clemson in the four-game series between the two teams each year. South Carolina's top player is presented the Tom Price Award. The presentation is made after the final regular-season game between the two teams.

Both Bradley and Price had a tremendous positive influence on the baseball programs at Clemson and South Carolina as the school's sports information directors. Bradley passed away on October 30, 2000. He served as the Tigers' baseball SID for 45 years and still served as Clemson's official scorer for most of the 2000 season. He also was inducted in Clemson's prestigious Ring of Honor in 2005. Price passed away on February 1, 2008 at the age of 81 after 45 years of service to the Gamecock program.

The 2007 Bob Bradley Award winner was freshman outfielder Wilson Boyd. He was 5-for-14 (.357) with a triple and four RBIs in four starts.

Bush, George

Not the current president, but the former president played baseball against Clemson. During the 1947 NCAA Tournament, the Tigers traveled to Yale for an Elite Eight game with the Bulldogs and first-baseman George Bush. Bush went 1-for-4 that day in leading Yale to a 7-3 victory, allowing Yale to advance to the College World Series (then only four teams). It ended Clemson's Southern Conference Championship season at 24-5. Years later when he came to Clemson to speak, Sports Information Director Bob Bradley presented Bush with a laminated and framed copy of the scorebook from that game.

Coaching Consistency

One element that a Clemson baseball player can depend on when he comes to Tigertown is consistency in coaching and winning. Clemson has had just two head coaches since 1958. Bill Wilhelm guided the Tigers for 36 consecutive years (1958-93), and Jack Leggett, who had been the head coach at Western Carolina but an assistant under Wilhelm for the two years prior to his retirement, has been at Clemson as head coach for the past 14 years. That is 50 consecutive non-losing seasons for the Tiger program.

A look to the NCAA recordbook shows that Wilhelm is tied for 14th in overall victories in NCAA Division I history with 1,161. Gene Stephenson, who is still active as the head coach at Wichita State, has 1,605 wins in his 30 years, all with the Shockers.

Conference

Clemson is a member of the Atlantic Coast Conference. The Tigers were charter members of the league, which started in the 1953-54 academic year. Prior to that year, Clemson was in the Southern Conference from 1921-53. Clemson was in the Southern Intercollegiate Athletic Association before then and has been a charter member of every conference with which it has been affiliated.

Clemson has won the ACC regular-season title 21 times in 54 previous years, more than any other school. The Tigers have also won nine tourney titles, more than any other school, and been to the finals 21 times, also a league-high. Overall, Clemson has been the declared ACC baseball champion 14 times, again more than any other school.

Competition in the ACC took another step up in 2006, as Boston College joined the league. In 2005, Miami (FL) and Virginia Tech were added as well. League members still play 30 conference games, meaning each team will not play one other team during the regular season. The Tigers will not face Virginia in 2008.

Guyon, Joe

Joe Guyon was a Native American that attended Carlisle Indian School (1912,13) and was a teammate of the great Jim Thorpe. Guyon also played two years on the gridiron under John Heisman at Georgia Tech and played on the 1917 National Championship team.

Guyon had the distinction of playing both professional football and baseball, and he was also named to the National Foundation Football Hall of Fame and the NFL Hall of

Fame. An injury in baseball ended his playing career. From 1928-31, Guyon was Clemson's head baseball coach, where he had a 42-36-3 (.537) record in four seasons.

Heisman, John

The man whose name is most recognized with college football holds a unique distinction at Clemson. Many people know that he was the head football coach for four seasons at Clemson, posting a 19-3-1 record, still the best winning percentage in Tiger football history.



But he also served as the head baseball coach at Clemson from 1901-03. Heisman, who was Clemson's second baseball coach, had a record of 28-6-1, good for an 81.4 winning percentage. It still holds today as the best winning percentage in Clemson history. Thus, Heisman has the winning-percentage record in both baseball and football at Clemson.

Howard, Frank

In late 1903, Georgia Tech, who had suffered a 73-0 loss to Heisman's gridders that same season, offered the young coach \$2,250 plus 30 percent of the net gate to coach football. Unfortunately for Clemson, he accepted.

Frank Howard is synonymous with Clemson football. But most people do not know that Howard was the baseball coach in 1943 and did quite well. He led the Tigers to a 12-3 record. The 80.0 winning percentage is one of the highest by any coach in Clemson baseball history.

The native of Barlow Bend, AL won 165 football games in 30 seasons at Clemson and was inducted into the College Football Hall of Fame in 1989. He served Clemson University for 65 years, including as the track coach from 1931-39 and athletic director from 1940-71, all the while being the school's best-known ambassador.

Howard died at the age of 86 on January 28, 1996. His ability to "bring the house down" when he spoke with his homespun oratory will forever be remembered by players, coaches, sportswriters, and fans alike.

Internet Site

Weekly releases, player bios, stats, and other items on Clemson baseball are available on the internet. Find us at ClemsonTigers.com, the official website of Clemson University athletics.

IPTAY

IPTAY stands for "I Pay Ten a Year," the original name with a meaning deriving from the minimum contribution of its donors when the organization began in 1934. It is the Clemson athletic department's scholarship fundraising organization. The organization raised over \$15 million and had approximately 22,000 members in 2006-07. The executive director of IPTAY is Bert Henderson.

In the 1990s, IPTAY added two clubs to create an influx of youth into the organization. The Tiger Cub Club and Collegiate Club allow young and college-age Tigers to be a part of IPTAY. These two clubs are the largest of their kind in the country. Call (864) 656-2115 to reach the IPTAY office, located at the northwest corner of Memorial Stadium.

Legend of Clemson Baseball

For 36 seasons (1958-93), Bill Wilhelm led the Tiger program to 1,161 wins, making him the fifth-winningest coach in the history of college baseball at the time of his retirement. But perhaps the most amazing stat of all is that Wilhelm never had a losing season.

Wilhelm's coaching career spanned nine United States Presidents, from Dwight Eisenhower to Bill Clinton. He coached 100 players that signed professional contracts, 20 All-Americans, and 88 First-Team All-ACC players.

Wilhelm also coached Clemson teams to six College World Series appearances and 11 ACC titles. No other ACC baseball coach has more than four ACC titles. He still comes to most of the games, unless he has a golf match he thinks he can win.

Believe us, there is nothing like watching a baseball game with Wilhelm. It is like going to Fenway Park or Wrigley Field. You have to do it at least once in your life. For more on the career of the legendary coach, see page 174.

Lights, Camera, Action

Tiger fans will notice a brighter Doug Kingsmore Stadium when the first home night game is played against Coastal Carolina on March 18. During the offseason, new state-of-the-art Musco lights were added to the facility, much to the delight of Clemson fans, but also much to the delight of ESPN, Fox Sports Net, and CSS, who will televise Clemson baseball games this year and in the future.

Clemson first added lights to Doug Kingsmore Stadium in 1987, as the foot-candle level had remained about the same since. However, technology has advanced, and Clemson will now have 125 foot-candles of light on the infield and 100 foot-candles in the outfield, making it up to levels desired for the television networks.

The total cost of the project was \$411,000. The Clemson baseball program wishes to thank the family of Ed McCameron, a loyal IPTAY member, for making a large donation that made the installation of the new lights possible for the 2008 season.

Orange & White

Publication founded by former Clemson Assistant Sports Information Director Al Adams that is in its 30th academic year of issue. Adams is no longer with the paper, but you may soon see him on one of those insurance commercials, because he is the State Farm man of Forest City, NC.

The publication is going strong under Publisher Phil Batson. To contact Batson, call (864) 260-1230. It is now the official publication of IPTAY, replacing the IPTAY Report, which dated back to 1952.

Phillips, Jim

Clemson lost a true legend when Jim Phillips passed away on September 9, 2003. The "Voice of the Tigers" provided commentary on Clemson sporting events for 36 years. He died suddenly (he had planned a golf outing with former



New, brighter state-of-the-art lights were installed at Doug Kingsmore Stadium in the offseason. The Ed McCameron family made a generous donation towards the project.



Clemson football and baseball player Ray Williams just 14 hours prior to his passing) of an aneurysm of the aorta just two days after he had provided the play-by-play of the Clemson vs. Furman football game the previous Saturday afternoon. It was a fitting final game for Phillips, who lived in Greenville, SC, the home of the Paladins.

The dean of all broadcasters in the ACC, Phillips came to Clemson in 1968 when he was hired by Frank Howard, and he broadcast his first football game on September 21, 1968, a 20-20 tie against Wake Forest. The Clemson vs. Georgia game on August 30, 2003 was his 400th Tiger football broadcast.

At 69, he was the only ACC play-by-play announcer to broadcast his school's football, men's basketball, women's basketball, and baseball games. Over his career, he broadcast over 2,000 Clemson sporting events.

Phillips broadcast his 1,000th Tiger men's basketball game at the 2002 ACC Tourney in Charlotte, and he missed just one broadcast of a Tiger men's basketball game in Littlejohn Coliseum, a time period that dated to November of 1968.

Phillips was one of the most honored broadcasters in his field. He was a five-time recipient of the South Carolina Broadcaster-of-the-Year Award. In 1992, he was presented the Master Broadcaster Award by the South Carolina Association of Broadcasters, the highest honor presented by that organization.

The native of Ohio was inducted into the Clemson Athletic Hall of Fame in 1992. In 1998, he received the Skeeter Francis Award from the ACC Sports Media Association for his contributions to the league's athletics, the first radio personality to receive the award. Francis, who was one of Phillips' close friends, passed away in July of 2004.

In addition to his duties at Clemson, Phillips was the sports director at **WYFF** (television) from 1968-80 and the sports director at **WFBC** (radio) in Greenville for 25 years. He was also the "Voice of the Greenville Braves" (1984-90).

Polls

Clemson is certainly no stranger to college baseball polls. In fact, it is a rare occurrence when Clemson does not show up in at least one of the three polls. Clemson had a streak of 146 weeks of being ranked in one of the major polls, a streak that ran from 1991-99. Clemson was 407-138 (.747) during that span that lasted over eight years.

Clemson was back in the rankings in 2000, appearing in the top 25 of all three polls every week. Clemson was a unanimous top-10 team from March 13 through the final poll. The Tigers continued the streak in 2001, making the ranking in every poll throughout the season.

It was a third-straight year in every poll in 2002. In fact, Clemson was in the top seven in every poll during every week of 2002. Clemson was ranked #1 in all three polls from April 1 through May 19, a run of seven straight polls. Clemson had a streak of 82 consecutive weeks with a ranking in at least one of the three polls snapped with the publication of the final polls in June of 2003.

In 2006, Clemson was back in the polls on a consistent basis. In fact, the Tigers were ranked in the top 10 by at least one poll during all 21 weeks in 2006. The Tigers reached as high as #1 early in the 2006 season and finished the year #5 in all three major polls. Then in 2007, the Tigers were also ranked #1 in the February 12 poll and was in the top 25 in all 21 polls.

Clemson was ranked in the top 25 by at least one poll during the last six weeks in 2005, therefore the Tigers have a streak of 48 weeks in a row in the top 25 entering 2008.

Clemson was first ranked #1 in the nation (in any poll) in 1977. The Tigers were tied for #1 with Hawaii on April 29, 1977 in the **Collegiate Baseball** poll. Clemson has been



Second Lieutenant Ryan Hub led a platoon of 35 Marines during his recent tour in Iraq. Hub was an outfielder for the Tigers between 2000-04.

ranked #1 in the nation at least once during the 1977, 1994, 1995, 2000, 2002, 2006, and 2007 seasons.

Raleigh, NC

This ACC city has been the site of two of Clemson's most bizarre wins and one of the best individual performances in history. On April 7, 1979, Clemson scored 18 runs in the top of the ninth inning and defeated N.C. State 41-9. The 41 runs remain the most runs scored by one team in a game in ACC history.

Tiger Hall of Famer Neil Simons led the attack with three homers and a school-record-tying 10 RBIs. He hit a grand slam in the 18-run ninth inning. Robert Bonnette and Tony Masone each had five hits to pace the 27-hit attack. Every Tiger in the batting order had at least one hit, one run scored, and one RBI. In fact, eight had at least three runs and seven had at least three RBIs.

Sixteen years and one week later (April 14, 1995), Clemson scored 11 runs in the top of the ninth inning and went on to a 17-15 win in extra innings in Raleigh. It is the greatest deficit overcome to gain victory in Tiger history. Clemson trailed 15-4 entering the top of the ninth, then scored the 11 runs to tie the score, even after the leadoff batter was retired. Clemson scored two runs in the 10th inning to gain victory. Future Major Leaguers Shane Monahan (three-run homer) and Matthew LeCroy (four RBIs) provided the big hits in the ninth. Another

future Major Leaguer, Scott Winchester, earned the win.

Then 10 years and nine days later (April 23, 2005), freshman second-baseman Taylor Harbin had one of the best games by a Tiger in history. Against the Wolfpack in Raleigh, he went 5-for-5 with three home runs, eight RBIs, and five runs scored to lead the Tigers to a 16-9 victory. The three home runs came on consecutive pitches over three at-bats as well. Harbin became the fifth Tiger to hit three homers in an ACC game. Three of those five occurrences have taken place at N.C. State's Doak Field.

Harbin added a triple and single, as he only lacked a double for the cycle. Ironically, he led the ACC in doubles in 2005. The three homers tied a school record held by many, while his 16 total bases broke the Tiger record of 15 that was first set by Dick Hendley in 1951.

Red, White, & Blue Tiger

Jack Leggett is very proud of many of his former players. He has players who have gone on to the Major Leagues, like Kris Benson and Khalil Greene, but has also had many who have been successful in the business world, law, and medicine.

He would also be hard-pressed to find a young man who he is more proud of than former outfielder Ryan Hub. Hub had a modest career, batting .230 with 35 RBIs between 2000-04. He did not have the abilities to go on to a professional career, but he had the leadership qualities to become a second lieutenant in the Marine Corps and served the United States in Iraq.

The son of a retired Air Force Colonel, Hub knew that he wanted to pursue a career in the Marine Corps at a very early age. His father is Retired Colonel Michael Hub, who flew F-111s in the Air Force for 27 years.

"When I was about 14-years-old, I decided I wanted to be a Marine," said the Sumter, SC native. "I always felt serving in the military would be something that my dad would be really proud of. I was never pushed into being in the military. It was something I wanted to do for myself."

Regional Hosts

The 2006 season marked the 11th time in history that Clemson played host to an NCAA Regional at Doug Kingsmore Stadium. Clemson has a 35-7 record in NCAA

Tournament games played at home, including 30 victories in the last 33 games. One of the losses during that span came to Southern California, who defeated the Tigers 8-5 on May 23, 1998. That Trojan team went on to win the national title.

Clemson first played host to an NCAA Regional in 1980. The Tigers swept through three games that year, including a 17-12 win over rival South Carolina that clinched Clemson's trip to Omaha.

Clemson has celebrated a trip to Omaha by winning a regional on its home field six times in history, including each of the last five times Clemson has advanced to the College World Series.

Clemson has played host to a regional in nine of the 14 years Jack Leggett has been head coach. The Tigers have a 32-5 NCAA Tournament record at home under Leggett. The 1994 and 1998 seasons are the only years Clemson failed to advance from a regional played at home under Leggett.

Clemson did play an NCAA Tournament "play-in" game at the end of the 1954 season, but the official NCAA recordbook does not consider that to be an NCAA Tournament game. That year, Clemson lost to Virginia Tech 11-10 in a game at Clemson, then traveled to Blacksburg two days later and lost 7-1.

Clemson's Home NCAA Regionals Since 1994

Year	Teams	NCAA Tourney	W-L	Attendance
1994	6	Regional	2-2	20,708
1995	6	Regional	4-0	25,600
1996	6	Regional	4-0	20,797
1998	6	Regional	1-2	19,022
2000	4	Regional	3-0	15,770
	2	Super Regional	2-0	12,700
2001	4	Regional	3-0	16,256
2002	4	Regional	3-0	18,435
	2	Super Regional	2-1	15,953
2005	4	Regional	3-0	21,485
2006	4	Regional	3-0	26,287
	2	Super Regional	2-0	11,234

Riggs Field

Perhaps one of the first big "stepping stones" in helping make Clemson successful in baseball and other areas of athletics today was the construction of Riggs Field.

It was the first major facility on the campus dedicated to intercollegiate athletics. Prior to Riggs Field, Clemson's teams played on Bowman Field in front of Tillman Hall. This field was used as the parade grounds for the corp of cadets, and it served as the home of the football, track, baseball, and even the basketball team (one could imagine the over-use of this field).

Riggs Field gave the football team a place to play and practice on its adjacent fields. The baseball field was constructed where the tennis courts are now, and the track encircled the football field.

Construction of Riggs Field started in the early summer of 1914. Approximately \$10,000 was appropriated for the construction of the facility that covered almost nine acres. Before its completion, the Clemson University Board of Trustees unanimously agreed to name the new athletic complex Riggs Field in honor of Clemson's first football coach and originator of the Clemson Athletic Association, Dr. Walter M. Riggs.

Riggs was the first football coach at Clemson in 1896. He stepped down as head coach in 1897 to devote his full-time focus to academics, as he was an engineering professor. He also coached the team in 1899, because the athletic association was low on funds. However in 1900, the search for a new coach must have been serious, as Riggs hired John Heisman to coach the Tigers.

Riggs Field was dedicated in grand fashion on October 6, 1915. The band and corp of cadets along with faculty and alumni marched from Tillman Hall to the new field. According to **The Tiger**, the group formed a "C" formation on the field, and it poured forth a thrilling volume of patriotic Tiger yells and songs. Professor J.W. Gantt, president of the athletic association, introduced Dr. Riggs as "the man who has done more for the athletics at Clemson and probably more for southern athletics than any other man."



Craig Gullickson, a freshman lefthander on the 2008 team, is one of three recent Tigers whose father played in the Major Leagues.

Sons of Major Leaguers

Clemson freshman lefthander Craig Gullickson is the son of former Major League righthander Bill Gullickson. As best we can determine, Gullickson is the third son of a Major Leaguer to play baseball for the Tigers. The others are Justin Singleton and Jim Crowley. The fathers of all three Tigers played at least 14 years in the Majors, while in 1979-83, all were in the Majors at the same time. All three played for the Montreal Expos as well.

Gullickson pitched 14 years in the Majors between 1979-94 for the Expos, Reds, Yankees, Astros, and Tigers. He had 162 victories in the Majors, including 20 for Detroit in 1991. He pitched 2,560.0 innings in his career.

Singleton played 15 years in the Majors between 1970-84 with the Mets, Expos, and Orioles. He hit 246 career homers and had a .282 batting average. In 1979, he hit 35 home runs with 111 RBIs for Baltimore. His son Justin played for the Tigers from 1998-00. He helped the 2000 team to the College World Series and hit .292 in his Tiger career.

One of Singleton's teammates with the Orioles in 1979 was Terry Crowley, father of former Clemson third-baseman Jim Crowley. Terry played in the Major Leagues for 15 years with the Orioles, Reds, Braves, and Expos. He hit .250 in his career. His son played for the Tigers from 1988-91. He was the starting third-baseman on Clemson's 1991 team that won a school-record 60 games. Crowley hit 43 home runs and batted .328 in his Clemson career.

Uniform Uniqueness

Under legendary Head Coach Bill Wilhelm and up to today, Clemson has had a uniform uniqueness. The first aspect of the uniform stressed by Wilhelm was the word itself (uniform), which means "the same." Wilhelm wanted all his players to look consistent and not have different pant lengths, different colored undershirts, etc. So he, with the help of some ideas from players and coaches, came up with "uniform" aspects that have stuck.

Wilhelm came up with the idea of wearing white shoes from Joe Lutz, who was the coach at Southern Illinois in the 1960s. Lutz was also the first to have female bat girls. Wilhelm liked those ideas, and the two have been with the Tiger baseball program ever since.

But perhaps the most synonymous part of Tiger baseball is the long pants. Clemson was one of the first schools to wear non-wool uniforms. The Tigers wore nylon uniforms

starting in 1968. This and having the long pants was done from the advice of a former Major Leaguer's (Rick Rickard's) father, who was a doctor. Wilhelm read an article by Dr. Rickard saying how there was so much pressure being put around the upper portion of the lower leg due to wrapping rubber bands to keep players' socks from falling and having the elastic around the bottom of the pant legs.

A few years later, Bill Foley, a catcher at Clemson in the mid-1970s, had just returned from a tournament in Japan. He had received a pair of long pants from Rawlings and wore them to practice one day before the 1976 season. Foley liked the nylon stretched pants and Wilhelm followed suit. Wilhelm liked how the pants did not have a zipper and how they were custom-made. He also liked that players could wear low socks and how that saved time and money from using the customary sanitary socks. Wilhelm decided to experiment with the long pants in the 1976 and 1977 seasons, and he changed over to them permanently in 1978.

Since then, Clemson has had a tradition of wearing white pants for all games, home and away, much to the chagrin of equipment managers.

Vigodsky, Harold

Clemson athletics lost a great asset in December, 2007 when Dr. Harold Vigodsky suddenly passed away after contracting a virus that led to internal bleeding. Vigodsky, one of the top optometrists in South Carolina, had served the Clemson SID Office in basically a volunteer capacity as a statistician, historian, and official scorer for over 30 years.

Vigodsky was omnipresent at Tiger sporting events, including baseball games. He kept all of us in the SID Office on our toes when it came to postgame boxscores, season stats, and media-guide production. He had a special way about him that you knew when he called with a correction, he was just doing it out of his love for Clemson athletics.

Each year, Vigodsky traveled to the ACC Baseball Tournament and served as an official scorer for many of the games. He also served that important duty when Clemson played host to the NCAA Tournament.

His most important contribution came in the form of his unofficial representation of the Clemson SID Office. He was always ready to give a helping hand to a member of the media in their pursuit of an unusual but pithy fact.

Wins Over Top-Ranked Teams

Clemson has defeated the #1 team in the nation in baseball 10 times, more than any other sport on the Tiger landscape. That list of 10 victories includes four over Miami (FL), more than any other opponent. All four of those wins took place away from Clemson.

Clemson gained its 10th win over a top-ranked team in 2006 when the Tigers defeated a South Carolina team that was ranked #1 according to **Collegiate Baseball**. It was the first time Clemson defeated a top-ranked Gamecock team in any sport.

Clemson's first wins in history over the #1 team in the nation in any sport took place at Miami (FL) in an NCAA Tournament game in 1977 on consecutive days. The Tigers downed the top-ranked Hurricanes on May 21 and May 22 of 1977 to advance to the College World Series.

The Tigers also defeated a top-ranked Hurricane squad in 1986 in consecutive regular-season games at Greenville (SC) Municipal Stadium. The Tigers defeated the Hurricanes 7-4 and 9-5, wins many felt would get Clemson into the then 40-team NCAA Tourney. But the 42-21 Tigers were denied, the last year Clemson has failed to reach the tournament.

The baseball program has 10 of the Clemson sports program's 23 all-time wins over top-ranked teams. The men's soccer team is second (5).

One of the more unusual circumstances surrounding the nation's #1 team took place in 1994. In what is believed to be the only time two top-ranked teams faced each other, Clemson defeated Georgia Tech twice in three games at Atlanta, GA. Clemson entered that series ranked #1 by **Collegiate Baseball** and **Sports Weekly**, while Georgia Tech entered the series #1 by **Baseball America**. That was Jack Leggett's first year as Tiger head coach.

Clemson Baseball Wins Over Top-Ranked Teams

Date	Opponent	Site	Score
5-21-77	Miami (FL)	Coral Gables, FL	7-2
5-22-77	Miami (FL)	Coral Gables, FL	10-9
5-10-86	Miami (FL)	Greenville, SC	7-4
5-11-86	Miami (FL)	Greenville, SC	9-5
5-17-93	Georgia Tech	Greenville, SC	9-8
5-13-94	Georgia Tech	Atlanta, GA	9-8
5-15-94	Georgia Tech	Atlanta, GA	7-4
6-4-96	Alabama	Omaha, NE	14-13
4-10-99	Florida State	Tallahassee, FL	8-4
4-5-06	South Carolina	Columbia, SC	3-2

World Series Champions & All-Stars

Clemson has had four different former players win Major League World Series Championship rings. The first to do it was Flint Rhem, who was a member of the Saint Louis Cardinals, champions of 1926 and 1931. Rhem was a pitcher who had a 20-7 record during the 1926 season, the most wins by a National League pitcher that year.


Tim Teufel was a member of the New York Mets in the 1986 season, the year they defeated the Boston Red Sox to win the World Series Championship. He hit .247 in 93 games for the Mets that year. Teufel played over 1,000 games in his Major League career.

Mark Davidson gave the Tigers a World Series Champion two years in a row when he played on the Minnesota team that won it all in 1987. Davidson played 102 games and hit .267 that season, his second year in the Majors.

Jimmy Key has had the most impressive World Series career of all the former Tigers. He played on the 1992 Blue Jays and the 1996 Yankee teams that won the World Series. He holds the distinction of being the only pitcher to gain the clinching victory in two different World Series in the 1990s. He was 2-0 in the 1992 World Series, winning game #4 and game #6, the latter in relief. He was 3-1 with a 2.50 ERA during his World Series career.

Clemson has had two former players participate in the Major League All-Star game. Billy O'Dell, a star pitcher for Clemson in the 1950s, is the only former Tiger to earn MVP honors in the All-Star game. He earned the victory and pitched 3.0 scoreless innings in the 1958 game at Baltimore, MD. He was a member of the Orioles at the time, so that was quite a special afternoon. O'Dell also played in the 1959 All-Star game.

Key is the other former Tiger to play in an All-Star game. He was chosen four times, including 1985, his rookie year. He was also chosen in 1991, 1993, and 1994. He is second to Brian Dawkins and Michael Dean Perry in Clemson athletic history in terms of All-Star game selections at the professional level. Perry played in six Pro Bowls, while Dawkins made his sixth Pro Bowl appearance after the 2006 season.



Dr. Harold Vigodsky served the Clemson SID Office as a volunteer statistician for over 30 years until he suddenly passed away in December.



Head Coach Jack Leggett



Jack Leggett is no stranger to success. In 14 seasons, he has led Clemson to 649 victories (46 per season), 14 NCAA Tournament appearances, and five College World Series berths. Clemson is the fourth-winningest program during his time as head coach.

The enthusiastic mentor, who turns 54 on March 5 when Clemson plays host to Wofford, has not built up that win total against easy competition. Of his 649 wins, 184 (28 percent) have come against teams ranked in the top 25 of at least one of the three major polls heading into the game. He also has 95 victories over top-10 teams and 52 wins in NCAA Tournament competition.

The South Burlington, VT native has been with the Clemson program since the 1992 season. He served as recruiting coordinator and assistant head coach under Bill Wilhelm in 1992 and 1993. He was a major contributor to a pair of Clemson teams that were ranked in the final top 20 of every poll and advanced to two NCAA Regionals. The Tigers also won the ACC Tournament title in 1993.

The word "championship" is also in the lexicon of terms when summarizing Leggett's first 14 years as the head coach in Tigertown. In 1994, Clemson won the ACC regular-season championship and went on to win the tournament title as well. In 1995, the Tigers repeated as regular-season conference champions and won the NCAA East Regional title. The 1996 season brought Clemson another NCAA Regional title and a second consecutive berth to the College World Series. In 1999, Clemson won four games in two days to capture the Fayetteville (AR) Regional.

In 2006, the Tigers captured the Atlantic Division title with a 24-6 record and then won the ACC Tournament Championship. The Tigers also won regional championships in 2000, 2001, 2002, 2005, 2006, and 2007. Leggett guided Clemson to the College World Series in 2000, 2002, and 2006 as well.

Clemson has won at least 39 games for 22 straight years and has participated in an NCAA Regional for 21 years in a row. Also, six of the 14 years have seen the Tigers finish in the top 10 of all three major polls, and there has been at least one top-25 final ranking in 12 of the 14 seasons under Leggett.

For his accomplishments, he was named ACC Coach-of-the-Year in his first two seasons (1994,95). He is just one of a few coaches in the history of the ACC, regardless of sport, to be named ACC Coach-of-the-Year in each of his first two seasons in the league. He also earned the same honor in 2006.

His demeanor is one of aggressiveness and passion for the game. One can see

Leggett sprinting to the third-base coaching box between innings and charging into the pregame huddle to get his players fired up. He expects the same intensity and has gotten that out of his players.

Leggett's Tigers have shown excellence in all areas of the game over his 14 seasons. His first year as Clemson's head coach was truly remarkable. The 1994 campaign was filled with unprecedented accomplishments. With just three starters returning in the field, Clemson was unranked in the preseason top 20, but the Tigers quickly reached the top 20 of every poll with a two-game sweep of #9 Tennessee. Those were the first two of 19 wins over top-25 teams in 1994.

The 1994 Tigers won a record 13 straight ACC games to open the season and concluded the year with a 20-4 league ledger. That was quite an accomplishment considering the ACC had the #1 RPI rating that year. Clemson also had a 57-18 record thanks to an outstanding pitching staff that was in the top 25 in the nation in ERA.

After two wins over Miami (FL) in April of 1994, Clemson ascended to the #1 ranking in the nation according to **Collegiate Baseball**. The ranking was just the second #1 ranking in Tiger baseball history.

Leggett's Tigers won the 1994 ACC regular-season title, then they captured the ACC Tourney title by winning four games against top-20 teams. It was just the fifth time in school history that the Tigers won the regular-season and ACC Tourney titles in one year. As a result, Clemson was rewarded as a regional host for the first time in 13 years.

Clemson was eliminated in the NCAA Regional, but it still concluded the 1994 season as the nation's winningest team. The Tigers' 57 victories were second-most in ACC history. The summer following the 1994 season, Leggett was chosen to the University of Maine Hall of Fame.

In 1995, his Tigers had a 54-14 record, due in part to an offense that was in the top 10 in the nation in scoring (8.4 runs per game). The team also had six players who would go on to play in the Major Leagues. In 1996, the season ended with the Tiger pitching staff owning the best ERA (3.03) in the nation. With a record of 51-17, Clemson was fourth in the nation in wins.

The 1996 team also produced eight Major League Draft picks, including seven in the first 17 rounds. Included in those selections were pitchers Kris Benson, the #1 overall pick, and Billy Koch, the #4 overall pick. It was only the second time in the history of the draft, which dates back to 1965, that one school produced two of the first five picks.



Jack Leggett and wife Karen



Colby (22), Kristen (25), Kacie (23), Kenny (19), Kyla (26), and Tanner (24)

The Leggett File

Full Name: Jackson Scott Leggett
Born: March 5, 1954 in Bangor, ME
Education: Bachelor's degree in physical education and minor in history at Maine (1976); master's degree in teacher education at Vermont (1980)
Playing Experience: Four-year letterman (baseball) at Maine (1973-76); three-year letterman (football) at Maine (1974-76)
Coaching Experience: Head coach at Vermont (1978-82); head coach at Western Carolina (1983-91); assistant head coach at Clemson (1992,93); head coach at Clemson (1994-07)
Family: Son, Tanner (24), and daughter, Colby (22); Wife, Karen; Karen has three daughters, Kyla (26), Kristen (25), and Kacie (23), and a son, Kenny (19)

In 1998, Clemson reached #3 in the nation and finished as high as #19. In 1999, Clemson was 6-6 against top-10 teams, even though just one of the 12 games was played at Doug Kingsmore Stadium.

In 2000, Clemson climbed to the #1 ranking by **Collegiate Baseball** after opening the season 23-3. The Tigers traveled back to Omaha for the first time in four seasons. Clemson went 1-2 at the College World Series after sweeping its way through the regional and super regional rounds. Clemson ended the year with a 51-18 record and finished second in the ACC. Clemson claimed 14 wins over top-25 teams, including 11 wins against top-10 teams.

The 2001 season saw Leggett and his team triumph over adversity. The Tigers suffered a five-game losing streak along with the unexpected loss of seniors Patrick Boyd and Mike Proto to injury. But Clemson finished second in the ACC and was a step away from Omaha before being eliminated by eventual National Champion Miami (FL).

The 2002 season saw Leggett receive region coach-of-the-year honors by **ABCA**, as the Tigers were 54-17 and finished tied for third in the nation in Omaha. That team also featured eight draft picks, including unanimous National Player-of-the-Year Khalil Greene. Greene set the national career record for doubles (95) and finished second in hits (403).

In 2003, Clemson continued to win close games, as the Tigers were 15-5 in games decided by two runs or less. Michael Johnson went from undrafted out of high school to a second-round pick, as he finished his career with 58 homers, third-most in Tiger history. All four starting infielders also earned First or Second-Team All-ACC honors.

The 2004 campaign was one of adversity overcome, as Clemson started 9-10 but went 18-4 in its



Jack Leggett became the 29th coach in Division I history to total 1,000 career wins in 2007. He also became the second-youngest coach to reach that milestone.

next 22 games. The team played in the Athens (GA) Regional and overcame a seven-run deficit to host Georgia to stay alive. But the Bulldogs rallied in the title game to claim the crown. He earned his 500th win at Clemson during the season and coached nine Tigers who were selected in the 2004 draft.

The 2005 Tigers played one of their toughest schedules in history, which included 42 of their 66 games against teams that played in the NCAA Tournament. Clemson still managed to come within one win of a trip to the College World Series, falling in three games at Baylor in the Waco Super Regional. Clemson was 19-9 against top-25 ranked teams and won 21 ACC regular-season games, finishing in second place in the league standings.

In 2006, Clemson had the best ACC record (24-6) and won the ACC Tournament title. The Tigers later advanced to the College World Series and finished ranked #5 in all three polls with a 53-16 overall record, including a 26-9 mark against top-25 ranked teams. Clemson had a 3.26 ERA, the sixth-best figure in the nation, one of many reasons Leggett was named ACC Coach-of-the-Year. Tyler Colvin and Andy D'Alessio were both first-team All-Americans, while Josh Cribb earned third-team honors. Colvin (#13 overall pick) was one of 10 Tigers selected in the 2006 draft as well.

Clemson continued its postseason success in 2007 when it advanced to the Starkville Super Regional after winning the Myrtle Beach Regional with a 3-0 record. The squad had a 41-23 overall record and finished in the top 15 of all three major polls. D'Alessio tied the school record with 59 career homers. He was one of a school-record 11 draft picks from the 2007 team, five of which were taken in the first three rounds. Lefthander Daniel Moskos was the #4 overall pick of the draft as well.

Heading into 2008, Leggett has 1,026 career wins. He reached the 1,000-win mark in Clemson's 5-0 win at Maryland on March 25, 2007 to become

just the 29th head coach in Division I history to reach 1,000 career wins. At the age of 53, he also became the second-youngest coach to reach that mark.

Leggett has a stellar 74-49 record against SEC teams as the Tiger head coach, including a 45-15 record at Doug Kingsmore Stadium. He has lost just six of 59 home ACC series while at Clemson as well. Leggett has been proving his expertise in recruiting for many years. But he also has experience in terms of teaching the finer points and game management.

Prior to his move to Clemson, Leggett served as a head coach for 14 years, including five at Vermont and nine at Western Carolina. He already had 377 career wins, including 302 at Western Carolina and 75 at Vermont, before he came to Clemson. Leggett enters the 2008 season with a career record of 1026-572, seven conference titles, and 19 NCAA Tournament appearances on his resumé. So far, 82 of the players Leggett has brought to Tigertown have signed professional baseball contracts.

Leggett led Western Carolina to five NCAA Tournaments (1985-89), five Southern Conference titles, and a national top-30 ranking during his tenure as head coach. His 1988 team set the school record for wins, posting a 38-24 record, while the 1989 squad set a conference record by winning its fifth-consecutive Southern Conference title. Under his guidance, the Catamounts averaged 33 wins a season during his time in Cullowhee, NC, and his teams played in the conference title game in eight of the nine seasons.

The 1991 Catamounts posted a 36-26 record. One of the 36 wins came in a 9-7 victory over Clemson on March 31, one of just 10 losses the #4 Tigers had that season. Leggett was named 1987 ABCA Atlantic Region Coach-of-the-Year and Southern Conference Coach-of-the-Year that same season. In 1989, he was appointed to the NCAA Division I Baseball Committee and served on the committee through the 1995 season.

In his tenure at Western Carolina, Leggett produced 35 First-Team All-Southern Conference players, six conference players-of-the-year, and had 16 players sign pro contracts. Of the players who played under him for four seasons, 100 percent graduated and more than 50 percent compiled a 3.0-or-better GPA. He was also inducted into the Western Carolina Athletic Hall of Fame in 2001.

Before going to Western Carolina for the 1983 season, Leggett spent five seasons at Vermont, where he turned that team into a consistent winner. He coached the Vermont club team in 1977, and then he organized and coached the school's first intercollegiate team in 1978. At age 23, he was the youngest NCAA baseball coach in the nation. He had a winning season in his first year and had a 75-61 overall record at Vermont.

Leggett graduated with honors from Maine in 1976, where he was an all-star performer in both football and baseball. He captained the 1976 Maine team that advanced to the College World Series, and he was a two-time All-Yankee Conference honoree in football as a defensive back and placekicker. He still holds the Maine record for the longest field goal, a 52-yarder.

Leggett has two children, son Tanner (24) and daughter Colby (22). Tanner lettered twice (2005,06) on the Clemson baseball team and graduated with

Leggett's Coaching Record

Pre-Clemson Head Coaching Record

Year	School	W-L	Pct.
1978	Vermont	11-9	.550
1979	Vermont	12-11	.522
1980	Vermont	12-16	.429
1981	Vermont	22-15	.595
1982	Vermont	18-10	.643
1983	Western Carolina	25-20	.556
1984	Western Carolina	37-20	.649
1985*	Western Carolina	37-35	.514
1986*	Western Carolina	33-28	.541
1987*	Western Carolina	36-20	.643
1988*	Western Carolina	38-24	.613
1989*	Western Carolina	23-31	.426
1990	Western Carolina	37-25	.597
1991	Western Carolina	36-26	.581

* - Southern Conference Champion

Clemson Head Coaching Record

Year	Overall	ACC	Finish	NCAA
1994^	57-18	20-4	1st	Regional
1995	54-14	20-4	1st	CWS
1996	51-17	17-7	2nd	CWS
1997	41-23	13-10	4th	Regional
1998	43-16	14-9	T-2nd	Regional
1999	42-27	13-10	3rd	Super Regional
2000	51-18	17-7	2nd	CWS
2001	41-22	17-7	2nd	Super Regional
2002	54-17	16-8	4th	CWS
2003	39-22	15-9	T-3rd	Regional
2004	39-26	14-10	T-4th	Regional
2005	43-23	21-9	2nd	Super Regional
2006^	53-16	24-6	*1st	CWS
2007	41-23	18-12	*2nd	Super Regional

* - Atlantic Division; ^ - ACC Tournament Champion

Head Coaching Record By School

School	Seasons	Years	W-L	Pct.
Vermont	5	1978-82	75-61	.551
Western Carolina	9	1983-91	302-229	.569
Clemson	14	1994-07	649-282	.697
Totals	28	1978-91,94-07	1026-572	.642

Leggett vs. ACC as Clemson Head Coach

Team	Overall	Home	Away	Neutral
Boston College	4-2	2-1	2-1	0-0
Duke	34-10	18-3	15-6	1-1
Florida State	25-31	14-7	6-15	5-9
Georgia Tech	30-24	15-5	7-14	8-5
Maryland	38-6	21-0	14-6	3-0
Miami (FL)	9-2	4-2	3-0	2-0
North Carolina	28-15	13-5	12-6	3-4
N.C. State	33-16	16-4	9-12	8-0
Virginia	30-18	16-5	12-9	2-4
Virginia Tech	8-1	3-0	5-1	0-0
Wake Forest	35-13	17-4	15-6	3-3
Totals	274-138	139-36	100-76	35-26

Note: Includes records vs. teams as ACC members.

Leggett vs. SEC as Clemson Head Coach

Team	Overall	Home	Away	Neutral
Alabama	2-0	1-0	0-0	1-0
Arkansas	3-1	2-1	1-0	0-0
Auburn	7-8	4-3	2-5	1-0
Georgia	19-12	12-1	7-11	0-0
Kentucky	3-0	3-0	0-0	0-0
Mississippi State	3-2	3-0	0-2	0-0
South Carolina	28-23	14-10	14-11	0-2
Tennessee	9-3	6-0	3-2	0-1
Totals	74-49	45-15	27-31	2-3

a degree in marketing in 2006. Colby is a senior student at Ohio State. Jack and Karen were married on August 6, 2005. Karen has four children, including three daughters, Kyla (26), Kristen (25), and Kacie (23), and a son, Kenny (19).



Coaching Influences

"Obviously, I admire Bill Wilhelm. He has taught me so much. I will never forget him for giving me this opportunity to coach at a top-notch program.

"I had some great coaches at Maine. Jack Butterfield and John Winkin were tremendous coaches there. Walter Abbot was my football coach at Maine, and he taught me a lot about mental toughness. Jack Bicknell was also a football coach who influenced me.

"Paul Jordan was my football coach in high school. He taught me what it takes to be a winner, and he taught me about the benefits of self-sacrifice, how to be organized, and how to prepare for a game. Vermont's former athletic director (Rick Farnham) is also a coach who I've drawn a lot from."

Doug Kingsmore Stadium

"Doug Kingsmore Stadium is one of the top baseball facilities in the country. I am certainly prejudiced, but I think we have the finest facility in the nation when one takes into account the players, the fans, the media, and the support personnel.

"We have some unique features in our ballpark, with the terrace and the close proximity of the fans to the field. But the greatest feature is the fan support. We have finished in the top 20 in the nation in average attendance each of the last 14 years. Our fans make it an exciting atmosphere. We have a season-ticket base approaching 3,000 fans, so there is strong support for the program in the community."

Goals for the Program

"We strive to go to Omaha every year...that is our standard. We put 'Omaha' on the back of our caps, because I want our players to know every day what we are striving for.

"Our daily goals are to play at a national championship level. We strive to exhibit the discipline necessary in everything we do, both on and off the field, to win the national championship. We talk about it...we don't hide that."

Heroes

"Roberto Clemente was my favorite player of all-time. I respected the way he played. He played so hard all the time. I watched him play in person, and I thought he was everything you wanted in a baseball player.

"My biggest heroes are my parents. My father was a coach for almost 40 years. I learned a lot just being around his teams. My mother was always so supportive and was at all the games. She has also been like a coach in my life. Any positive things I do I owe to them."

Philosophies of Baseball

"I like to play a very aggressive game. You have to take the action to the opposition and force the other team into mistakes. I like to hit-and-run, bunt, squeeze, steal bases, and be aggressive on the basepaths. I am not a coach who likes to sit back for the big inning.

"Consistency on defense is very important. It all begins on the mound. You can tell in our recruiting that this is an area we stress, because that is what carries teams to the NCAA Tournament."

Playing Experiences

"I enjoyed my college baseball experience at Maine. I was fortunate to play in the College World Series in 1976. It was a memorable time. Clemson was also at that College World Series. I can tell you who we played, what the score was, players on the other teams, what I did in each at-bat, the player introductions, what hotel we stayed in, and the plane we took to get there.

"Having been there as a player and seeing what a great experience it was, it motivates me to make that happen for our players.

"The college game has changed considerably in terms of exposure and the emphasis it receives at the local and national level. Players are better, and as a result the professional ranks look to the college players much more than they used to. The pros are drafting more college players than they did when I was in college and becoming more comfortable signing a player from college compared to high school, because of the overall maturity factor."

Rewards of Being Clemson's Head Coach

"The most rewarding aspect of this job is being around the players. I am always thinking about ways to make their game better, but I also try to make their lives better off the field. I am concerned in everything they do, from on the field, to academics, to social life. I try to do what I can in all areas of their lives to help them make the right decisions. That is what college coaching is all about. I am a teacher. I am aware that the lessons they learn here will be carried with them the rest of their lives.

"Second, every day I work with a great coaching staff. It is rewarding to have such a strong staff that is dedicated to excelling in this profession. We have common goals and we mesh very well. We trust each other, and that is important.

"Third, it is rewarding to have a university administration and fans that support this program. When we run a regional and we see university administrators, secretaries, and other employees from all over campus contribute their time and energy, it is very rewarding. I never take that for granted.

"Fourth is the challenge that you have in your job...the challenge to make your players better in all phases of their lives. That includes maturing as a player, mentally and physically. It is rewarding to see players grow and improve to the point where they have a chance to play pro ball. Obviously, seeing Kris Benson become the #1 pick in the 1996 Major League draft was a rewarding experience.

"We have had a lot of players come here out of high school who were not drafted and leave as a drafted player with a chance to play in the Major Leagues. Watching Khalil Greene improve to the point where he was the unanimous national player-of-the-year was very rewarding.

"You make a commitment as a coach during the recruiting process to a student-athlete that you will help him improve in all phases of his experience while at Clemson. It is very rewarding to see our players grow academically, socially, and on the field."

Selling Points of the Clemson Program

"First of all, we have a great tradition at Clemson. If a young man wants to get involved in a program that strives to go to Omaha and has a goal of winning the national championship, this is the place to be. That has been the case here for many years. We have been to the College World Series five of the last 13 years and 11 different times overall. It is a program that has not had a losing season since 1957 and has been to the NCAA Tournament every year since 1987.

"In every good program, there is a strong tradition. We are fortunate that Bill Wilhelm set that tradition for us. He coached here 36 years and never had a losing season. I don't see many coaches duplicating that feat in college baseball.

"I was a history minor in college at Maine, so I know how important that aspect is to a program. He brought it great stability. I appreciate what he did for me and what he did for this program.

"We saw the impact of that tradition in the fall of 2006 when we had a reunion of former Clemson baseball players. It was one of the most rewarding weekends of my professional career. We had former players from many different decades return to Clemson for an alumni game. We had former Major League players and walk-ons who all had a common bond for this program. It is one of the strengths of this program and this University.

"Second, we have the facilities and the administrative backing to compete for the national championship. That is something I would be looking for as a player. Doug Kingsmore Stadium is one of the top facilities in the country. We finished a multi-million-dollar renovation to the stadium in 2003 that I believe makes it the best college baseball stadium in the nation. It has been accomplished in a first-class manner in every aspect.

"Third, we have a tradition of playing host to regionals at Clemson, and that means we have fan support. You don't host regionals without drawing sellout crowds. The people in this community really embrace this program.

"Fourth, Vickery Hall, our student-athlete enrichment center, is among the best in the country. The programs at Vickery Hall show that Clemson cares about its student-athletes in all phases of his or her life. Any student-athlete at Clemson knows he or she has the chance to be successful in the classroom and graduate from Clemson. Vickery Hall is one of our top selling points.

"We have tremendous structure in our study-hall program. There is tradition in academics here as well, and we average 15 players a semester on the ACC Academic Honor Roll."



Leggett By the Numbers



3 - Number of times Leggett has been named ACC Coach-of-the-Year (1994,95,06) as head coach at Clemson.

5 - Number of times Leggett has led the Tiger program to the College World Series.

9 - Number of first-round draft picks Clemson has had during Leggett's tenure.

10 - Number of players Leggett has coached at Clemson who have played in the Major Leagues.

14 - Number of times in 14 years Leggett has led Clemson to an NCAA Regional.

20 - Number of weeks ranked #1 in at least one of the three major polls under Leggett.

27 - Number of All-Americans Leggett has coached as head coach at Clemson.

52 - Number of NCAA Tournament games the Tigers have won in Leggett's tenure at Clemson. Also the length of field goal in yards Leggett booted while a kicker at Maine in the 1970s. The field goal still stands today as a Black Bear record.

82 - Number of players Leggett has coached at Clemson who have either been drafted or signed pro contracts.

136 - Number of weeks ranked in the top 10 of at least one of the three major polls under Leggett.

184 - Number of wins Clemson has had against top-25 teams in Leggett's tenure.

239 - Number of ACC regular-season wins Leggett has totaled in 14 years at Clemson, an average of 17 per season.

244 - Number of weeks ranked in the top 25 of at least one of the three major polls under Leggett.

649 - Number of wins Leggett has totaled in 14 years at Clemson, an average of 46 per season.

1,026 - Number of Leggett's career victories in 28 years as a Division I head coach.

Winningest Active Head Coaches

Rk	Head Coach	Current School	Years	Wins
1.	Gene Stephenson	Wichita State	30	1605
2.	Augie Garrido	Texas	36	1543
3.	Mike Martin	Florida State	28	1484
4.	Ron Polk	Mississippi State	34	1350
5.	Mark Marquess	Stanford	31	1285
6.	Jim Morris	Miami (FL)	26	1146
7.	Jay Bergman	Central Florida	29	1121
8.	Jim Gilligan	Lamar	29	1047
9.	Pete Dunn	Stetson	28	1044
10.	Jack Leggett	Clemson	28	1026
11.	John Anderson	Minnesota	26	946
12.	Steve Kittrell	South Alabama	24	932
13.	Bob Todd	Ohio State	24	925
14.	Mark Johnson	Sam Houston State	22	916
15.	Ray Tanner	South Carolina	20	895
16.	Keith Guttin	Missouri State	25	864
17.	Pat Murphy	Arizona State	20	847
18.	Danny Hall	Georgia Tech	20	819
19.	Dewey Kalmer	Bradley	28	816
20.	Jim Brownlee	Illinois State	28	807
21.	Larry Hays	Texas Tech	21	788
22.	Fred Hill	Rutgers	24	787
23.	Mike Gillespie	California-Irvine	20	763
24.	Gary Powers	Nevada	25	761
25.	Jim Wells	Alabama	28	745
	Tony Robichaux	Louisiana-Lafayette	21	745

Most Wins Since 1994

Rk	Team	Wins	Avg.
1.	Florida State	723	51.6
2.	Wichita State	699	49.9
3.	Rice	675	48.2
4.	Clemson	649	46.4
5.	Miami (FL)	642	45.9
6.	Cal State Fullerton	639	45.6
7.	Louisiana State	626	44.7
8.	Georgia Tech	611	43.6
9.	Notre Dame	607	43.4
10.	Texas	604	43.1
11.	Tulane	600	42.9
12.	Stanford	594	42.4
13.	South Carolina	592	42.3
14.	Oklahoma State	576	41.1
15.	North Carolina	575	41.1
16.	Alabama	574	41.0
	Arizona State	574	41.0
18.	Ohio State	567	40.5
19.	Oral Roberts	559	39.9
20.	Texas Tech	556	39.7
21.	Tennessee	550	39.3
22.	Florida	549	39.2
	Nebraska	549	39.2
24.	Mississippi State	547	39.1
25.	Central Florida	545	38.9



Jack Leggett became just the 10th active Division I coach to reach the 1,000-win mark when the Tigers won 5-0 at Maryland on March 25, 2007.



Leggett's 184 Top-25 Wins

Date	Opponent	Rank	Site	Score
2-19-94	Tennessee	9-15-NR	H	14-1
2-20-94	Tennessee	9-15-NR	H	4-2
3-25-94	Washington	22-19-16	N1	3-2
4-6-94	South Carolina	NR-NR-17	A	7-2
4-8-94	N.C. State	19-29-16	H	⁽¹⁰⁾ 10-8
4-9-94	N.C. State	19-29-16	H	9-5
4-10-94	N.C. State	19-29-16	H	6-5
4-22-94	North Carolina	NR-NR-22	A	11-1
4-24-94	North Carolina	NR-NR-22	A	3-2
4-26-94	Tennessee	11-13-14	A	3-2
4-29-94	Miami (FL)	4-3-3	H	7-5
5-1-94	Miami (FL)	4-3-3	H	⁽¹²⁾ 9-8
5-7-94	Florida State	2-5-3	H	5-2
5-8-94	Florida State	2-5-3	H	9-5
5-13-94	Georgia Tech	1-2-3	A	⁽¹⁰⁾ 9-8
5-15-94	Georgia Tech	1-2-3	A	7-4
5-19-94	N.C. State	24-NR-20	N2	17-5
5-20-94	Georgia Tech	2-3-2	N2	9-6
5-22-94	Florida State	8-13-8	N2	4-1
3-1-95	Tennessee	11-8-11	H	⁽¹⁰⁾ 6-4
3-2-95	Tennessee	11-8-11	H	7-6
3-4-95	Old Dominion ⁽¹⁾	21-NR-NR	H	10-5
3-4-95	Old Dominion ⁽²⁾	21-NR-NR	H	12-6
3-5-95	Old Dominion	21-NR-NR	H	7-1
3-7-95	James Madison	25-NR-NR	H	5-0
3-8-95	James Madison	25-NR-NR	H	16-6
3-21-95	Old Dominion	24-NR-NR	A	9-7
3-22-95	Old Dominion	24-NR-NR	A	4-2
4-14-95	N.C. State	NR-NR-25	A	⁽¹⁰⁾ 17-15
4-15-95	N.C. State	NR-NR-25	A	13-1
4-16-95	N.C. State	NR-NR-25	A	13-4
5-13-95	Miami (FL)	9-11-11	A	7-5
5-19-95	Florida State	5-7-6	N2	11-0
5-28-95	Alabama	19-17-16	H	7-4
2-16-96	South Florida	22-NR-NR	H	4-0
2-27-96	Tennessee	4-7-7	A	8-3
2-28-96	Tennessee	4-7-7	A	⁽¹⁰⁾ 10-4
4-26-96	N.C. State	18-20-17	H	14-0
5-4-96	Florida State	4-6-3	H	3-0
5-5-96	Florida State	4-6-3	H	2-1
5-6-96	Florida State	7-8-7	H	2-0
5-10-96	Georgia Tech	NR-18-NR	A	⁽¹⁰⁾ 9-8
5-12-96	Georgia Tech	NR-18-NR	A	9-2
5-24-96	Old Dominion	25-NR-NR	H	5-1
5-26-96	Tennessee	12-12-16	H	12-5
6-2-96	Oklahoma State	11-8-17	N3	⁽¹⁰⁾ 8-5
6-4-96	Alabama	1-2-3	N3	14-13
2-27-97	Cal State Northridge	23-19-25	N4	8-7
4-4-97	Florida State	9-7-8	A	10-7
4-15-97	Tennessee	8-11-9	H	13-5
4-25-97	Georgia Tech	18-6-10	H	7-4
5-15-97	Georgia Tech	11-4-6	N5	7-4
5-17-97	N.C. State	20-20-19	N5	⁽¹⁰⁾ 11-6
2-8-98	Auburn	11-22-10	N6	9-4
4-1-98	South Carolina	8-8-9	A	6-4
4-17-98	N.C. State	NR-NR-24	H	⁽¹²⁾ 11-10
4-18-98	N.C. State	NR-NR-24	H	17-6
4-24-98	Florida State	11-11-10	H	2-1
4-25-98	Florida State	11-11-10	H	5-4
5-9-98	North Carolina ⁽²⁾	24-NR-NR	A	8-1
5-10-98	North Carolina	24-NR-NR	A	7-6
2-25-99	Washington	NR-24-NR	N4	13-12
4-3-99	Miami (FL)	8-6-6	N7	7-5
4-10-99	Florida State	1-1-1	A	8-4
4-21-99	South Carolina	20-22-20	H	5-4
4-23-99	Georgia Tech	NR-19-21	H	24-4
4-24-99	Georgia Tech	NR-19-21	H	13-8
4-25-99	Georgia Tech	NR-19-21	H	6-5
5-9-99	North Carolina	12-10-14	H	20-7
5-10-99	North Carolina	15-14-18	H	5-4
5-22-99	Florida State	3-2-3	N8	8-7
5-29-99	Arkansas	10-8-10	A	12-4
6-5-99	Texas A&M	2-6-5	A	10-3
1-28-00	Rice	14-7-7	N9	3-1
1-29-00	Miami (FL)	5-5-4	N9	4-0
3-14-00	East Carolina	22-17-21	H	7-0
4-1-00	North Carolina	10-13-8	A	10-2
4-15-00	Wake Forest ⁽¹⁾	12-11-15	H	⁽¹²⁾ 6-5
4-15-00	Wake Forest ⁽²⁾	12-11-15	H	5-4
4-30-00	Georgia Tech	8-5-11	A	13-12
5-6-00	Florida State	2-2-2	H	8-7
5-7-00	Florida State	2-2-2	H	5-4
5-8-00	Florida State	7-4-4	H	7-4
5-18-00	Florida State	8-8-4	N7	8-4
6-2-00	Mississippi State	14-10-14	H	11-4
6-3-00	Mississippi State	14-10-14	H	9-4
6-9-00	San Jose State	12-7-NR	N3	10-6
3-3-01	South Carolina	7-4-6	A	7-4
3-23-01	Wake Forest	20-24-20	A	⁽¹²⁾ 4-1
3-25-01	Wake Forest	20-24-20	A	9-1
4-20-01	Georgia Tech	9-11-7	H	3-0
4-21-01	Georgia Tech	9-11-7	H	5-1
2-22-02	Auburn	NR-NR-25	H	7-4
2-23-02	Auburn	NR-NR-25	H	8-5
2-24-02	Auburn	NR-NR-25	H	6-5
3-2-02	South Carolina	5-4-4	A	9-7
3-3-02	South Carolina	5-4-4	H	⁽¹⁰⁾ 11-10
4-12-02	North Carolina	21-13-24	A	⁽¹⁰⁾ 11-7
4-13-02	North Carolina	21-13-24	A	4-2
4-24-02	South Carolina	5-5-6	A	4-1
4-27-02	Wake Forest	3-5-3	H	5-3
4-28-02	Wake Forest	3-5-3	H	4-0
5-4-02	Georgia Tech	13-13-9	A	12-9
5-22-02	Georgia Tech	10-9-7	N5	10-0
5-25-02	Wake Forest	5-2-4	N5	8-6
6-1-02	East Carolina	NR-NR-22	H	4-2
6-2-02	East Carolina	NR-NR-22	H	21-1
6-8-02	Arkansas	25-18-NR	H	8-7
6-9-02	Arkansas	25-18-NR	H	7-4
6-14-02	Nebraska	9-7-13	N3	11-10
6-16-02	Georgia Tech	8-6-9	N3	9-7
2-22-03	Auburn ⁽¹⁾	16-23-16	A	11-8
3-1-03	South Carolina	10-6-7	H	8-0
3-29-03	N.C. State ⁽²⁾	17-16-21	A10	12-10
4-2-03	South Carolina	NR-22-20	A	4-2
4-11-03	Florida State	3-2-2	A	8-4
4-25-03	Georgia Tech	7-4-4	H	⁽¹⁰⁾ 9-7
4-26-03	Georgia Tech	7-4-4	H	10-5
4-27-03	Georgia Tech	7-4-4	H	11-3
3-12-04	Auburn	7-12-9	H	14-9
4-7-04	South Carolina	6-9-7	H	9-4
4-14-04	South Carolina	6-13-6	A	13-5
4-16-04	North Carolina	20-10-17	A	2-1
4-18-04	North Carolina	20-10-17	A	⁽¹⁰⁾ 4-2
5-3-04	Florida State	NR-24-NR	H	18-9
5-7-04	Central Florida	24-NR-NR	H	8-5
5-26-04	North Carolina	NR-23-20	N11	7-6
6-6-04	Georgia ⁽¹⁾	11-10-20	A	10-9
2-25-05	California-Irvine	18-20-24	H	3-2
2-26-05	California-Irvine	18-20-24	H	5-4
2-27-05	California-Irvine	18-20-24	H	10-2
3-19-05	North Carolina	13-9-14	H	9-1
3-20-05	North Carolina	13-9-14	H	7-3
3-29-05	Coastal Carolina	NR-25-NR	H	14-5
3-30-05	Coastal Carolina	NR-25-NR	H	8-1
4-3-05	Florida State ⁽²⁾	17-6-10	A	7-3
4-13-05	South Carolina	8-5-4	H	12-2
4-20-05	South Carolina	13-13-8	A	7-5
4-30-05	Georgia Tech	7-6-8	H	6-5
5-17-05	College of Charleston	NR-20-24	H	8-5
5-19-05	Miami (FL)	4-7-4	H	15-5
5-20-05	Miami (FL)	4-7-4	H	9-2
5-21-05	Miami (FL)	4-7-4	H	6-2
5-26-05	Miami (FL)	12-13-8	N12	9-1
5-27-05	N.C. State	18-NR-23	N12	5-4
6-4-05	College of Charleston	NR-22-22	H	6-0
6-11-05	Baylor	6-6-10	A	4-2
3-5-06	South Carolina	9-15-12	H	6-4
3-10-06	Kansas	25-NR-NR	H	7-2
3-12-06	Kansas	25-NR-NR	H	4-3
3-24-06	N.C. State	20-20-12	H	9-5
3-25-06	N.C. State	20-20-12	H	4-2
3-26-06	N.C. State	20-20-12	H	6-2
3-29-06	Georgia	22-19-21	H	10-7
3-31-06	Miami (FL)	25-11-13	A	8-6
4-1-06	Miami (FL)	25-11-13	A	6-2
4-2-06	Miami (FL)	25-11-13	A	14-1
4-5-06	South Carolina	2-1-2	A	3-2
4-12-06	South Carolina	7-9-7	H	10-5

Leggett vs. Ranked Teams

Opponent	Top 25	Top 10	Top 5	#1
Alabama	2-0	1-0	1-0	1-0
Arkansas	3-1	1-0		
Auburn	6-6	2-2		
Baylor	1-2	1-2		
Cal State Fullerton	0-1	0-1	0-1	
Cal State Northridge	1-1			
California-Irvine	3-0			
Central Florida	1-3			
Charleston, College of	3-0			
Coastal Carolina	5-0	2-0		
East Carolina	3-1			
Florida State	25-31	21-29	15-21	1-4
Georgia	2-4	1-2		
Georgia Southern	0-2			
Georgia Tech	26-21	19-15	9-6	2-1
James Madison	2-0			
Kansas	2-1			
Louisiana-Lafayette	0-1	0-1		
Miami (FL)	13-9	9-9	6-5	0-2
Mississippi State	2-2	2-0		
Nebraska	1-0	1-0		
North Carolina	14-10	6-5	0-1	
N.C. State	17-7			
Notre Dame	0-1			
Oklahoma State	1-1	1-1		
Old Dominion	6-0			
Oral Roberts	2-0			
Rice	1-1	1-1		
San Jose State	1-0	1-0		
South Alabama	0-1			
South Carolina	17-20	14-15	7-12	1-1
South Florida	1-2			
Southern California	0-1	0-1	0-1	
Stanford	0-2	0-2	0-1	0-1
Tennessee	9-3	7-2	2-1	
Texas A&M	1-2	1-2	1-2	
Virginia	1-2	1-2		
Wake Forest	10-8	3-1	3-1	
Washington	2-1			
Winthrop	0-1			
Totals	184-149	95-93	44-52	5-9

Note: Only includes records as Clemson's head coach; **bold** denotes 2008 opponent.

4-14-06	Georgia Tech	14-11-10	A	7-6
5-12-06	Florida State	17-15-13	H	9-1
5-13-06	Florida State	17-15-13	H	⁽¹⁰⁾ 4-3
5-14-06	Florida State	17-15-13	H	11-2
5-16-06	College of Charleston	21-NR-NR	H	1-0
5-18-06	Wake Forest	NR-22-NR	H	26-1
5-19-06	Wake Forest	NR-22-NR	H	6-0
5-20-06	Wake Forest	NR-22-NR	H	7-3
5-25-06	Georgia Tech	11-16-7	N12	3-2
5-27-06	Georgia Tech ⁽²⁾	11-16-7	N12	16-11
5-28-06	N.C. State	NR-NR-25	N12	8-4
6-9-06	Oral Roberts	19-14-NR	H	11-8
6-10-06	Oral Roberts	19-14-NR	H	6-5
6-16-06	Georgia Tech	7-7-4	N3	8-4
3-7-07	Coastal Carolina	17-NR-25	H	4-0
4-22-07	Virginia	6-8-7	H	2-1
4-25-07	South Carolina	9-10-5	H	14-5
4-27-07	Georgia Tech	24-19-NR	H	⁽¹³⁾ 3-2
4-28-07	Georgia Tech	24-19-NR	H	10-3
5-12-07	Florida State	2-2-2	A	7-6
5-13-07	Florida State	2-2-2	A	11-6
5-23-07	Miami (FL)	NR-25-NR	N12	⁽¹³⁾ 5-4
5-26-07	Florida State	3-3-4	N12	5-1
6-3-07	Coastal Carolina	10-12-12	A	11-8
6-4-07	Coastal Carolina	10-12-12	A	15-3

N1 - Honolulu, HI; N2 - Greenville, SC; N3 - Omaha, NE; N4 - Las Vegas, NV; N5 - Saint Petersburg, FL; N6 - Kissimmee, FL; N7 - Fort Mill, SC; N8 - Durham, NC; N9 - Lake Buena Vista, FL; A10 - Kingston, NC; N11 - Salem, VA; N12 - Jacksonville, FL; Note: Rankings by **Baseball America**, **Collegiate Baseball**, **Sports Weekly**; home wins in **bold**.

Leggett vs. All Competition



Opponent	Overall	Pct.	UV	WCU	CU
Alabama	2-0	1.000			2-0
American	1-0	1.000	1-0		
Appalachian State	21-10	.677		18-10	3-0
Arkansas	3-1	.750			3-1
Arkansas State	1-0	1.000			1-0
Auburn	13-20	.394		6-12	7-8
Augusta	1-1	.500		1-1	
Austin Peay State	2-1	.667		2-1	
Baylor	1-2	.333			1-2
Birmingham-Southern	2-0	1.000			2-0
Boston College	5-3	.625	1-1		4-2
Bridgeport	1-1	.500	1-1		
California	1-2	.333			1-2
California State-Fullerton	0-1	.000			0-1
California State-Northridge	1-1	.500			1-1
California-Irvine	3-0	1.000			3-0
Campbell	16-17	.485		16-17	
Carson-Newman	11-4	.733		11-4	
Central Florida	2-3	.400			2-3
Charleston Southern	8-0	1.000			8-0
Charleston, College of	12-0	1.000			12-0
Charlotte	2-5	.286		1-4	1-1
Citadel, The	38-15	.717		31-14	7-1
Clarkson	6-0	1.000	6-0		
Clemson	3-15	.167		3-15	
Coastal Carolina	23-4	.852			23-4
Connecticut	5-4	.556	5-4		
Creighton	1-1	.500		1-1	
Dartmouth	2-0	1.000	2-0		
Davidson	22-11	.667		21-11	1-0
Delaware	1-0	1.000			1-0
Duke	34-10	.773			34-10
East Carolina	5-10	.333		0-3	5-7
East Tennessee State	20-6	.769		17-6	3-0
Eastern Connecticut State	0-3	.000	0-3		
Eastern Kentucky	15-8	.652		15-8	
Elon	7-7	.500		1-3	6-4
Fairfield	3-4	.429	3-4		
Florida	3-9	.250		3-9	
Florida Atlantic	1-1	.500			1-1
Florida International	2-3	.400		2-3	
Florida State	25-31	.446			25-31
Fresno State	1-1	.500			1-1
Furman	41-11	.788		29-7	12-4
Gardner-Webb	3-0	1.000			3-0
George Mason	8-1	.889			8-1
Georgia	22-24	.478		3-12	19-12



Jack Leggett faced his alma mater (Maine) 15 times as head coach of Vermont from 1978-82.

Georgia Southern	17-11	.607	6-6	11-5	Old Dominion	19-2	.905	1-0	18-2
Georgia Tech	33-29	.532	3-5	30-24	Oral Roberts	3-0	1.000		3-0
Grand Canyon	2-0	1.000		2-0	Oregon State	2-2	.500		2-2
Hawaii	1-0	1.000		1-0	Pacific	3-0	1.000		3-0
Hawaii-Hilo	3-0	1.000		3-0	Piedmont	4-1	.800	4-1	
High Point	16-4	.800	15-4	1-0	Princeton	1-0	1.000		1-0
Holy Cross	3-2	.600	3-2		Providence	2-3	.400	2-2	0-1
Illinois	1-1	.500	0-1	1-0	Purdue	4-0	1.000	1-0	3-0
Indiana State	0-1	.000	0-1		Radford	3-1	.750	3-1	
Iona	0-2	.000	0-2		Rhode Island	2-6	.250	2-6	
Jacksonville	1-0	1.000		1-0	Rice	2-2	.500		2-2
James Madison	10-2	.833	0-2	10-0	Richmond	2-1	.666		2-1
Kansas	2-1	.667		2-1	Saint John's	2-0	1.000	1-0	1-0
Kansas State	3-0	1.000		3-0	Saint Lawrence	2-3	.400	2-3	
Kentucky	3-0	1.000		3-0	Saint Michael's	8-0	1.000	8-0	
La Salle	0-1	.000	0-1		San Jose State	1-0	1.000		1-0
Lewis-Clark State	0-1	.000		0-1	Seton Hall	2-0	1.000		2-0
Liberty	4-3	.571	3-0	1-3	Siena	3-2	.600	1-2	2-0
Louisiana-Lafayette	0-1	.000		0-1	Slippery Rock	2-0	1.000	2-0	
Maine	16-17	.485	2-13	1-4	South Alabama	2-2	.500		2-2
Marshall	8-5	.615	8-5		South Carolina	31-31	.500	3-8	28-23
Maryland	38-6	.864		38-6	South Carolina-Aiken	0-3	.000	0-3	
Massachusetts	5-4	.556	5-4		South Carolina-Upstate	6-2	.750	6-2	
Memphis	2-1	.667		2-1	South Florida	2-2	.500		2-2
Mercer	2-1	.667		2-1	Southeastern Massachusetts	0-1	.000	0-1	
Miami (FL)	14-12	.538	0-1	14-11	Southern California	0-1	.000		0-1
Middle Tennessee	3-2	.600	1-2	2-0	Stanford	0-2	.000		0-2
Middlebury	7-1	.875	7-1		Stetson	3-0	1.000		3-0
Milligan	4-0	1.000	4-0		Stonehill	2-0	1.000	2-0	
Mississippi State	4-4	.500	1-2	3-2	Tennessee	11-8	.579	2-5	9-3
Missouri State	2-1	.667		2-1	Tennessee Tech	4-0	1.000	2-0	2-0
Morehead State	3-0	1.000		3-0	Texas A&M	1-3	.250	0-1	1-2
Navy	1-0	1.000		1-0	Texas State	0-1	.000		0-1
Nebraska	1-0	1.000		1-0	Texas Tech	1-2	.333		1-2
Nevada	1-1	.500		1-1	Texas-Arlington	1-0	1.000		1-0
Nevada-Las Vegas	4-4	.500		4-4	Virginia	32-18	.640	2-0	30-18
New Hampshire	5-4	.556	4-4	1-0	Virginia Commonwealth	2-0	1.000	2-0	
New York Tech	3-0	1.000		3-0	Virginia Military	12-2	.857		12-2
Newberry	3-0	1.000	3-0		Virginia Tech	12-4	.750	1-3	11-1
North Adams State	4-0	1.000	4-0		Wake Forest	36-14	.720	1-1	35-13
North Carolina	28-18	.609		0-3	Washington	2-1	.667		2-1
North Carolina A&T	1-0	1.000		1-0	West Chester State	0-2	.000	0-2	
North Carolina State	40-34	.541	7-18	33-16	West Virginia	2-0	1.000		2-0
North Carolina-Asheville	17-2	.895	14-2	3-0	Western Carolina	23-6	.793		23-6
North Carolina-Wilmington	6-0	1.000		6-0	Western Kentucky	2-0	1.000	2-0	
Northeastern	2-2	.500	2-2		Westfield State	0-1	.000	0-1	
Northwestern	2-0	1.000		2-0	William & Mary	3-0	1.000		3-0
Norwich	8-1	.889	8-1		Winthrop	9-3	.750	3-0	6-3
Notre Dame	0-1	.000		0-1	Wofford	15-2	.882	7-2	8-0
Ohio	9-1	.900	3-0	6-1	Totals	1026-572	.642	75-61	302-229
Ohio State	2-3	.400	2-2	0-1					649-282
Oklahoma State	1-3	.250	0-2	1-1					

Note: **Bold** denotes 2008 opponent.

Leggett's Milestone Wins

Overall			
Win	Date	Opponent	Score
*1	4-21-1978	Connecticut	12-4
^100	5-1-1983	The Citadel⁽²⁾	(8)2-1
^200	4-13-1986	The Citadel	12-4
^300	4-22-1989	Appalachian State	11-10
400	3-23-1994	Hawaii	7-3
500	3-8-1996	Virginia Tech	8-4
600	3-14-1998	Maine⁽²⁾	19-11
700	4-23-2000	Duke	12-8
800	5-13-2002	Virginia	5-3
900	3-26-2005	Maryland ⁽¹⁾	⁽¹³⁾ 6-4
1000	3-25-2007	Maryland	5-0
1026	6-4-2007	Coastal Carolina	15-3

Clemson			
Win	Date	Opponent	Score
1	2-12-1994	Western Carolina ⁽¹⁾	3-1
100	4-29-1995	Georgia Tech	6-1
200	5-14-1997	Wake Forest	8-6
300	3-8-2000	William & Mary	10-6
400	3-27-2002	Coastal Carolina	6-2
500	4-25-2004	N.C. State	9-6
600	5-25-2006	Georgia Tech	3-2
649	6-4-2007	Coastal Carolina	15-3

* - as Vermont's head coach; ^ - as Western Carolina's head coach; Note: Home games in **bold**.



Leggett's Coaching Tree

Leggett's Legacy



Coch	Current/Last Team	Title	*Year(s)	^Player	^Coach
Erik Bakich	Vanderbilt	Assistant Coach	2003-08		2002
Andy Barlow	MIT	Head Coach	2004-08	1982	
Scott Berney	Southern Connecticut	Assistant Coach	2005,06	2000	
Tim Corbin	Vanderbilt	Head Coach	2003-08		1994-02
Bill Currier	Vermont	Head Coach	1988-08	1979-81	1985,86
Kevin Erminio	Kennesaw State	Assistant Coach	2007,08		1996-98
Jim Farrell	Vermont	Assistant Coach	2008	1979-81	
Ben Hall	Wingate	Assistant Coach	2008	2005,06	2007
Mike Hampton	Saint John's	Assistant Coach	2001-08	1994	1999
Rodney Hennon	Georgia Southern	Head Coach	2000-08	1990,91	
Jeff Hourigan	New Haven	Assistant Coach	2006-08	2002,03	
Bill Jarman	East Carolina	Assistant Coach	2007,08		1989-91
Keith LeClair	East Carolina	Head Coach	1997-02	1985-88	1989-91
Gregg Kilby	Maryland	Assistant Coach	2001-04		1994,95
Bradley LeCroy	Tennessee	Assistant Coach	2008	1997-00	2003-05
Paul Menhart	Hagerstown (Nationals)	Assistant Coach	2007,08	1988-90	
Darryl Morhardt	George Washington	Assistant Coach	2005	1983	
Kevin O'Sullivan	Florida	Head Coach	2008		1999-07
John Pawlowski	College of Charleston	Head Coach	2000-08		1994-98
Todd Raleigh	Tennessee	Head Coach	2008	1988-91	
Mike Rhue	Northern Colorado	Assistant Coach	2007,08	1998,00	
Keith Shumate	North Carolina A&T	Head Coach	1999-08	1986-88	
Todd Sinicki	Binghamton	Head Coach	1993-08	1987,88	
Mike Tidick	Georgia Southern	Assistant Coach	2000-08	1990,91	
Russell Triplett	South Carolina-Upstate	Assistant Coach	2008	2001-04	2006
Adam Walker	University of the Cumberlands	Assistant Coach	2007,08	2003,04	

* - at current/last school; ^ - under **Jack Leggett** as a head coach; Note: Current coaches in **bold**.



Tim Corbin

Vanderbilt Head Coach (2003-08)
Clemson Assistant Coach (1994-02)



Bill Currier

Vermont Head Coach (1988-08)
Western Carolina Assistant Coach (1985,86)
Vermont Player (1979-81)



Rodney Hennon

Georgia Southern Head Coach (2000-08)
Western Carolina Player (1990,91)



Kevin O'Sullivan

Florida Head Coach (2008)
Clemson Assistant Coach (1999-07)



John Pawlowski (left), Tim Corbin (center), and Kevin Erminio (right) were Tiger assistant coaches under Jack Leggett between 1996-98.



John Pawlowski

College of Charleston Head Coach (2000-08)
Clemson Assistant Coach (1994-98)



Todd Raleigh

Tennessee Head Coach (2008)
Western Carolina Player (1988-91)

Associate Head Coach Tom Riginos



Tom Riginos is in his sixth year with the Tiger program as the hitting and outfielders coach. He also carries the title of associate head coach. Riginos (pronounced rih-JEEN-uhs), who will turn 40 on April 5 when Clemson plays host to Wofford, coached nine seasons as Stetson's recruiting coordinator from 1994-02, where he also coached the hitters and outfielders. He was responsible for all aspects of the Hatter junior varsity team as well.

While at Stetson, he recruited eight classes that gained national recognition. His 2002 class included three all-state performers and three highly-rated prospects from the Central Florida area. He also recruited six All-Americans and 10 freshman All-Americans during his tenure with the Hatters.

Riginos has continued the Tigers' recent success of recruiting top talent from the state of Florida, including the unanimous 2002 National Player-of-the-Year Khalil Greene (Key West). Riginos was a big reason the Tigers signed Andy D'Alessio, a 10th-round draft pick in 2003, along with recent Tigers Stephen Clyne, David Kopp, and Marquez Smith.

In his first season as the hitting coach at Clemson in 2003, the Tigers batted .309 and sported a consistent lineup from top to bottom. All four starting infielders were named First or Second-Team All-ACC. The Tigers also led the conference in batting average (.326) in ACC regular-season games, 19 points higher than second-place Georgia Tech.

In 2004, he coached Brad McCann to one of the best offensive seasons by a Tiger in recent history when the third-baseman hit .379 with 16 homers and 65 RBIs. The 2004 Tigers also hit 73 homers, 149 doubles, and stole 77 bases.

The 2005 season saw two Tiger hitters earn All-America honors under Riginos' watch. Kris Harvey was a First-Team ABCA All-American when he hit 25 homers (tied for second-most in the nation) with 70 RBIs. Taylor Harbin earned second-team All-America honors as a freshman when he hit 28 doubles (second-most in the nation), 10 homers, and 63 RBIs. The consistency showed in the fact that no Tiger hit over .350,

but the team still batted .305 with 76 home runs.

In 2006, Clemson was 19th in the nation in homers per game with 80 in 69 games during its ACC Championship and College World Series season. Under his tutelage, outfielder Tyler Colvin went from being undrafted out of high school to being a first-team All-American thanks to hitting .356 with 13 homers and 70 RBIs. Colvin was also the #13 overall pick of the 2006 draft. D'Alessio was a first-team All-American as well after hitting 23 home runs with 85 RBIs.

The 2007 Tigers sported a veteran lineup, led by Brad Chalk with a team-best .366 batting average and .483 on-base percentage. Marquez Smith added a .336 batting average, 13 homers, and 56 RBIs, while D'Alessio totaled 17 homers, giving him a school-record-tying 59 career long balls. Riginos also helped catcher Doug Hogan go from relative obscurity during his first two seasons to a .350 batting average along with 13 home runs and 46 RBIs in 2007.

The 2007 season allowed Riginos to coach his son Ben, a freshman who hit .258 with five homers and 20 RBIs in 58 games (46

starts). Ben is slated to be the everyday starter at first base in 2008.

As hitting coach at Stetson, Riginos coached four of the top-five hitting teams in school history, including the 2001 squad that hit .324 with a school-record 78 homers. That team also was 24th nationally in batting average, 12th in slugging percentage, and 19th in home runs per game.

Riginos coached five All-Americans and five of the top hitters in Stetson history, including shortstop Kevin Nicholson, catcher Sammy Serrano, outfielder Frank Corr, and catcher Chris Westervelt. Under his guidance, all five won conference player-of-the-year honors along with multiple All-America accolades.

Nicholson was drafted by San Diego in the first round of the 1997 draft and made his Major League debut with the Padres in 2001. Serrano batted a school-



Associate Head Coach Tom Riginos is in his sixth season as Clemson's hitting instructor and outfielders coach.

record .457 in 1998 and was chosen in the second round that same year by the Giants.

Corr set school and conference records for career doubles (79), homers (53), RBIs (258), and total bases (562). He also set six single-season school records during the 2000 season when he batted .431 with 34 doubles, 18 home runs, and 98 RBIs. Westervelt had a .403 batting average with 18 homers and was a first-team Academic All-American.

Another Hatter Riginos recruited to Stetson in 2000 was third-baseman Brian Snyder, who became a first-round draft pick by the Athletics in 2003.

Riginos is no stranger to the Clemson program and Doug Kingsmore Stadium, as Stetson visited Tigertown for a three-game series in 1998.

Prior to his nine seasons at Stetson, Riginos spent two seasons as the top assistant coach and graduate assistant coach at Eastern Kentucky in Richmond, KY. He helped coach the Colonels to an Ohio Valley Conference second-place finish during the 1992 season while serving as the team's hitting and outfield coach. Prior to his stint at Eastern Kentucky, Riginos spent one season on the coaching staff at his alma mater, Countryside High School in Clearwater, FL.

Riginos was a four-year letterman for the Hatters between 1987 and 1990, and he helped Stetson to three NCAA Regional appearances and three Trans America Athletic Conference championships. He played 225 games during his career and hit .279, while finishing as one of the top stolen-base leaders in Hatter history with 61. Riginos was also a team captain during the 1990 season.

The Clearwater, FL native earned his bachelor of arts degree in sports administration from Stetson in 1990. He later earned a master of science degree in physical education/sports administration from Eastern Kentucky in 1993, where he had a 3.36 GPA.

Riginos is married to the former Shaileen Kelley. The couple has twin girls, Alexandra and Grace, born November 22, 2000. Tom also has a son, Ben (20). Riginos was born April 5, 1968 in Tampa, FL.

Leggett Comments

"Tom has been a tremendously loyal and hard-working coach at Clemson. He works with our outfielders and hitters. He is very organized. He is one of the top hitting instructors who I have been around. He has a tremendous knowledge of what we all have to do to get our hitters to be the most productive they can be. I'm excited about what he brings to our program. We're a better team because he's on our staff."



Shaileen and Tom Riginos, Ben, and twin daughters Alexandra and Grace

The Riginos File

Full Name: Thomas Anthony Riginos
Born: April 5, 1968 in Tampa, FL
Education: Bachelor of arts in sports administration at Stetson (1990); master of science in physical education/sports administration at Eastern Kentucky (1993)
Playing Experience: Four-year letterman at Stetson (1987-90)
Coaching Experience: Assistant coach at Countryside (FL) High School (1991); graduate assistant coach at Eastern Kentucky (1992,93); assistant coach at Stetson (1994-02); assistant head coach at Clemson (2003-07)
Family: Wife, Shaileen; the couple has twin girls, Alexandra and Grace (7); Tom has a son, Ben (20)



Assistant Coach Kyle Bunn



Kyle Bunn is in his first season on the Clemson coaching staff. Bunn replaced Kevin O'Sullivan, who became head coach at Florida in June of 2007, as Clemson's pitching coach.

A former pitcher at The Citadel, Bunn completed his first season as a full-time assistant at Mississippi in 2007 after serving five seasons as the Rebels' volunteer coach. In his six years working with the pitchers, Mississippi had 16 hurlers drafted by Major League teams, eight of which had not been drafted previously.

From 2004-07, all four Rebel teams hosted an NCAA Regional, including an SEC Western Division title in 2005. The 2003 team played in the Houston (TX) Regional at Rice. The 2003 pitching staff had five freshmen who all pitched at least 50 innings, while the team led the SEC with a 3.45 ERA. The 2002 team had three pitchers drafted as well.

During the 2006 season, Bunn saw one of his biggest challenges as a pitching coach, as the Rebels replaced the entire starting rotation from the 2005 season. Mississippi lost four pitchers and a pair of two-way players who both earned All-America honors on the way to leading the Rebels to within

one out of an appearance in the College World Series.

The 2007 season saw the Rebels emerge as one of the top pitching staffs in the SEC under Bunn's tutelage. Mississippi had a 3.58 ERA overall (second-best in the SEC and 17th-best in the nation), but its 3.37 ERA during the regular season was best in the SEC and ninth-best in the nation. Mississippi's 8.6 strikeouts per nine innings pitched was also the ninth-best mark in the country in 2007.

Lance Lynn and Will Kline claimed the top-two spots on the school's single-season strikeout list with 146 and 134, respectively. The Rebels saw three pitchers claim All-SEC honors, as Lynn and sophomore Cody Satterwhite were named Second-Team All-SEC, and Nathan Baker was named to the All-Freshman team. Baker was also named a freshman All-American by **Collegiate Baseball**, one of three freshman All-Americans Bunn coached at Mississippi. Lynn and Satterwhite were also selected to represent the United States as part of USA Baseball's National team in the summer of 2007. They were two of three Rebel hurlers Bunn sent to USA Baseball.

Three Mississippi hurlers heard their names called in the 2007 draft, as Kline (second round, Devil Rays), Craig Rodriguez (28th round, Rockies), and Scott Bittle (48th round, Yankees) were all selected in June.

Prior to Mississippi, Bunn spent the 2001 season as an assistant coach at Jefferson Davis Community College in Brewton, AL, where he worked as the pitching coach and recruiting coordinator. Bunn also helped coach Jefferson Davis Community College to the NJCAA Division II Region 22 Southern Division Championship.

A 1999 graduate of The Citadel with a bachelor of science degree in business administration and minor in law & legal processes, the 31-year-old was a three-year letterwinner for the Bulldogs, earning the team's Ace Pitching Award in 1999. He helped The Citadel to back-to-back Southern Conference titles in both 1998 and 1999, and he was a Southern Conference Academic Honor Roll member. Bunn started for the Bulldogs in the 1999 Southern Conference Tourney Championship game against Western

Bunn's Opening Pitch

"I am extremely excited about having the opportunity to join the Clemson Tiger baseball program. The opportunity to work with the players and coaches here has been rewarding and will continue to be in the future.

"I believe in order to perform at the highest level in college baseball, our pitchers must have high expectations. High expectations beat low reality. We believe that our pitchers must have a set 'system' that they must follow, and they must expect the most out of themselves and our team as well. Our system here will fully enable them to grow and mature, not only as pitchers but as student-athletes.

"We spent a lot of time this fall learning a pitching system that is a proven winner at the highest level of college baseball. The system is simple...it is based upon a set verbiage, mechanical drills, conditioning, and a mentally-tough approach that will allow our pitchers to compete for a National Championship.

"Our pitchers did an outstanding job last fall of building a relationship with me and this system. They have worked extremely hard on learning what Coach **Leggett** and I expect out of them on a daily basis. I am fortunate to have been left with a pitching staff that was developed very well by **Kevin O'Sullivan** and Coach **Leggett**. They have been using what they learned from our program in the past and combined that with what I brought with me from Ole Miss.

"I am extremely honored to have the opportunity to work with our pitching staff on a daily basis. They are a group of men that we as coaches know will compete with passion and desire every time they have the opportunity to toe the rubber. With this passion and desire, they will have a 'system' instilled in them that will allow us to compete for a National Championship. I look forward to the journey ahead."

Leggett Comments

"Kyle is our first-year pitching coach. He brings a lot of enthusiasm to our team. He is an extremely hard worker and is very organized. He has a positive approach to the pitchers, but yet he has a hard enough edge for them to be in that competitive mode all the time. We are excited about having him after coming from Mississippi and its fine program. I think he is going to do a great job with our pitchers."



Kyle Bunn is in his first season as Clemson's pitching coach. He spent the previous six seasons as an assistant coach at Mississippi, where he coached 16 pitchers who were selected in the Major League draft.

Carolina, as he struck out 11 batters in a complete-game victory.

Bunn is no stranger to Clemson and Doug Kingsmore Stadium. On March 25, 1998, he made a relief appearance against the Tigers. Then two years later to the day in 2000, he pitched 4.0 innings in a starting role against the Tigers at Doug Kingsmore Stadium. His 1998 team played in the NCAA East Regional at Clemson, while his 1999 squad played in the NCAA Tallahassee (FL) Regional.

Bunn was a cadet captain and regimental liaison for baseball to the South Carolina Corps of Cadets. He was also a recipient of the Joseph T. Isaac, Jr. Memorial Scholarship during his time at The Citadel.

Bunn, who is single, was born Kyle Stone Bunn on November 8, 1976 in Georgetown, SC. He is a distant relative of former Tiger slugger Michael Johnson (2000-03), who also hails from Georgetown, SC, and played for Johnson's father (Mike) at Georgetown High School.

The Bunn File

Full Name: Kyle Stone Bunn
Born: November 8, 1976 in Georgetown, SC
Education: Bachelor of science in business administration at The Citadel (1999)
Playing Experience: Three-year letterman at The Citadel (1998-00)
Coaching Experience: Assistant coach at Jefferson Davis Community College (2001); volunteer assistant coach at Mississippi (2002-06); assistant coach at Mississippi (2007)
Family: Single

Volunteer Assistant Coach Toby Bicknell



Toby Bicknell is in his second season with the Tiger coaching staff in 2008. Bicknell (pronounced BIHK-nuhl) serves as volunteer coach, working primarily with infielders and hitters along with coordinating summer camps. He is also Clemson's first-base coach.

In his first season at Clemson in 2007, Bicknell helped coach one of the best infields in Tiger history, led by first-baseman Andy D'Alessio, shortstop Taylor Harbin, and third-baseman Marquez Smith. Smith was a First-Team All-ACC selection who hit .336 with 13 homers and 56 RBIs, while D'Alessio batted .319 with 17 home runs and 50 RBIs. Harbin added 19 doubles, 11 homers, and a team-high 62 RBIs as well.

The 2007 Tigers had another successful season, as they advanced to the Starkville (MS) Super Regional after capturing the Myrtle Beach (SC) Regional title. Another reason for Clemson's success that season was its .971 fielding percentage, one of the best marks in school history, after committing just 74 errors in 64 games. That high mark was attained even though starting shortstop Stan Widmann was lost early in the season due to injury.

The Charlotte, NC native lettered three times at Charlotte Christian School from 1995-97. He earned all-conference honors as a junior, and as a senior, he was an all-state, All-Mecklenburg County, and all-conference selection



Toby Bicknell is in his second season as Clemson's volunteer assistant and first-base coach.

under Head Coach Greg Simmons. He was also the starting quarterback on the football squad as a senior.

Between 1998-00, Bicknell served as an assistant coach at Providence Senior High School in Charlotte. He then lettered one season (2002) at Wingate, where he played third base under Head Coach Bill Nash.

The 29-year-old spent two seasons (2003,04) as an assistant coach at Myers Park High School in

Charlotte. The 2003 team was runnerup in the AAAA state tournament. The 2004 team made the playoffs as well.

During his two seasons with the Myers Park High School program, Bicknell coached righthander Robert Woodard (North Carolina), who pitched a three-hit shutout against Clemson in the 2006 College World Series and also pitched in the 2007 College World Series for the Tar Heels. Bicknell also coached Rob Wilson, who later played at Davidson, and Logan Smith, who went on to play at North Carolina-Greensboro.

Bicknell served as an assistant coach at North Carolina-Pembroke during the 2005 and 2006 seasons. The program had back-to-back 30-win seasons for the first time in school history during his two years with the Braves.

During the 2005 season, the North Carolina-Pembroke squad reached as high as #7 in the country in the Division II rankings as an assistant under Head Coach Paul O'Neil. The season also included a three-game sweep of #4 North Florida.

The 2006 squad set or tied eight school records, including victories (32), batting average (.322), hits (611), doubles (106), triples (21), home runs (44), and runs scored (402). That team also finished in the top five in the conference in seven offensive categories.

Six of the starters in 2006 batted .315 or better, including First-Team All-Peach Belt first-baseman Barrett Otto, who hit .378 and set the school record for hits in a season (74). Otto along with outfielder Tripp Lockhart were both Academic All-Americans. Shortstop Jason Morales, who hit .332 in 2006, was a Coastal Plain League All-Star and won the Home Run Derby as well.

In his nine years as a coach at the prep level, Bicknell coached a total of 30 players who went on to play college baseball, including six ACC players, seven Southern Conference players, and two draft picks.

Bicknell, who wears #2 at Clemson, earned his bachelor's degree in physical education at Wingate in 2002. Bicknell later earned a master's degree in sports administration at North Carolina-Pembroke in 2006.

Bicknell was born November 15, 1978 in Houston, TX. He and his wife Faith, a native of Fayetteville, GA, married on August 4, 2007.

Leggett Comments

"Toby is in his second season as our volunteer coach. He is an extremely hard worker, and he is very loyal and knowledgeable. He works with our infielders and hitters. He is paying his dues. He's a great coach and will be an asset to someone's program when he gets a full-time job. He contributes in many ways toward our success. We are lucky to have him in our program."



Faith and Toby Bicknell

The Bicknell File

Full Name: Toby Nicholas Bicknell
Born: November 15, 1978 in Houston, TX
Education: Bachelor's degree in physical education at Wingate (2002); master's degree in sports administration at North Carolina-Pembroke (2006)
Playing Experience: One-year letterman at Wingate (2002)
Coaching Experience: Assistant coach at Providence (NC) Senior High School (1998-00); assistant coach at Myers Park (NC) High School (2003,04); graduate assistant coach at North Carolina-Pembroke (2005,06); volunteer assistant coach at Clemson (2007)
Family: Wife, Faith



Director of Baseball Operations Brad Owens



Brad Owens is in his first season with the program, serving as the director of baseball operations. The 24-year-old native of Barnwell, SC attended nearby Anderson (SC) University, where he was a four-time letterman.

At Anderson, the righthanded middle reliever lettered from 2003-06 and served as team captain as a senior. In his four-year career, he made 52 appearances (one start) and pitched 73.0 innings.

In both 2005 and 2006, he won the Trojan Challenge, the squad's offseason conditioning competition. Owens was also a member of the Carolinas-Virginia Athletic Conference All-Academic team as a senior and Dean's List student for three years.

During his playing days, Owens worked in a variety of roles at Anderson. He was a sports information department intern and later an assistant. He was also a residence advisor in the Anderson Residence Life Department.

The Owens File

Full Name: Bradley Robert Owens
Born: September 2, 1983 in Augusta, GA
Education: Bachelor of science degree in business management at Anderson (2006)
Playing Experience: Four-year letterman at Anderson (2003-06)
Family: Single

In the summer of 2006, Owens was an operations assistant for the Greenville Drive (A affiliate of the Boston Red Sox). He also served as a player development intern for the Red Sox during the 2007 season, including duties performed in spring training in Fort Myers, FL.

Owens currently is a graduate student at Clemson working toward his master's degree in human resource development. During the 2006-07 academic year, he served as an administrative graduate assistant for the Student-Athlete Enrichment Programs in Vickery Hall. He provided academic advising for student athletic staff members, including monitoring of grades, and assistance with registration, general guidance, and daily communication with coaching staffs.

Leggett Comments

"Brad is our first-year baseball operations director. We are excited about what he brings to our program. He has tremendous organizational and computer skills. He has baseball knowledge about how the program is run. He is very loyal and has handled a lot of tasks within our office to help us be more efficient with our program. And for that, we really appreciate the job he is doing."



Brad Owens is in his first season as the Tigers' director of baseball operations.

Owens, who had a 3.30 career GPA as an undergraduate, received a bachelor of science degree in business management at Anderson in May of 2006. He was born September 2, 1983 in Augusta, GA and is single.

Support Staff



Roberta Balliet
Administrative Assistant

Roberta Balliet is in her seventh year in the Clemson Athletic Department. She serves as administrative assistant for six sports, coordinates the Tiger Bat Girls, and is the housing coordinator for the athletic department.

Balliet, a native of Muncy, PA, served as an assistant in the athletic department at Muncy High, where she was head coach of the cheerleaders for many years. Her squads won numerous awards, locally, regionally, state-wide, and nationally. She also served as game manager for women's basketball and scorekeeper for men's basketball. She served as coach for the summer swim team as well.

Balliet owned and operated a Bed & Breakfast for several years. She served as President of the Muncy Area Chamber of Commerce, and she was a member of the Board of Directors of the Lycoming County Chamber of Commerce and the Muncy Business Association.

Balliet graduated from Muncy High School, where she was a cheerleader and member of the swim team. After graduation, she studied in Sweden, where she graduated from Kunghogskolan with a degree in humanities.

She is a widow and mother of two sons, Andy (Clemson '98 (deceased)) and Keith (36), and daughter-in-law Corina (34). Balliet is also a grandmother of two, Luke (6) and Ava (3).



Bobby Douglas
Director of Academic Services

Bobby Douglas, a native of South Toms River, NJ, has worked in the Clemson Athletic Department for the past 29 years, including the last 17 with the Student-Athlete Enrichment Programs in Vickery Hall. During the past 17 years, Douglas has served in many capacities with regards to his primary role as an academic advisor for the Student-Athlete Enrichment Programs.

Douglas, who served as the interim director for the Student-Athlete Enrichment Programs in 2002-03, was named Director of Academic Services for Student-Athletes in 2004. He is responsible for coordinating academic support for all of Clemson's student-athletes.

Douglas coordinates NCAA eligibility and oversees the Vickery Hall portion of the transfer process for all student-athletes. He also serves on the Orientation Advisory Board.

Douglas has the responsibility of academic advisor for the men's soccer team, a position he has held for 17 years. He is in his third season advising the Tiger baseball squad. He was a prime reason 14 baseball players had a 3.0 GPA or better during the fall, 2007 semester.

Douglas received both his bachelor of science and master's degrees from Clemson. He is married to the former Ann Skelton of Clemson, and they have two children, Mary and John.



Brian Hennessy
Associate SID

Brian Hennessy is in his seventh year as an associate sports information director at Clemson. The Clemson native previously worked as a student and graduate assistant in the sports information office for six years (1995-00).

Hennessy is responsible for all sports information operations for baseball and is the secondary contact for football. He has written and edited the baseball guide (1998-00, 03-08) and football guide (2002-07). He has received numerous honors from CoSIDA, including a #2 national ranking for his 2005 baseball guide and #4 national ranking for his 2000 baseball guide. The 2005 baseball media guide cover was rated best in the nation as well.

Hennessy, who also has been responsible for layout and editing of the football gameday programs since 2002, teamed with Tim Bourret to rank in the top-five in the country for both the program series and football media guide in 2002 and 2003.

Hennessy, 32, also worked as an engineer in Houston, TX from 2001-02, working for Kimley-Horn & Associates along with R.G. Miller Engineers.

He graduated from Clemson with a bachelor's degree in civil engineering ('98) and later received a master's degree in transportation engineering ('00). He also graduated from D.W. Daniel High School ('94), where he played baseball and basketball. He was born January 6, 1976 in Woodbury, NJ.

Tiger Bat Girls



Shannon Bagwell
Jr. • Laurens, SC



Callie Baxley
Jr. • Columbia, SC



Hannah Burbage
So. • Charleston, SC



Margaret Hearon
Jr. • Florence, SC



Sarah Camille Hipp
Fr. • Alexandria, VA



Austin Minus
So. • Summerville, SC



Laine Nimmo
Fr. • Alpharetta, GA



Kara Park
So. • Travelers Rest, SC



Amber Sargent
Jr. • Easley, SC



Megan VanBenschoten
Jr. • Charleston, SC



Caitlin White
Jr. • Fairfax, VA

Clemson Tiger Sports Network

Clemson Baseball will be broadcast over the airways in 2008 thanks to **Don Munson**, **Bob Mahony**, **Dan Scott**, and the Clemson Tiger Sports Network. The official Clemson sports network has broadcast a regular-season baseball package since 1991 and postseason games since the mid 1970s.

The Clemson Tiger Sports Network will broadcast 36 regular-season games in 2008. It will broadcast the 30 ACC games, the four games against South Carolina, and both games against Georgia. The network will also broadcast all postseason contests.

The broadcasts will begin 15 minutes prior to the start of each game, as it will have comments and strategies from Head Coach **Jack Leggett**.

Additionally, WCCP-FM (104.9) in Clemson will broadcast the other 20 regular-season games. **Scott** will handle the play-by-play duties. For a complete list of games on the radio, see page 1.



Don Munson Play-By-Play Announcer

Don Munson, play-by-play announcer, is in his fifth year with Tiger baseball. Munson re-joined the network in 2003 after serving for several years as network host in the mid-to-late 1990s. He has also served as the play-by-play announcer for Appalachian State and UNC Asheville basketball, while also calling Western Carolina football and basketball games.

Munson (46) was the sports director at WATA-AM in Boone, NC from 1984-87 and was later the sports director at WHKP-AM in Hendersonville, NC. He was also the play-by-play announcer for Lady Tiger basketball. The 1984 Appalachian State graduate is married to the former Elizabeth Ann Justus. The couple has a daughter Michelle (16).

CTSN Baseball Affiliates

City	Station	Frequency
Barnwell, SC	WDOG	1460 AM
Charleston, SC	WQSC	1340 AM
Clemson, SC	WCCP	104.9 FM
Clinton, SC	WPCC	1410 AM
Columbia, SC	WZMJ	93.1 FM
Newberry, SC	WKDK	1240 AM
Union, SC	WBCU	1460 AM

Note: Flagship station in **bold**.

CTSN Contact Information

All correspondence concerning network clearances, advertising, and formatting should be directed to **Robert Gahagan** via phone at (864) 654-5544 or via email at rgahagan@clemsontigersp.com.



Don Munson

Bob Mahony



Don Munson

Dan Scott





Radio/Television Roster



1 J.D. Burgess
INF • So. • Pickens, SC



2 Toby Bicknell
Volunteer Assistant Coach • 2nd Season



3 Jeff Schaus
OF • Fr. • Naples, FL



4 John Hinson
INF • Fr. • Asheville, NC



5 Mike Freeman
INF • So. • Orlando, FL



6 Stan Widmann
SS • *Jr. • Hurst, TX



7 Jack Leggett
Head Coach • 15th Season



8 Clinton McKinney
RHP • Jr. • Greenville, SC



9 D.J. Mitchell
RHP/OF • Jr. • Rural Hall, NC



10 Ben Paulsen
1B • So. • Acworth, GA



11 Tom Rigos
Associate Head Coach • 6th Season



12 Wilson Boyd
OF • *So. • Hickory, NC



13 Trent Rothlin
RHP • Fr. • Hickory, NC



15 Graham Stoneburner
RHP/INF • *Fr. • Richmond, VA



16 Kyle Bunn
Assistant Coach • 1st Season



17 John Nester
C • Fr. • Greer, SC



18 Addison Johnson
OF/LHP • So. • Pfafftown, NC



19 Alex Lee
OF • So. • Blythewood, SC



20 Matt Zoltak
LHP • So. • Philadelphia, PA



21 Matt Sanders
INF • Jr. • New Bern, NC



22 Matt Vaughn
RHP • Jr. • Summerville, SC



23 Justin Sarratt
RHP • So. • Gaffney, SC



25 Kyle Parker
C/INF • Fr. • Jacksonville, FL



26 Chris Epps
OF • Fr. • Stone Mountain, GA



27 Brock Schnabel
RHP • Sr. • Winter Haven, FL



30 Doug Hogan
C • *Sr. • Columbia, SC



32 Trey Delk
RHP • *Jr. • Elgin, SC



33 William Bond
LHP • *Jr. • Lawrenceville, GA



35 Craig Gullickson
LHP • Fr. • Palm Beach Gardens, FL



36 Casey Harman
LHP • Fr. • South Burlington, VT



37 Adam Ward
C • *Jr. • Hanahan, SC



40 Alex Martin
LHP • *Jr. • Charlotte, NC




42 Josh Thrailkill
RHP • So. • Arden, NC



43 Kyle Deese
RHP • Fr. • Inman, SC



45 Ryan Hinson
LHP • Jr. • Rock Hill, SC



Brad Owens
Director of Operations • 1st Season



Brian Ford
Student Equipment Manager • 1st Season



Mark Smith
Student Equipment Manager • 1st Season



Nate Johnson
Student Equipment Manager • 1st Season



Yasuaki Okawa
Graduate Athletic Trainer • 1st Season



David Helms
Strength Coach • 5th Season



Brian Hennessy
Baseball SID • 10th Season



Doug Hogan, C
2008 Co-Captain
2008 Preseason All-American





#33 William Bond

LHP • R-L • 5-10 • 180 • *Jr. • 1VL

Lawrenceville, Georgia
Greater Atlanta Christian School



Situational lefty who has been used out of the bullpen to retire

lefthanded batters during his one active season at Clemson...has played in the program for three years, but has been hampered by injury...has a good breaking ball...one of the top students in the classroom on the 2008 team; he is a two-time member of the ACC Academic Honor Roll...one of three Tigers on the 2008 team from the state of Georgia.

Bond's Career Highs

Total IP	1.0	many (3)	-----
Scoreless IP	1.0	many (3)	-----
Hits	2	many (3)	-----
Runs	2	South Carolina	4/25/07
Earned Runs	1	Georgia Tech	4/28/07
Walks	1	many (2)	-----
Strikeouts	2	Wofford	5/8/07

a chance to help our team this year. He is a junior lefthanded pitcher who works really hard, and I look for him to be a factor in this year's success."

2007 (Red-Shirt Sophomore)

Had a 2.25 ERA in five relief appearances (4.0 innings pitched)...allowed seven hits (all singles), three runs (one earned), and two walks with four strikeouts...Clemson had a 5-0 record in the games he appeared on the mound...had a .200 opponents' batting average with two outs...held opponents to 0-for-3 with runners in scoring



(2003-06) to Clemson.

Head Coach Jack Leggett on Bond

"William has been coming off injuries the last couple of years, but he seems to be healthy this season. He has a strong arm with a good curveball and has

position and two outs...did not allow an earned run and added four strikeouts in 3.2 innings pitched in non-ACC regular-season games...did not allow an earned run with three strikeouts in 1.2 innings pitched over two relief appearances against NCAA Tournament teams...pitched a scoreless sixth inning in relief with a strikeout against Gardner-Webb on Mar. 27; it was his first career outing...pitched 0.2 innings in relief against #5 South Carolina on Apr. 25; he allowed no earned runs and no walks...pitched 0.1 innings in relief against #19 Georgia Tech on Apr. 28...pitched 1.0 innings in relief against Wofford at Greenville, SC on May 8; he allowed no runs with two strikeouts and only allowed one hit in four at-bats with runners on base...pitched a perfect inning in relief against College of Charleston on May 15.

2006 (Red-Shirt Freshman)

Missed the season due to an arm injury.

2005 (Freshman)

Red-shirted...played for Keene in the NECBL in the summer, where he was 0-0 with an 0.93 ERA in 9.2 innings pitched (four relief appearances).

Before Clemson

Lettered four times in baseball at Greater Atlanta Christian School, where he was coached by Cliff Shelton...threw a school-record four no-hitters and five one-hitters...member of the state runnerup team as a junior...from the same high school that sent former punter Cole Chason

Personal

Two-time member of the ACC Academic Honor Roll...majoring in marketing...born William Alan Bond on Dec. 12, 1985 in Columbia, SC.

Atlanta-Area Tigers

Since **Jack Leggett** was named head coach at Clemson prior to the 1994 season, 15 players from the Atlanta, GA area have suited up for the Tigers. Major Leaguers **Kris Benson** and **Shane Monahan** are two of those 15. Atlanta is a hot-bed of baseball talent, and **Leggett**, Recruiting Coordinator **Tom Riginos**, and the rest of the coaching staff have always made the area a priority in recruiting. Three Tigers, **William Bond** (LHP), **Chris Epps** (OF), and **Ben Paulsen** (1B), are players on the 2008 team from the Atlanta area.

Atlanta Tigers (1994-08)

Player	Pos.	Year(s)	High School
Andy Taulbee	RHP	1992-94	Redan
Jeff Keppen	RHP	1993,94	Central Gwinnett
Shane Monahan	OF	1993-95	Wheeler
Mark Watson	LHP	1994,95	Marist
Kris Benson	RHP	1994-96	Sprayberry
James Harris	SS/2B	1997	Cartersville
Chad Bendinelli	RHP	2000-02	Lassiter
Jarrod Schmidt	OF/RHP/1B	2000-02	Lassiter
Pat Clayton	RHP	2003	Walton
Brad McCann	3B	2003,04	Duluth
John Ingram	INF/OF	2003-06	Chattahoochee
Drew Fiorenza	RHP	2005,06	Woodward
William Bond	LHP	2005-08	Greater Atlanta Christian
Ben Paulsen	1B	2007,08	Kell
Chris Epps	OF	2008	Dunwoody

Bond's Career Stats

Overall																						
Year	ERA	W-L	APP	GS	CG	SHO/CBO	SV	IP	H	R	ER	BB	SO	AB	O/BA	WP	HBP	BK	PO	A	E	Fld%
2007	2.25	0-0	5	0	0	0/0	0	4.0	7	3	1	2	4	20	.350	1	1	0	1	0	0	1.000
ACC Regular Season																						
Year	ERA	W-L	APP	GS	CG	SHO/CBO	SV	IP	H	R	ER	BB	SO	AB	O/BA	WP	HBP	BK	PO	A	E	Fld%
2007	27.00	0-0	1	0	0	0/0	0	0.1	2	1	1	1	0	3	.667	0	1	0	0	0	0	-----



#12 Wilson Boyd

OF • L-L • 5-8 • 175 • *So. • 1VL

Hickory, North Carolina
Hickory High School



Has good "pop" despite his 5'8" frame...one of the steadiest Tigers at

the plate...has the versatility to play either left or right field...has the ability to bat at the top of the lineup, either at the #1, #2, or #3 spots in the batting order...from the same hometown as Tiger freshman infielder John Hinson, although they attended different high schools...one of eight Tigers on the 2008 team from the state of North Carolina.

Boyd's Career Highs

Runs	3	many (2)	-----
Hits	3	many (3)	-----
Doubles	2	Georgia Tech	4/28/07
Home Runs	1	many (2)	-----
RBIs	4	South Carolina	4/25/07
Walks	2	many (2)	-----
Steals	1	College of Charleston	5/15/07

2007 (Red-Shirt Freshman)

Hit .285 with 39 runs scored, seven doubles, three triples, two homers, and 30 RBIs in 62 games (45 starts, including 39 in right field, four in left field, and two as the DH)...started 23 of the last 25 games after starting 22 of the first 39 games...his averaged dipped to .196 after the team's first 22 games, but

he hit .317 in his last 41 games...#2 batter in the lineup during the second half of the season; he started there a team-high 29 times...had two outfield assists...hit .339 with a .438 on-base percentage during non-ACC regular-season



Head Coach Jack Leggett on Boyd

"Wilson started for us in right field last year, but he will probably move to left field. He is a solid hitter at the top of the lineup. He has developed into a really good defensive player. He's getting better every time he is out there and his confidence level is improving. I can see him being a very good player for us this spring, and we're excited about how well he has come along as a baseball player."



games...reached 41.2 percent of the time as the leadoff batter of an inning...hit .316 with two outs...hit .343 with runners on base and two outs...hit .318 in 17 games off the bench...hit .321 on opponents' home fields...hit .338 in night games...hit a combined .353 in spots #5 through #9 in the batting order...was 3-for-8 (.375) with a triple and nine RBIs with the bases loaded...had 13 multi-hit games...had a 10-game hitting streak in April...hit a team-best .403 in April...received the Bob Bradley Award for being the MVP of the four-game series against South Carolina; he was 5-for-14 (.357) with four RBIs in four starts...scored a run in each of the five NCAA Tournament games...went 2-for-4 with two runs scored and an RBI in his first career game against George Mason on Feb. 16...went 2-for-2 with two walks and an RBI against High Point on Feb. 21...had a key two-run single against Duke on Mar. 18...came off the bench and went 2-for-2 with an RBI against Gardner-Webb on Mar. 27...came off the bench and went 2-for-3 with two runs scored, a team-season-high two triples, and three RBIs against Georgia on Apr. 4; the second triple came in the ninth inning with the Tigers down a run, as he later scored the tying run in Clemson's win...came off the bench and hit a two-run single at Virginia Tech on Apr. 7...went 3-for-4 at Wake Forest on Apr. 13; he was 5-for-9 in the series...went 3-for-5 against Elon on Apr. 24...went 2-for-4 with a triple, two runs scored, and four RBIs against #5 South Carolina on Apr. 25...hit a two-out, run-scoring single in the 10th inning to keep the Tigers alive, as Clemson went on to win 3-2 in 11 innings against #19 Georgia Tech on Apr. 27...hit two doubles with two RBIs against #19 Georgia Tech on Apr. 28...hit his first career home run at #2 Florida State on May 12...scored three runs and stole a base against College of Charleston on May 15...went 2-for-5 with a homer at N.C. State on May 19...went 3-for-5 with a double and three runs scored at #10 Coastal Carolina in the Myrtle Beach Regional on Jun. 3; he was 4-for-10 (.400) with two doubles and five runs scored in the regional.

gia Tech on Apr. 28...hit his first career home run at #2 Florida State on May 12...scored three runs and stole a base against College of Charleston on May 15...went 2-for-5 with a homer at N.C. State on May 19...went 3-for-5 with a double and three runs scored at #10 Coastal Carolina in the Myrtle Beach Regional on Jun. 3; he was 4-for-10 (.400) with two doubles and five runs scored in the regional.

2006 (Freshman)

Red-shirted...played for Thomasville in the Coastal Plain League in the summer, where he hit a team-best .324 with four homers, 31 RBIs, 37 runs scored, 24 walks, and seven stolen bases against only 17 strikeouts in 48 games (46 starts); he helped lead the team to the league title by going 8-for-21 (.381) in the Pettit Cup Tournament.

Before Clemson

Louisville Slugger All-American as a senior at Hickory High School...all-state selection as a junior and senior...all-region pick as a sophomore, junior, and senior...earned all-conference honors as a freshman, sophomore, junior, and senior...played in the North Carolina vs. South Carolina All-Star game...MVP of the Senior Games as a senior...conference player-of-the-year as a senior...had a career batting average of .438...lettered four times in baseball and once in football at Hickory High, where he was coached by David Craft.

Personal

Majoring in management...born Wilson Andrew Boyd on Oct. 28, 1986 in Charlotte, NC.

Boyd's Career Stats

Overall																							
Year	Avg	GP-GS	AB	R	H	2B	3B	HR	RBI	TB	Slg%	BB	HP	SO	GDP	OB%	SF	SH	SB	PO	A	E	Fld%
2007	.285	62-45	193	39	55	7	3	2	30	74	.383	17	1	31	1	.344	1	3	1-6	72	2	3	.961
ACC Regular Season																							
Year	Avg	GP-GS	AB	R	H	2B	3B	HR	RBI	TB	Slg%	BB	HP	SO	GDP	OB%	SF	SH	SB	PO	A	E	Fld%
2007	.280	29-22	100	17	28	4	0	2	14	38	.380	6	0	14	1	.321	0	2	0-1	42	1	2	.956





#1 J.D. Burgess

INF • R-R • 5-11 • 175 • So. • 1VL

Pickens, South Carolina
Pickens High School



Versatile infielder who hails from Pickens (SC) High School...not spec-

He plays extremely hard and has a great desire to win. He has some versatility in the infield, and I expect him to be someone who helps this team win in 2008."

2007 (Freshman)

Hit .236 with three doubles, a triple, homer, 16 RBIs, and a team-high 13 sacrifice bunts in 55 games (45 starts, including 44 at second base and one at shortstop)...the 13 sacrifice bunts were fourth-most in Clemson history...totaled a team-tying-high five bunt singles...became the

Burgess' Career Highs

Runs	2	many (3)	-----
Hits	2	many (7)	-----
Doubles	2	Florida State	5/26/07
Home Runs	1	College of Charleston	5/15/07
RBIs	3	many (2)	-----
Walks	2	many (2)	-----
Steals	1	Memphis	3/11/07

tacular but very steady in the field...can play second base, shortstop, or third base...one of the top Tiger hitters late in the 2007 season...one of 11 Tigers on the 2008 team from the state of South Carolina, but his hometown of Pickens is the closest of the 11 Palmetto State natives to Clemson and is only a 21-mile drive from Tigertown...two-time winner of the Omaha Challenge competition among position players.

Head Coach Jack Leggett on Burgess

"J.D. is a hard-working, tough player who was forced into action early on last year and did a good job. He was solid at second base. He is solid at the plate, and he knows how to execute and play the game.

everyday starter at second base during the second half of the season; regular second-baseman Taylor Harbin was moved to shortstop after shortstop Stan Widmann suffered a season-ending neck injury in late February and played only six games...started the last 18 games and 26 of the last 27 games after starting 19 of the team's first 37 games...was 16-for-47 (.340) in the last 14 games...hit .304 in 20 games against top-25 ranked teams...hit .308 with a .500 on-base percentage in neutral-site games...did not ground into a double play...had a .969 fielding percentage, committing just seven errors in 224 chances...went 22 games in a row (95 chances) without committing an error from the end of March to the end of April...hit a pinch-hit single in his first career plate appearance against George Mason on Feb. 16...starting for an injured Harbin, he had three RBIs, the first three of his career, against Duke on Mar. 18...went 2-for-3 with a triple, RBI, and sacrifice bunt at Maryland on Mar. 25...won the Omaha Challenge, the team's offseason endurance and condition competition, among position players in the fall of 2006...went 2-for-2 against #19 Georgia Tech on Apr. 29...went 2-for-2 at #2 Florida State on May 12...went 2-for-4 with his first career homer, two runs scored, and three RBIs against College of



Charleston on May 15...went 2-for-3 with two walks and the game-tying single with the Tigers trailing 4-3 in the 13th inning against #25 Miami (FL) in the ACC Tournament on May 23...went 2-for-4 with two doubles against #3 Florida State in the ACC Tournament on May 26; he was 4-for-10 (.400) with a .538 on-base percentage, two doubles, and three runs scored in the tournament...hit a double with two RBIs at #17 Mississippi State in the Starkville Super Regional on Jun. 9...played for Thomasville in the Coastal Plain League during the summer, where he batted .233 with a .343 on-base percentage in 28 games (27 starts) and pitched an inning on the mound; the HiToms captured the league championship.

Before Clemson

All-state selection as a senior at Pickens High School...#3 player in South Carolina by **Baseball America**...played on the 2005 Big League World Series Championship team...all-region pick as a sophomore and junior...hit .366 with six homers and 28 RBIs as a junior...USSSA 15-and-under All-American in 2003...lettered six times in baseball and once in football...coached by Stan Butler.

Personal

His father John Burgess, Jr. played baseball at North Greenville...majoring in secondary education...born John David Burgess on Sept. 16, 1987 in Greenville, SC.



Burgess' Career Stats

Overall																			
Year	Avg	GP-GS	AB	R	H	2B	3B	HR	RBI	TB	Slg%	BB	HP	SO	GDP	OB%	SF	SH	SB
2007	.236	55-45	140	21	33	3	1	1	16	41	.293	13	3	42	0	.312	1	13	1-2
ACC Regular Season																			
Year	Avg	GP-GS	AB	R	H	2B	3B	HR	RBI	TB	Slg%	BB	HP	SO	GDP	OB%	SF	SH	SB
2007	.250	27-23	68	7	17	0	1	0	10	19	.279	5	1	23	0	.307	1	5	0-1
21 Consecutive NCAA Tournament Appearances																			
Year	Avg	GP-GS	AB	R	H	2B	3B	HR	RBI	TB	Slg%	BB	HP	SO	GDP	OB%	SF	SH	SB
2007	.250	27-23	68	7	17	0	1	0	10	19	.279	5	1	23	0	.307	1	5	0-1



#45 Ryan Hinson

LHP • L-L • 6-2 • 215 • Jr. • 2VL

Rock Hill, South Carolina
Northwestern High School



Aggressive lefty who challenges hitters...has a 10-2 record and 3.04 ERA in 38 career appearances (15 starts)...in 112.2 innings pitched, he has yielded 96 hits (.234 opponents' batting average) and 57 walks with 91 strikeouts...has allowed more than two earned runs in just two of his 38 career appearances and one of his 15 career starts...named to the Brooks Wallace Award Watch List in the preseason.

Head Coach Jack Leggett on R. Hinson

"Ryan is one of our top returning pitchers. He is a junior who has pitched a lot of big innings and games during the last few years. I look for him to have a big year in 2008. In order for this team to get back to Omaha, he will be one of the key players helping us get there. He needs to have a great year and show some leadership qualities."

2007 (Sophomore)

Had a 6-2 record and 2.74 ERA in 19 appearances (14 starts)...in 82.0 innings pitched, he allowed 72 hits (.240 opponents' batting average) and 39 walks with 60 strikeouts...fifth in the

ACC in ERA and sixth in the ACC in opponents' batting average...was in the weekend rotation during most of the season before moving to the bullpen in the last month...allowed only three homers and eight stolen bases in 15 attempts...had a team-high three pickoffs...had a 5-2 record, 3.02 ERA, and .231 opponents' batting average in ACC regular-season games...had a 1-0 record, 2.53 ERA, and .189 opponents' batting average in 10.2 innings pitched in the postseason...had a 5-0 record, team-best 2.03 ERA, team-best .206 opponents' batting average, and did not allow a homer in 44.1 innings pitched against NCAA Tourney teams...had a 2.14 ERA and .164 opponents' batting average in 21.0 innings pitched against top-25 ranked teams...held lefthanded batters to a .158 batting average...had a team-best .189 opponents' batting average with run-

ners on base...had a team-best .176 opponents' batting average with two outs...did not allow any of his six inherited runners to score...had a 4-2 record and team-best 2.55 ERA as a starter...allowed more than two earned runs in only one of his 19 appearances...pitched 6.0 innings in a starting role, allowing four hits, one run, and one walk with five strikeouts at #4 South Carolina on Mar. 4...pitched 6.0 innings in a starting role, allowing three hits, one run, and two walks with six strikeouts to earn the win against Miami (FL) on Mar. 31...pitched 7.0 innings in a starting role, allowing nine hits, two runs, and no walks with eight strikeouts to earn the win at Wake Forest on Apr. 15...pitched 6.1 innings in a starting role, allowing one hit, no runs, and five walks with five strikeouts to earn the win against #6 Virginia on Apr. 22; the one hit came in the seventh inning...pitched 6.1 innings in a starting role, allowing just four hits and one run against Wake Forest in the ACC Tournament on May 25...pitched 1.2 innings

in relief, allowing one hit and no runs to earn the win at #10 Coastal Carolina in the Myrtle Beach Regional on Jun. 3; he entered the game with the bases loaded and one out in the sixth inning and kept the score tied by retiring both bat-

ters he faced...played for Chatham in the Cape Cod League in the summer, where he was 3-3 with a 4.58 ERA in seven starts; in 35.1 innings pitched, he allowed 38 hits and 12 walks with 35 strikeouts.

2006 (Freshman)

Had a 4-0 record and 3.82 ERA in 19 appearances (one start)...in 30.2 innings pitched, he allowed 24 hits (.216 opponents' batting average) and 18 walks with 31 strikeouts...only allowed more than one run in two of his 19 appearances...held righthanded batters to a team-best .175 batting average...had a 2-0 record, 2.03 ERA, and team-best .156 opponents' batting average in nine relief appearances (13.1 innings pitched) at home...held opponents to a team-best .160 batting average with runners in scoring position...in 18.2 innings pitched after the sixth in-

ning, he had an 0.96 ERA and .131 opponents' batting average...pitched 5.0 innings in relief to earn the victory, allowing two hits (both with two outs in the ninth inning), one run, and two walks with six strikeouts against Elon on Mar. 21...pitched a perfect inning with two strikeouts at #11 Miami (FL) on Apr. 2...in his first career start, he pitched 5.0 innings, allowing six hits, one run, and three walks with seven strikeouts at #1 South Carolina on Apr. 5...pitched 2.2 innings in relief, allowing one hit, no runs, and no walks with two strikeouts to earn the win against #13 Florida State on May 13...pitched 2.0 scoreless innings in relief, allowing one hit to earn the win against #4 Georgia Tech in the College World Series on Jun. 16.

Before Clemson

Region Player-of-the-Year as a senior at Northwestern High School...MVP of the North Carolina vs. South Carolina All-Star game at Myrtle Beach, SC as a senior...all-region pick three times...Upperstate Player-of-the-Year as a junior and senior...had a 10-0 record and 0.37 ERA as a senior...drafted in the 28th round (#858 overall pick) by the Boston Red Sox...member of the South Carolina Select team...played in the CABA World Series and Select Games, where he was the team MVP...lettered five times in baseball at Northwestern High School, where he was coached by Mitch Walters.

Personal

Majoring in sport management...born Ryan Marshall Hinson on May 12, 1987 in Rock Hill, SC.

R. Hinson's Career Highs

Total IP	7.0	Wake Forest	4/15/07
Scoreless IP	6.1	Virginia	4/22/07
Hits	9	Wake Forest	4/15/07
Runs	6	Boston College	(2)5/6/07
Earned Runs	5	many (2)	-----
Walks	6	Georgia Tech	4/29/07
Strikeouts	8	Wake Forest	4/15/07

R. Hinson's Career Stats

Overall																						
Year	ERA	W-L	APP	GS	CG	SHO/CBO	SV	IP	H	R	ER	BB	SO	AB	O/BA	WP	HBP	BK	PO	A	E	Fld%
2006	3.82	4-0	19	1	0	0/0	1	30.2	24	14	13	18	31	111	.216	3	3	0	0	3	0	1.000
2007	2.74	6-2	19	14	0	0/0	0	82.0	72	33	25	39	60	300	.240	7	7	1	0	22	1	.957
Totals	3.04	10-2	38	15	0	0/0	1	112.2	96	47	38	57	91	411	.234	10	10	1	0	25	1	.962

ACC Regular Season																						
Year	ERA	W-L	APP	GS	CG	SHO/CBO	SV	IP	H	R	ER	BB	SO	AB	O/BA	WP	HBP	BK	PO	A	E	Fld%
2006	3.95	2-0	9	0	0	0/0	1	13.2	8	6	6	5	13	48	.167	1	1	0	0	2	0	1.000
2007	3.02	5-2	10	8	0	0/0	0	47.2	40	22	16	25	35	173	.231	7	4	1	0	11	1	.917
Totals	3.23	7-2	19	8	0	0/0	1	61.1	48	28	22	30	48	221	.217	8	5	1	0	13	1	.929





#30 Doug Hogan

C • R-R • 6-3 • 215 • *Sr. • 3VL

Columbia, South Carolina
Irmo High School



Team co-captain in 2008...has improved behind the plate every year at

Clemson...preseason third-team All-American by **Collegiate Baseball**...a career .314 hitter with 16 doubles, 14 homers, and 53 RBIs in 109 games (65 starts)...ended 2007 on a 15-game hitting streak, therefore he will take that into 2008...has committed just five errors, three of which were on catcher's interference...one of only two seniors on the 2008 team and the only fifth-year senior on the team.

Head Coach Jack Leggett on Hogan

"In my opinion, Doug is the epitome of what Clemson baseball is all about. This is his fifth year in the program. Three of those years he waited patiently playing behind other players. Last year, he received his opportunity to start. He developed into one of the best catchers in the conference last season. His offensive skills keep getting stronger and stronger. He is our leader and one of our three team captains in 2008. I look for him to fulfill a tremendous leadership role for this team."

Hogan's Career Highs

Runs	3	many (3)	-----
Hits	3	many (7)	-----
Doubles	2	Florida State	5/13/07
Home Runs	2	many (2)	-----
RBIs	5	Elon	4/24/07
Walks	3	South Carolina	3/3/07
Steals	2	Virginia	4/22/07

2007 (Red-Shirt Junior)

Drafted in the 16th round (#497 overall pick) by the Cleveland Indians...won the Mitchell Award, given to the team MVP...hit .350 with 44 runs scored, 15 doubles, three triples, 13 homers, 46 RBIs, and nine steals in 63 games (62 starts, including 59 at catcher and three as the DH)...fifth in the ACC in home runs per game, sixth in total bases per game, and sixth in slugging percentage...led the team in total bases (142)...hit two game-winning homers in extra innings, the only two Tiger home runs in extra innings in 2007...hit .412 with seven doubles, a triple, eight homers, 25 RBIs, and a .478 on-base percentage in the last 26 games...hit .389 with the bases empty and .362 as the leadoff batter of an inning, both team-

highs...was 11-11 in getting a runner at third base home with an RBI with less than two outs...hit .433 in February and .600 in June...had 24 multi-hit games...had a 13-game hitting streak in March and ended the season on a 15-game hitting streak; those were the two longest hitting streaks by a Tiger in 2007...named to the Myrtle Beach Regional All-Tournament team after going 7-for-13 (.538) with a double, triple, and two RBIs in three games...was 12-for-20 (.600) with four runs scored, two doubles, a triple, two homers, five RBIs, a 1.100 slugging percentage, and .636 on-base percentage in five NCAA Tourney games; the .600 batting average was the best in Tiger history in an NCAA Tourney...went 3-for-5 with two homers and three RBIs against George Mason on Feb. 16...hit a three-run homer in the 10th inning in a 5-2 win at Virginia Tech on Apr. 8...went 2-for-3 with three runs scored, a grand slam, and solo homer against Elon on Apr. 24...led off the 11th inning with a walkoff homer against #19 Georgia Tech on Apr. 27...named

ACC Player-of-the-Week after he was 9-for-18 (.500) with six runs scored, three homers, six RBIs, and five walks in five games from Apr. 24-29...had two hits, including a double, and legged out an RBI

fielder's choice in the ninth inning to stay out of a double play, as the go-ahead run scored on the play at #2 Florida State on May 12...tripled with one out in the ninth and came around to score the tying run against Saint John's in the Myrtle Beach Regional on Jun. 1...went 3-for-5 with two RBIs at #10 Coastal Carolina in the Myrtle Beach Regional on Jun. 3...went 3-for-4 with a double, homer, and two RBIs at #17 Mississippi State in the Starkville Super Regional on Jun. 9; he was 5-for-7 with two homers, a double, and three RBIs in the super regional.

2006 (Red-Shirt Sophomore)

Batted .143 (4-for-28) with a double, homer, and six RBIs in 28 games (two starts, both at catcher)...went



2-for-2 off the bench with a double, his first career homer, and four RBIs against #22 Wake Forest on May 18.

2005 (Red-Shirt Freshman)

Was 2-for-18 (.111) in 18 games (one start at catcher)...singled in his first career official at-bat against #18 California-Irvine on Feb. 27...played for Florence in the Coastal Plain League in the summer, where he hit .221 in 136 at-bats (39 starts).

2004 (Freshman)

Red-shirted...played for Florence in the Coastal Plain League in the summer, where he hit .271 with four homers and 32 RBIs in 43 starts.

Before Clemson

All-state and all-region as a senior at Irmo High...all-region pick and team MVP on the hardwood as a junior...lettered three times in both baseball and basketball at Irmo High...coached by Ray Cannady.

Personal

Member of the ACC Academic Honor Roll in 2005-06...brother of former Tiger righty Patrick Hogan (2001-04), who had 18 career saves, third-most in Clemson history...his father (Mike) lettered in baseball at East Carolina (1973,74)...his grandfather (Leo Jenkins), who was chancellor at East Carolina from 1960-78, helped bring the Pirate athletic program into national prominence...his brother Matt played baseball at Lander...majoring in financial management...born Douglas Jenkins Hogan on Sept. 29, 1984 in Greenville, NC.

Hogan's Career Stats

Overall																							
Year	Avg	GP-GS	AB	R	H	2B	3B	HR	RBI	TB	Sig%	BB	HP	SO	GDP	OB%	SF	SH	SB	PO	A	E	Fld%
2005	.111	18-1	18	0	2	0	0	0	1	2	.111	0	1	5	1	.158	0	0	0-0	27	3	0	1.000
2006	.143	28-2	28	3	4	1	0	1	6	8	.286	1	0	15	0	.167	1	1	0-0	60	7	0	1.000
2007	.350	63-62	234	44	82	15	3	13	46	142	.607	22	3	59	1	.410	2	2	9-15	457	48	5	.990
Totals	.314	109-65	280	47	88	16	3	14	53	152	.543	23	4	79	2	.371	3	3	9-15	544	58	5	.992

ACC Regular Season																							
Year	Avg	GP-GS	AB	R	H	2B	3B	HR	RBI	TB	Sig%	BB	HP	SO	GDP	OB%	SF	SH	SB	PO	A	E	Fld%
2005	.167	8-0	6	0	1	0	0	0	0	1	.167	0	0	2	1	.167	0	0	0-0	11	1	0	1.000
2006	.167	13-0	12	2	2	1	0	1	4	6	.500	1	0	7	0	.231	0	0	0-0	25	3	0	1.000
2007	.294	30-30	119	12	35	8	0	3	20	52	.437	10	0	32	0	.344	2	0	4-8	254	31	1	.997
Totals	.277	51-30	137	14	38	9	0	4	24	59	.431	11	0	41	1	.327	2	0	4-8	290	35	1	.997



#18 Addison Johnson

OF/LHP • L-L • 5-7 • 170 • So. • 1VL

Pfafftown, North Carolina
North Forsyth Senior High School



Scrappy outfielder who became more comfortable as his freshman season

outstanding year in 2008. He'll probably leadoff or hit at the top of the order. I think he can be one of the better players in the country at his position."

(2007) progressed...has good speed and has made several diving catches in the outfield...expected to anchor the outfield in centerfield in 2008...like his former high school and current Tiger teammate D.J. Mitchell, he did not make an appearance on the mound as a freshman, but the lefthander will have the opportunity to pitch during his sophomore season.

Johnson's Career Highs

Runs	2	many (6)	-----
Hits	3	many (4)	-----
Doubles	1	many (8)	-----
Homers	1	Duke	3/17/07
RBIs	2	many (6)	-----
Walks	2	many (3)	-----
Steals	1	many (8)	-----

Head Coach Jack Leggett on Johnson

"Addison is a very exciting sophomore. He played almost all of the time as a freshman in left field. He is poised, more mature, and has really developed as a baseball player over the summer playing in the Cape Cod League. I look for him to have an



bunt singles...had 25 walks against 32 strikeouts...hit .309 in ACC regular-season games...hit .348 at the #7, #8, and #9 spots in the lineup...hit .333 in night games...had 19 multi-hit games...hit .308 with runners on base and .306 with runners in scoring position...reached base 45.9 percent of the time and had a .340 batting average as a leadoff batter in an inning...had 12 two-out RBIs amongst his 23 total RBIs...hit .350 in April, .305 in May, and .471 in June...hit .368 in neutral-site games...had a team-high five outfield assists...was 8-for-17 (.471) with a double, triple, three RBIs, and a .571 on-base percentage in five NCAA Tournament games...batted .393 with a .500 on-base percentage in the postseason...hit a single in his first career plate appearance and scored two runs against George Mason on Feb. 16...singled in the 11th inning and came around to score the winning run in the first game of a doubleheader against Pacific on Feb. 24...went 2-for-4 with two RBIs against Memphis on Mar. 11...went 2-for-3 with his first career homer against Duke on Mar. 17...had two hits and an RBI against Duke on Mar. 18; he was 6-for-11 (.545) in the series...went 3-for-4 with a double and two RBIs against Miami (FL) on Apr. 1...went 3-for-4 with two RBIs, including a walkoff double in the ninth inning against Georgia on Apr. 4...went 2-for-3 with a triple and two runs scored at Wake Forest on Apr. 13; he was playing just miles from his hometown of Pfafftown, NC...after not starting the previous five games due to a finger injury, he went 2-for-3 with two runs scored, a triple, and walk in a start against #19 Georgia Tech on Apr. 28...went 2-for-3 with a walk and two RBIs against Boston College on May



5...went 3-for-5 at #2 Florida State on May 11...went 2-for-3 with an RBI against #3 Florida State in the ACC Tournament on May 26...went 3-for-4 against Saint John's in the Myrtle Beach Regional on Jun. 1...went 2-for-3 with a triple and two runs scored at #17 Mississippi State in the Starkville Super Regional on Jun. 9; he was 3-for-5 with two walks and a hit-by-pitch in the super regional...played for Chatham in the Cape Cod League in the summer, where he hit .276 with a .321 on-base percentage and eight steals in 40 games.

Before Clemson

First-team all-state as a senior at North Forsyth Senior High School...#60 prospect in the nation by **Baseball America** and #167 prospect by **Perfect Game**...#7 prospect in North Carolina by **Perfect Game**...North Carolina's MVP of the North Carolina vs. South Carolina All-Star game...member of the East Coast Professional Showcase...all-state and all-conference selection as a junior...hit .388 with seven doubles, three triples, and five homers along with a 3-0 record and 47 strikeouts in 23.0 innings pitched as a junior...high school teammate of fellow Tiger D.J. Mitchell...lettered four times in baseball at North Forsyth Senior High School, where he was coached by Jamie Lowe.

Personal

Major is undeclared...born Addison Lee Johnson on Dec. 26, 1987 in Winston-Salem, NC.

Johnson's Career Stats

Overall																							
Year	Avg	GP-GS	AB	R	H	2B	3B	HR	RBI	TB	Slg%	BB	HP	SO	GDP	OB%	SF	SH	SB	PO	A	E	Fld%
2007	.286	61-58	217	35	62	8	5	1	23	83	.382	25	2	32	5	.365	0	6	8-11	79	5	3	.966
ACC Regular Season																							
Year	Avg	GP-GS	AB	R	H	2B	3B	HR	RBI	TB	Slg%	BB	HP	SO	GDP	OB%	SF	SH	SB	PO	A	E	Fld%
2007	.309	28-26	94	15	29	3	3	1	10	41	.436	9	0	19	4	.369	0	4	4-6	34	1	1	.972





#19 Alex Lee

OF • L-L • 6-1 • 180 • So. • 1VL

Blythewood, South Carolina
Blythewood High School



Sophomore outfielder who has good speed and sprays the ball to

all fields...patiently waited his turn to start as a freshman in 2007 and made the most of his opportunities when given his chance...will compete for a starting spot at either left or right field during the 2008 season...one of only five regular outfielders on the 2008 team, therefore he will have a chance to make an impact...one of 11 Tigers on the 2008 team from the state of South Carolina and one of three from the Columbia area.

Head Coach Jack Leggett on Lee

"Alex played a lot for us last year as a freshman. He continues to get better and better every time he goes out onto the field. He is intelligent, works extremely hard, and picks things up quickly. He played a lot in the outfield and did some good things for us. I see his role expanding this year, as he will have a lot more knowledge and confidence."

Lee's Career Highs

Runs	2	South Carolina	4/25/07
Hits	2	Wofford	5/8/07
Doubles	1	many (2)	-----
Homers	0	-----	-----
RBIs	1	many (6)	-----
Walks	1	many (10)	-----
Steals	1	Wake Forest	5/25/07

2007 (Freshman)

All-ACC Academic team member...hit .288 with 12 runs scored, two doubles, six RBIs, and a .413 on-base percentage in 37 games (nine



starts, including six in left field, one in right field, and two as the DH)...had 17 putouts without an error...had three sacrifice bunts and two bunt singles...reached base 58.8 percent of the time as the leadoff batter of an inning...appeared in a team-high 28 games off the bench...had a .423 on-base percentage in ACC regular-season games...hit .353 with a .476 on-base percentage in non-ACC regular-season games...hit .318 in 28 games off the bench...was 4-for-8 (.500) with a .667 on-base percentage in neutral-site games...hit .350 in night games...hit .378 in Clemson wins and only .067 in Clemson losses...hit .343 with a .465 on-base percentage when playing in the outfield...was 3-for-9 (.333) against lefthanders...batted .333 with the bases empty...picked up his first career hit off the bench against Gardner-Webb on Mar. 27...came off the bench and hit a single with a run scored against Western Carolina on Mar. 28...hit a pinch-hit single and scored the tying run in the seventh inning at Virginia Tech on Apr. 8...came off the bench and went 1-for-2 with two runs scored, an RBI, and walk against #5 South Carolina on Apr. 25...with Clemson down to its last out, no one on base, and trailing 2-0 in the 10th inning, he hit a two-strike single and later scored to start Clemson's rally, as the Tigers went on to win 3-2 in 11 innings against #19 Georgia Tech on Apr. 27...went 1-for-3 with a walk in his first ca-

reer start in the second game of a doubleheader against Boston College on May 6...went 2-for-3 with a walk and hit-by-pitch against Wofford at Greenville, SC on May 8...came off the bench and laid down a walkoff, suicide squeeze bunt for a single in the 13th inning against #25 Miami (FL) in the ACC Tournament on May 23...played for Columbia in the Coastal Plain League during the summer, where he hit .304 with a .387 on-base percentage and 10 steals in 45 games (40 starts); he earned Coastal Plain League Co-Hitter-of-the-Week honors on Jun. 25, as he totaled nine hits, four RBIs, and three stolen bases in six games.

Before Clemson

All-state selection as a senior at Blythewood High School...South Carolina's MVP of the North Carolina vs. South Carolina All-Star game...#5 prospect in South Carolina by **Baseball America**...named Most Valuable Hitter at the CABA World Series in 2005...all-region selection three times...hit .488 with four homers, 33 RBIs, and 11 stolen bases as a junior at Ridge View High School...coached by Barry Mizzell.

Personal

Member of the ACC Academic Honor Roll in 2006-07...both his father Paul and mother Jan graduated from Clemson...majoring in mathematical sciences...born Alex Wimberk Lee on Oct. 2, 1987 in Greer, SC.

Lee's Career Stats

Overall																			
Year	Avg	GP-GS	AB	R	H	2B	3B	HR	RBI	TB	Slg%	BB	HP	SO	GDP	OB%	SF	SH	SB
2007	.288	37-9	52	12	15	2	0	0	6	17	.327	10	1	17	0	.413	0	3	1-2
ACC Regular Season																			
Year	Avg	GP-GS	AB	R	H	2B	3B	HR	RBI	TB	Slg%	BB	HP	SO	GDP	OB%	SF	SH	SB
2007	.286	18-4	21	4	6	2	0	0	2	8	.381	5	0	4	0	.423	0	2	0-1
2008																			
Year	Avg	GP-GS	AB	R	H	2B	3B	HR	RBI	TB	Slg%	BB	HP	SO	GDP	OB%	SF	SH	SB
2008	.286	18-4	21	4	6	2	0	0	2	8	.381	5	0	4	0	.423	0	2	0-1





#40 Alex Martin

LHP • L-L • 6-2 • 200 • *Jr. • 2VL

Charlotte, North Carolina
Providence Senior High School



Lefthander who has been a set-up and situational pitcher in his first

from the state of North Carolina...outstanding student in the classroom; he is a two-time ACC Academic Honor Roll member who is majoring in travel & tourism.

Head Coach Jack Leggett on Martin

"Alex is a lefthander who is in his next-to-last year of eligibility, but he will graduate in May. He has always shown spurts of being able to help our team. He is a finesse-type pitcher who has great competitive skills and work ethic. He's going to get some quality innings this year."

Martin's Career Highs

Total IP	4.0	Miami (FL)	3/31/06
Scoreless IP	3.1	Elon	3/22/06
Hits	5	South Carolina	4/12/06
Runs	3	South Carolina	4/12/06
Earned Runs	3	South Carolina	4/12/06
Walks	3	N.C. State	3/24/06
Strikeouts	3	N.C. State	3/24/06

two active seasons at Clemson (he red-shirted in 2005)...expected to be one of the top lefthanders out of the bullpen during the 2008 season...has been effective when called to take the mound throughout his career as a Tiger...has a 2-0 record, 4.81 ERA, and .253 opponents' batting average in 23 career relief appearances (24.1 innings pitched)...has allowed just one home run in his career...one of eight Tigers on the 2008 team



2007 (Red-Shirt Sophomore)

Had a 6.00 ERA in nine relief appearances (6.0 innings pitched)...allowed just three hits (.150 opponents' batting average), all singles, with five strikeouts...held opponents to 1-for-11 (.091) with runners on base and 0-for-6 with two outs...held lefthanded batters to 0-for-7...did not allow any of his 11 inherited runners to score...had a 3.86 ERA in 2.1 innings pitched in games against top-25 ranked teams...had a 2.08 ERA and .071 opponents' batting average in April...allowed no hits and one run in 3.0 innings pitched over three relief appearances at Doug Kingsmore Stadium...pitched a scoreless eighth inning in relief with a strikeout at Virginia Tech on Apr. 7...retired all five batters he faced in 1.2 innings pitched in relief with two strikeouts against #19 Georgia Tech on Apr. 28.

2006 (Red-Shirt Freshman)

Had a 2-0 record and 4.42 ERA in 14 relief appearances...in 18.1 innings pitched, he allowed 21 hits and eight walks with eight strikeouts...only allowed four of 14 inherited baserunners to score...held the leadoff batter to a .188 batting average...had a 2-0 record and 1.54 ERA in 11.2 innings pitched in March...pitched a perfect inning in relief with a strikeout in the second game of a doubleheader against Mercer on Feb. 26; it was his first career appearance...pitched a scoreless ninth



inning against #25 Kansas on Mar. 10...earned his first career win against Elon on March 22; he pitched 3.1 scoreless innings in relief, allowing four hits and no walks...did not factor in the decision, but pitched 3.0 hitless and scoreless innings in relief with three strikeouts against #12 N.C. State on Mar. 24...earned the win in relief by pitching 4.0 innings, allowing two runs on three hits at #11 Miami (FL) on Mar. 31...pitched a scoreless and hitless inning in relief at Duke on May 9.

2005 (Freshman)

Red-shirted...played for Florence in the Coastal Plain League in the summer, where he was 0-2 with a 5.13 ERA and a save in 26.1 innings pitched (14 relief appearances).

Before Clemson

Lettered three times in baseball at Providence Senior High School, where he was coached by Danny Hightight.

Personal

Two-time member of the ACC Academic Honor Roll...majoring in travel & tourism...born Alexander Miles Martin on Feb. 16, 1986 in Fort Lauderdale, FL.

Martin's Career Stats

Year	ERA	W-L	APP	GS	CG	SHO/CBO	SV	IP	H	Overall												Fld%
										R	ER	BB	SO	AB	O/BA	WP	HBP	BK	PO	A	E	
2006	4.42	2-0	14	0	0	0/0	0	18.1	21	10	9	8	8	75	.280	2	3	0	0	3	0	1.000
2007	6.00	0-0	9	0	0	0/0	0	6.0	3	5	4	5	5	20	.150	0	1	0	0	1	0	1.000
Totals	4.81	2-0	23	0	0	0/0	0	24.1	24	15	13	13	13	95	.253	2	4	0	0	4	0	1.000

	ACC Regular Season																					
Year	ERA	W-L	APP	GS	CG	SHO/CBO	SV	IP	H	R	ER	BB	SO	AB	O/BA	WP	HBP	BK	PO	A	E	Fld%
2006	4.35	1-0	8	0	0	0/0	0	10.1	8	6	5	7	5	38	.211	1	3	0	0	3	0	1.000
2007	2.25	0-0	5	0	0	0/0	0	4.0	1	1	1	2	4	12	.083	0	0	0	0	0	0	----
Totals	3.77	1-0	13	0	0	0/0	0	14.1	9	7	6	9	9	50	.180	1	3	0	0	3	0	1.000





#9 D.J. Mitchell

RHP/OF • R-R • 6-0 • 170 • Jr. • 2VL

Rural Hall, North Carolina
North Forsyth Senior High School



Used as a reliever and starter in 2007 after not pitching at all as a freshman in 2006...will compete for a starting spot in the weekend rotation in 2008...throws a fastball in the low 90s with movement...a career .241 hitter with eight doubles, two homers, 24 RBIs, and 16 steals in 93 games (52 starts)...won the Omaha Challenge competition among pitchers in the fall of 2007.

Head Coach Jack Leggett on Mitchell

"D.J. is one of our top returning pitchers. He's a righthanded junior who is going to fill a major role on the mound. He has pitched in some big games for us in the past. He originally came to us as an outfielder but has developed into more of a pitcher. I expect a great year out of him."

2007 (Sophomore)

Hit .208 with two homers, 12 RBIs, and eight steals in 42 games (33 starts, including 16 in right, 15 in center, and two in left)...totaled 13 walks against 19 strikeouts and seven sacrifice bunts...as a pitcher, he was 5-0 with a 3.27 ERA and .241 opponents' batting average in 15 appearances (seven starts)...in 52.1 innings pitched, he allowed 48 hits and 16 walks with 49 strikeouts...allowed just one steal...had a 1-0 record, 3.38 ERA, and .239 opponents' batting average in six appearances (two starts) in ACC regular-season games...held lefthanded batters to a .181 batting average...had a 4-0 record as a starter, and Clemson was 7-0 in the games he started on the mound...hit his first career homer at Western Caro-

lina on Mar. 20...hit the game-tying RBI single, stole second, and scored the winning run in the ninth inning against Georgia on Apr. 4...went 3-for-4 with two doubles and a sacrifice bunt at Virginia Tech on Apr. 6...pitched 6.0 innings in a starting role, allowing four hits, one run, and three walks with six strikeouts to earn the win against #5 South Carolina on Apr. 25...pitched 5.0 innings in a starting role, allowing five hits, no runs, and no walks with five strikeouts to earn the win against Wofford at Greenville, SC on May 8...pitched 6.0 innings in a starting role, allowing five hits, four earned runs, and five walks with five strikeouts to earn the win on his

20th birthday at #2 Florida State on May 13...went 3-for-4 with a homer and two RBIs against College of Charleston on May 15...pitched 5.0 innings in a starting role, allowing six hits, one run, and one walk with six strikeouts to earn the victory at #10 Coastal Carolina in the Myrtle Beach Regional on Jun. 4...played for Bourne in the Cape Cod League in the summer, where he

was 1-2 with a 1.47 ERA in eight starts; in 49.0 innings pitched, he allowed just 34 hits (.192 opponents' batting average) and 23 walks with a league-high 58 strikeouts...appeared in "Faces in the Crowd" in *Sports Illustrated's* September 3 magazine for leading the Cape Cod League in strikeouts...#22 prospect in the Cape Cod League.

2006 (Freshman)

Hit .289 (26-for-90) with 20 runs scored, 12 RBIs, and eight steals in 51 games (19 starts, including 18 in right and one in center)...Clemson was 16-3 in



games he started...hit .333 with a .406 on-base percentage in 23 ACC regular-season games...hit .357 with runners in scoring position...hit .311 with a .404 on-base percentage in 13 postseason starts...named to the All-ACC Tourney team after going 8-for-19 (.421) with five runs scored, five RBIs, and two steals in five games; he also started all three games of the Clemson Regional, both games of the Clemson Super Regional, and all three games in the College World Series...went 3-for-4 with three RBIs and a steal against #14 Oral Roberts in the Clemson Super Regional on Jun. 9...played for Thomasville in the Coastal Plain League in the summer, where he hit .216 with 21 games (20 starts); he also had a 2.25 ERA with a save in 16.0 innings pitched in nine relief appearances; he helped lead the team to the league title, as he earned the win in a starting role by allowing just one run on two hits with four strikeouts in 5.0 innings pitched in the title game.

Before Clemson

Three-time all-conference pick at North Forsyth Senior High...played in the North Carolina East-West game as a senior...high school teammate of fellow Tiger Addison Johnson...lettered four times in baseball and two times in basketball at North Forsyth Senior High, where he was coached by Jamie Lowe.

Personal

Majoring in pre-business...born William Douglas Mitchell, Jr. on May 13, 1987 in Winston-Salem, NC.

Mitchell's Career Highs

Total IP	6.0	many (2)	-----
Scoreless IP	5.0	Wofford	5/8/07
Hits	6	many (2)	-----
Runs	5	many (2)	-----
Earned Runs	4	many (2)	-----
Walks	5	Florida State	5/13/07
Strikeouts	6	many (3)	-----
Runs	3	many (2)	-----
Hits	3	many (4)	-----
Doubles	2	Virginia Tech	4/6/07
Homers	1	many (2)	-----
RBIs	3	many (2)	-----
Walks	2	many (5)	-----
Steals	2	many (2)	-----

Mitchell's Career Stats

Overall																								
Year	ERA	W-L	APP	GS	CG	SHO/CBO	SV	IP	H	R	ER	BB	SO	AB	O/BA	WP	HBP	BK	PO	A	E	Fld%		
2007	3.27	5-0	15	7	0	0/2	0	52.1	48	23	19	16	49	199	.241	4	5	1	3	10	0	1.000		
Year	Avg	GP-GS	AB	R	H	2B	3B	HR	RBI	TB	Slg%	BB	HP	SO	GDP	OB%	SF	SH	SB	PO	A	E	Fld%	
2006	.289	51-19	90	20	26	3	0	0	12	29	.322	9	3	16	1	.369	1	1	8-11	63	1	2	.970	
2007	.208	42-33	130	19	27	5	0	2	12	38	.292	13	0	19	3	.280	0	7	8-11	73	12	1	.988	
Totals	.241	93-52	220	39	53	8	0	2	24	67	.305	22	3	35	4	.317	1	8	16-22	136	13	3	.980	
ACC Regular Season																								
Year	ERA	W-L	APP	GS	CG	SHO/CBO	SV	IP	H	R	ER	BB	SO	AB	O/BA	WP	HBP	BK	PO	A	E	Fld%		
2007	3.38	1-0	6	2	0	0/1	0	18.2	17	9	7	8	19	71	.239	1	2	0	1	3	0	1.000		
Year	Avg	GP-GS	AB	R	H	2B	3B	HR	RBI	TB	Slg%	BB	HP	SO	GDP	OB%	SF	SH	SB	PO	A	E	Fld%	
2006	.333	23-3	27	8	9	0	0	0	4	9	.333	2	2	6	0	.406	1	0	1-3	19	0	1	.950	
2007	.192	22-18	73	7	14	4	0	0	4	18	.247	4	0	14	3	.234	0	5	2-3	37	3	0	1.000	
Totals	.230	45-21	100	15	23	4	0	0	8	27	.270	6	2	20	3	.284	1	5	3-6	56	3	1	.983	



#10 Ben Paulsen

1B • L-R • 6-3 • 205 • So. • 1VL

Acworth, Georgia
Kell High School



Sophomore first-baseman with a promising future as a Tiger and beyond...has a tremendous upside...showed good power as a freshman, especially to the opposite field...solidified himself as Clemson's 2008 starter at first base with a solid fall practice season after the departure Andy D'Alessio, who started four years (2004-07) at first base...one of three Tigers on the 2008 team who hails from the state of Georgia...son of Tiger Associate Head Coach Tom Riginos, who is in his sixth season at Clemson.

Head Coach Jack Leggett on Paulsen

"I'm really excited about Ben. He has improved a great deal from last season. He saw a lot of time in 2007 as our designated hitter. He hit some home runs as a freshman and had some big hits. He cooled off a little down the stretch, but he is a player who went out during the summer and got some confidence. I look for him to be one of our top hitters in the top of our lineup. He's going to play a very solid first base for us."

Paulsen's Career Highs

Runs	4	Gardner-Webb	3/27/07
Hits	5	Gardner-Webb	3/27/07
Doubles	1	many (9)	-----
Homers	1	many (5)	-----
RBIs	6	Gardner-Webb	3/27/07
Walks	3	Florida State	5/12/07
Steals	0	-----	-----

2007 (Freshman)

Hit .258 with 27 runs scored, nine doubles,



five home runs, and 20 RBIs in 58 games (46 starts, including 39 as the designated hitter, six at first base, and one at third base)...Clemson was 5-0 in games that he hit a home run...had two sacrifice bunts...hit .310 at home...batted .324 in non-ACC regular-season games...had 14 multi-hit games...hit .301 as the designated hitter...hit .455 in February...batted .325 as the lead-off batter of an inning...was 13-for-23 (.565) in the sixth inning...totaled 67 putouts and four assists with only one error, good for a .986 fielding percentage...went 2-for-4 with three runs scored and a two-run homer (his first hit as a Tiger) against High Point on Feb. 21...went 2-for-4 with a double against Winthrop on Feb. 28...went 2-for-3 against #17 Coastal Carolina on Mar. 7...went 2-for-4 with two runs scored and a walk at Maryland on Mar. 25...went 5-for-5 with a double, homer, four runs scored, and six RBIs against Gardner-Webb on Mar. 27; the five hits were the most by a Tiger all season, and the four runs scored and six RBIs both tied for the most by a Tiger all season; his father (Tom Riginos) was coaching third in a game Paulsen played in for the first time...went 2-for-5 with a homer and three RBIs against Western Carolina on Mar. 28...had a team-tying-season-high 15 putouts at

Virginia Tech on Apr. 6...went 3-for-4 at Wake Forest on Apr. 15; he was 5-for-10 in the series...went 3-for-5 with a double and three-run homer against #5 South Carolina on Apr. 25...went 3-for-3 with a double, walk, and two runs scored against Boston College on May 5...went 2-for-4 with a homer, double, and walk against Wofford at Greenville, SC on May 8...walked a team-tying-season-high three times at #2 Florida State on May 12...played for Keene in the NECBL during the summer, where he batted .318 with two home runs and 11 RBIs in 18 starts.

Before Clemson

All-state selection as a senior at Kell High School...#135 prospect in the nation according to **Perfect Game**...#5 prospect in Georgia according to **Perfect Game**...lettered two times in baseball at Kell High School, where he was coached by Donnie English.

Personal

Son of Tiger Associate Head Coach Tom Riginos, who has been on the staff since 2003...majoring in pre-business...born Benjamin Michael Paulsen on Oct. 27, 1987 in Plymouth, WI.

Paulsen's Career Stats

Overall																							
Year	Avg	GP-GS	AB	R	H	2B	3B	HR	RBI	TB	Slg%	BB	HP	SO	GDP	OB%	SF	SH	SB	PO	A	E	Fld%
2007	.258	58-46	178	27	46	9	0	5	20	70	.393	18	2	28	6	.332	1	2	0-0	67	4	1	.986
ACC Regular Season																							
Year	Avg	GP-GS	AB	R	H	2B	3B	HR	RBI	TB	Slg%	BB	HP	SO	GDP	OB%	SF	SH	SB	PO	A	E	Fld%
2007	.234	30-25	94	12	22	4	0	0	4	26	.277	9	1	17	1	.305	1	1	0-0	44	4	1	.980





#23 Justin Sarratt

RHP • R-R • 5-9 • 170 • So. • 1VL

Gaffney, South Carolina
Gaffney Senior High School



Sophomore righty who can drop down sidearm on occasion...has

the moment he goes home. He throws from a three-quarter arm-slot. He has a chance to be effective this year because of his competitiveness and desire to win."

been used as a long reliever and can be used in the field in an emergency situation...expected to contribute innings during the 2008 season as a middle reliever...despite only being a sophomore, he has shown tremendous leadership qualities in his short time in the program...one of 11 Tigers on the 2008 team from the state of South Carolina.

Sarratt's Career Highs

Total IP	2.0	Miami (FL)	3/30/07
Scoreless IP	1.2	Georgia	4/4/07
Hits	5	Elon	4/24/07
Runs	5	Elon	4/24/07
Earned Runs	3	Miami (FL)	3/30/07
Walks	2	Elon	4/24/07
Strikeouts	3	many (2)	-----

Head Coach Jack Leggett on Sarratt

"Justin is one of the hardest workers and toughest competitors on the team. He is a player who is a team guy from the moment he steps on the field to

seven strikeouts and only one walk in five relief appearances in March...had a 2.08 ERA in 4.1 innings pitched in April...did not allow an earned run in 2.2 innings pitched on opponents' home fields...in 2.1

innings pitched against top-25 ranked teams, he allowed just one hit, no runs, and no walks...did not allow an earned run in a combined 5.0 innings pitched during the fifth, sixth, and seventh innings...only allowed one of eight inherited baserunners to score...only allowed an earned run during four of his 13 appearances...totaled one putout and three assists without committing an error...pitched a scoreless inning in relief with a strikeout against #4 South Carolina on Mar. 3...pitched a scoreless inning in relief against Memphis on Mar. 11...pitched a scoreless inning in relief against Duke on Mar. 18...pitched 1.2 scoreless innings in relief with three strikeouts against Georgia on Apr. 4...pitched 0.2 perfect innings in relief at #2 Florida State on May 11...retired both batters he faced in relief at #10 Coastal Carolina in the Myrtle Beach Regional on Jun. 4...played for Thomasville in the Coastal Plain League in the summer, where he had a 3-2 record and 3.35 ERA in nine appearances (six starts); in 40.1 innings pitched, he allowed 32 hits (.216 opponents' batting average) and 16 walks with 27 strikeouts; the HiToms captured the league title; he was named Rawlings



Coastal Plain League Defensive Player-of-the-Petitt Cup Tournament, as he pitched a shutout against #1 Fayetteville to avoid elimination in the HiToms' 16-0 victory; he allowed six hits and no walks with nine strikeouts.

Before Clemson

All-state selection as a senior at Gaffney Senior High School...#8 prospect in South Carolina according to **Baseball America**...had a 17-6 record with five saves and 204 strikeouts against only 23 walks during his last two seasons of high school...team's Most Valuable Pitcher during his junior season...all-region pick as a junior...team Legion MVP in 2005...during his combined high school and Legion seasons in 2005, he was 14-4 with 14 complete games in 152.0 innings pitched, and he had 152 strikeouts and a 1.48 ERA along with hitting .343...lettered four times in baseball at Gaffney Senior High, where he was coached by Tom Owens.

Personal

Member of the ACC Academic Honor Roll in 2006-07...majoring in management...pronounced suh-RAT...born Justin Elliott Sarratt on Dec. 22, 1987 in Spartanburg, SC.



Sarratt's Career Stats

Overall																						
Year	ERA	W-L	APP	GS	CG	SHO/CBO	SV	IP	H	R	ER	BB	SO	AB	O/BA	WP	HBP	BK	PO	A	E	Fld%
2007	4.85	0-1	13	0	0	0/0	0	13.0	21	14	7	5	13	57	.368	1	1	1	1	3	0	1.000
ACC Regular Season																						
Year	ERA	W-L	APP	GS	CG	SHO/CBO	SV	IP	H	R	ER	BB	SO	AB	O/BA	WP	HBP	BK	PO	A	E	Fld%
2007	5.40	0-0	5	0	0	0/0	0	5.0	9	6	3	1	5	23	.391	1	0	1	0	2	0	1.000



#27 Brock Schnabel

RHP • R-R • 6-4 • 225 • Sr. • 1VL

Winter Haven, Florida
Polk Community College



Experienced and tall righthander in his second and final year in the

program...will provide depth in the bullpen as a long reliever...played one season (2005) at Jacksonville before transferring to Polk Community College, where he played during the 2006 season...joins catcher Doug Hogan as the only seniors on the 2008 team...one of five Tigers on the state of Florida...tallest Tiger on the 2008 team at 6'4".

Schnabel's Career Highs

Total IP	1.1	Memphis	3/11/07
Scoreless IP	1.1	Memphis	3/11/07
Hits	4	Georgia	4/4/07
Runs	3	many (2)	-----
Earned Runs	3	many (2)	-----
Walks	1	George Mason	2/17/07
Strikeouts	2	Wofford	5/8/07

Head Coach Jack Leggett on Schnabel

"Brock is a senior righthander who will graduate in May. If he continues to keep working hard and get

himself in the shape he needs to be in, he has a chance to help us this season. He has been working hard in the fall and has improved, so I'm looking forward to see how he comes along this spring."



2007 (Junior)

Had a 1-1 record and 15.43 ERA in five relief appearances (4.2 innings pitched)...allowed eight hits (.381 opponents' batting average) and one walk with four strikeouts...Clemson won four of the five games in which he appeared in...held opponents to 1-for-6 (.167)

with two outs and 0-for-3 with runners on base and two outs...did not allow his one inherited runner to score...in 2.1 innings pitched during the month of March, he allowed one hit, no runs, and no walks...pitched 0.1 innings in relief against George Mason on Feb. 17...pitched a perfect ninth inning against Gardner-Webb on Mar. 27...pitched 1.1 innings in relief, allowing one hit, no runs, and no walks with a strikeout to earn his first win as a Tiger against Memphis on Mar. 11...pitched 1.0 innings in relief with a strikeout against Georgia on Apr. 4...pitched 1.0 innings in relief against Wofford at Greenville, SC; he allowed one hit and no walks along with two strikeouts.

Before Clemson

Florida junior college all-star selection at Polk Community College in 2006, where he was coached by Johnny



Wiggs...#11 junior college prospect in Florida according to **Perfect Game**...Atlantic Sun All-Freshman team selection at Jacksonville in 2005, where he was 1-1 with a 3.66 ERA and one save in 39.1 innings pitched over 15 appearances (two starts); also had 32 strikeouts against only nine walks under Head Coach Terry Alexander...third in the Atlantic Sun Conference with a 2.66 ERA in league games...team MVP and first-team all-area selection as a senior Lake Region High School, where he was coached by Bill Bullock...set school records for batting average (.427), triples (3), and doubles (11) during his senior season...had a 6-4 record and 2.35 ERA with 70 strikeouts as a senior...first-team all-area and second-team all-county selection after posting a 4-3 record along with a 1.68 ERA in 50.0 innings pitched as a junior...had a 3.50 ERA as a sophomore...four-year starter as a first-baseman and pitcher at Lake Region High...lettered four times in baseball and two times in basketball at Lake Region High...member of the National Honor Society.

Personal

Majoring in financial management...born Brock Michael Schnabel on Dec. 26, 1985 in Winter Haven, FL.

Schnabel's Career Stats

Overall																						
Year	ERA	W-L	APP	GS	CG	SHO/CBO	SV	IP	H	R	ER	BB	SO	AB	O/BA	WP	HBP	BK	PO	A	E	Fld%
2005*	3.66	1-1	15	2	0	0/0	1	39.1	48	21	16	9	32	158	.304	5	3	0	3	6	2	.818
2007	15.43	1-1	5	0	0	0/0	0	4.2	8	8	8	1	4	21	.381	2	1	0	0	0	0	----
Totals	4.91	2-2	20	2	0	0/0	1	44.0	56	29	24	10	36	179	.313	7	4	0	3	6	2	.818

* - Jacksonville





#15 Graham Stoneburner

RHP/INF • R-R • 6-0 • 185 • *Fr. • RS

Richmond, Virginia
Mills E. Godwin High School



Talented player who can both pitch and play in the infield...suffered a knee injury prior to 2007 that forced him to red-shirt...impressed coaches in the fall with his fastball.

Head Coach Jack Leggett on Stoneburner

"Graham has one of the strongest arms on our team and has untapped potential. If he continues to keep improving like I know he can, he has a chance to be an excellent starting pitcher, closer, or fill any role. We're excited to have him back after an injury last year that ended his season before it even started."

2007 (Freshman)

Suffered a torn ACL in January and was lost for the season...#38 freshman in the nation in the preseason by **Baseball America**.

Before Clemson

Lettered at Mills E. Godwin High...#71 prospect in the nation by **Baseball America** and #128 prospect by **Perfect Game**...#6 prospect in Virginia by **Perfect Game**...first-team all-metro and second-team all-district pick as a junior...was 5-0 with an 0.21 ERA and 74 strikeouts in 43.0 innings pitched along with hitting .313 with three homers and 25 RBIs as a junior...member of the East Coast Professional Showcase...lettered four times in baseball and once in track...coached by John Marano.

Personal

Member of the ACC Academic Honor Roll in 2006-07...his brother Davis was a shortstop at James Madison (2004-07) and was drafted by the Texas Rangers in the ninth round in 2007...majoring in management...born Graham Chappell Stoneburner on Sept. 29, 1987 in Richmond, VA.



#42 Josh Thrailkill

RHP • R-R • 6-3 • 190 • So. • 1VL

Arden, North Carolina
T.C. Roberson High School



Slated to be a starter in 2007, but suffered injuries that kept him out.

ponents' batting average) and no walks with five strikeouts...Clemson won all three games he appeared in...held lefthanded batters to 1-for-5 (.200)...held the leadoff batter in an inning to 1-for-6 (.167)...made his first career start and appearance against High Point on Feb. 21...pitched a perfect inning in relief with a strikeout against Gardner-Webb

Head Coach Jack Leggett on Thrailkill

"Josh is a righthander who had a hip injury last spring. He has had a few setbacks, but in the end he is going to battle and work hard to find his way to compete in the middle of our rotation. He has a strong arm and has a chance to be really good. He has to get through that injury phase. Once he does and gets his confidence back, he's going to be a major factor."

Thrailkill's Career Highs

Total IP	2.0	many (2)	-----
Scoreless IP	1.0	Gardner-Webb	3/27/07
Hits	5	Georgia	4/4/07
Runs	3	Georgia	4/4/07
Earned Runs	3	Georgia	4/4/07
Walks	0	-----	-----
Strikeouts	2	many (2)	-----

Before Clemson

AFLAC All-American at T.C. Roberson High...USA Junior National Team member in 2005; he was 2-0 with an 0.59 ERA...#20 prospect in the nation by **Baseball America**...drafted in the 34th round (#1027 overall pick) by the Phillies in 2006...was 7-1 with a

2007 (Freshman)

Had a 9.00 ERA in three appearances (one start)...in 5.0 innings pitched, he allowed nine hits (.409 op-

ponents' batting average) and no walks with five strikeouts...Clemson won all three games he appeared in...held lefthanded batters to 1-for-5 (.200)...held the leadoff batter in an inning to 1-for-6 (.167)...made his first career start and appearance against High Point on Feb. 21...pitched a perfect inning in relief with a strikeout against Gardner-Webb on Mar. 27; it was his first outing in over a month after suffering a leg injury...pitched 2.0 innings in relief against Georgia on Apr. 4...#18 freshman in the nation in the preseason by **Baseball America**.



1.26 ERA, 65 strikeouts, and two no-hitters in 50.0 innings pitched as a junior...lettered four times in baseball at T.C. Roberson High, where he was coached by Tom Smith.

Personal

Majoring in management...born Joshua Clay Thrailkill on Dec. 25, 1987 in Fort Lauderdale, FL.

Thrailkill's Career Stats

Overall																			
Year	ERA	W-L	APP	GS	CG	SHO/CBO	SV	IP	H	R	ER	BB	SO	AB	O/BA	WP	HBP	BK	PO
2007	9.00	0-0	3	1	0	0/0	0	5.0	9	5	5	0	5	22	.409	0	0	0	0



#22 Matt Vaughn

RHP • R-R • 6-3 • 215 • Jr. • 2VL

Summerville, South Carolina
Summerville High School



as a long reliever and spot starter...has the makeup and competitiveness to be the team's closer in 2008...has a 4-1 record, 4.61 ERA, and one save in 29 appearances (two starts) in his career...in 52.2 innings pitched, he has allowed 63 hits (.292 opponents' batting average) and 21 walks with 52 strikeouts...has allowed just three home runs.

Vaughn's Career Highs

Total IP	5.0	many (2)	-----
Scoreless IP	4.2	Boston College	⁽²⁾ 5/6/07
Hits	7	Virginia Tech	4/6/07
Runs	6	many (2)	-----
Earned Runs	5	Western Carolina	4/4/06
Walks	3	Western Carolina	4/4/06
Strikeouts	6	Memphis	3/9/07

Team co-captain in 2008...has seen an increased role during his career

opponents to 0-for-7 with the bases loaded...allowed just one earned run in 11.0 innings pitched (0.82 ERA) after the seventh inning...pitched 2.0 innings in relief, allowing one hit and no runs with three strikeouts to record his first career save in the second game of a doubleheader against Pacific on Feb. 24...pitched 3.1 innings in relief, allowing one hit, no

run, and no walks with six strikeouts against Memphis on Mar. 9...pitched 4.0 innings in relief, allowing two hits, no runs, and no walks with three strikeouts to earn his first career win against Duke on Mar. 18...pitched 5.0 innings



Head Coach Jack Leggett on Vaughn

"Matt is a righthander who has been in our program for three years and is one of our team captains. He has great leadership qualities with tremendous focus and concentration. He is a great competitor and is going to pitch a lot of innings. Whatever role we expect out of him, he's going to give us because he is that focused and unselfish."

2007 (Sophomore)

All-ACC Academic team member...had a 4-0 record, 2.75 ERA, and one save in 16 appearances (one start)...in 39.1 innings pitched, he allowed 41 hits (.268 opponents' batting average) and 14 walks with 37 strikeouts...allowed just one home run and threw one wild pitch; the one homer he allowed was to South Carolina's Justin Smoak, one of his best friends who lived in the same neighborhood as Vaughn as a youth...had a 3-0 record and 3.00 ERA in 18.0 innings pitched in ACC regular-season games...held righthanded batters to a .215 batting average...only allowed 22.9 percent of leadoff batters to reach base...threw 52 groundball outs compared to just 23 flyball outs...had a 3-0 record, 1.80 ERA, and .228 opponents' batting average in 25.0 innings pitched at home...had a 2-0 record, 1.50 ERA, and .164 opponents' batting average in day games...had an 0.68 ERA in 13.1 innings pitched in March...held opponents to a .200 batting average with runners in scoring position and two outs...held

in a starting role, allowing five hits, one earned run, and one walk with five strikeouts to earn the win against Gardner-Webb on Mar. 27...pitched 5.0 innings in relief, allowing seven hits and two runs to earn the win at Virginia Tech on Apr. 6...pitched 4.2 innings in relief, allowing three hits, one run, and one walk with three strikeouts at #4 South Carolina on Apr. 18...pitched 4.2 innings in relief, allowing two hits, no runs, and two walks with four strikeouts to earn the win in the second game of a doubleheader against Boston College on May 6...pitched a perfect inning in relief with a strikeout at #17 Mississippi State in the Starkville Super Regional on Jun. 8...played for Keene in the NECBL during the summer, where he had a 2-4 record and 4.02 ERA in seven appearances (six starts); in 40.1 innings pitched, he allowed 39 hits and six walks with 32 strikeouts.

2006 (Freshman)

Had an 0-1 record and 10.12 ERA in 13 appearances (one start)...in 13.1 innings pitched, he allowed 22 hits and seven walks with 15 strikeouts...did not allow a stolen base...held opponents to a .250 batting average with two outs...held opponents to 2-for-11 (.182) with runners on base and two outs...was on the 25-man ACC Tournament roster, but he did not travel to Omaha with the team...pitched 2.0 scoreless innings in relief at College of Charleston on Mar. 3; he allowed no hits and no walks with three

strikeouts while pitching near his hometown...pitched 2.0 perfect innings in relief with three strikeouts against Elon on March 22...pitched a scoreless inning with a strikeout against Maryland on Apr. 9...pitched a scoreless inning with two strikeouts in the second game of a doubleheader at Duke on May 8.

Before Clemson

All-state selection and member of the state championship team as a sophomore at Summerville High School...lettered four times in baseball and four times in football at Summerville High, where he was coached by Burt Bazzle...standout quarterback at Summerville High School under legendary Head Coach John McKissick, the nation's winningest high school coach...one of the top-50 quarterbacks in the nation according to PrepStar...attended the same high school as Steven Jackson (2001-04), another tall righthander from Summerville who played at Clemson and wore #22.

Personal

Two-time member of the ACC Academic Honor Roll...his father Tim played football at South Carolina (1981)...majoring in management...born Matthew Harold Vaughn on Jun. 13, 1986 in Warner Robins, GA.

Vaughn's Career Stats

Overall																						
Year	ERA	W-L	APP	GS	CG	SHO/CBO	SV	IP	H	R	ER	BB	SO	AB	O/BA	WP	HBP	BK	PO	A	E	Fld%
2006	10.12	0-1	13	1	0	0/2	0	13.1	22	19	15	7	15	63	.349	2	2	1	0	1	0	1.000
2007	2.75	4-0	16	1	0	0/0	1	39.1	41	19	12	14	37	153	.268	1	1	1	2	3	2	.714
Totals	4.61	4-1	29	2	0	0/2	1	52.2	63	38	27	21	52	216	.292	3	3	2	2	4	2	.750

ACC Regular Season																						
Year	ERA	W-L	APP	GS	CG	SHO/CBO	SV	IP	H	R	ER	BB	SO	AB	O/BA	WP	HBP	BK	PO	A	E	Fld%
2006	13.50	0-0	5	0	0	0/1	0	2.2	7	4	4	0	3	14	.500	0	1	0	0	0	0	-----
2007	3.00	3-0	7	0	0	0/0	0	18.0	25	12	6	5	14	78	.321	1	1	1	2	2	1	.800
Totals	4.35	3-0	12	0	0	0/1	0	20.2	32	16	10	5	17	92	.348	1	2	1	2	2	1	.800





#37 Adam Ward

C • R-R • 5-9 • 160 • *Jr. • 1VL

Hanahan, South Carolina
Hanahan High School



Walk-on junior catcher who has been used as a bullpen catcher

since joining the team prior to the 2007 season...in his second season on the team and will compete for innings off the bench in 2008...saw limited action a season ago, but has a chance to see some action in 2008...unselfish player who has done everything asked of him by the coaches...one of 11 natives of South Carolina on the 2008 Tiger team...outstanding student in the classroom who is a regular on the academic honor roll.

Ward's Career Highs

Runs	0	-----	-----
Hits	0	-----	-----
Doubles	0	-----	-----
Homers	0	-----	-----
RBI's	0	-----	-----
Walks	1	College of Charleston	5/15/07
Steals	0	-----	-----

Head Coach Jack Leggett on Ward

"Adam is a junior catcher who walked-on to our team last year. He continues to keep working hard and finding himself in good positions all the time. He is one of those players who when he gets in the game, he does exactly what is expected of him, both at the plate and behind the plate. He is excellent in his execution skills, and defensively he does a really good job of receiving, catching, and blocking the ball. He is a great guy and brings an outstanding attitude to the ballpark every day."

2007 (Red-Shirt Sophomore)

Appeared in three games behind the plate off the bench and made one plate appearance; he drew a walk against College of Charleston on May 15; he also had his only putout in that contest...saw action off the bench against George Mason on Feb. 16 and against Gardner-Webb on Mar. 27.

Before Clemson

All-region during his junior and senior seasons at Hanahan High...selected as team captain as a senior...voted team MVP as a junior and senior...MVP of the 2003 Southern Prospect Showcase in North Charleston, SC...member of the Dixie Majors State Championship team in 2003, 2004, and 2005, including being named player-of-the-game in the



2005 championship game...member of the 2005 Dixie Majors World Series Championship team...lettered four times in baseball at Hanahan High School, where he was coached by Brian Mitchell.

Personal

Member of the ACC Academic Honor Roll in 2006-07...majoring in economics...born William Adam Ward on Jan. 12, 1986 in Hanahan, SC.



Ward's Career Stats

Overall																							
Year	Avg	GP-GS	AB	R	H	2B	3B	HR	RBI	TB	Slg%	BB	HP	SO	GDP	OB%	SF	SH	SB	PO	A	E	Fld%
2007	-----	3-0	0	0	0	0	0	0	0	0	-----	1	0	0	0	1.000	0	0	0-0	1	0	0	1.000





#6 Stan Widmann

SS • R-R • 6-0 • 190 • *Jr. • 3VL

Hurst, Texas
L.D. Bell High School



two seasons at Clemson, but he suffered a serious season-ending neck injury after playing the first six games of 2007; he should be at full-strength in 2008...a career .303 hitter in 139 starts...has 20 doubles, six homers, and 61 RBIs along with 25 steals in 26 attempts; he was thrown out on his first career stolen-base attempt, therefore he has stolen 25 bases in a row.

Widmann's Career Highs

Runs	3	many (3)	-----
Hits	3	many (8)	-----
Doubles	1	many (20)	-----
Homers	1	many (6)	-----
RBIs	3	many (4)	-----
Walks	2	many (3)	-----
Steals	2	many (3)	-----

Head Coach Jack Leggett on Widmann

"Stan is the comeback player-of-the-year in my opinion. No one has worked harder through a more serious injury than him. He continues to keep working hard and is always looking for a way to make himself better. He has a great deal of pride and is one of our leaders as a team captain. He is a player who his teammates look up to in order to try to figure out how to be successful at this level. I'm so glad to have him back and so glad that he's healthy."

2007 (Junior)

Drafted in the 39th round (#1187 overall pick) by the Oakland Athletics...hit .409 with five runs scored, a double, triple, homer, six RBIs, a .458 on-base percentage, and three steals in six games (all starts at shortstop)...suffered a season-ending neck injury in late February and had surgery at the Mayo Clinic in Minnesota on March 27...totaled at least two hits in four of the six games...did not commit an error in 25 chances in the field...went 2-for-4 with a solo homer against Pacific on Feb. 23...went 2-for-4 with three RBIs batting at the leadoff spot in the first game of a doubleheader against Pacific on Feb. 24.

2006 (Sophomore)

Hit .307 with a .373 on-base percentage in 67 games (all starts at shortstop)...had 12 doubles, two triples,

a homer, and was 15-15 on steals; the 15 steals without being thrown out was the second-highest figure in Tiger history...had 19 multi-hit games...had four bunt singles...was 15-for-36 (.417) in the last nine games...had 16 two-out RBIs...was 5-for-12 (.417) with 12 RBIs with the bases loaded...batted a team-best .387 in eight NCAA Tournament starts...named to the Clemson Regional All-Tournament team after going 6-for-13 (.462) with two doubles, a homer, and four RBIs in three games...went 3-for-4 with two steals against #25 Kansas on Mar. 10...went 3-for-5

with a double and two runs scored against #22 Wake Forest on May 18...hit a go-ahead, two-run single in the eighth inning in the first game of a doubleheader against #7 Georgia Tech in the ACC Tournament on May 27...went 3-for-5 with a triple and two runs scored against #25 N.C. State in the ACC Tournament on May 28...went 2-for-3 with a two-run homer and double against North Carolina-Asheville in the Clemson Regional on Jun. 2...went 3-for-5 with two RBIs against Elon in the Clemson Regional on Jun. 3...hit a go-ahead, two-run single with two outs in the eighth inning against #14 Oral Roberts in the Clemson Super Regional on Jun. 10...played for Falmouth in the Cape Cod League in the summer, where he hit .286 with seven stolen bases in 32 games...#32 sophomore in the nation in the pre-season by **Baseball America**.

2005 (Freshman)

Hit .289 with seven doubles, four homers, and 25 RBIs in 66 starts (all at shortstop)...had a team-high five sacrifice flies, seven sacrifice bunts, and six bunt singles...had seven steals in eight tries...committed just four errors and had a .973 fielding percentage in 30 ACC regular-season games...hit .330 against top-25 ranked teams...went 3-for-4 against #18 California-Irvine on Feb. 26...went 3-for-5 with two bunt singles and two runs scored in the second game of a doubleheader at #6 Florida State on Apr. 3...went

2-for-4 with two runs scored and his first career home run against Duke on Apr. 10...went 2-for-3 with two RBIs, including the game-tying, RBI single in the sixth inning, against Virginia on Apr. 15...went 2-for-4 with a homer, three RBIs, and three runs scored against #6 Georgia Tech on Apr. 29...hit a two-run homer against #8 Miami (FL) in the ACC Tournament on May 26...had three RBIs against North Carolina A&T in the Clemson Regional on Jun. 3...went 2-for-4 with the go-ahead two-run single with the bases loaded in the seventh inning at #6 Baylor in the Waco Super Regional on Jun. 11...went 2-for-3 with a hit-by-pitch at #6 Baylor in the Waco Super Regional on Jun. 13; he was 4-for-9 (.444) with a .583 on-base percentage in three games against the team from his nearby hometown...played for Eules in the Texas Collegiate League in the summer, where he hit .239 in 109 at-bats (32 games)...#5 newcomer in the ACC and #14 freshman in the nation in the pre-season by **Baseball America**.

Before Clemson

Lettered four times in baseball at L.D. Bell High School, where he was coached by Paul Gibson...played in an All-America game in Albuquerque, NM after his senior season...all-state selection as a senior...chosen to play in the inaugural AFLAC All-American High School Baseball Classic in Fort Myers, FL prior to his senior season.

Personal

Majoring in sport management...first Tiger from the state of Texas since 1993...pronounced WIHD-mihn...born Stanley Ray Widmann on Aug. 25, 1985 in Fort Worth, TX.

Widmann's Career Stats

Overall																							
Year	Avg	GP-GS	AB	R	H	2B	3B	HR	RBI	TB	Slg%	BB	HP	SO	GDP	OB%	SF	SH	SB	PO	A	E	Fld%
2005	.289	66-66	232	36	67	7	1	4	25	88	.379	17	1	54	10	.333	5	7	7-8	102	205	25	.925
2006	.307	67-67	241	39	74	12	2	1	30	93	.386	24	2	39	1	.373	1	2	15-15	98	186	23	.925
2007	.409	6-6	22	5	9	1	1	1	6	15	.682	2	0	1	0	.458	0	0	3-3	6	19	0	1.000
Totals	.303	139-139	495	80	150	20	4	6	61	196	.396	43	3	94	11	.358	6	9	25-26	206	410	48	.928

ACC Regular Season																							
Year	Avg	GP-GS	AB	R	H	2B	3B	HR	RBI	TB	Slg%	BB	HP	SO	GDP	OB%	SF	SH	SB	PO	A	E	Fld%
2005	.257	30-30	109	20	28	3	0	3	12	40	.367	7	0	25	4	.294	3	4	2-2	46	92	4	.972
2006	.310	28-28	100	17	31	7	0	0	16	38	.380	9	2	15	0	.378	0	0	8-8	30	77	10	.915
Totals	.282	58-58	209	37	59	10	0	3	28	78	.373	16	2	40	4	.335	3	4	10-10	76	169	14	.946





#20 Matt Zoltak

LHP • L-L • 5-11 • 200 • So. • 1VL

Philadelphia, Pennsylvania
Plymouth Whitmarsh Senior High School

at Clemson...hard thrower who has the ability to grow into a starting role in the future...only native of Pennsylvania and one of only two Tigers from the north-eastern region of the country on the team; freshman lefthander Casey Harman (South Burlington, VT) is the other...one of only four lettermen in Tiger history whose last name begins with the letter "Z."

Zoltak's Career Highs

Total IP	3.0	Georgia	4/4/07
Scoreless IP	2.0	many (2)	-----
Hits	4	Georgia	4/4/07
Runs	3	South Carolina	4/18/07
Earned Runs	3	South Carolina	4/18/07
Walks	4	N.C. State	5/17/07
Strikeouts	3	Pacific	(2)2/24/07

Head Coach Jack Leggett on Zoltak

"Matt is a lefthander who has tremendous amount of untapped potential. We have to get him to be as

focused as he needs to be. He works hard and is in shape, but he has to be consistent in everything that he does as far as throwing strikes and changing speeds. He is a player who you would not be surprised if he walked out on the mound every time and was very successful."

2007 (Freshman)

Had a 1-3 record and 5.66 ERA in 17 appearances (two starts)...led all Tiger freshmen in appearances...in 20.2 innings pitched, he allowed 23 hits (.267 opponents' batting average) and 12 walks with

16 strikeouts...did not allow a double or throw a wild pitch...had a 3.07 ERA in 14.2 innings pitched in non-ACC regular-season games...had a 2.35 ERA in March...held opponents to a .222 batting average with two outs, .154 batting average with runners in scoring position and two outs, and .234 batting average with the bases empty...had a 3.46 ERA in 13.0 innings pitched at home...had two putouts and five assists without committing an error...in his first career outing, he pitched 2.0 innings in relief, allowing two hits, no runs, and no walks along with three strikeouts in the second game of a doubleheader against Pacific on Feb. 24...pitched 1.2 perfect innings in relief against #17 Coastal Carolina on Mar. 7...pitched 2.0 innings in relief, allowing one hit, no runs, and no walks with two strikeouts against Georgia Southern on Mar. 14...pitched 1.2 innings in relief, allowing no runs with two strikeouts to pick up his first career win against Western Carolina on Mar. 28...allowed one run in 3.0 innings pitched in his first career start against Georgia on Apr. 4...pitched a perfect inning in relief with a strikeout against



Wofford at Greenville, SC on May 8...pitched a perfect inning in relief at #10 Coastal Carolina in the Myrtle Beach Regional on Jun. 4...played for Youse's Maryland Orioles in the Cal Ripken Senior League in the summer, where he had a 2-2 record and 1.19 ERA in seven appearances (six starts); in 30.1 innings pitched, he allowed 20 hits (.180 opponents' batting average) and 10 walks with 32 strikeouts.

Before Clemson

First-team all-state pick at Plymouth Whitmarsh Senior High School...#171 prospect in the nation by **Perfect Game**...#5 prospect in Pennsylvania by **Perfect Game**...member of the East Coast Professional Showcase in 2005...was 8-2 with an 0.98 ERA and 82 strikeouts in 45.0 innings pitched during his junior season...Second-Team All-Southeastern Pennsylvania pick as a junior...first-team all-league as a junior...lettered three times in baseball at Plymouth Whitmarsh Senior High, where he was coached by Bob Slagle.

Personal

Major is undeclared...pronounced ZOHL-tak...born Matthew Seyler Zoltak on Jun. 27, 1988 in Livingston, NJ.



Zoltak's Career Stats

Overall																						
Year	ERA	W-L	APP	GS	CG	SHO/CBO	SV	IP	H	R	ER	BB	SO	AB	O/BA	WP	HBP	BK	PO	A	E	Fld%
2007	5.66	1-3	17	2	0	0/2	0	20.2	23	13	13	12	16	86	.267	0	1	0	2	5	0	1.000
ACC Regular Season																						
Year	ERA	W-L	APP	GS	CG	SHO/CBO	SV	IP	H	R	ER	BB	SO	AB	O/BA	WP	HBP	BK	PO	A	E	Fld%
2007	14.40	0-2	8	0	0	0/0	0	5.0	10	8	8	7	4	26	.385	0	1	0	1	2	0	1.000



#43 Kyle Deese

RHP • R-R • 6-1 • 195 • Fr. • HS
Inman, South Carolina
Chapman High School



First-year freshman righthander who will compete for innings out of the bullpen in 2008.

Head Coach Jack Leggett on Deese: "Kyle is a freshman righthander who if we can keep healthy, he will be able to show off his strong arm. He has the ability to pitch at this level and do well for our team. We have to keep him healthy, and once that happens, he is going to be fighting for some innings this season."

Before Clemson: An all-state selection as a senior and all-region pick as a junior and senior at Chapman High School...lettered three times in baseball at Chapman High School, where he was coached by Kevin Carr.

Personal: Majoring in community recreation, sport, & camp management...born Patrick Kyle Deese on Oct. 31, 1988 in Spartanburg, SC.



#32 Trey Delk

RHP • R-R • 5-10 • 180 • *Jr. • JC
Elgin, South Carolina
Spartanburg Methodist College



Experienced righthander from Spartanburg Methodist College who will provide depth in the bullpen in 2008.

Head Coach Jack Leggett on Delk: "Trey is a junior college transfer from Spartanburg Methodist College with experience. He has a strong arm with a good curveball. He is going to be factor for us this year in helping us win. He is a very good team player and works extremely hard, so I see good things happening for him."

Before Clemson: Spent the 2006 and 2007 seasons at Spartanburg Methodist College, where he was coached by Tim Wallace...#3 junior college prospect in South Carolina by **Perfect Game**...first-team all-region selection in 2007...member of the region champions in 2006 and 2007, and member of the district champions in 2007...spent the 2005 season at South Carolina, but he did not appear in a game...region player-of-the-year as a junior and senior at Lugoff-Elgin High School, where he was coached by Randy Stokes...South Carolina Select team member as a senior.

Personal: Majoring in economics...born Charles Randolph Delk III on Dec. 17, 1985 in Elgin, SC.



#26 Chris Epps

OF • L-R • 6-0 • 180 • Fr. • HS
Stone Mountain, Georgia
Dunwoody High School



Talented freshman outfielder with a tremendous upside who will compete for a starting outfield spot and at designated hitter.

Head Coach Jack Leggett on Epps: "Chris is an exciting freshman who is a lefthanded hitter and plays in the outfield. He has some snap in his hands and is learning to play the game at this level. He has a great attitude and works extremely hard. He is a player you like to be around. I think he's going to be a really good player for us."

Before Clemson: Member of the state championship team as a senior at Dunwoody High School, the school's first-ever state title...#106 prospect in the nation by **Perfect Game** and #111 prospect by **Baseball America**...#7 prospect in Georgia by **Perfect Game**...drafted in the 28th round (#869 overall pick) by the Chicago White Sox...lettered four times in baseball at Dunwoody High School, where he was coached by Tom Bass.

Personal: Majoring in community recreation, sport, & camp management...born Christopher Kenneth Epps on Dec. 10, 1988 in Atlanta, GA.



#5 Mike Freeman

INF • L-R • 5-11 • 185 • So. • TR
Orlando, Florida
University of Georgia



Sophomore transfer with experience playing in an outstanding conference (SEC)...will compete for the starting spot at second base in 2008.

Head Coach Jack Leggett on Freeman: "Mike ended up having a really good fall, especially at the end of the fall season. He transferred into our program and it took him awhile to make adjustments. But once he made the adjustments and understood how we wanted him to play and practice, he really came on strong. He showed us some really exciting things to look forward to as far as offensive and defensive play. He turns the double play very well and should see a lot of time at second base."

Before Clemson: Played for Keene in the NECBL in the summer of 2007, where he batted .297 in 40 games; he led the team in hits (49), RBIs (24), sacrifice bunts (5), and assists (147) while splitting time at shortstop and second base...lettered as a freshman at Georgia during the 2007 season...hit .237 with four doubles, eight RBIs, and a team-high seven sacrifice bunts in 48 games (40 starts) with the Bulldog program...went 3-for-4 with a double against #24 Georgia Tech at Turner Field...member of the SEC Academic Honor Roll...drafted in the 41st round (#1233 overall pick) by the San Diego Padres in 2006...batted .440 with 23 RBIs as a senior at Edgewater High School...defensive MVP in the Central Florida All-Star game...member of the state of Florida All-Star team...attended the East Coast Professional Showcase and Florida Diamond Club...member of the Orlando Scorpions, who finished second in the 2005 Perfect Game Under-18 World Wood Bat Championship while playing shortstop...batted .437 with 17 RBIs as a junior...lettered four times in baseball, two times in soccer, and once in golf at Edgewater High School, where he was coached by Chip Gierke.

Personal: Majoring in pre-business...born Michael Barrett Freeman on Aug. 4, 1987 in Orlando, FL.

Freeman's Overall Stats

Year	AVG	G-GS	AB	R	H	2B	3B	HR	RBI	TB	BB	HBP	SF	OB%	SB
2007*	.237	48-40	135	14	32	4	0	0	8	36	12	2	0	.309	2-3

* - Georgia



#35 Craig Gullickson

LHP • L-L • 5-11 • 210 • Fr. • HS
Palm Beach Gardens, Florida
Cardinal Newman High School



First-year freshman lefthander with an outstanding breaking ball who is expected to see valuable innings on the mound during the 2008 season...son of former Major League pitcher Bill Gullickson.

Head Coach Jack Leggett on Gullickson: "Craig is a freshman lefthander who has one of the best breaking balls on the team. He made some strong improvements over the course of the fall and I look for him to get some innings this season. He has a little savvy about him and a competitive spirit as well. He is going to be an outstanding pitcher for us in the future."

Before Clemson: Selected as team MVP as a sophomore, junior, and senior at Cardinal Newman High School...named an East-West All-American along with earning all-state and all-area honors during his senior season...#106 prospect in the nation by **Baseball America** and #158 prospect by **Perfect Game**...#26 prospect in Florida by **Perfect Game**...lettered four times in baseball and two times in basketball at Cardinal Newman High School, where he was coached by Jack Kokinda.

Personal: Son of former Major Leaguer Bill Gullickson, who pitched for the Expos, Reds, Yankees, Astros, and Tigers for 14 years from 1979-94; he also totaled 162 victories with a 3.93 ERA in 2,560.0 innings pitched in his career...majoring in community recreation, sport, & camp management...born Craig Kuwata Gullickson on Aug. 2, 1988 in Tokyo, Japan.



Rookie Bios



#36 Casey Harman

LHP • L-L • 6-2 • 185 • Fr. • HS
South Burlington, Vermont
South Burlington High School



First-year freshman lefthander from South Burlington (VT) High School, Head Coach Jack Leggett's alma mater and hometown...expected to contribute in 2008.

Head Coach Jack Leggett on Harman: "Casey is a freshman from Vermont who might be one of the players who improved the most over the fall. He looked good early, but then he looked really good late in the fall. His arm is getting stronger. He has the chance to have a good slider. He is a competitor, and I think he's going to help us out as a freshman."

Before Clemson: Gatorade Player-of-the-Year and Louisville Slugger Player-of-the-Year as a senior at South Burlington High School...first-team all-state selection and picked to the Vermont North-South All-Star game as a senior...#1 prospect in Vermont by **Perfect Game**...played on the state championship team as a sophomore and junior...lettered four times in baseball and three times in basketball at South Burlington High, where he was coached by Patrick Bose...played at the same high school that Jack Leggett attended; Leggett's baseball team won the state title as a junior (1971) and senior (1972), the school's last state championships until 2005.

Personal: Majoring in community recreation, sport, & camp management...born Casey Richard Harman on Mar. 17, 1989 in Fort Myers, FL.



#4 John Hinson

INF • L-R • 6-0 • 180 • Fr. • HS
Asheville, North Carolina
A.C. Reynolds High School



Multi-talented first-year freshman who will compete for the starting spot at third base in 2008.

Head Coach Jack Leggett on J. Hinson: "John has all the tools to become an outstanding player here at Clemson. He has the desire, attitude, and work ethic. He's coming off an injury during the fall, but I think he's going to be a 100-percent healthy in the spring. If so, he's going to help us offensively and become a good third-baseman. He has an excellent arm and nice bat. He has some good speed for his size. I look for good things from him this season."

Before Clemson: Team MVP as a senior at A.C. Reynolds High School...set the school for career hits...four-time all-conference pick...drafted in the 40th round (#1210 overall pick) by the Philadelphia Phillies...#170 prospect in the nation by **Baseball America** and #314 prospect by **Perfect Game**...#13 prospect in North Carolina by **Perfect Game**...East Coast Professional Showcase selection in 2006...represented North Carolina in the 2006 National Home Run Derby in Delray Beach, FL, where he advanced to the semifinals...set single-season school records for doubles (14) and hits (44) along with totaling nine

homers as a junior...lettered four times in baseball at A.C. Reynolds High School, where he was coached by Bryan Craig.

Personal: Majoring in psychology...born John David Hinson II on Sept. 13, 1988 in Asheville, NC.



#8 Clinton McKinney

RHP • R-R • 6-1 • 190 • Jr. • TR
Greenville, South Carolina
UNC Greensboro



Junior transfer who spent the last two seasons at North Carolina-Greensboro...uses his submarine delivery to be effective in retiring righthanded batters...will be used out of the bullpen in 2008.

Head Coach Jack Leggett on McKinney: "Clinton is a transfer into our program and is coming off shoulder surgery. He throws down under on the right side. He is very effective, especially against righthanded batters. He is a very hard worker. He has a real firm and strong fastball with a good submarine slider. He has a chance to help us in some critical situations this year."

Before Clemson: Lettered at North Carolina-Greensboro in 2006 and 2007, where he was coached by Mike Gaski...in 55 appearances with the Spartans, he had a 3-6 record with a 3.97 ERA and two saves in 90.2 innings pitched...had a 3-1 record and 3.37 ERA in 34.2 innings pitched with 35 strikeouts against seven walks as a sophomore at North Carolina-Greensboro...member of the Valley League champions in the summer of 2006...AAA Player-of-the-Year, an all-state selection, and region MVP as a senior at Greenville High School...named to the North-South All-Star game as a senior...member of the state championship team as a senior...lettered four times in baseball and two times in football at Greenville High School, where he was coached by Dave Delgado.

Personal: Majoring in management...born Clinton Coleman McKinney on Nov. 17, 1986 in Greenville, SC.

McKinney's Overall Stats

Year	ERA	W-L	G-GS	CG	SHO	SV	IP	H	R	ER	BB	SO
2006*	4.34	1-5	33-2	0	0	1	56.0	57	34	27	29	33
2007*	3.37	2-1	22-0	0	0	1	34.2	33	17	13	7	35
Total	3.97	3-6	55-2	0	0	2	90.2	90	51	40	36	68

Year	AVG	G-GS	AB	R	H	2B	3B	HR	RBI	TB	BB	HBP	SF	OB%	SB
2007*	.189	17-16	53	6	10	2	0	1	6	15	4	1	0	.259	0-0

* - North Carolina-Greensboro



#17 John Nester

C • R-R • 6-0 • 195 • Fr. • HS
Greer, South Carolina
Riverside High School



First-year freshman catcher who will compete for innings behind starter Doug Hogan.

Head Coach Jack Leggett on Nester: "John is a freshman catcher who has gotten better with every swing and every practice in the fall. He has become much stronger and his arm has improved. His bat has improved as well, and he is one of the most improved players on our team coming off the fall. I think he has a chance to help Doug (Hogan) and earn some innings for us."

Before Clemson: Two-time all-state selection at Riverside High School...two-time all-region pick and member of the South Carolina Select team...named team's Most Valuable Defensive Player as a senior...member of two state championship teams and four region championship teams...#2 prospect in South Carolina by **Perfect Game**...#1 catcher prospect in South Carolina by **Diamond Prospects**...#1 two-way player in South Carolina by **Diamond Prospects**...first-team all-

Student Support Staff



Brian Ford
Equipment Manager
1st Season
Sr. • Bel Air, MD



Mark Smith
Equipment Manager
1st Season
So. • Ruby, SC



Nate Johnson
Equipment Manager
1st Season
Fr. • Essex Junction, VT



Yasuaki Okawa
Athletic Trainer
1st Season
Louisiana-Lafayette '07

state selection during his junior season...had a 5-0 record with a 1.91 ERA, four saves, and 76 strikeouts in 36.0 innings pitched as a junior...lettered four times in baseball and once in basketball at Riverside High School, where he was coached by Chris Bates.

Personal: Major is undeclared...born John Michael Nester on May 28, 1989 in Huntington, WV.



#25 Kyle Parker

C/INF • R-R • 6-0 • 190 • Fr. • HS
Jacksonville, Florida
Bartram Trail High School



First-year freshman catcher and infielder who graduated from high school a semester early to enroll in January...signed to play football at Clemson as one of the top quarterback prospects in the country.

Head Coach Jack Leggett on Parker: "Kyle is a two-sport athlete who signed here to play football, but he has a strong desire to play baseball. He has outstanding abilities as a hitter, catcher, and infielder. He is very athletic and has a good sense of what he's doing on the baseball field. I'm anxious to see him progress as the season goes on, and I think he is going to pick things up quickly and make an impact."

Before Clemson: Standout baseball player and quarterback at Bartram Trail High School, where he was coached by Tony Sowers...first-team all-state and all-county selection as a junior...county player-of-the-year as a junior...did not play his senior year of high school on the diamond in the spring of 2008, because he graduated a semester early; he accepted a football scholarship and enrolled at Clemson in January of 2008...#34 overall football prospect in the nation by ESPN.com...played in the Under Armour National All-Star game in January, 2008; he threw the game-winning touchdown pass in the fourth quarter...lettered four times in baseball and four times in football at Bartram Trail High School.

Personal: Son of former Vanderbilt and NFL wide receiver Carl Parker, who was a member of the Cincinnati Bengals, New York Jets, and Minnesota Vikings for a total of six seasons; he played three games during the 1989 season and had one reception for 45 yards that year; he also played three games in the 1988 season during the Cincinnati Bengals' Super Bowl season...his mother Cathy was featured on ESPN's "Outside the Lines" in 2007, as she helped raise over \$800,000 for Barrow (AK) High School's new artificial turf field that was named Cathy Parker Field in her honor...majoring in communication studies...born Kyle James Parker on Sept. 30, 1989 in Cincinnati, OH.



#13 Trent Rothlin

RHP • R-R • 6-1 • 185 • Fr. • HS
Hickory, North Carolina
Fred T. Foard High School



First-year freshman righthander who will compete for innings on the pitching staff in 2008...from the same hometown as Tiger teammate and outfielder Wilson Boyd.

Head Coach Jack Leggett on Rothlin: "Trent is a righthander who has really good ball movement and feel for a changeup. He has a strong arm to go along with it. He was hampered a little with an injury in the fall, but he has come back and will be a big factor in the spring. I'm excited about the future he brings to our program."

Before Clemson: Three-time all-star selection at the North Carolina State Games at Fred T. Foard High School...#121 prospect in the nation by Perfect Game and #142 prospect by Baseball America...#5 prospect in North Carolina by Perfect Game...drafted in the 35th round (#1061 overall pick) by the Seattle Mariners...conference player-of-the-year as a junior...led the state in strikeouts (126) as a junior...lettered four times in baseball at Fred T. Foard High School, where he was coached by Marcus Greer.

Personal: Majoring in pre-business...born Trent Bradley Rothlin on Dec. 24, 1988 in Fortuna, CA.



#21 Matt Sanders

INF • R-R • 6-1 • 170 • Jr. • JC
New Bern, North Carolina
Young Harris (GA) College



Junior-college transfer who will compete for the starting job in the infield.

Head Coach Jack Leggett on Sanders: "Matt is a junior-college transfer and infielder who plays third base, shortstop, and second base. He has some versatility and is very athletic. I look for him to give us some good innings from all three positions, but at the same time provide some hitting as a righthanded hitter. He works hard and is very unselfish."

Before Clemson: Played two seasons at Young Harris (GA) College, where he was coached by Rick Robinson...all-conference pick in 2007...played for New Bern in the Coastal Plain League in the summer of 2006, where he hit .255 with nine doubles, three homers, and 21 RBIs...junior-college all-state selection in 2006...hit .438 with 11 doubles and four homers in 35 games in 2006...Sun Journal Player-of-the-Year as a senior at New Bern High School...Sun Journal All-Area pick as a junior and senior...all-conference selection as a junior and senior...AAAA all-state selection as a junior...lettered three times in baseball at New Bern High School, where he was coached by Gary Smith.

Personal: Majoring in economics...born Matthew Stanton Sanders on May 10, 1987 in New Bern, NC.



#3 Jeff Schaus

OF • L-R • 6-1 • 190 • Fr. • HS
Naples, Florida
Barron Collier High School



Talented first-year freshman outfielder who will compete for a starting spot in the outfield...impressed coaches in the fall with his consistent bat.

Head Coach Jack Leggett on Schaus: "Jeff is a lefthanded hitter who is one of our really outstanding freshmen. He is a player who will see a lot of action in right field. He makes consistent contact and hits the ball on the barrel. He is also a good runner for his size. We are very excited about what he brings to the table, and I think he has a great future at Clemson."

Before Clemson: Standout at Barron Collier High School, the same school that sent Andy D'Alessio (2004-07) to Clemson...FACA All-Star...#47 prospect in the nation by Perfect Game and #68 prospect by Baseball America...#8 prospect in Florida by Perfect Game...drafted in the 35th round (#1066 overall pick) by the Texas Rangers...World Wood Bat Tournament MVP (hitter) in 2006...honorable mention all-state pick as a junior...first-team all-county and all-area selection as a sophomore and junior...led the team with a .402 batting average and 12 stolen bases as a junior...led the team with a .410 batting average as a sophomore...lettered three times in baseball at Barron Collier High School, where he was coached by Ted Parsons.

Personal: His sister Kristen is a senior softball pitcher at Princeton...majoring in construction science & management...pronounced SHAWS...born Jeffrey Michael Schaus on Apr. 7, 1989 in La Jolla, CA.



2007 Fall Omaha Challenge

In the fall of 1998, Head Coach **Jack Leggett** conceived a competition to test his players and help them reach their strength goals. The contest was named "Omaha Challenge." Its purpose is to serve as an intense form of evaluation to measure muscular endurance, mental toughness, and develop team unity using a variety of resistance, agility, and conditioning tests.

Before the 2008 season, the fielders competed against each other, as did the pitchers. The fielders performed the bench press (135 pounds), pullups, "Hercules Hold," 120-yard "Omaha Shuttle," "Omaha Four-Lapper" (2.2 miles), and agility circuit. The pitchers performed in the same events as the fielders, except the pitchers did a 55-pound dumbbell bench press. Each team also competed in the Rosenblatt Relay, where each team member ran a different distance.

Sophomore **J.D. Burgess** captured the fielders' competition with 544 points. Junior **D.J. Mitchell** won the pitchers' event, totaling 541 points.

Fielders

Rk	Player	Points
1.	J.D. Burgess	544
2.	Doug Hogan	531
3.	Chris Epps	508
4.	Matt Sanders	506
5.	Addison Johnson ..	497
6.	Wilson Boyd	496
7.	John Nester	490
8.	Mike Freeman	482
9.	Ben Paulsen	474

Bench Press

Doug Hogan	35
------------------	----

Pullups

Doug Hogan	27
------------------	----

Hercules Hold

Chris Epps	2:01
------------------	------

Omaha Shuttle

Addison Johnson ...	1:41
---------------------	------

Omaha Four-Lapper

J.D. Burgess	13:42
--------------------	-------

Agility Circuit

J.D. Burgess	1:56
--------------------	------

Pitchers

Rk	Player	Points
1.	D.J. Mitchell	541
2.	Matt Vaughn	526
3.	Alex Martin	475
4.	William Bond	466
5.	Justin Sarratt	455
6.	Matt Zoltak	445
7.	Ryan Hinson	422
8.	Brock Schnabel ..	417
9.	Casey Harman ...	400

Dumbbell Bench Press

Matt Vaughn	38
-------------------	----

Pullups

D.J. Mitchell	33
---------------------	----

Hercules Hold

D.J. Mitchell	3:09
---------------------	------

Omaha Shuttle

D.J. Mitchell	1:35
---------------------	------

Omaha Four-Lapper

D.J. Mitchell	13:20
---------------------	-------

Agility Circuit

William Bond	1:58
--------------------	------

Team Standings

Rk	Team	Points
1.	Hogan	3973
2.	Widmann	3910
3.	Vaughn	3743



How Bad Do You Want It?

Overall Team & Individual Champions



Team Hogan (Ryan Hinson, John Hinson, Doug Hogan, J.D. Burgess, Craig Gullickson, Alex Lee, Ben Paulsen, Wilson Boyd, Chris Epps) won the team title. Burgess won the individual title.



Individual Event Champions



D.J. Mitchell
Hercules Hold • Overall
3 minutes, 9 seconds



Doug Hogan
Pullups • Fielders
27 reps



J.D. Burgess
Omaha Four-Lapper • Fielders
13 minutes, 42 seconds



In its 10 years, the Omaha Challenge has built team unity and a strong work ethic in the fall.

2008 Opponents



2008 CLEMSON BASEBALL



Boston College

March 14,15,16 at Clemson, SC

General Information

Location: Chestnut Hill, MA
 Enrollment: 14,500
 Nickname: Eagles
 Colors: Maroon & Gold
 Conference: Atlantic Coast
 First Year of Baseball: 1946

**Stadium Information**

Home Field (Capacity): .. Eddie Pellagrini Diamond (1,000)
 Dimensions: LL-330, LC-370, C-400, RC-365, RL-320
 Press Box Phone: (617) 552-0530

Coaching Information

Head Coach: Mik Aoki (Davidson '90)
 Record at Boston College: 24-27-1 (1 season)
 Career Record: 111-167-1 (6 seasons)
 Assistant Coaches: .. Joe Hastings (East Carolina '01)
 Steve Englert (Boston College '87)
 Jesse Woods (Western New England '04)

Team Information

2007 Record (Rank): 24-27-1 (NR)
 2007 ACC Record (Finish): 12-17 (5th (Atlantic))
 Lettermen Returning/Lost: 26/11
 Position Starters Returning/Lost: 3/6
 Pitchers Returning/Lost: 11/3
 Series Record: Clemson leads 4-2

SID Information

Baseball Contact: Ben Warnick
 SID Office Phone: (617) 552-4508
 SID Fax: (617) 552-4903
 SID Email: warnickb@bc.edu
 Athletic Website: BCEagles.com

Coastal Carolina

March 18 at Clemson, SC

General Information

Location: Conway, SC
 Enrollment: 8,300
 Nickname: Chanticleers
 Colors: Coastal Green, Bronze, & Black
 Conference: Big South
 First Year of Baseball: 1975

**Stadium Information**

Home Field (Capacity): .. Charles Watson Stadium (2,000)
 Dimensions: LL-320, LC-360, C-390, RC-360, RL-325
 Press Box Phone: (843) 421-8244

Coaching Information

Head Coach: Gary Gilmore (Coastal Carolina '80)
 Record at Coastal Carolina: 457-263 (12 seasons)
 Career Record: 710-365 (18 seasons)
 Assistant Coaches: .. Kevin Schnall (Coastal Carolina '01)
 Brendan Dougherty (Coastal Carolina '98)
 Drew Thomas (Illinois State '98)

Team Information

2007 Record (Rank): .. 50-13 (#20 BA, #24 CB, #23 SW)
 2007 BSC Record (Finish): 17-4 (1st)
 Lettermen Returning/Lost: 15/9
 Position Starters Returning/Lost: 5/4
 Pitchers Returning/Lost: 9/5
 Series Record: Clemson leads 36-6

SID Information

Baseball Contact: Kent Reichert
 SID Office Phone: (843) 349-2840
 SID Fax: (843) 349-2819
 SID Email: kreicher@coastal.edu
 Athletic Website: GoCCUSports.com

Central Florida

May 15,16,17 at Orlando, FL

General Information

Location: Orlando, FL
 Enrollment: 48,897
 Nickname: Knights
 Colors: Black & Gold
 Conference: Conference USA
 First Year of Baseball: 1973

**Stadium Information**

Home Field (Capacity): Jay Bergman Field (2,230)
 Dimensions: LL-325, LC-375, C-400, RC-375, RL-325
 Press Box Phone: (407) 823-4487

Coaching Information

Head Coach: Jay Bergman (Rollins '63)
 Record at Central Florida: 967-575-3 (25 seasons)
 Career Record: 1183-688-3 (31 seasons)
 Assistant Coaches: .. Craig Cozart (Central Florida '96)
 Bryan Peters (South Florida '97)
 Rich Wallace (Central Florida '04)

Team Information

2007 Record (Rank): 27-32 (NR)
 2007 C-USA Record (Finish): 7-17 (8th)
 Lettermen Returning/Lost: 21/11
 Position Starters Returning/Lost: 8/0
 Pitchers Returning/Lost: 8/8
 Series Record: Central Florida leads 3-2

SID Information

Baseball Contact: Brian Ormiston
 SID Office Phone: (407) 823-2409
 SID Fax: (407) 823-5266
 SID Email: bormiston@athletics.ucf.edu
 Athletic Website: UCFAthletics.com

Duke

April 18,19,20 at Durham, NC

General Information

Location: Durham, NC
 Enrollment: 6,197
 Nickname: Blue Devils
 Colors: Royal Blue & White
 Conference: Atlantic Coast
 First Year of Baseball: 1889

**Stadium Information**

Home Field (Capacity): Jack Coombs Field (2,000)
 Dimensions: LL-330, LC-375, C-400, RC-375, RL-330
 Press Box Phone: (919) 812-7141

Coaching Information

Head Coach: Sean McNally (Duke '94)
 Record at Duke: 44-65 (2 seasons)
 Career Record: 44-65 (2 seasons)
 Assistant Coaches: .. Matthew Boggs (Georgia Tech '02)
 Sean Snedeker (Texas A&M '90)
 Jonathan Anderson (Duke '07)

Team Information

2007 Record (Rank): 29-25 (NR)
 2007 ACC Record (Finish): 8-22 (5th (Coastal))
 Lettermen Returning/Lost: 19/4
 Position Starters Returning/Lost: 6/3
 Pitchers Returning/Lost: 11/2
 Series Record: Clemson leads 114-60-1

SID Information

Baseball Contact: Chris Cook
 SID Office Phone: (919) 684-8708
 SID Fax: (919) 684-2489
 SID Email: cook@duaa.duke.edu
 Athletic Website: GoDuke.com

College of Charleston

February 19 at Mount Pleasant, SC • May 13 at Clemson, SC

General Information

Location: Charleston, SC
 Enrollment: 11,617
 Nickname: Cougars
 Colors: Maroon & White
 Conference: Southern
 First Year of Baseball: 1899

**Stadium Information**

Home Field (Capacity): Patriots Point Field (2,000)
 Dimensions: LL-300, LC-375, C-400, RC-375, RL-330
 Press Box Phone: (843) 953-9141

Coaching Information

Head Coach: John Pawlowski (Clemson '96)
 Record at College of Charleston: .. 299-172-1 (8 seasons)
 Career Record: 299-172-1 (8 seasons)
 Assistant Coaches: .. Scott Foxhall (College of Charleston '02)
 Matt Heath (Louisiana State '02)
 Chris Morris (College of Charleston '05)

Team Information

2007 Record (Rank): 39-19 (NR)
 2007 SoCon Record (Finish): 20-7 (T-1st)
 Lettermen Returning/Lost: 18/12
 Position Starters Returning/Lost: 4/5
 Pitchers Returning/Lost: 6/6
 Series Record: Clemson leads 18-0

SID Information

Baseball Contact: Tony Ciuffo
 SID Office Phone: (843) 953-5465
 SID Fax: (843) 953-6534
 SID Email: ciuffo@cofc.edu
 Athletic Website: COFCSports.com

Elon

March 25,26 at Clemson, SC

General Information

Location: Elon, NC
 Enrollment: 5,456
 Nickname: Phoenix
 Colors: Maroon & Gold
 Conference: Southern
 First Year of Baseball: 1899

**Stadium Information**

Home Field (Capacity): Latham Park (2,000)
 Dimensions: LL-317, LC-360, C-385, RC-380, RL-327
 Press Box Phone: (336) 278-6788

Coaching Information

Head Coach: Mike Kennedy (Elon '91)
 Record at Elon: 351-271-3 (11 seasons)
 Career Record: 351-271-3 (11 seasons)
 Assistant Coaches: .. Greg Starbuck (Winston-Salem State '91)
 Robbie Huffstetler (Appalachian State '01)
 Grant Rembert (Elon '06)

Team Information

2007 Record (Rank): 32-29 (NR)
 2007 SoCon Record (Finish): 15-12 (3rd)
 Lettermen Returning/Lost: 15/11
 Position Starters Returning/Lost: 4/5
 Pitchers Returning/Lost: 9/5
 Series Record: Clemson leads 6-5

SID Information

Baseball Contact: Chris Rash
 SID Office Phone: (336) 278-6712
 SID Fax: (336) 278-6768
 SID Email: crash@elon.edu
 Athletic Website: ElonPhoenix.com

Florida State

May 3,4,5 at Clemson, SC

General Information

Location: Tallahassee, FL
Enrollment: 38,553
Symbol: Seminoles
Colors: Garnet & Gold
Conference: Atlantic Coast
First Year of Baseball: 1948



Stadium Information

Home Field (Capacity): Dick Howser Stadium (6,700)
Dimensions: LL-340, LC-365, C-400, RC-360, RL-320
Press Box Phone: (850) 644-1553

Coaching Information

Head Coach: Mike Martin (Florida State '66)
Record at Florida State: 1484-506-4 (28 seasons)
Career Record: 1484-506-4 (28 seasons)
Assistant Coaches: .. Jamey Shouppe (Florida State '82)
..... Mike Martin, Jr. (Florida State '95)
..... Rod Delmonico (Liberty '80)

Team Information

2007 Record (Rank): .. 49-13 (#14 BA, #10 CB, #15 SW)
2007 ACC Record (Finish): 24-6 (1st Atlantic)
Lettermen Returning/Lost: 13/18
Position Starters Returning/Lost: 5/4
Pitchers Returning/Lost: 5/8
Series Record: Florida State leads 58-49-1

SID Information

Baseball Contact: Jason Leturmy
SID Office Phone: (850) 644-5656
SID Fax: (850) 644-3820
SID Email: jleturmy@fsu.edu
Athletic Website: Seminoles.com

Furman

March 19 at Clemson, SC • May 7 at Greenville, SC (West End Field)

General Information

Location: Greenville, SC
Enrollment: 2,630
Nickname: Paladins
Colors: Purple & White
Conference: Southern
First Year of Baseball: 1896



Stadium Information

Home Field (Capacity): Furman Stadium (2,000)
Dimensions: LL-330, LC-350, C-393, RC-371, RL-330
Press Box Phone: (864) 294-3066

Coaching Information

Head Coach: Ron Smith (Furman '79)
Record at Furman: 340-416 (14 seasons)
Career Record: 340-416 (14 seasons)
Assistant Coaches: Brent Shade (Defiance '04)
..... Jeff Whitfield (Lander '04)
..... Dave Delgado (Erskine '77)

Team Information

2007 Record (Rank): 19-36 (NR)
2007 SoCon Record (Finish): 11-16 (8th)
Lettermen Returning/Lost: 18/10
Position Starters Returning/Lost: 5/3
Pitchers Returning/Lost: 11/3
Series Record: Clemson leads 132-57-4

SID Information

Baseball Contact: Hunter Reid
SID Office Phone: (864) 294-2061
SID Fax: (864) 294-3061
SID Email: hunter.reid@furman.edu
Athletic Website: FurmanPaladins.com

Georgia

April 1 at Athens, GA • April 2 at Clemson, SC

General Information

Location: Athens, GA
Enrollment: 33,959
Nickname: Bulldogs
Colors: Red & Black
Conference: Southeastern
First Year of Baseball: 1886



Stadium Information

Home Field (Capacity): Foley Field (3,291)
Dimensions: LL-345, LC-370, C-404, RC-365, RL-314
Press Box Phone: (706) 542-6161

Coaching Information

Head Coach: David Perno (Georgia '91)
Record at Georgia: 206-159 (6 seasons)
Career Record: 206-159 (6 seasons)
Assistant Coaches: Jason Eller (Georgia State '98)
..... Brady Wiederhold (Kennesaw State '94)
..... Justin Holmes (Georgia '05)

Team Information

2007 Record (Rank): 23-33 (NR)
2007 SEC Record (Finish): 11-19 (6th East)
Lettermen Returning/Lost: 19/8
Position Starters Returning/Lost: 6/3
Pitchers Returning/Lost: 12/2
Series Record: Georgia leads 114-96-2

SID Information

Baseball Contact: Christopher Lakos
SID Office Phone: (706) 542-1621
SID Fax: (706) 542-7993
SID Email: clakos@sports.uga.edu
Athletic Website: GeorgiaDogs.com

Georgia Tech

May 9,10,11 at Atlanta, GA

General Information

Location: Atlanta, GA
Enrollment: 16,793
Nickname: Yellow Jackets
Colors: Old Gold & White
Conference: Atlantic Coast
First Year of Baseball: 1895



Stadium Information

Home Field (Capacity): .. Russ Chandler Stadium (4,157)
Dimensions: LL-328, LC-391, C-400, RC-353, RL-334
Press Box Phone: (404) 894-3167

Coaching Information

Head Coach: Danny Hall (Miami (OH) '77)
Record at Georgia Tech: 611-273 (14 seasons)
Career Record: 819-390 (20 seasons)
Assistant Coaches: Bryan Prince (Georgia Tech '05)
..... Tom Kinkelaar (Miami (OH) '77)
..... Matt White

Team Information

2007 Record (Rank): 32-25 (NR)
2007 ACC Record (Finish): 15-14 (4th Coastal)
Lettermen Returning/Lost: 19/10
Position Starters Returning/Lost: 5/4
Pitchers Returning/Lost: 10/5
Series Record: Clemson leads 96-94-3

SID Information

Baseball Contact: Cheryl Watts
SID Office Phone: (404) 894-5445
SID Fax: (404) 894-1248
SID Email: cwatts@athletics.gatech.edu
Athletic Website: RamblinWreck.com

High Point

February 27 at Clemson, SC

General Information

Location: High Point, NC
Enrollment: 3,000
Nickname: Panthers
Colors: Purple & White
Conference: Big South
First Year of Baseball: 1933



Stadium Information

Home Field (Capacity): .. Coy O. Williard, Sr. Stadium (550)
Dimensions: LL-350, LC-375, C-400, RC-365, RL-330
Press Box Phone: (336) 841-3077

Coaching Information

Head Coach: Sal Bando, Jr. (Oklahoma State '93)
Record at High Point: 124-210 (6 seasons)
Career Record: 226-298 (10 seasons)
Assistant Coaches: .. Phil Maier (Wisconsin-Parkside '97)
..... Michael Lowman (High Point '02)
..... Justin Pinyan (High Point '06)

Team Information

2007 Record (Rank): 27-30 (NR)
2007 BSC Record (Finish): 10-11 (T-4th)
Lettermen Returning/Lost: 20/10
Position Starters Returning/Lost: 9/1
Pitchers Returning/Lost: 7/9
Series Record: Clemson leads 8-0

SID Information

Baseball Contact: Brian Morgan
SID Office Phone: (336) 841-4605
SID Fax: (336) 841-9182
SID Email: bmorgan@highpoint.edu
Athletic Website: HighPointPanthers.com

Maryland

March 28,29,30 at College Park, MD

General Information

Location: College Park, MD
Enrollment: 35,102
Nickname: Terrapins
Colors: .. Red, White, Black, & Gold
Conference: Atlantic Coast
First Year of Baseball: 1893



Stadium Information

Home Field (Capacity): Shipley Field (2,500)
Dimensions: LL-320, LC-350, C-380, RC-350, RL-325
Press Box Phone: (301) 314-0379

Coaching Information

Head Coach: Terry Rupp (Tampa '88)
Record at Maryland: 170-218 (7 seasons)
Career Record: 385-298 (12 seasons)
Assistant Coaches: Jim Farr (Penn State '78)
..... Blaine Brown (Saint Mary '02)

Team Information

2007 Record (Rank): 26-30 (NR)
2007 ACC Record (Finish): 7-23 (6th Atlantic)
Lettermen Returning/Lost: 21/11
Position Starters Returning/Lost: 9/2
Pitchers Returning/Lost: 8/6
Series Record: Clemson leads 107-37

SID Information

Baseball Contact: Joey Flyntz
SID Office Phone: (301) 314-8093
SID Fax: (301) 314-9094
SID Email: tflyntz@umd.edu
Athletic Website: UMTerps.com



Mercer

February 22,23,24 at Clemson, SC

General Information

Location: Macon, GA
 Enrollment: 7,400
 Nickname: Bears
 Colors: Orange & Black
 Conference: Atlantic Sun
 First Year of Baseball: 1948



Stadium Information

Home Field (Capacity): Claude Smith Field (500)
 Dimensions: LL-330, LC-370, C-400, RC-350, RL-320
 Press Box Phone: (478) 301-2339

Coaching Information

Head Coach: Craig Gibson (Mercer '85)
 Record at Mercer: 115-112 (4 seasons)
 Career Record: 115-112 (4 seasons)
 Assistant Coaches: Tim Boeth (Central Florida '99)
 Dan McMurtry (Louisiana-Lafayette '03)
 Ty Megahee (Mercer '05)

Team Information

2007 Record (Rank): 33-25 (NR)
 2007 ASC Record (Finish): 17-10 (2nd)
 Lettermen Returning/Lost: 21/15
 Position Starters Returning/Lost: 7/2
 Pitchers Returning/Lost: 7/6
 Series Record: Clemson leads 17-14-1

SID Information


Baseball Contact: Aimee Lind
 SID Office Phone: (478) 301-5218
 SID Fax: (478) 301-5350
 SID Email: lind_aj@mercer.edu
 Athletic Website: MercerBears.com

Miami (FL)

April 4,5,6 at Coral Gables, FL

General Information

Location: Coral Gables, FL
 Enrollment: 15,670
 Nickname: Hurricanes
 Colors: Orange, Green, & White
 Conference: Atlantic Coast
 First Year of Baseball: 1940



Stadium Information

Home Field (Capacity): Mark Light Field (3,000)
 Dimensions: LL-330, LC-365, C-400, RC-365, RL-330
 Press Box Phone: (305) 284-1231

Coaching Information

Head Coach: Jim Morris (Elon '73)
 Record at Miami: 642-245-3 (14 seasons)
 Career Record: 1146-488-4 (25 seasons)
 Assistant Coaches: J.D. Arteaga (Miami (FL) '02)
 Gino DiMare (Miami (FL) '98)
 Joe Mercadante (Florida '03)

Team Information

2007 Record (Rank): 37-24 (NR)
 2007 ACC Record (Finish): 17-13 (3rd (Coastal))
 Lettermen Returning/Lost: 21/9
 Position Starters Returning/Lost: 7/2
 Pitchers Returning/Lost: 9/4
 Series Record: Miami leads 23-22-1

SID Information

Baseball Contact: Kerwin Lonzo
 SID Office Phone: (305) 284-3248
 SID Fax: (305) 284-2807
 SID Email: klonzo@miami.edu
 Athletic Website: HurricaneSports.com

North Carolina

April 11,12,13 at Clemson, SC

General Information

Location: Chapel Hill, NC
 Enrollment: 27,700
 Nickname: Tar Heels
 Colors: Carolina Blue & White
 Conference: Atlantic Coast
 First Year of Baseball: 1867



Stadium Information

Home Field (Capacity): USA Baseball Training Complex (1,754)
 Dimensions: LL-330, C-400, RL-330
 Press Box Phone: (919) 387-5838

Coaching Information

Head Coach: Mike Fox (North Carolina '78)
 Record at North Carolina: 398-176-1 (9 seasons)
 Career Record: 938-317-5 (24 seasons)
 Assistant Coaches: Chad Holbrook (North Carolina '94)
 Scott Forbes (North Carolina Wesleyan '98)
 Matt McCay (North Carolina '06)

Team Information

2007 Record (Rank): 57-16 (#2 BA, #2 CB, #2 SW)
 2007 ACC Record (Finish): 21-9 (1st (Coastal))
 Lettermen Returning/Lost: 21/15
 Position Starters Returning/Lost: 7/2
 Pitchers Returning/Lost: 8/8
 Series Record: Clemson leads 93-71-1

SID Information

Baseball Contact: John Martin
 SID Office Phone: (919) 962-0084
 SID Fax: (919) 843-2309
 SID Email: johnmartin@unc.edu
 Athletic Website: TarHeelBlue.com

N.C. State

March 21,22,23 at Clemson, SC

General Information

Location: Raleigh, NC
 Enrollment: 31,792
 Nickname: Wolfpack
 Colors: Red & White
 Conference: Atlantic Coast
 First Year of Baseball: 1903



Stadium Information

Home Field (Capacity): Doak Field (2,500)
 Dimensions: LL-325, LC-370, C-400, RC-370, RL-330
 Press Box Phone: (919) 513-0653

Coaching Information

Head Coach: Elliott Avent (Virginia Commonwealth '84)
 Record at N.C. State: 416-258 (11 seasons)
 Career Record: 641-467 (19 seasons)
 Assistant Coaches: Tom Holliday (Miami (FL) '75)
 Chris Hart (Florida State '03)
 Brian Ward (N.C. State '00)

Team Information

2007 Record (Rank): 38-23 (NR)
 2007 ACC Record (Finish): 16-14 (3rd (Atlantic))
 Lettermen Returning/Lost: 22/10
 Position Starters Returning/Lost: 6/3
 Pitchers Returning/Lost: 10/3
 Series Record: Clemson leads 99-66-1

SID Information

Baseball Contact: Bruce Winkworth
 SID Office Phone: (919) 515-1182
 SID Fax: (919) 515-2898
 SID Email: bruce_winkworth@ncsu.edu
 Athletic Website: GoPack.com

North Carolina-Greensboro

March 11,12 at Clemson, SC

General Information

Location: Greensboro, NC
 Enrollment: 16,600
 Nickname: Spartans
 Colors: Gold, White, & Navy
 Conference: Southern
 First Year of Baseball: 1991



Stadium Information

Home Field (Capacity): UNCG Baseball Stadium (3,500)
 Dimensions: LL-340, LC-370, C-405, RC-370, RL-340
 Press Box Phone: (336) 334-3885

Coaching Information

Head Coach: Mike Gaski (Detroit '73)
 Record at North Carolina-Greensboro: 525-404-1 (17 seasons)
 Career Record: 525-404-1 (17 seasons)
 Assistant Coaches: Chris Roberts (Florida State '97)
 Jamie Athas (Arizona State '06)
 Dustin Ijames (North Carolina A&T '06)

Team Information

2007 Record (Rank): 30-30 (NR)
 2007 SoCon Record (Finish): 14-13 (T-4th)
 Lettermen Returning/Lost: 13/10
 Position Starters Returning/Lost: 7/3
 Pitchers Returning/Lost: 6/7
 Series Record: 0-0

SID Information

Baseball Contact: Christy Kramer
 SID Office Phone: (336) 334-5615
 SID Fax: (336) 334-3182
 SID Email: cmkramer@uncg.edu
 Athletic Website: UNCGSpartans.com

Presbyterian

April 23 at Greenville, SC (West End Field)

General Information

Location: Clinton, SC
 Enrollment: 1,200
 Nickname: Blue Hose
 Colors: Garnet & Blue
 Conference: Independent
 First Year of Baseball: 1895



Stadium Information

Home Field (Capacity): PC Baseball Complex (300)
 Dimensions: LL-325, LC-375, C-400, RC-375, RL-325
 Press Box Phone: N/A

Coaching Information

Head Coach: Elton Pollock (Presbyterian '95)
 Record at Presbyterian: 54-115 (3 seasons)
 Career Record: 54-115 (3 seasons)
 Assistant Coaches: Mark Johnson (Methodist '01)
 Charles Assey (Presbyterian '04)

Team Information

2007 Record (Rank): 18-36 (NR)
 2007 SAC Record (Finish): 7-17 (8th)
 Lettermen Returning/Lost: 21/6
 Position Starters Returning/Lost: 6/2
 Pitchers Returning/Lost: 10/1
 Series Record: Clemson leads 56-19

SID Information

Baseball Contact: Jon Cole
 SID Office Phone: (864) 833-8252
 SID Fax: (864) 833-8323
 SID Email: jccole@presby.edu
 Athletic Website: GoBlueHose.com

South Carolina

March 1, April 9 at Columbia, SC • March 2, April 16 at Clemson, SC

General Information

Location: Columbia, SC
Enrollment: 27,065
Nickname: Gamecocks
Colors: Garnet & Black
Conference: Southeastern
First Year of Baseball: 1892



Stadium Information

Home Field (Capacity): Sarge Frye Field (6,000)
Dimensions: LL-320, LC-360, C-390, RC-360, RL-320
Press Box Phone: (803) 777-6648

Coaching Information

Head Coach: Ray Tanner (N.C. State '80)
Record at South Carolina: 500-220 (11 seasons)
Career Record: 895-393-3 (20 seasons)
Assistant Coaches: .. Mark Calvi (Nova Southeastern '92)
..... Monte Lee (College of Charleston '99)
..... Sammy Esposito (N.C. State '03)

Team Information

2007 Record (Rank): .. 46-20 (#10 BA, #11 CB, #10 SW)
2007 SEC Record (Finish): 17-13 (2nd (East))
Lettermen Returning/Lost: 17/12
Position Starters Returning/Lost: 6/3
Pitchers Returning/Lost: 8/5
Series Record: Clemson leads 163-114-2

SID Information

Baseball Contact: Andrew Kitick
SID Office Phone: (803) 777-5257
SID Fax: (803) 777-2967
SID Email: kitick@gwm.sc.edu
Athletic Website: GamecocksOnline.com

Virginia Tech

April 25, 26, 27 at Clemson, SC

General Information

Location: Blacksburg, VA
Enrollment: 28,000
Nickname: Hokies
Colors: ... Chicago Maroon & Burnt Orange
Conference: Atlantic Coast
First Year of Baseball: 1892



Stadium Information

Home Field (Capacity): English Field (1,500)
Dimensions: LL-330, LC-375, C-400, RC-375, RL-330
Press Box Phone: (540) 231-8974

Coaching Information

Head Coach: Pete Hughes (Davidson '90)
Record at Virginia Tech: 23-31 (1 season)
Career Record: 325-242-2 (11 seasons)
Assistant Coaches: Dave Turgeon (Davidson '87)
..... Mike Gambino (Boston College '99)
..... Tom Mackor (Boston College '05)

Team Information

2007 Record (Rank): 23-31 (NR)
2007 ACC Record (Finish): 7-23 (6th (Coastal))
Lettermen Returning/Lost: 14/11
Position Starters Returning/Lost: 6/3
Pitchers Returning/Lost: 5/6
Series Record: Clemson leads 27-19-2

SID Information

Baseball Contact: Matt Kovatch
SID Office Phone: (540) 231-1894
SID Fax: (540) 231-6984
SID Email: mlk@vt.edu
Athletic Website: HokieSports.com

Wake Forest

March 7, 8, 9 at Winston-Salem, NC

General Information

Location: Winston-Salem, NC
Enrollment: 4,412
Nickname: Demon Deacons
Colors: Old Gold & Black
Conference: Atlantic Coast
First Year of Baseball: 1891



Stadium Information

Home Field (Capacity): Hooks Stadium (2,500)
Dimensions: LL-340, LC-375, C-400, RC-370, RL-315
Press Box Phone: (336) 758-3731

Coaching Information

Head Coach: Rick Rembielak (Akron '88)
Record at Wake Forest: 95-81 (3 seasons)
Career Record: 468-332-1 (14 seasons)
Assistant Coaches: Jon Palmieri (Wake Forest '99)
..... Greg Bauer (Wichita State '00)
..... Marshall Canosa (Villanova '03)

Team Information

2007 Record (Rank): 34-29 (NR)
2007 ACC Record (Finish): 14-16 (4th (Atlantic))
Lettermen Returning/Lost: 22/6
Position Starters Returning/Lost: 9/0
Pitchers Returning/Lost: 9/4
Series Record: Clemson leads 114-45-1

SID Information

Baseball Contact: Scott Wortman
SID Office Phone: (336) 758-6099
SID Fax: (336) 758-5140
SID Email: wortmasm@wfu.edu
Athletic Website: WakeForestSports.com

Western Carolina

April 15 at Clemson, SC • April 22 at Cullowhee, NC

General Information

Location: Cullowhee, NC
Enrollment: 9,000
Nickname: Catamounts
Colors: Purple & Gold
Conference: Southern
First Year of Baseball: 1929



Stadium Information

Home Field (Capacity): Hennon Stadium (1,500)
Dimensions: LL-325, LC-375, C-390, RC-375, RL-325
Press Box Phone: (828) 227-7020

Coaching Information

Head Coach: Bobby Moranda (Eastern Kentucky '86)
Record at Western Carolina: 0-0
Career Record: 0-0
Assistant Coaches: ... Nick Mingione (Embry-Riddle '00)
..... Dave Haverstick (Bethel '97)
..... Grant Achilles (Wake Forest '05)

Team Information

2007 Record (Rank): 42-20 (NR)
2007 SoCon Record (Finish): 20-7 (T-1st)
Lettermen Returning/Lost: 17/7
Position Starters Returning/Lost: 4/4
Pitchers Returning/Lost: 6/3
Series Record: Clemson leads 49-11

SID Information

Baseball Contact: Daniel Hooker
SID Office Phone: (828) 227-2339
SID Fax: (828) 227-7688
SID Email: dhooker@email.wcu.edu
Athletic Website: CatamountSports.com

Wofford

March 5 at Clemson, SC

General Information

Location: Spartanburg, SC
Enrollment: 1,350
Nickname: Terriers
Colors: Old Gold & Black
Conference: Southern
First Year of Baseball: 1889



Stadium Information

Home Field (Capacity): Russell C. King Field (2,500)
Dimensions: LL-325, LC-375, C-395, RC-375, RL-325
Press Box Phone: (864) 597-4478

Coaching Information

Head Coach: .. Todd Interdonato (North Carolina-Asheville '00)
Record at Wofford: 0-0
Career Record: 0-0
Assistant Coaches: .. Dusty Blake (Appalachian State '03)
..... Nick Jaksa (North Carolina-Asheville '04)
..... Anthony Dillenger (Newberry '07)

Team Information

2007 Record (Rank): 30-33 (NR)
2007 SoCon Record (Finish): 8-19 (T-9th)
Lettermen Returning/Lost: 20/15
Position Starters Returning/Lost: 5/6
Pitchers Returning/Lost: 8/6
Series Record: Clemson leads 73-23-1

SID Information

Baseball Contact: Brent Williamson
SID Office Phone: (864) 597-4093
SID Fax: (864) 597-4129
SID Email: williamsondb@wofford.edu
Athletic Website: Athletics.Wofford.edu

ACC Tournament

May 21 - 25 at Jacksonville, FL

For the fourth year in a row, the ACC Tournament will be held at The Baseball Grounds of Jacksonville (FL). The tournament, in its 35th year, will feature the top eight teams from the ACC regular-season standings. For the second consecutive season, the format will be round-robin, as each team will play at least three games. Seeds 1, 4, 5, and 8 will comprise Bracket A, while seeds 2, 3, 6, and 7 will make up Bracket B. The team with the best record in each bracket will advance to play in the championship game on May 25.



Tiebreaker Procedure

If exactly two teams are tied with a 2-1 record in a bracket, the head-to-head winner will advance to the title game. If exactly three teams are tied with a 2-1 record in a bracket, the team that had the highest winning percentage in ACC regular-season games will advance to the championship game.

Game Dates & Times

On Wednesday (May 21), there will be four games (10:00 AM, 1:00 PM, 5:00 PM, and 8:00 PM). On both Thursday (May 22) and Friday (May 23), there will be only two games each day (5:00 PM and 8:00 PM). On Saturday (May 24), there will be four games (10:00 AM, 1:00 PM, 5:00 PM, and 8:00 PM).

Every team will not play on either Thursday or Friday. However, every team will play on Wednesday and Saturday. The championship game will be on Sunday (May 25) at 1:00 PM.

The format guarantees that all eight teams in the tournament will play at least three games and no team will play more than four games.





Against All Competition



Vanderbilt ⁽¹⁹⁸⁴⁻⁹⁶⁾	3	2	1	.667	26	13	1-1	1-0	Western Carolina ⁽¹⁹⁷⁴⁻⁰⁷⁾	60	49	11	.817	524	287	36-2	12-9	1-0
Vermont ⁽¹⁹⁷⁰⁾	1	1	0	1.000	14	2	1-0		Western Michigan ⁽¹⁹⁵⁸⁻⁷³⁾	3	1	2	.333	15	21	1-1		0-1
Villanova ⁽¹⁹⁹¹⁾	1	1	0	1.000	8	3		1-0	Wichita State ⁽¹⁹⁸¹⁾	1	0	1	.000	2	7	0-1		
Virginia ⁽¹⁹⁵⁵⁻⁰⁷⁾	139	101	38	.727	1020	570	52-10	39-22	William & Mary ⁽²⁰⁰⁰⁻⁰⁶⁾	3	3	0	1.000	24	12	3-0		
Virginia Military ⁽¹⁹¹⁶⁾	1	1	0	1.000	2	0		1-0	Wingate ⁽¹⁹⁸³⁾	1	1	0	1.000	11	7			1-0
Virginia Tech ^{*(1902-2007)}	48	27	19	.583	269	229	15-7-1	7-11-1	Winthrop ⁽¹⁹⁸¹⁻⁰⁷⁾	21	17	4	.810	164	91	13-3	3-1	1-0
Wake Forest ^{*(1901-2007)}	160	114	45	.716	1123	785	56-18-1	44-23	Wofford ^{*(1898-2007)}	97	73	23	.758	701	374	36-8	34-14	3-1-1
Washington ⁽¹⁹⁹⁴⁻⁹⁹⁾	3	2	1	.667	17	16		2-1	Yale ⁽¹⁹⁴⁷⁻⁹²⁾	5	4	1	.800	32	19	2-0	0-1	2-0
Washington & Lee ⁽¹⁹⁴⁸⁻⁵⁴⁾	3	2	1	.667	42	10	2-1		Totals	3755	2404	1322	.644	25,771	17,871	1362-457-13	804-703-14	238-162
Washington State ⁽¹⁹⁸⁸⁾	1	0	1	.000	5	6		0-1	* - includes one tie (there have been 29 ties in Clemson history); ^ - runs; Note: Bold denotes 2008 opponent.									
West Virginia ⁽¹⁹⁵¹⁻⁰⁵⁾	10	10	0	1.000	87	20	6-0	4-0										
West Virginia Wesleyan ⁽¹⁹¹⁶⁻¹⁷⁾	3	1	2	.333	12	17	1-2											

Record By Date

January						21	17-14-1	.547	9-2	8-11-1	0-1	15	21-9	.700	4-1	12-5	5-3
Day	W-L	Win %	Home	Away	Neutral	22	22-15-2	.590	11-4-1	11-9-1	0-2	16	17-15	.531	3-2	7-7	7-6
28	1-0	1.000			1-0	23 <th>29-16</th> <th>.644</th> <th>17-5</th> <th>10-11</th> <th>2-0</th> <th>17</th> <th>14-9</th> <th>.609</th> <th>2-1</th> <th>6-4</th> <th>6-4</th>	29-16	.644	17-5	10-11	2-0	17	14-9	.609	2-1	6-4	6-4
29	1-0	1.000			1-0	24	26-18-1	.589	20-9-1	6-9		18	15-7	.682	5-1	1-2	9-4
30	0-1	.000			0-1	25 <th>29-17-1</th> <th>.628</th> <th>17-13-1</th> <td>10-4</td> <td>2-0</td> <td>19</td> <td>11-9</td> <td>.550</td> <td>3-2</td> <td>3-2</td> <td>5-5</td>	29-17-1	.628	17-13-1	10-4	2-0	19	11-9	.550	3-2	3-2	5-5
31						26 <th>29-14-1</th> <th>.670</th> <th>24-8-1</th> <td>3-5</td> <td>2-1</td> <td>20</td> <td>10-8-1</td> <td>.553</td> <td>3-0</td> <td>1-3</td> <td>6-5-1</td>	29-14-1	.670	24-8-1	3-5	2-1	20	10-8-1	.553	3-0	1-3	6-5-1
Totals	2-1	.667	0-0	0-0	2-1	27	28-8	.778	23-5	4-2	1-1	21	9-6	.600	2-0	2-4	5-2
February						28	25-24-2	.510	23-10-2	1-13	1-1	22	12-8	.600	1-3	5-1	6-4
Day	W-L	Win %	Home	Away	Neutral	29 <th>29-17</th> <th>.630</th> <td>24-10</td> <th>4-6</th> <td>1-1</td> <td>23</td> <td>6-9</td> <td>.400</td> <td>2-2</td> <td>0-2</td> <td>4-5</td>	29-17	.630	24-10	4-6	1-1	23	6-9	.400	2-2	0-2	4-5
1						30 <th>29-17</th> <th>.630</th> <td>23-9</td> <th>6-8</th> <td></td> <td>24</td> <td>7-5</td> <td>.583</td> <td>3-0</td> <td>0-2</td> <td>4-3</td>	29-17	.630	23-9	6-8		24	7-5	.583	3-0	0-2	4-3
2						31 <td>36-11</td> <td>.766</td> <td>22-3</td> <td>11-8</td> <td>3-0</td> <td>25</td> <td>10-4</td> <td>.714</td> <td>4-0</td> <td>2-0</td> <td>4-4</td>	36-11	.766	22-3	11-8	3-0	25	10-4	.714	4-0	2-0	4-4
3						Totals	703-315-10	.689	489-127-6	185-170-4	29-18	26	12-2	.857	5-0	1-0	6-2
4						April						27	7-5	.583	3-1		4-4
5						Day	W-L	Win %	Home	Away	Neutral	28	7-6	.538	3-1	0-1	4-4
6	1-0	1.000			1-0	1	35-16	.686	20-9	15-7		29	3-1	.750		1-0	2-1
7	1-0	1.000			1-0	2	29-17	.630	21-7	7-9	1-1	30	2-2	.500			2-2
8	1-0	1.000			1-0	3	37-17-2	.679	24-7-1	11-10-1	2-0	31	2-4	.333	1-0	0-1	1-3
9						4	38-15	.717	24-6	13-7	1-2	Totals	530-360-5	.595	201-96-2	205-187-2	124-77-1
10						5	34-21	.618	24-11	9-10	1-0	June					
11						6	31-19-1	.618	20-10	11-7-1	0-2	Day	W-L	Win %	Home	Away	Neutral
12	3-0	1.000	3-0			7	37-18-1	.670	21-7-1	14-11	2-0	1	2-3	.400	1-0	0-1	1-2
13	2-1	.667	2-1			8	40-15	.727	26-5	13-10	1-0	2	4-2	.667	3-0	0-1	1-1
14	2-0	1.000	2-0			9	34-17	.667	25-7	9-10		3	6-2	.750	3-0	1-0	2-2
15	4-0	1.000	3-0	1-0		10	27-25	.519	18-10	9-13	0-2	4	6-1	.857	2-0	1-1	3-0
16	6-3	.667	5-1	1-2		11	39-12	.765	24-5	15-6	0-1	5	5-5	.500	1-0	1-1	3-4
17	6-3	.667	3-2	3-0	0-1	12	30-33	.476	14-14	15-18	1-1	6	2-2	.500		1-2	1-0
18	8-1	.889	4-1	3-0	1-0	13	32-22	.593	16-8	16-14		7	2-1	.667	0-1		2-0
19	6-2	.750	4-0	1-2	1-0	14	39-17-1	.693	13-7-1	26-10		8	1-2	.333	1-0	0-1	0-1
20	6-2	.750	4-0	2-1	0-1	15	43-21-1	.669	26-4	17-16-1	0-1	9	5-2	.714	2-0	0-1	3-1
21	5-2	.714	4-0	1-2		16	38-22-1	.631	24-6	14-16-1		10	1-1	.500	1-0		0-1
22	9-2	.818	6-0	3-2		17	35-15	.700	27-6	7-9	1-0	11	3-1	.750		1-0	2-1
23	11-5	.688	6-0	4-5	1-0	18	29-19-2	.600	18-8	10-8-2	1-3	12	1-1	.500		0-1	1-0
24	14-4	.778	11-1	3-1	0-2	19	34-16	.680	20-6	13-10	1-0	13	1-3	.250		0-1	1-2
25	18-1	.947	8-0	7-1	3-0	20	33-18	.647	15-7	13-10	5-1	14	4-4	.500			4-4
26	13-8	.619	6-2	7-4	0-2	21	33-19-1	.632	18-9	11-8-1	4-2	15	0-2	.000			0-2
27	10-4	.714	4-1	4-2	2-1	22	30-22	.577	13-4	14-15	3-3	16	2-1	.667			2-1
28	17-6	.739	9-3	4-3	4-0	23	28-20	.583	18-7	10-11	0-2	17					
29	3-1	.750	1-0	1-1	1-0	24	32-19-2	.623	18-6-1	8-10-1	6-3	18	0-1	.000			0-1
Totals	146-45	.764	85-12	45-26	16-7	25	32-19-1	.625	19-9	11-10	2-0-1	19	0-1	.000			0-1
March						26	42-18	.700	20-11	18-5	4-2	20	0-2	.000		0-1	0-1
Day	W-L	Win %	Home	Away	Neutral	27	29-21	.580	17-6	9-12	3-3	21	0-1	.000			0-1
1	15-6	.714	11-3	3-3	1-0	28	17-21	.447	9-6	7-14	1-1	Totals	45-38	.542	14-1	5-11	26-26
2	14-8-1	.630	11-2	3-4-1	0-2	29	17-15	.531	8-5	8-9	1-1	Note: Bold denotes 2008 game date.					
3	20-5	.800	15-3	4-2	1-0	30	24-14-1	.628	13-8-1	11-4	0-2	Top Winning % Dates					
4	16-6	.727	13-1	3-5		Totals	978-563-14	.633	573-221-5	364-309-8	41-33-1	Rk	Date	W-L	Win %		
5	19-6	.760	15-4	4-2		May						1.	February 25	18-1	.947		
6	19-5	.792	17-3	2-2		Day	W-L	Win %	Home	Away	Neutral	2.	March 7	26-3	.897		
7	26-3	.897	25-3	1-0		1	18-18	.500	6-8	11-8	1-2	3.	March 14	24-3	.889		
8	20-6	.769	20-4	0-2		2	19-13	.594	6-5	13-7	0-1	4.	May 26	12-2	.857		
9	20-5	.800	16-4	4-1		3	22-13	.629	6-7	16-5	0-1	5.	March 10	26-5	.839		
10	26-5	.839	22-2	4-3		4	24-14	.632	14-3	7-10	3-1	6.	February 22	9-2	.818		
11	14-7	.667	14-4	0-3		5	24-18-1	.570	15-6	8-12-1	1-0	7.	March 12	22-5	.815		
12	22-5	.815	19-1	3-4		6	25-25	.500	10-11	13-14	2-0	8.	March 3	20-5	.800		
13	17-5	.773	12-3	5-2		7	30-15	.667	16-5	12-10	2-0	March 9	20-5	.800			
14	24-3	.889	15-1	7-2	2-0	8	29-28-1	.509	12-6-1	14-21	3-1	10.	March 6	19-5	.792		
15	20-9-1	.683	12-3	8-3-1	0-3	9	38-20	.655	17-7	17-12	4-1	Note: Minimum 10 games; bold denotes 2008 game date.					
16	13-12	.520	8-2	4-8	1-2	10	25-15	.625	9-4	15-10	1-1						
17	23-11	.676	9-1	11-9	3-1	11	33-17-1	.657	14-7	13-10-1	6-0						
18	25-9	.735	8-1	13-7	4-1	12	25-18-1	.580	10-5-1	10-10	5-3						
19	25-14	.641	6-2	16-11	3-1	13	34-15	.694	16-3	10-10	8-2						
20	26-14	.650	8-2	16-11	2-1	14	19-22	.463	6-5	5-14	8-3						

Game Results vs. 2008 Opponents

Boston College

Overall:	4-2
at Clemson:	2-1
at Kingsmore Stadium:	2-1
at Boston College:	2-1
ACC Regular-Season Games:	4-2
One-Run Games:	2-1
Under Jack Leggett:	4-2
Longest CU Win Streak:	2 ⁽²⁰⁰⁶⁻⁰⁷⁾
Longest BOC Win Streak:	1 ⁽²⁰⁰⁶⁻⁰⁷⁾
Biggest CU Win:	6-3 ⁽²⁰⁰⁶⁾ , 4-1 ⁽²⁰⁰⁶⁾
Biggest BOC Win:	8-6 ⁽²⁰⁰⁷⁾
Date	Site W-L CU Op
4/21/2006	* A W 6 3
4/22/2006 ⁽¹⁾	* A L 2 3
4/22/2006 ⁽²⁾	* A W 4 1
5/5/2007	* H W 4 3
5/6/2007 ⁽¹⁾	* H L 6 8
5/6/2007 ⁽²⁾	* H W 7 6

* - ACC regular-season game

Central Florida

Overall:	2-3
at Clemson:	1-2
at Kingsmore Stadium:	1-2
at Neutral:	1-1
One-Run Games:	1-1
Under Jack Leggett:	2-3
Longest CU Win Streak:	1 ⁽¹⁹⁹⁸⁻⁰⁴⁾
Longest UCF Win Streak:	2 ⁽²⁰⁰⁴⁾
Biggest CU Win:	8-5 ⁽²⁰⁰⁴⁾
Biggest UCF Win:	5-0 ⁽²⁰⁰⁰⁾
Date	Site W-L CU Op
2/7/1998	N1 W 7 6
1/30/2000	N2 L 0 5
5/7/2004	H W 8 5
5/8/2004	H L 4 7
5/9/2004	H L 2 3

N1 - Kissimmee, FL; N2 - Lake Buena Vista, FL

College of Charleston

Overall:	18-0
at Clemson:	12-0
at Kingsmore Stadium:	8-0
at College of Charleston:	6-0
NCAA Tournament Games:	1-0
One-Run Games:	2-0
Under Jack Leggett:	12-0
Longest CU Win Streak:	18 ⁽¹⁹⁹⁹⁻²⁰⁰⁷⁾
Biggest CU Win:	12-0 ⁽¹⁹⁰⁰⁾ , 19-7 ⁽²⁰⁰⁷⁾
Date	Site W-L CU Op
5/11/1899	A W 11 3
5/20/1899	H W 11 3
5/7/1900	H W 12 0
4/3/1911	H W 6 3



In Clemson's two wins over Coastal Carolina in the 2007 Myrtle Beach Regional, Andy D'Alessio was 6-for-8 with three doubles, two homers, and six RBIs.

4/28/1911	A W 6 1
4/3/1912	H W 6 0
3/7/2001	H W 5 3
3/1/2002	A W 14 6
3/6/2002	H W 12 1
3/5/2003	H W 6 2
3/18/2003	A W 7 6
3/5/2004	A W 15 4
5/12/2004	H W 19 8
5/17/2005	H W 8 5
6/4/2005	\$ H W 6 0
3/3/2006	A W 6 0
5/16/2006	H W 1 0
5/15/2007	H W 19 7

\$ - NCAA Regional

Coastal Carolina

Overall:	36-6
at Clemson:	26-4
at Kingsmore Stadium:	26-4
at Coastal Carolina:	10-2
NCAA Tournament Games:	2-0
One-Run Games:	7-1
Extra-Inning Games:	2-0
Under Jack Leggett:	23-4
Longest CU Win Streak:	20 ⁽¹⁹⁹⁰⁻⁹⁹⁾
Longest CCU Win Streak:	1 ^(6 times)
Biggest CU Win:	19-1 ⁽²⁰⁰²⁾
Biggest CCU Win:	11-2 ⁽¹⁹⁹⁰⁾
Date	Site W-L CU Op
2/15/1986	A W 12 5
2/16/1986	A L 3 9
3/27/1988	H W 8 4
3/28/1988	H W 7 3
2/18/1989	A W 22 5
2/19/1989	A W 6 5
3/27/1990 ⁽¹⁾	H L ⁽⁷⁾ 2 11
3/27/1990 ⁽²⁾	H W ⁽⁷⁾ 1 0
3/19/1991	A W 23 7
3/20/1991	A W 10 3
3/21/1991	A W 11 7
3/9/1992	H W 2 1
3/10/1992	H W 12 2
3/9/1993	H W ⁽¹¹⁾ 6 5
3/10/1993	H W 8 3
5/10/1994	A W 9 7
5/11/1994	A W 8 0
4/18/1995	H W 5 1
4/19/1995	H W 7 2
3/1/1996	H W 11 3
3/2/1996	H W 8 7
3/3/1996	H W 13 4
3/7/1997	H W 17 2
3/8/1997	H W 22 11
3/9/1997	H W 13 3
3/10/1998	H W 17 3

3/10/1999	H W 14 6
5/8/1999	H L 2 4
3/1/2000	H W 4 3
4/10/2001	H L 5 10
4/11/2001	H W ⁽¹¹⁾ 8 7
3/26/2002	H W 19 1
3/27/2002	H W 6 2
4/15/2003	H L 1 5
4/16/2003	H W 7 3
3/16/2004	H W 9 4
2/19/2005	A1 L 2 3
3/29/2005	H W 14 5
3/30/2005	H W 8 1
3/7/2007	H W 4 0
6/3/2007	\$ A1 W 11 8
6/4/2007	\$ A1 W 15 3

\$ - NCAA Regional; A1 - Myrtle Beach, SC

Duke

Overall:	114-60-1
at Clemson:	59-23-1
at Kingsmore Stadium:	40-5
at Duke:	45-25
at Neutral:	10-12
ACC Regular-Season Games:	90-30-1
ACC Tournament Games:	8-3
One-Run Games:	16-21
Extra-Inning Games:	3-3
Under Jack Leggett:	34-10
Longest CU Win Streak:	14 ⁽¹⁹⁸⁵⁻⁹⁰⁾
Longest DUK Win Streak:	5 ⁽¹⁹⁰⁸⁻⁰⁹⁾
Biggest CU Win:	25-6 ⁽¹⁹⁷⁸⁾
Biggest DUK Win:	14-3 ⁽¹⁹¹⁰⁻⁴²⁾ , 11-0 ⁽¹⁹⁵⁴⁾
Date	Site W-L CU Op
5/7/1904	N1 W 15 8
4/12/1905	H W ⁽¹¹⁾ 4 3
4/12/1906	H W 13 4
5/4/1906	N2 L 0 7
5/3/1907	N2 L 4 5
5/4/1907	N2 W 3 0
5/1/1908	N2 L 3 5
5/2/1908	N3 L 0 1
4/21/1909	H L 7 8
4/24/1909 ⁽¹⁾	N4 L 1 4
4/24/1909 ⁽²⁾	N4 L 0 1
4/8/1910	H W 2 1
4/9/1910	H L 3 14
4/27/1911 ⁽¹⁾	N5 L 0 7
4/27/1911 ⁽²⁾	N5 L 5 9
4/27/1916	A W 16 6
4/28/1916	A L 4 5
5/8/1916	H W 3 0
5/9/1916	H W 13 3
4/14/1919	H L 2 8
4/15/1919	H L ⁽¹²⁾ 1 3
4/12/1923	H L 0 9
5/7/1926	H W 10 3
3/30/1934	H L 6 7
3/31/1934	H W 10 5
4/1/1935 ⁽¹⁾	A L 8 12
4/1/1935 ⁽²⁾	A W ⁽⁷⁾ 3 0
3/25/1942	H L 3 5
3/26/1942	H L 3 14
3/28/1947	H W 10 9
3/29/1947	H L 11 13
3/24/1948	H L 3 5
3/25/1948	H L 2 3
3/30/1949	H W 13 3
3/31/1949	H L 16 18
3/29/1950	H L 8 9
3/30/1950	H W 17 6
4/26/1951	A W 4 3
5/19/1951	N6 L 0 5
3/28/1952	H L 8 14
3/29/1952	H W 10 9
4/14/1952	A L 2 6
3/26/1953	H L 4 5
4/23/1954	* A W 5 4
4/24/1954	* A L 0 11

3/29/1955	* N1 W 5 3
4/22/1955	* A L 3 10
3/26/1956	* H T 11 11
4/20/1956 ⁽¹⁾	* A L ⁽⁷⁾ 0 6
4/20/1956 ⁽²⁾	* A L ⁽⁷⁾ 3 8
4/9/1957	* H L 2 6
4/19/1957	* A L 2 6
5/1/1958	* A W 8 1
5/12/1958	* A L 1 7
4/30/1959	* A W 12 7
5/1/1959	* A W 10 0
5/3/1960	* H W 6 1
5/4/1960	* H W 4 2
4/7/1961	* H L 5 8
5/6/1961	* A L 1 3
4/10/1962	* H L 3 4
5/5/1962	* A L 3 7
4/27/1963	* A W 5 1
5/3/1963	* H W 5 4
4/24/1964	* A W 5 3
4/23/1965	* H W 10 2
5/7/1965	* A W 8 0
4/2/1966	* H W 11 0
4/15/1967	* A L 3 10
5/5/1967	* H W 4 0
5/11/1968 ⁽¹⁾	* A W ⁽⁷⁾ 5 3
5/11/1968 ⁽²⁾	* A L ⁽⁷⁾ 0 7
4/7/1969	* A L 6 13
5/10/1969 ⁽¹⁾	* H W ⁽⁷⁾ 8 5
5/10/1969 ⁽²⁾	* H W ⁽⁷⁾ 7 2
4/5/1970	* H W 3 1
5/16/1970 ⁽¹⁾	* A L ⁽⁷⁾ 1 2
5/16/1970 ⁽²⁾	* A L ⁽⁷⁾ 1 2
4/4/1971	* H W 5 4
5/12/1971	* A W 5 2
4/17/1973 ⁽¹⁾	* A W ⁽⁷⁾ 9 7
4/17/1973 ⁽²⁾	* A W ⁽⁷⁾ 4 3
3/31/1974	* H W 18 1
4/12/1974 ⁽¹⁾	* H W 14 3
4/12/1974 ⁽²⁾	* H W 8 1
4/8/1976	* A W 20 7
4/9/1976	* A L 1 10
3/5/1977	* H W 6 0
3/20/1978	* A W 25 6
3/21/1978	* A W ⁽⁸⁾ 15 10
4/23/1978	+ H W 13 0
3/14/1979	* H W 13 1
3/15/1979	* H W 6 4
3/12/1981	* H W 7 4
3/13/1981	* H W 8 7
4/23/1981	+ N7 L 0 1
4/25/1981	+ N7 W 9 2
3/19/1982	* A W 5 3
4/21/1982	+ N7 W 10 9
3/6/1983	* H W 9 2
3/7/1983	* H W 4 3
4/24/1983	+ N7 W 14 7
3/3/1984	* A W 11 4
3/4/1984	* A W 7 1
4/18/1984	+ N8 L 5 8
3/5/1985	* H W 5 0
3/6/1985	* H W 11 2
4/5/1986	* A W 6 1
4/6/1986	* A W 15 1
4/12/1987	* A W 6 3
4/18/1987	* H W 12 4
4/19/1987	* H W 6 3
5/7/1987 ⁽¹⁾	* A W ⁽⁸⁾ 10 8
5/7/1987 ⁽²⁾	* A W ⁽⁷⁾ 14 5
4/9/1988 ⁽¹⁾	* A W ⁽⁷⁾ 10 3
4/9/1988 ⁽²⁾	* A W ⁽⁷⁾ 10 3
4/15/1988	* H W 11 3
5/11/1988	+ N9 W 9 1
3/4/1990 ⁽¹⁾	* A W 12 9
3/4/1990 ⁽²⁾	* A L 3 4
5/12/1990	+ N9 W 13 3
5/5/1991	* H W 17 4
4/26/1991	* H W ⁽⁷⁾ 3 2
5/7/1991	* H W 6 4
3/17/1992	* A W 15 7

3/18/1992	* A W 9 1
3/19/1992	* A L 1 2
2/27/1993	* H L 6 7
2/28/1993	* H W 16 7
3/1/1993	* H L 4 13
5/15/1993	+ N9 W 4 2
4/15/1994	* A W 7 6
4/16/1994	* A L 7 8
4/17/1994	* A W 7 0
3/10/1995	* H W 10 0
3/11/1995	* H W 8 4
3/12/1995	* H W 9 1
3/16/1996 ⁽¹⁾	* A L ⁽⁷⁾ 4 7
3/16/1996 ⁽²⁾	* A L ⁽⁷⁾ 0 2
3/17/1996	* A W 7 2
5/16/1996	+ N7 W 6 1
4/11/1997	* H W 11 1
4/12/1997	* H L ⁽¹⁰⁾ 3 4
4/13/1997	* H W 14 2
4/11/1998 ⁽¹⁾	* A W 8 2
4/11/1998 ⁽²⁾	* A L 6 7
4/12/1998	* A L 2 6
4/16/1999	* H W 18 1
4/17/1999	* H L ⁽¹⁰⁾ 3 5
4/18/1999	* H W 7 5
4/21/2000	* A W 8 5
4/22/2000	* A W 8 5
4/23/2000	* A W 12 8
4/13/2001	* H W 10 2
4/14/2001	* H W 10 1
4/15/2001	* H W 6 4
4/19/2002	* A W 5 3
4/20/2002	* A W 4 1
4/21/2002	* A W 2 1
5/4/2003	* H W 7 6
5/5/2003	* H L 6 7
5/6/2003	* H W 13 2
5/23/2003	+ N10 L 4 7
5/20/2004	* A W 10 1
5/21/2004	* A L 1 2
5/22/2004	* A W 9 6
4/8/2005	* H W 9 3
4/9/2005	* H W 11 6
4/10/2005	* H W 16 6
5/8/2006 ⁽¹⁾	* A W 7 4
5/8/2006 ⁽²⁾	* A W 14 0
5/9/2006	* A W 8 2
3/16/2007	* H W 6 4
3/17/2007	* H W 7 2
3/18/2007	* H W 9 6

* - ACC regular-season game; + - ACC Tournament; N1 - Anderson, SC; N2 - Charlotte, NC; N3 - Winston-Salem, NC; N4 - Chester, SC; N5 - Sumter, SC; N6 - Greensboro, NC; N7 - Chapel Hill, NC; N8 - Durham, NC; N9 - Greenville, SC; N10 - Salem, VA

Elon

Overall:	6-5
at Clemson:	6-5
at Kingsmore Stadium:	6-4
NCAA Tournament Games:	1-0
One-Run Games:	0-1
Under Jack Leggett:	6-4
Longest CU Win Streak:	4 ⁽²⁰⁰⁵⁻⁰⁶⁾
Longest ELO Win Streak:	2 ⁽²⁰⁰²⁻⁰³⁾
Biggest CU Win:	17-5 ⁽²⁰⁰⁰⁾
Biggest ELO Win:	11-2 ⁽²⁰⁰³⁾
Date	Site W-L CU Op
4/29/1920	H L 3 6
4/18/2000	H W 17 5
5/9/2002	H L 6 8
5/7/2003	H L 2 11
3/23/2004	H W 10 6
3/24/2004	H L 1 7
4/26/2005	H W 9 6
3/21/2006	H W 5 3
3/22/2006	H W 7 4

Game Results vs. 2008 Opponents



6/3/2006 \$ H W 13 3
4/24/2007 H L 12 13
\$ - NCAA Regional

Florida State

Overall: 49-58-1
at Clemson: 25-15
at Kingsmore Stadium: 23-11
at Florida State: 12-32-1
at Neutral: 12-11
ACC Regular-Season Games: ... 25-23
ACC Tournament Games: ... 8-10
NCAA Tournament Games: ... 4-2
One-Run Games: 13-12
Extra-Inning Games: 2-3-1
Under Jack Leggett: 25-31
Longest CU Win Streak: .. 6⁽¹⁹⁹²⁻⁹³⁾
Longest FSU Win Streak: .. 9⁽²⁰⁰¹⁻⁰²⁾
Biggest CU Win: 24-2⁽¹⁹⁵⁹⁾
Biggest FSU Win: 20-3⁽¹⁹⁷²⁾

Date	Site	W-L	CU	Op
6/7/1958	\$ N1	W ⁽¹⁰⁾	8	5
6/5/1959	\$ N1	W	24	2
6/6/1959	\$ N1	W	5	0
3/30/1962	A	L	8	14
4/19/1962	H	W	14	11
3/21/1963	A	L	7	10
3/22/1963	A	W	12	7
3/23/1963	A	L	3	12
3/19/1964	A	L	5	8
3/20/1964	A	W	8	5
3/21/1964	A	L	6	12
4/26/1965	H	W	9	8
4/27/1965 ⁽¹⁾	H	L	11	13
4/27/1965 ⁽²⁾	H	L ⁽⁵⁾	3	16
5/23/1966	A	L	5	11
5/24/1966	A	L	3	4
5/25/1966	A	W	4	3
6/2/1967	\$ N1	L	3	5
6/3/1967	\$ N1	W	6	4
4/19/1969 ⁽¹⁾	H	L	2	6
4/19/1969 ⁽²⁾	H	L	1	3
4/17/1971 ⁽¹⁾	H	W ⁽⁷⁾	11	0
4/17/1971 ⁽²⁾	H	W	12	7
4/18/1971	H	W	3	2
3/10/1972	A	L	7	11
3/11/1972	A	L	3	6
3/12/1972	A	L	3	20
4/26/1973 ⁽¹⁾	H	W ⁽⁷⁾	2	1
4/26/1973 ⁽²⁾	H	L ⁽⁷⁾	1	2
4/27/1973	H	L	1	9
3/8/1974	A	L	3	6
3/9/1974	A	W	7	5
3/10/1974	A	L	3	5
2/28/1981	A	L	8	9
3/1/1981	A	L	7	11
4/1/1982	H	L	1	8
4/2/1982	H	L ⁽⁷⁾	6	7
3/1/1983	A	L ⁽¹⁴⁾	4	5
3/2/1983	A	T ⁽¹⁰⁾	3	3
3/29/1984	H	W	13	0
3/30/1984	H	W	13	3
5/28/1989	\$ A	L	1	8
3/27/1992	* H	W	10	4
3/28/1992	* H	W	12	0
3/29/1992	* H	W	14	0
5/11/1992	+ N2	W	5	2
5/13/1992	+ N2	W	11	0
5/7/1993	* A	W	7	6
5/8/1993	* A	L ⁽¹⁰⁾	3	4
5/9/1993	* A	W	5	1
5/16/1993	+ N2	W	6	1
5/18/1993	+ N2	L	5	7
5/7/1994	* H	W	5	2
5/8/1994	* H	W	9	5
5/9/1994	* H	L	3	8
5/21/1994	+ N2	L	4	10
5/22/1994	+ N2	W	4	1
4/21/1995	* A	L	2	5
4/22/1995	* A	L	2	7

4/23/1995	* A	L	8	9
5/19/1995	+ N2	W	11	0
5/20/1995	+ N2	L	2	12
5/21/1995	+ N2	L	2	8
5/4/1996	* H	W	3	0
5/5/1996	* H	W	2	1
5/6/1996	* H	W	2	0
5/18/1996	+ N3	L	1	2
4/4/1997	* A	W	10	7
4/5/1997	* A	L	5	20
4/6/1997	* A	L ⁽¹²⁾	10	11
5/16/1997	+ N4	L	4	8
5/17/1997	+ N4	L	0	10
4/24/1998	* H	W	2	1
4/25/1998	* H	W	5	4
4/26/1998	* H	L	2	7
4/9/1999	* A	L	0	8
4/10/1999	* A	W	8	4
4/11/1999	* A	L	3	5
5/22/1999	+ N3	W	8	7
5/6/2000	* H	W	8	7
5/7/2000	* H	W	5	4
5/8/2000	* H	W	7	4
5/18/2000	+ N5	W	8	4
4/6/2001	* A	L	4	7
4/7/2001	* A	L	6	7
4/8/2001	* A	L	1	6
5/18/2001	+ N5	L	4	5
5/17/2002	* H	L	3	9
5/18/2002	* H	L	3	12
5/19/2002	* H	L	3	9
5/23/2002	+ N4	L	4	9
5/25/2002	+ N4	L	1	4
4/11/2003	* A	W	8	4
4/12/2003	* A	L	2	7
4/13/2003	* A	L	1	8
5/1/2004	* H	L	6	11
5/2/2004	* H	L	1	10
5/3/2004	* H	W	18	9
4/2/2005	* A	L	1	3
4/3/2005 ⁽¹⁾	* A	L	4	5
4/3/2005 ⁽²⁾	* A	W	7	3
4/2/2006	* H	W	9	1
5/13/2006	* H	W ⁽¹⁰⁾	4	3
5/14/2006	* H	W	11	2
5/11/2007	* A	L	1	11
5/12/2007	* A	W	7	6
5/13/2007	* A	W	11	6
5/26/2007	+ N6	W	5	1

Furman

Overall:	132-57-4			
at Clemson:	74-26-1			
at Kingsmore Stadium:	24-4			
at Furman:	50-28-2			
at Neutral:	8-3-1			
NCAA Tournament Games: ...	2-0			
One-Run Games:	24-22			
Extra-Inning Games:	9-5-3			
Under Jack Leggett :	12-4			
Longest CU Win Streak: ..	29 ⁽¹⁹⁸⁵⁻⁰²⁾			
Longest FUR Win Streak: ..	7 ⁽¹⁹²⁴⁻²⁶⁾			
Biggest CU Win:	21-1 ⁽¹⁹⁹¹⁾			
Biggest FUR Win:	10-2 ⁽¹⁹⁰⁷⁾			
Date	Site	W-L	CU	Op
4/24/1896	H	L	13	20
5/9/1896	A	L	11	14
4/16/1898	A	L	2	5
4/23/1898	H	W	14	3
5/14/1898	H	L	14	15
4/14/1900	A	W	5	1
5/9/1902	A	W	11	3
4/9/1904	H	L	1	2

5/5/1905	A	L	1	8
5/10/1905	H	L	1	2
5/19/1905	A	L	6	8
4/7/1906	H	L	6	7
4/27/1906	N1	W	11	5
5/5/1906	A	L	3	4
4/26/1907	N1	L	2	10
5/11/1907	A	W	11	8
4/11/1908	H	W	11	1
4/24/1908	N1	W	8	2
4/10/1909	A	W	7	6
4/30/1909	N1	L	5	6
4/22/1910	H	W	5	0
4/23/1910	H	W ⁽¹¹⁾	3	2
4/7/1911	A	W	4	0
5/1/1911	A	W	6	4
4/19/1912	H	W	8	3
4/8/1913	A	W	9	3
4/26/1913	H	W	4	0
4/18/1914	H	W	5	1
4/21/1914	A	L	9	10
5/9/1914	A	W	5	1
3/26/1915	N2	W	3	2
4/3/1915	H	W	10	2
5/15/1915	A	W	10	1
5/17/1915	N1	W	8	2
5/18/1915	N1	W	5	3
4/19/1916	A	L	3	4
4/25/1916	N2	T ⁽¹⁷⁾	0	0
4/10/1917	H	W	15	1
4/20/1918	A	W	8	3
5/9/1918	H	W ⁽⁹⁾	7	0
3/25/1919	H	L	0	2
4/10/1920	A	L ⁽¹²⁾	4	5
5/12/1921	H	L	1	4
4/20/1921	A	L	1	2
4/15/1922	A	L	1	8
5/11/1922	H	L	0	4
3/30/1923	H	W	8	0
3/31/1923	A	W	3	0
4/14/1923	A	W	6	1
4/30/1923	H	T ⁽¹³⁾	3	3
4/15/1924	A	L	1	4
4/22/1924	N2	L	4	11
5/3/1924	H	L	3	7
4/11/1925	H	L	3	7
4/22/1925	A	L	4	7
3/25/1926	H	L	5	9
3/27/1926	A	L	1	2
4/27/1927	H	W	6	5
5/12/1927	A	L ⁽¹⁰⁾	1	2
4/30/1928	A	W ⁽¹⁰⁾	8	6
5/9/1928	H	W	7	2
4/20/1929	A	W	10	3
4/27/1929	H	W	6	1
4/15/1930	A	W	4	3
4/22/1930	H	W	7	6
3/27/1933	H	W ⁽⁹⁾	5	4
3/28/1933	H	L ⁽⁶⁾	9	11
4/13/1933	A	L	4	6
4/14/1933	H	W	4	1
5/1/1933	A	W	9	8
5/2/1933	H	L ⁽⁷⁾	1	4
4/5/1934	H	L	7	8
4/21/1934	A	L	7	8
4/24/1935	A	T ⁽¹⁰⁾	4	4
5/7/1935 ⁽¹⁾	H	W	3	2
5/7/1935 ⁽²⁾	H	W ⁽⁷⁾	1	0
4/16/1937	H	L	2	5
5/10/1937	A	W	14	8
4/28/1938	A	L	7	14
5/11/1938	H	L	4	6
5/12/1939	A	W	9	7
5/13/1939	H	W	8	4
4/18/1940	A	T	13	13
5/1/1940	H	W	16	9
4/11/1941	H	W	9	0
4/18/1941	A	L	5	7
4/27/1942	A	L ⁽¹⁰⁾	11	12
5/6/1942	H	L	1	7

4/8/1943	A	W	21	4
4/15/1943	H	W	13	12
4/29/1943	H	W	8	2
4/23/1946	A	W	4	2
5/13/1946	H	W	2	1
5/5/1947	H	W	19	7
5/6/1947	A	L	4	7
5/13/1947	H	W	9	6
5/14/1947	A	W	13	3
4/19/1948	H	W	7	6
4/28/1948	A	L	8	11
5/3/1948	H	L	1	3
5/10/1948	A	W	5	4
4/19/1949	H	W	9	6
4/27/1949	A	W	16	3
5/2/1949	H	W ⁽¹⁰⁾	6	5
5/10/1949	A	W ⁽¹²⁾	4	3
4/18/1950	H	W	12	0
4/26/1950	A	W	10	3
5/1/1950	H	W	21	6
5/9/1950	A	W	11	7
4/17/1951	H	W	26	13
4/25/1951	A	W	10	8
4/30/1951	H	W	6	1
5/8/1951	A	W	12	2
4/23/1952	H	W	4	2
4/29/1952	A	L ⁽¹⁵⁾	4	5
5/5/1952 ⁽¹⁾	H	W ⁽¹⁰⁾	12	11
5/5/1952 ⁽²⁾	H	W ⁽⁷⁾	5	4
4/8/1953	A	W	15	1
4/22/1953	H	W ⁽¹⁴⁾	13	12
4/25/1953	A	L ⁽⁷⁾	4	6
5/11/1953	N2	W	3	1
4/8/1954	A	W	5	2
5/12/1954	H	L	9	13
4/19/1955	A	W	7	2
5/14/1955	H	L	7	8
4/9/1956	A	L	4	5
5/3/1956	H	W	4	2
4/6/1957	H	W	6	3
5/1/1957	A	L	3	5
3/27/1958	A	W	9	1
5/8/1958	H	W	11	6
4/4/1959	A	W	6	4
5/8/1959	H	W	10	1
5/13/1960	H	L	4	6
5/14/1960	A	L ⁽¹¹⁾	3	4
4/11/1961	H	W	14	9
5/15/1961	A	L ⁽⁶⁾	4	5
5/2/1962	H	W	7	3
5/15/1962	A	W	11	1
5/7/1963	A	W	6	5
5/15/1963	H	W	11	6
5/6/1964	A	W	1	0
5/13/1964	H	L	9	10
4/6/1965	H	W	11	9
5/15/1965	A	W	4	3
4/25/1966	H	W	18	6
5/17/1966	A	W	6	3
4/5/1967	A	W	7	3
4/17/1967	H	W	6	5
3/26/1968	H	W	20	4
4/11/1968	A	W	12	4
4/1/1969	H	W	12	5
4/26/1969	A	W	10	3
5/21/1976	\$ N3	W	13	2
5/24/1976	\$ N3	W	6	2
3/10/1983	H	W	8	2
3/22/1983	A	W	11	2
4/10/1984	H	L	7	9
3/25/1985	A	W	19	10
5/13/1985	H	W	13	1
4/1/1986	A	W	9	7
4/16/1986	H	W	6	3
4/6/1987	H	W	4	1
3/2/1988	H	W	15	3
3/23/1988	A	W	12	7
3/15/1989	H	W	3	0
4/11/1989	A	W	4	0
4/4/1990	A	W	10	2

Game Results vs. 2008 Opponents

4/10/1919	A	L	0	9	5/3/1967	A	W	2	1	4/17/2001	H	W	10	4	4/5/1935	H	W	4	0	4/27/1990	*	A	W	14	12	
4/23/1919	H	L	6	7	4/2/1968	H	W ⁽¹¹⁾	3	2	4/9/2002	A	L	4	5	4/26/1935	A	W	10	2	4/28/1990	*	H	L	3	8	
4/24/1919	H	T ⁽¹¹⁾	2	2	5/6/1968	A	W ⁽¹⁰⁾	3	2	4/10/2002	H	W	6	5	4/27/1935 ⁽¹⁾	A	L	0	6	4/29/1990	*	A	W	17	10	
4/2/1920	H	L	2	6	3/30/1969	H	W	10	1	3/26/2003	H	W	7	3	4/27/1935 ⁽²⁾	A	L ⁽⁷⁾	1	2	4/26/1991	*	H	W ⁽¹⁰⁾	9	8	
4/3/1920	H	L	0	3	4/9/1969	A	W	16	11	4/22/2003	A	L	3	9	4/24/1943	A	W	5	4	4/27/1991	*	A	W	8	0	
5/14/1920	A	L	1	5	4/15/1970	H	W	4	1	3/30/2004	A	W	6	2	5/7/1943	H	L	6	14	4/28/1991	*	H	L	6	11	
5/15/1920	A	L	0	8	5/6/1970	A	L ⁽¹²⁾	10	11	3/31/2004	H	W	19	4	5/8/1943	H	W ⁽¹⁰⁾	11	10	5/13/1991	+	N4	W	6	5	
3/25/1921	H	L ⁽¹⁰⁾	1	2	4/7/1971	A	W	8	4	6/5/2004	\$	A	L	3	6	4/15/1955	A	L	4	6	5/14/1991	+	N4	W	24	8
3/26/1921	H	L	2	10	4/14/1971	H	W	10	3	6/6/2004 ⁽¹⁾	\$	A	W	10	9	4/16/1955	A	W	8	4	4/24/1992	*	A	L	2	6
4/6/1922	A	L	1	2	4/12/1972	A	W	12	4	6/6/2004 ⁽²⁾	\$	A	L ⁽¹⁰⁾	6	7	4/18/1956	H	L	6	21	4/25/1992	*	A	L ⁽¹⁰⁾	6	7
4/7/1922	A	L	1	2	4/18/1972	A	W	12	3	4/5/2005	A	L	10	11	4/25/1956	A	L	1	2	4/26/1992	*	A	W	5	4	
4/6/1923	H	L	2	6	5/2/1972	H	W	4	0	4/6/2005	H	L	1	4	5/6/1957	A	W	5	0	5/12/1992	+	N4	W	5	4	
4/7/1923	H	W	2	1	4/5/1973	H	W	12	3	3/28/2006	A	L ⁽¹⁰⁾	11	12	5/7/1957	H	W ⁽¹⁰⁾	7	6	4/23/1993	*	H	L	0	11	
3/28/1924	H	L	5	19	4/11/1973	A	W	6	5	3/29/2006	H	W	10	7	4/8/1958	A	L	1	8	4/24/1993	*	H	L	5	10	
3/29/1924	H	L	4	11	4/23/1973	H	L	5	7	4/3/2007	A	W	4	2	6/4/1959	\$	N1	W	9	6	4/25/1993	*	H	L	0	6
3/30/1925	A	L	1	7	4/2/1974	H	W	3	0	4/4/2007	H	W	11	10	3/31/1960	H	W	10	0	5/17/1993	+	N4	W	9	8	
3/31/1925	A	L	0	6	4/10/1974	A	L	4	5	\$ - NCAA Regional; N1 - Anderson, SC; N2 - Gainesville, GA; N3 - Elberton, GA; N4 - Thomson, GA										5/13/1994	*	A	W ⁽¹⁰⁾	9	8	
3/28/1927	H	L	7	10	4/16/1974	H	W	6	3	Georgia Tech										5/14/1994	*	A	L	4	20	
3/29/1927	H	L	8	10	3/23/1975	A	W	11	1	Overall: 96-94-3										5/15/1994	*	A	W	7	4	
4/22/1927	A	L	4	8	4/15/1975	H	W	10	1	at Clemson: 41-21-1										5/20/1994	+	N4	W	9	6	
4/23/1927	A	L	0	9	3/8/1976	A	L	3	4	at Kingsmore Stadium: 31-14										4/28/1995	*	H	W	8	5	
3/22/1929	A	L	3	5	4/14/1976	A	W	10	3	at Georgia Tech: 39-66-2										4/29/1995	*	H	W	6	1	
3/23/1929	A	L	2	4	3/3/1977	A	W	2	1	at Neutral: 16-7										4/30/1995	*	H	W	6	5	
4/5/1929	H	L	3	4	4/3/1977	H	W	2	0	ACC Regular-Season Games: ... 41-34										5/10/1996	*	A	W ⁽¹⁰⁾	9	8	
4/6/1929	H	W	9	7	4/6/1977	H	W	2	0	ACC Tournament Games: ... 13-9										5/11/1996	*	A	L	0	4	
3/24/1932	H	L	3	4	4/5/1978 ⁽¹⁾	A	W ⁽⁷⁾	11	6	NCAA Tournament Games: ... 3-0										5/12/1996	*	A	W	9	2	
3/25/1932	H	L	8	11	4/5/1978 ⁽²⁾	A	L ⁽⁷⁾	5	6	One-Run Games: 22-19										5/16/1996	+	N2	W	6	1	
3/24/1933	H	L	11	14	2/28/1979	H	W	12	2	Extra-Inning Games: 11-6										4/25/1997	*	H	W	7	4	
5/7/1934	N2	W	5	2	4/16/1979	A	L	14	15	Under Jack Leggett: 30-24										4/26/1997	*	H	L	4	19	
5/8/1934	N2	L	3	4	2/27/1980	H	W	22	7	Longest CU Win Streak: ... 8 ⁽¹⁹⁷⁴⁻⁷⁸⁾										5/15/1997	+	N5	W	7	4	
4/12/1935	A	L	0	2	3/1/1980	A	W	8	5	Longest GAT Win Streak: ... 13 ⁽¹⁹¹²⁻²²⁾										5/3/1998	*	A	L	6	7	
4/13/1935	A	W	4	3	3/5/1981	A	W	19	16	Biggest CU Win: 24-4 ⁽¹⁹⁹⁹⁾										5/4/1998	*	A	L	7	9	
4/19/1935	H	W	7	2	3/31/1981	H	L	2	3	Biggest GAT Win: 22-4 ⁽²⁰⁰⁶⁾										5/5/1998	*	A	L	5	14	
4/20/1935	H	W	6	4	4/8/1981	A	L	20	22	Date										5/14/1998	+	N3	L	6	10	
4/3/1936 ⁽¹⁾	H	L ⁽⁷⁾	0	6	3/2/1982	H	L	3	7	Site										4/23/1999	*	H	W	24	4	
4/3/1936 ⁽²⁾	H	L	3	8	4/6/1982	A	L	10	11	W-L										4/24/1999	*	H	W	13	8	
5/8/1936	A	L	2	6	4/13/1982	H	L	5	8	CU Op										4/25/1999	*	H	W	6	5	
5/9/1936	A	W	5	4	4/6/1983	A	W	13	7	4/12/1902	A	L	4	12	4/9/1972	H	W ⁽¹¹⁾	1	0	4/28/2000	*	A	L	4	7	
4/2/1937	H	L	1	13	4/12/1983	A	L	5	11	4/11/1903	A	W	5	1	4/3/1974	A	L	7	11	4/29/2000	*	A	L	7	9	
4/3/1937	H	W	3	2	4/27/1983	H	W	6	3	4/22/1904	A	W	4	1	4/9/1974	H	W	12	3	4/30/2000	*	A	W	13	12	
5/3/1937	A	W	11	9	3/11/1984	H	L	6	9	4/23/1904	A	L	3	4	4/17/1974	H	W	10	8	5/19/2000	+	N6	L	8	9	
5/4/1937	A	W	6	1	4/24/1984	A	L	11	14	5/14/1904	H	W	11	1	4/8/1975	A	W	10	3	5/20/2000	+	N6	L	4	8	
4/8/1938	A	L	11	14	4/25/1984	H	W	5	2	4/22/1905 ⁽¹⁾	A	L	4	5	4/22/1975	A	W	18	3	4/20/2001	*	H	W	3	0	
4/19/1938	H	L	5	7	3/26/1985	A	L	11	14	4/22/1905 ⁽²⁾	A	W	5	3	4/5/1976	A	W	12	3	4/21/2001	*	H	W	5	1	
4/3/1939	A	L	0	6	4/24/1985	A	L	4	11	3/24/1906	A	L	1	3	4/12/1976	A	W ⁽¹¹⁾	12	10	4/22/2001	*	H	L	3	5	
4/4/1939	A	L	4	27	4/30/1985	H	L	3	4	4/30/1906	H	L	0	6	4/8/1977	H	W	8	7	5/4/2002	*	A	W	12	9	
4/10/1939	H	L	7	11	4/2/1986	H	W	5	4	4/5/1907	A	L	2	4	4/7/1978	A	W	13	9	5/5/2002	*	A	L	6	15	
4/8/1941	H	L	7	12	4/9/1986	A	L	6	13	4/6/1907	A	T	2	2	4/13/1978	H	L	1	2	5/6/2002	*	A	L	0	11	
4/15/1941	A	L	2	3	4/10/1986	H	W	18	2	4/3/1908	A	L	2	4	4/11/1979	A	W	14	6	5/22/2002	+	N5	W	10	0	
5/6/1941	N3	W	8	6	4/1/1987	H	W	3	2	4/4/1908	A	L ⁽¹¹⁾	4	5	4/18/1979	H	W	20	2	6/16/2002	!	N7	W	9	7	
4/7/1942	A	L	6	13	4/2/1987	A	L	7	11	5/13/1910	A	L	0	5	4/3/1980	H	W	18	1	4/25/2003	*	H	W ⁽¹⁰⁾	9	7	
4/14/1942	H	W ⁽¹²⁾	9	8	2/25/1988	H	W	13	12	5/14/1910 ⁽¹⁾	A	L ⁽⁷⁾	0	4	4/9/1980	*	A	L	10	12	4/26/2003	*	H	W	10	5
4/20/1943	A	W	8	1	3/22/1988	A	L	7	8	5/14/1910 ⁽²⁾	A	L ⁽⁷⁾	3	11	4/1/1981	*	H	W	6	4	4/27/2003	*	H	W	11	3
5/1/1943	H	W	20	8	4/18/1989	A	L	5	6	4/12/1912	A	W	6	4	4/7/1981	*	A	W	10	5	5/14/2004	*	A	L	3	8
4/5/1946	H	W	23	0	4/25/1989	H	W ⁽¹²⁾	3	2	4/13/1912	A	L	2	4	4/22/1981	+	N2	W ⁽¹⁰⁾	7	6	5/15/2004	*	A	L	3	11
4/6/1946	H	L	9	16	3/28/1990	A	L	8	9	3/28/1913	A	L	0	3	3/31/1982	*	H	W	17	4	5/16/2004	*	A	L	4	8
4/12/1946	N4	L ⁽¹¹⁾	8	9	4/9/1991	H	W	4	3	3/29/1913	A	L	1	3	4/7/1982	*	A	W	10	2	5/27/2004	+	N8	L ⁽¹³⁾	7	11
4/13/1946	A	W	10	6	4/10/1991	A	W	9	1	4/25/1917	H	L	2	3	4/22/1982	+	N2	W	16	2	4/29/2005	*	H	L	14	18
4/17/1947	H	W	7	2	4/24/1991	H	W	11	8	4/26/1917	H	L	1	5	4/7/1983	*	A	L ⁽¹⁰⁾	6	7	4/30/2005	*	H	W	6	5
4/21/1947	A	L	7	8	3/31/1992	A	W	8	4	4/5/1919 ⁽¹⁾	A	L	0	5	4/17/1983	*	H	W	19	6	5/1/2005	*	H	L	4	6
4/12/1948	A	L	2	5	4/1/1992	H	L	2	3	4/5/1919 ⁽²⁾	A	L ⁽⁷⁾	3	9	3/28/1984	*	H	W	5	1	4/14/2006	*	A	W	7	6
4/4/1949	H	L	6	12	4/22/1992	A	W	9	1	4/23/1920	A	L	1	2	4/11/1984	*	A	W	7	2	4/15/2006	*	A	L	3	12
4/12/1950	A	L	5	8	3/31/1993	A	W	6	2	4/24/1920																

Game Results vs. 2008 Opponents



High Point

Overall:	8-0			
at Clemson:	7-0			
at Kingsmore Stadium:	7-0			
at High Point:	1-0			
One-Run Games:	2-0			
Extra-Inning Games:	1-0			
Under Jack Leggett :	1-0			
Longest CU Win Streak: ..	8 ⁽¹⁹⁷⁶⁻⁰⁷⁾			
Biggest CU Win:	10-0 ⁽¹⁹⁷⁷⁾			
Date	Site	W-L	CU	Op
3/1/1976	H	W	3	0
3/2/1976	H	W ⁽¹¹⁾	4	3
3/1/1977	H	W	10	1
3/2/1977	H	W	10	0
3/18/1978	A	W	6	1
3/3/1979 ⁽¹⁾	H	W ⁽⁷⁾	2	1
3/3/1979 ⁽²⁾	H	W ⁽⁷⁾	6	2
2/21/2007	H	W ⁽⁶⁾	11	3

Maryland

Overall:	107-37
at Clemson:	61-6
at Kingsmore Stadium:	51-1
at Maryland:	35-27
at Neutral:	11-4
ACC Regular-Season Games:	94-34
ACC Tournament Games:	12-0
One-Run Games:	18-13
Extra-Inning Games:	8-3
Under Jack Leggett :	38-6
Longest CU Win Streak:	17 ⁽¹⁹⁸³⁻⁸⁹⁾
Longest UMD Win Streak:	5 ⁽¹⁹⁶⁰⁻⁶⁵⁾
Biggest CU Win:	22-4 ⁽¹⁹⁹³⁾
Biggest UMD Win:	20-5 ⁽¹⁹⁶⁰⁾

4/16/1973	* A	W	10	0
3/15/1974	* H	W	3	2
4/14/1974	* A	W	8	5
3/28/1975	* A	L	3	6
4/13/1975	* H	W	5	2
3/11/1976	* H	W	6	0
4/18/1976	* H	W	8	6
4/24/1976	+ H	W	2	1
4/25/1976	+ H	W	3	2
4/14/1977	* A	L ⁽¹⁰⁾	9	12
4/15/1977	* A	W	9	6
4/15/1978	* H	W	17	8
4/16/1978	* H	W	8	7
4/28/1979 ⁽¹⁾	* A	W ⁽⁷⁾	5	3
4/28/1979 ⁽²⁾	* A	L ⁽⁷⁾	2	6
4/19/1980	* H	W	1	0
4/20/1980	* H	W	5	2
4/24/1980	+ N3	W	9	4
4/16/1981	* A	L	11	21
4/17/1981	* A	L	6	10
4/15/1982	* H	W	15	2
4/16/1982	* H	W ⁽¹³⁾	4	3
3/20/1983 ⁽¹⁾	* A	L ⁽⁷⁾	2	5
3/20/1983 ⁽²⁾	* A	W ⁽⁷⁾	8	3
3/9/1984	* H	W	5	4
3/10/1984	* H	W	5	2
4/20/1984	+ N4	W	12	1
3/30/1985 ⁽¹⁾	* A	W ⁽⁷⁾	7	1
3/30/1985 ⁽²⁾	* A	W ⁽⁷⁾	6	0
4/17/1985	+ N5	W	17	12
3/27/1986	* H	W	23	8
3/28/1986	* H	W	9	2
5/16/1986	+ N4	W ⁽¹⁰⁾	7	2
3/23/1987	* H	W	14	5
5/5/1987	* A	W	8	1
5/6/1987	* A	W	9	7
3/21/1988 ⁽¹⁾	* H	W ⁽⁷⁾	6	0
3/21/1988 ⁽²⁾	* H	W ⁽⁷⁾	5	4
5/13/1988	+ N6	W	9	0
3/18/1989	* H	W	16	3
4/16/1989 ⁽¹⁾	* A	L ⁽¹²⁾	4	5
4/16/1989 ⁽²⁾	* A	L ⁽⁵⁾	3	4
5/13/1989	+ N6	W	8	0
3/17/1990 ⁽¹⁾	* H	W ⁽⁷⁾	10	1
3/17/1990 ⁽²⁾	* H	W ⁽⁷⁾	7	1
3/18/1990	* H	W	8	1
4/19/1991	* A	W	11	4
4/20/1991	* A	W	7	2
4/21/1991	* A	W	17	2
5/11/1991	+ N6	W	13	1
3/13/1992	* H	W	15	3
3/14/1992	* H	W	10	1
3/15/1992	* H	L	9	10
4/17/1993	* A	W	6	2
4/18/1993	* N7	L	4	8
4/19/1993	* A	W	22	4
3/11/1994	* H	W	7	5
3/12/1994	* H	W	18	2
3/13/1994	* H	W	6	5
5/18/1994	+ N6	W	7	1
3/24/1995	* A	W ⁽¹²⁾	4	3
3/25/1995	* A	W	11	3
3/26/1995	* A	W	12	2
5/17/1995	+ N6	W	10	0
3/22/1996	* H	W	4	0
3/23/1996	* H	W	7	0
3/24/1996	* H	W	16	6
3/21/1997	* A	L	1	13
3/22/1997	* A	W	17	10
3/23/1997	* A	L ⁽¹⁰⁾	6	7
3/20/1998	* H	W	5	3
3/21/1998	* H	W	19	6
3/22/1998	* H	W	15	6
3/19/1999	* A	W	8	6
3/20/1999	* A	W	9	2
5/21/1999	+ N4	W	7	6
3/17/2000	* H	W	8	6
3/18/2000 ⁽¹⁾	* H	W	9	3
3/18/2000 ⁽²⁾	* H	W	11	2
3/16/2001	* A	W	8	6



The 1901 Tiger team was the first to play Mercer on the diamond. In 2008, 107 years later, the two teams will open the season at Doug Kingsmore Stadium.

3/17/2001	* A	W	9	6
3/18/2001	* A	W	7	0
3/29/2002	* H	W	13	6
3/30/2002	* H	W	16	7
3/31/2002	* H	W	7	2
4/19/2003 ⁽¹⁾	* A	L	6	9
4/19/2003 ⁽²⁾	* A	L	4	8
4/20/2003	* A	W	20	5
4/2/2004	* H	W	3	2
4/3/2004	* H	W	9	2
4/4/2004	* H	W	8	2
3/25/2005	* A	W	14	3
3/26/2005 ⁽¹⁾	* A	W ⁽¹³⁾	6	4
3/26/2005 ⁽²⁾	* A	W	12	0
4/7/2006	* H	W	3	1
4/8/2006	* H	W ⁽¹¹⁾	3	2
4/9/2006	* H	W	15	7
3/23/2007	* A	L	3	4
3/24/2007	* A	L	1	4
3/25/2007	* A	W	5	0

* - ACC regular-season game; ^ - ACC Playoffs; + - ACC Tournament; N1 - Greensboro, NC; N2 - Orangeburg, SC; N3 - Raleigh, NC; N4 - Durham, NC; N5 - Atlanta, GA; N6 - Greenville, SC; N7 - Baltimore, MD

Mercer

Overall:	17-14-1			
at Clemson:	7-1			
at Kingsmore Stadium:	6-1			
at Mercer:	10-13-1			
One-Run Games:	1-3			
Extra-Inning Games:	1-1-1			
Under Jack Leggett :	2-1			
Longest CU Win Streak:	7 ⁽¹⁹²⁸⁻⁷⁷⁾			
Longest MER Win Streak:	5 ⁽¹⁹⁰⁹⁻¹¹⁾			
Biggest CU Win:	12-0 ⁽¹⁹⁷⁴⁾			
Biggest MER Win:	9-1 ⁽¹⁹¹⁰⁾			
Date	Site	W-L	CU	Op
4/12/1901	A	L	6	7
4/13/1901	A	W	6	3
4/11/1902	H	W	11	3
4/14/1903	A	W	5	3
4/29/1904	A	W	7	5
4/30/1904	A	W	12	4
4/14/1905	A	L	0	2
4/15/1905	A	W	6	1

4/20/1906	A	L	0	4
4/21/1906	A	T ⁽¹³⁾	3	3
4/16/1909	A	W	7	4
4/17/1909	A	L	2	6
5/16/1910	A	L	2	4
5/17/1910	A	L	1	9
5/10/1911 ⁽¹⁾	A	L ⁽⁸⁾	0	6
5/10/1911 ⁽²⁾	A	L ⁽⁷⁾	5	11
4/10/1914	A	W ⁽¹⁰⁾	7	3
4/11/1914	A	L	5	7
5/8/1917 ⁽¹⁾	A	L	3	5
5/8/1917 ⁽²⁾	A	L ⁽⁷⁾	1	2
4/7/1928	A	W	12	6
3/5/1974	H	W	8	1
3/6/1974	H	W	12	0
3/20/1975	A	W	3	0
3/21/1975	A	W	3	2
3/9/1977	H	W	3	0
3/10/1977	H	W	8	6
4/4/1978 ⁽¹⁾	A	L ⁽⁷⁾	2	4
4/4/1978 ⁽²⁾	A	L ⁽⁷⁾	4	7
2/24/2006	H	W	5	1
2/26/2006 ⁽¹⁾	H	L	2	3
2/26/2006 ⁽²⁾	H	W	9	4

Miami (FL)

Overall:	22-23-1			
at Clemson:	7-5			
at Kingsmore Stadium:	7-5			
at Miami:	9-11-1			
at Neutral:	6-7			
ACC Regular-Season Games:	7-2			
ACC Tournament Games:	2-0			
NCAA Tournament Games:	3-9			
One-Run Games:	4-5			
Extra-Inning Games:	2-0			
Under Jack Leggett :	14-11			
Longest CU Win Streak:	7 ⁽²⁰⁰⁵⁻⁰⁶⁾			
Longest MIA Win Streak:	5 ⁽¹⁹⁷⁸⁻⁸⁶⁾			
Biggest CU Win:	14-1 ⁽²⁰⁰⁶⁾			
Biggest MIA Win:	14-5 ⁽¹⁹⁹⁶⁾			
Date	Site	W-L	CU	Op
5/21/1977	\$ A	W	7	2
5/22/1977 ⁽¹⁾	\$ A	L	3	10
5/22/1977 ⁽²⁾	\$ A	W	10	9
5/19/1978	\$ A	W	8	5
5/21/1978	\$ A	L	5	7
5/19/1979	\$ A	L	1	2
5/20/1979	\$ A	L	1	4

5/31/1980	! N1	L	5	13
5/9/1986	N2	L	5	6
5/10/1986	N2	W	7	4
5/11/1986	N2	W	9	5
3/20/1987	A	W	8	2
3/21/1987	A	W	11	9
3/22/1987	A	T	10	10
4/28/1989	H	L	5	11
4/29/1989	H	L	2	10
4/30/1989	H	W	5	4
5/20/1989	N3	L	0	2
3/22/1990	A	L	2	9
3/23/1990	A	L	5	11
3/24/1990	A	L	1	2
4/29/1994	H	W	7	5
4/30/1994	H	L	3	6
5/1/1994	H	W ⁽¹²⁾	9	8
5/12/1995	A	L	6	7
5/13/1995	A	W	7	5
5/14/1995	A	L	4	8
5/31/1996	! N1	L	3	7
6/5/1996	! N1	L	5	14
4/2/1999	N4	L	3	5
4/3/1999	N4	W	7	5
4/4/1999	N4	L	11	14
1/29/2000	N5	W	4	0
6/1/2001	† A	L	8	10
6/2/2001	† A	L	6	14
5/19/2005	* H	W	15	5
5/20/2005	* H	W	9	2
5/21/2005	* H	W	6	2
5/26/2005	+ N6	W	9	1
3/31/2006	* A	W	8	6
4/1/2006	* A	W	6	2
4/2/2006	* A	W	14	1
3/30/2007	* H	L	3	10
3/31/2007	* H	W	4	1
4/1/2007	* H	L	6	7
5/23/2007	+ N6	W ⁽¹³⁾	5	4
\$ - NCAA Regional; † - NCAA Super Regional; ! - College World Series; * - ACC regular-season game; + - ACC Tournament; N1 - Omaha, NE; N2 - Greenville, SC; N3 - Chapel Hill, NC; N4 - Fort Mill, SC; N5 - Lake Buena Vista, FL; N6 - Jacksonville, FL				

Game Results vs. 2008 Opponents

4/17/1957	* A	L	1	2
4/29/1957	* H	W	4	3
4/9/1958	* H	W	2	1
4/25/1958	* A	L	1	2
5/19/1958	^ N2	W	4	1
4/6/1959	* H	L	3	6
4/24/1959	* A	W	2	1
5/18/1959	^ N2	W	9	7
4/15/1960	* A	W	4	0
5/9/1960	* H	L	3	6
4/14/1961	* H	L	9	17
4/28/1961	* A	L	2	9
5/13/1961	% N3	W	7	4
4/27/1962	* A	L	5	11
5/11/1962	* H	W	11	4
4/20/1963	* H	W	8	2
5/11/1963	* A	L	4	6
4/18/1964	* A	L	3	4
5/9/1964	* H	L	5	12
4/9/1965	* H	W	6	5
4/30/1965	* A	L ⁽¹³⁾	3	4
4/15/1966	* A	L	1	6
4/30/1966	* H	L ⁽⁸⁾	3	5
4/7/1967	* H	W	6	1
5/8/1967	* A	W	2	0
4/13/1968 ⁽¹⁾	* H	L ⁽⁷⁾	1	2
4/13/1968 ⁽²⁾	* H	W ⁽⁴⁾	4	0
5/2/1968	* A	W ⁽¹⁰⁾	2	1
4/5/1969	* H	L	5	10
5/13/1969 ⁽¹⁾	* A	L ⁽⁷⁾	2	5
5/13/1969 ⁽²⁾	* A	W ⁽⁷⁾	7	4
4/11/1970 ⁽¹⁾	* H	W ⁽⁷⁾	6	4
4/11/1970 ⁽²⁾	* H	W ⁽⁸⁾	5	0
5/11/1970	* A	L	3	5
4/10/1971 ⁽¹⁾	* N4	L	1	2
4/10/1971 ⁽²⁾	* N4	L	1	3
4/1/1972 ⁽¹⁾	* A	W ⁽⁷⁾	8	0
4/1/1972 ⁽²⁾	* A	L ⁽⁷⁾	1	3
4/16/1972	* H	W ⁽¹²⁾	5	4
4/3/1973	* H	W ⁽⁸⁾	3	0
4/14/1973	* A	W	3	1
3/30/1974	* H	W	18	1
4/12/1974	* A	W	3	2
4/27/1974	+ N5	W	6	4
4/11/1975 ⁽¹⁾	* H	W ⁽⁷⁾	6	2
4/11/1975 ⁽²⁾	* H	W ⁽⁷⁾	5	2
4/25/1975	+ A	L	2	7
4/26/1975	+ A	W	7	6
4/10/1976	* A	L ⁽¹⁰⁾	2	3
4/11/1976	* A	W ⁽¹²⁾	3	2
4/9/1977	* H	W	14	0
4/10/1977	* H	W	9	3
3/24/1978	* A	L	1	6
4/17/1978	* A	L ⁽¹²⁾	9	10
3/27/1979	* H	W	6	5
3/28/1979	* H	W	7	4
4/5/1980	* H	L	3	14
4/12/1980	* A	L	3	4
4/26/1980	+ N5	W	12	3
3/21/1981	* A	L	7	10
4/12/1981	* H	W	6	2
4/25/1981	+ A	W	7	4
4/26/1981	+ A	W	7	5
3/18/1982	* A	L ⁽¹⁰⁾	4	5
4/3/1982	* H	W	10	7
4/24/1982	+ A	L	0	3
4/22/1983	+ A	L	5	6
4/24/1983	+ A	W	5	2
4/25/1983	+ A	L	1	10
4/1/1984	* H	L	1	3
4/8/1984	* A	W	5	1
4/21/1984	+ N4	L	6	7
4/5/1985	* H	W	3	2
4/13/1985	* A	L	3	10
4/18/1985	+ N6	W	3	2
4/13/1986	* A	L	8	9
4/19/1986	* H	W	6	2
4/5/1987	* H	W	11	5
4/25/1987	* A	L	3	4
4/26/1987	* A	W	14	8

5/14/1987	+ N7	W	9	4
4/1/1988	* H	W	5	2
4/2/1988	* H	W	8	5
5/8/1988	* A	W	8	6
5/12/1988	+ N7	L	0	1
5/14/1988 ⁽¹⁾	+ N7	W	5	4
5/14/1988 ⁽²⁾	+ N7	L	6	7
3/25/1989	* A	W	4	3
3/26/1989	* A	L	0	3
4/23/1989	* H	L	3	4
4/15/1989	+ N7	W	5	4
5/16/1989	+ N7	W	12	4
5/22/1989	* A	W	7	0
4/6/1990	* A	L	8	10
4/7/1990	* A	L	3	9
4/8/1990	* A	L	10	11
5/14/1990	+ N7	L	1	3
4/5/1991	* H	W	15	6
4/6/1991	* H	W ⁽¹²⁾	6	5
4/7/1991	* H	W	6	2
4/3/1992	* A	W	10	4
4/4/1992	* A	W	7	1
4/5/1992	* A	W	12	5
4/2/1993	* H	W	7	2
4/3/1993	* H	L	5	10
4/4/1993	* H	W	4	3
5/18/1993	+ N7	W	7	4
4/22/1994	* A	W	11	1
4/23/1994	* A	L	0	5
4/24/1994	* A	W	3	2
3/31/1995	* H	W	3	2
4/1/1995	* H	W	20	1
4/2/1995	* H	L	8	11
5/18/1995	+ N7	W	6	4
4/12/1996	* A	W	11	1
4/13/1996	* A	W	7	5
4/14/1996	* A	W	7	2
5/4/1997	* H	W	17	2
5/5/1997	* H	W	11	10
5/6/1997	* H	W	5	4
5/9/1998 ⁽¹⁾	* A	L	9	12
5/9/1998 ⁽²⁾	* A	W	8	1
5/10/1998	* A	W	7	6
5/13/1998	+ N4	L	1	4
5/9/1999	* H	W	20	7
5/10/1999	* H	W	5	4
5/11/1999	* H	L	5	7
3/31/2000	* A	L	0	6
4/1/2000	* A	W	10	2
4/2/2000	* A	L	2	5
4/27/2001	* H	W	6	3
4/28/2001	* H	W ⁽¹⁰⁾	10	9
4/29/2001	* H	L	0	4
5/17/2001	+ N8	W	7	6
4/12/2002	* A	W ⁽¹⁰⁾	11	7
4/13/2002	* A	W	4	2
4/14/2002	* A	L	5	12
5/10/2003	* H	L	4	9
5/11/2003	* H	W ⁽¹⁰⁾	5	4
5/12/2003	* H	W	5	2
5/22/2003	+ N9	L	2	10
4/16/2004	* A	W	2	1
4/17/2004	* A	L	0	4
4/18/2004	* A	W ⁽¹⁰⁾	4	2
5/26/2004	+ N9	W	7	6
5/28/2004	+ N9	L	5	6
3/18/2005	* H	L	1	2
3/19/2005	* H	W	9	1
3/20/2005	* H	W	7	3
6/18/2006	! N10	L	0	2

* - ACC regular-season game; ^ - ACC Playoffs; % - not counted in ACC standings; + - ACC Tournament; ! - College World Series; N1 - Charlotte, NC; N2 - Gastonia, NC; N3 - Belmont, NC; N4 - Durham, NC; N5 - Raleigh, NC; N6 - Atlanta, GA; N7 - Greenville, SC; N8 - Fort Mill, SC; N9 - Salem, VA; N10 - Omaha, NE

North Carolina State				
Overall:	99-66-1		
at Clemson:	50-21-1		
at Kingsmore Stadium:	37-13		
at N.C. State:	36-35		
at Neutral:	13-10		
ACC Regular-Season Games:	..	77-53		
ACC Tournament Games:	...	17-9		
One-Run Games:	20-21		
Extra-Inning Games:	6-4-1		
Under Jack Leggett:	33-16		
Longest CU Win Streak:	..	10 ⁽¹⁹⁷⁶⁻⁷⁹⁾		
Longest NCS Win Streak:	..	5 ^(1959-61, 85-87)		
Biggest CU Win:	41-9 ⁽¹⁹⁷⁹⁾		
Biggest NCS Win:	20-5 ⁽¹⁹⁹³⁾		
Date	Site	W-L	CU	Op
5/4/1921	H	W ⁽¹²⁾	1	0
4/21/1926	H	W	11	5
5/9/1927	H	W	7	0
4/7/1934	H	T ⁽¹¹⁾	7	7
3/30/1935	A	L	1	5
5/1/1936	H	L	5	12
3/25/1947	H	W	10	9
5/16/1949	N1	L	1	6
4/28/1951	A	L	5	7
4/4/1953	A	W	8	4
4/2/1954	* H	W	5	1
4/3/1954	* H	W	8	4
4/2/1955	* H	L ⁽⁷⁾	2	3
4/26/1955	* A	W	12	10
4/13/1956	* H	L	7	10
5/8/1956	* A	L	1	5
4/12/1957	* H	L	5	6
4/22/1957	* A	L	2	8
4/16/1958	* A	W	6	5
5/3/1958	* A	W	15	11
4/7/1959	* H	L	7	8
5/2/1959	* A	L	2	9
4/16/1960	* A	L	0	5
5/10/1960	* H	L ⁽¹⁰⁾	7	8
4/29/1961 ⁽¹⁾	* A	L ⁽⁷⁾	1	2
4/29/1961 ⁽²⁾	* A	W	11	6
4/28/1962	* A	W	9	2
5/12/1962	* H	L	0	1
4/19/1963	* H	W	14	7
5/10/1963	* A	W	12	11
4/17/1964	* A	L	2	3
5/8/1964	* H	W	9	4
4/10/1965	* H	L	5	8
5/1/1965	* A	W	6	4
4/16/1966	* A	L	6	7
5/16/1966	* H	W	8	7
4/8/1967	* H	W	9	6
5/9/1967	* A	W	8	5
4/12/1968	* H	W	14	7
5/3/1968 ⁽¹⁾	* A	L ⁽⁷⁾	2	4
5/3/1968 ⁽²⁾	* A	L ⁽⁷⁾	1	6
4/4/1969 ⁽¹⁾	* H	W ⁽⁷⁾	5	3
4/4/1969 ⁽²⁾	* H	W ⁽⁷⁾	3	0
5/12/1969	* A	L	1	7
4/10/1970	* H	W	2	0
5/12/1970 ⁽¹⁾	* A	W ⁽⁷⁾	7	2
5/12/1970 ⁽²⁾	* A	L ⁽⁷⁾	2	3
3/28/1971	* N2	L	0	3
4/11/1971	* A	W	4	0
4/2/1972	* A	W	7	2
4/15/1972 ⁽¹⁾	* H	W ⁽⁷⁾	7	0
4/15/1972 ⁽²⁾	* H	L ⁽⁷⁾	2	3
4/13/1973 ⁽¹⁾	* A	W ⁽⁷⁾	8	1
4/13/1973 ⁽²⁾	* A	L ⁽⁷⁾	1	7
4/22/1973 ⁽¹⁾	+ N3	L ⁽¹⁰⁾	4	8
4/22/1973 ⁽²⁾	+ N3	L	2	3
4/7/1974	* A	W	2	1
4/21/1974	* H	W	5	0
4/28/1974 ⁽¹⁾	+ A	W	12	5
4/28/1974 ⁽²⁾	+ A	L	6	8
4/5/1975	* H	W	6	5
4/6/1975	* H	L	1	3
4/27/1975	+ N3	L	2	3
4/3/1976	* A	W	7	4

4/4/1976	*	A	W	8	0
4/2/1977	*	H	W	7	3
4/22/1977	+	H	W	10	3
4/24/1977	+	H	W	14	6
3/19/1978	*	A	W	4	0
4/18/1978	*	A	W ⁽⁸⁾	2	1
4/22/1978	+	H	W	12	1
3/31/1979	*	H	W	8	1
4/7/1979	*	A	W	41	9
4/6/1980	*	H	L	3	6
4/25/1980	+	A	W	5	4
4/11/1981 ⁽¹⁾	*	H	W ⁽⁷⁾	6	1
4/11/1981 ⁽²⁾	*	H	W ⁽⁷⁾	2	0
3/17/1982	*	A	W	9	6
4/4/1982	*	H	L	13	16
4/3/1983	*	A	L	4	6
4/10/1983	*	H	L	4	8
4/21/1983	+	N3	W	8	1
3/31/1984	*	H	L	2	5
4/7/1984	*	A	W	15	7
4/6/1985	*	H	W	7	1
4/14/1985	*	A	L	4	9
4/12/1986	*	A	L	8	12
4/20/1986	*	H	L	2	6
5/17/1986	+	N4	L	4	6
4/4/1987 ⁽¹⁾	*	H	L ⁽⁷⁾	6	7
4/4/1987 ⁽²⁾	*	H	W ⁽⁷⁾	15	5
4/25/1987	*	N3	W	9	8
5/15/1987	+	N5	W	8	0
5/16/1987	+	N5	L	7	11
4/3/1988	*	H	W	9	8
5/6/1988	*	A	L	3	6
5/7/1988	*	A	L	8	9
3/24/1989	*	A	W	6	4
5/6/1989	*	H	W	11	3
5/7/1989	*	H	W	13	6
5/16/1989	+	N5	W	9	2
4/13/1990	*	H	W	6	3
4/14/1990	*	H	W	20	4
4/15/1990	*	H	W	6	5
5/15/1990	+	N5	L	5	6
4/12/1991	*	A	W	14	3
4/13/1991	*	A	L	7	8
4/14/1991	*	A	W	16	6
4/10/1992	*	H	W	6	2
4/11/1992	*	H	L	3	6
4/12/1992	*	H	W	3	2
5/12/1992	+	N5	L	1	11
5/13/1992	+	N5	L	3	7
4/9/1993	*	A	W	4	1
4/10/1993	*	A	L	5	20
4/11/1993	*	A	L	12	13
5/19/1993	+	N5	W	11	7
4/8/1994	*	H	W ⁽¹⁰⁾	10	8
4/9/1994	*	H	W	9	5
4/10/1994	*	H	W ⁽¹⁰⁾	6	5
5/19/1994	+	N5	W	17	5
4/14/1995	*	A	W ⁽¹⁰⁾	17	15
4/15/1995	*	A	W	13	1
4/16/1995	*	A	W	13	4
5/20/1995	+	N5	W	16	7
4/25/1996	*	H	L	6	18
4/26/1996	*	H	W	14	0
4/27/1996	*	H	L ⁽¹⁰⁾	1	4
4/18/1997	*	A	L	9	16
4/19/1997	*	A	L	4	17
4/20/1997	*	A	L	7	9
5/17/1997	+	N6	W ⁽¹⁰⁾	11	6
4/17/1998	*	H	W ⁽¹²⁾	11	10
4/18/1998	*	H	W	17	6
5/14/1999	*	A	L	9	19
5/15/1999	*	A	L	4	7
5/16/1999	*	A	W	7	4
5/19/1999	+	N4	W	7	6
4/7/2000	*	H	L	1	5
4/8/2000	*	H	W	9	0
4/9/2000	*	H	W	8	4
5/5/2001 ⁽¹⁾	*	A	W	7	6
5/5/2001 ⁽²⁾	*	A	L	3	4
5/6/2001	*	A	W	10	2

Game Results vs. 2008 Opponents



4/24/1929	H	W ⁽¹⁰⁾	6	5
5/7/1929	A	W	7	1
5/1/1930	A	L	7	9
4/7/1932	A	W	7	1
4/21/1932 ⁽¹⁾	H	W	14	5
4/21/1932 ⁽²⁾	H	W ⁽⁷⁾	14	1
4/22/1932	H	W ⁽¹⁰⁾	12	11
4/6/1933	A	W	13	7
4/7/1933	A	L	3	8
4/25/1933 ⁽¹⁾	H	W	15	11
4/25/1933 ⁽²⁾	H	W ⁽⁷⁾	3	0
4/9/1934	A	W	15	8
4/26/1934	H	W	8	2
4/9/1935	H	W	10	2
5/1/1935	A	W	6	3
4/17/1936	H	W	10	8
4/28/1936	A	L ⁽⁷⁾	2	6
4/15/1937	A	W	5	4
5/6/1937	A	L	5	6
4/13/1938	H	W	4	2
4/22/1938	A	W	15	5
4/22/1939	H	W	10	7
4/15/1940	H	W	11	5
4/27/1940	A	W	12	1
4/5/1941	H	L	10	14
4/28/1941	H	W	22	0
4/20/1942	A	L ⁽¹⁰⁾	11	12
4/17/1943	H	W	13	12
4/28/1943	A	L	4	7
4/13/1945	A	L	7	8
4/20/1945	H	L	2	12
4/21/1945	H	L	6	12
4/19/1946	H	W	8	5
4/3/1947	A	W	8	2
4/23/1948	H	W	9	2
5/5/1948	A	W	2	1
4/1/1949	A	W	4	3
4/9/1949	H	L	5	19
4/1/1950	A	W	15	2
4/11/1950	H	W ⁽¹⁰⁾	11	10
N1 - Greenwood, SC; N2 - Laurens, SC				

South Carolina

Overall:	163-114-2			
at Clemson:	92-39			
at Kingsmore Stadium:	45-22			
at South Carolina:	65-72-2			
at Neutral:	6-3			
ACC Regular-Season Games: ..	29-9-1			
NCAA Tournament Games: ...	3-2			
One-Run Games:	33-36			
Extra-Inning Games:	7-9-2			
Under Jack Leggett :	28-23			
Longest CU Win Streak: .. 12 ⁽¹⁹⁶¹⁻⁶⁶⁾				
Longest USC Win Streak: .. 7 ⁽¹⁹⁸³⁻⁸⁵⁾				
Biggest CU Win:	18-1 ⁽¹⁹⁶⁵⁾			
Biggest USC Win:	38-16 ⁽¹⁹⁹⁷⁾			
Date	Site	W-L	CU	Op
5/12/1899	A	W ⁽⁸⁾	21	8
5/12/1900	A	W	5	4
5/11/1901	A	W	12	4
4/26/1902	A	W	3	1
3/30/1907	H	W	4	2
4/29/1907	A	L	2	6
4/9/1908	H	L	2	4
5/7/1909	A	L	0	3
5/8/1909	A	W	4	2
5/12/1916	N1	L	0	4
5/13/1916	N1	W	7	5
4/2/1917	A	L	1	2
4/3/1917	A	W	18	2
4/16/1917	H	W	4	2
4/17/1917	H	W	6	3
5/17/1918	A	W	3	2
5/18/1918	A	L ⁽¹²⁾	2	3
4/25/1919	H	L	1	2
4/26/1919	H	W	8	2
5/16/1919	A	W	4	0
5/17/1919	A	W	1	0

4/16/1920	A	W ⁽⁸⁾	14	9
4/17/1920	A	W	14	5
5/11/1920	H	W	5	3
5/12/1920	H	L	5	8
5/5/1921	H	W	5	0
4/26/1922	H	W	3	1
5/13/1922	A	L	4	8
4/17/1924	H	W	6	0
5/10/1924	A	W	8	7
4/24/1925	H	W	6	2
5/2/1925	A	L	7	8
4/17/1926	A	L	0	3
4/8/1927	H	W	4	3
4/13/1927	A	L ⁽¹¹⁾	8	9
4/13/1928	H	W	6	0
4/18/1928	A	T ⁽¹¹⁾	3	3
4/1/1929	H	L ⁽¹¹⁾	0	2
5/9/1929	A	L	6	8
4/19/1930 ⁽¹⁾	H	W	4	1
4/19/1930 ⁽²⁾	H	L	2	9
4/28/1930	A	L	2	18
4/29/1930	A	L ⁽¹⁰⁾	3	5
5/2/1931	A	L	1	10
5/13/1931	H	W	5	4
5/12/1931	H	L	1	5
4/15/1932	A	L	0	4
4/16/1932	A	W	10	4
4/26/1932 ⁽¹⁾	H	W	13	9
4/26/1932 ⁽²⁾	H	L ⁽⁷⁾	2	5
5/12/1932	H	W	10	9
5/13/1932	H	W	6	5
3/30/1933	A	L	4	5
3/31/1933	A	L	0	6
4/17/1933	H	L	3	4
4/12/1934	H	L	1	8
5/2/1934	A	L	4	6
4/16/1935	H	W	5	4
5/9/1935	A	L	0	2
4/24/1936	A	W	7	1
5/5/1936	H	L	5	6
4/27/1937	A	L	3	4
5/8/1937	H	L	4	5
5/3/1938	H	L	3	12
5/10/1938	A	L	0	3
4/27/1939	H	W	9	7
5/1/1939	A	W ⁽¹⁰⁾	7	5
4/11/1940	A	W	7	6
4/26/1940	H	W	7	1
4/25/1941	H	W	3	1
5/8/1941	A	L	3	5
4/24/1942	H	W	6	5
5/8/1942	A	W	9	5
4/27/1945	H	W	6	4
5/4/1945	A	L	7	11
5/5/1945	A	L	0	4
4/3/1946	A	L	1	2
5/18/1946	H	W	12	2
4/11/1947	A	W	4	1
4/12/1947	A	W	17	8
5/23/1947	H	W	17	3
5/24/1947	H	W	10	8
4/16/1948	H	L	4	7
4/17/1948	H	W	11	2
5/21/1948	A	W	7	2
5/22/1948	A	W	6	5
5/6/1949	H	W ⁽¹¹⁾	6	5
5/20/1949	A	L	2	4
5/21/1949	A	L	6	7
5/5/1950	A	W	14	5
5/6/1950	A	L	2	10
5/15/1950	H	W ⁽¹¹⁾	8	7
5/16/1950	H	W	18	9
4/9/1951	H	W	8	6
4/10/1951	H	W	11	1
5/11/1951	N2	W	12	4
5/12/1951	A	W ⁽⁷⁾	16	5
4/4/1952	N2	W	5	2
4/5/1952	A	L	4	6
5/9/1952	H	W	3	1
4/13/1953	H	W	13	4

4/14/1953	H	L	7	9
5/8/1953	A	W	2	0
5/9/1953	A	L	4	13
4/13/1954	* A	W	10	1
5/4/1954	* H	W	2	0
4/30/1955	* H	L	3	4
5/11/1955	* A	L	2	9
4/27/1956	* A	W	5	1
5/11/1956	* H	L	3	12
4/27/1957	* A	L	3	4
5/14/1957	* H	W	10	6
4/21/1958	* H	W	5	3
5/9/1958	* A	W	9	2
4/3/1959	* A	W	11	0
5/12/1959	* H	W	10	1
4/23/1960	* H	W	12	10
5/5/1960	* A	L	1	2
4/18/1961	* H	W	21	5
4/25/1961	* A	W	3	1
4/24/1962	* A	W	5	4
5/8/1962	* H	W	27	17
4/23/1963	* H	W	9	2
5/14/1963	* A	W	5	1
4/28/1964	* A	W	4	2
5/12/1964	* H	W	5	3
5/4/1965	* H	W	18	1
5/13/1965	* A	W	9	3
4/26/1966	* H	W	11	6
5/19/1966	* A	W	8	2
4/11/1967	* A	L	1	4
4/18/1967	* H	W	8	1
4/16/1968	* H	W	6	5
5/7/1968 ⁽¹⁾	* A	W ⁽⁷⁾	1	0
5/7/1968 ⁽²⁾	* A	L ⁽⁷⁾	3	4
4/16/1969	* A	T ⁽¹³⁾	4	4
5/6/1969 ⁽¹⁾	* H	L ⁽⁷⁾	1	2
5/6/1969 ⁽²⁾	* H	W ⁽⁷⁾	7	3
4/14/1970 ⁽¹⁾	* A	L ⁽⁷⁾	1	2
4/14/1970 ⁽²⁾	* A	W ⁽⁷⁾	2	1
5/5/1970	* H	W	4	0
4/25/1971	* H	W	8	2
5/4/1971	* A	W	8	4
4/4/1972	H	W	8	0
4/5/1972	A	L	1	2
4/21/1972	N3	W	5	2
4/4/1973	A	W	4	2
4/10/1973	H	L	1	3
4/28/1973	N4	W	9	5
3/28/1974	H	L	0	3
4/16/1975	A	L	2	6
4/2/1976	A	W	10	6
4/13/1976	H	L	3	4
5/22/1976	\$ A	W	10	4
3/28/1977	H	L	1	2
4/12/1977 ⁽¹⁾	A	L ⁽⁷⁾	6	7
4/12/1977 ⁽²⁾	A	L ⁽⁷⁾	2	7
4/1/1978	A	W	10	2
4/2/1978	A	L	6	10
4/30/1978	H	W	11	4
3/24/1979	A	W	3	1
3/25/1979	A	L	6	7
4/14/1979	H	W	1	0
4/15/1979	H	W	6	3
4/15/1980	H	W	9	3
4/16/1980	H	W	4	3
5/10/1980	A	L	1	6
5/11/1980	A	L	1	4
5/24/1980	\$ H	W	6	2
5/25/1980	\$ H	W	17	12
4/3/1981	A	L	2	6
4/4/1981	A	L	7	12
4/13/1981	H	W ⁽¹¹⁾	5	4
4/14/1981	H	L	2	12
4/11/1982	H	W	4	1
4/12/1982	H	L	4	5
5/16/1982	A	L	5	11
5/17/1982	A	L	1	4
3/4/1983	H	W	8	0
4/26/1983	H	L ⁽¹⁰⁾	3	8
4/30/1983	A	W	8	1

5/1/1983	A	L	3	4
4/26/1985	A	L	2	14
4/27/1985	A	L	6	11
4/28/1985	A	L	5	6
5/14/1985	H	L	6	12
5/15/1985	H	L	6	8
5/16/1985	H	L	3	8
4/25/1986	H	W	16	5
4/26/1986	H	W	9	5
4/27/1986	H	L ⁽¹²⁾	4	9
5/3/1986	A	W	14	11
5/4/1986	A	L	0	5
5/5/1986	A	W	7	6
4/20/1987	H	W	5	3
4/21/1987	H	W	7	3
5/2/1987	A	W	5	3
5/3/1987	A	W	8	7
4/22/1988	H	W	7	6
4/23/1988	H	L	7	11
4/24/1988	H	W	8	5
4/30/1988	A	W	5	2
5/1/1988	A	L	6	7
3/31/1989	H	W	7	1
4/1/1989	H	W	12	6
4/2/1989	H	W	9	6
4/20/1989	A	W	5	3
4/21/1989	A	L	3	8
4/22/1989	A	L	1	7
3/31/1990	N5	W	6	0
4/1/1990	H	W ⁽¹¹⁾	6	5
4/2/1990	H	W	9	0
4/12/1990	A	L	2	21
5/6/1990 ⁽¹⁾	A	L	4	5
5/6/1990 ⁽²⁾	A	L ⁽⁷⁾	3	7
3/22/1991	A	L	4	12
3/23/1991	A	L	10	11
3/24/1991	A	W	5	3
3/28/1991	H	W ⁽⁷⁾	7	5
4/4/1991	H	W	10	1
4/25/1991	H	W	7	6
3/26/1992	A	L	6	8
4/8/1992	H	W	5	3
4/21/1992	H	W	10	9
4/6/1993	H	W	17	3
4/7/1993	A	W	9	8
4/21/1993	H	W ⁽¹¹⁾	8	7
5/12/1993	A	L	5	8
3/16/1994	H	L	4	7

Game Results vs. 2008 Opponents

5/9/2005	*	A	W	7	0
5/10/2005	*	A	W	6	2
4/28/2006	*	H	W	11	2
4/29/2006	*	H	W	11	4
4/30/2006	*	H	W	7	3
4/6/2007	*	A	W	6	3
4/7/2007	*	A	W	8	5
4/8/2007	*	A	W ⁽¹⁰⁾	5	2

^ - play-in game (not counted as NCAA Tournament game); * - ACC regular-season game; N1 - Charleston, SC; N2 - Greensboro, NC; N3 - Statesboro, GA

Wake Forest

Overall: 114-45-1
at Clemson: 56-18-1
at Kingsmore Stadium: 44-7
at Wake Forest: 44-23
at Neutral: 14-4
ACC Regular-Season Games: ... 97-33-1
ACC Tournament Games: ... 12-5
One-Run Games: 25-11
Extra-Inning Games: 10-2
Under Jack Leggett: 35-13
Longest CU Win Streak: ... 18⁽¹⁹⁸⁴⁻⁹⁰⁾
Longest WFU Win Streak: ... 6^(1921-92, 98-99)
Biggest CU Win: 26-1⁽²⁰⁰⁶⁾
Biggest WFU Win: 20-4⁽¹⁹⁶²⁾

Date	Site	W-L	CU	Op
4/30/1901	H	W	14	1
4/21/1903	H	W	18	3
4/25/1913	H	L	1	6
4/16/1918	H	W	7	2
4/21/1921	H	L	3	5
5/26/1950	N1	L	2	14
5/5/1951	H	L ⁽¹⁰⁾	8	12
4/7/1952	H	L	5	12
4/8/1952	H	L	14	16
4/15/1952	A	L	7	11
4/15/1954	* A	W	5	3
4/20/1954	* A	W	5	0
4/25/1955	* A	L	4	11
5/6/1955	* H	L	11	15
4/14/1956	* H	T ^(4*)	6	6
5/7/1956	* A	L ⁽⁸⁾	0	14
4/13/1957	* H	L	6	9
4/23/1957	* A	L	1	6
4/17/1958	* H	W	12	8
4/26/1958	* A	L	4	5
4/1/1959	* H	W	4	3
4/25/1959	* A	W	6	5
5/16/1959	^ N2	W	4	2
5/2/1960 ⁽¹⁾	* H	W	15	5
5/2/1960 ⁽²⁾	* H	L ⁽⁷⁾	2	3
4/8/1961	* H	L	0	5
5/5/1961	* A	L	3	4
4/20/1962	* H	W	6	4
5/4/1962	* A	L	4	20
5/14/1962	% N3	W	6	0
4/26/1963	* A	L	5	14
5/4/1963	* H	L	8	14
4/25/1964	* A	L ⁽¹¹⁾	3	4
5/1/1964	* H	L	0	3
4/24/1965	* H	W	9	5
5/8/1965	* A	W	2	0
4/5/1966	* H	W	7	3
4/23/1966	* A	L	5	6
4/14/1967	* A	W	8	2
4/6/1968 ⁽¹⁾	* H	W ⁽⁷⁾	11	0
4/6/1968 ⁽²⁾	* H	W ⁽⁷⁾	9	0
5/10/1968	* A	W ⁽¹⁰⁾	2	0
4/8/1969 ⁽¹⁾	* A	W ⁽⁷⁾	4	3
4/8/1969 ⁽²⁾	* A	L ⁽⁷⁾	0	11
5/9/1969	* H	W	7	6
4/4/1970 ⁽¹⁾	* H	W ⁽⁷⁾	2	1
4/4/1970 ⁽²⁾	* H	W ⁽⁷⁾	5	0
5/15/1970	* A	W	9	5
4/3/1971	* H	W	2	1
5/14/1971	* A	W	9	1

4/8/1972 ⁽¹⁾	*	H	W ⁽⁷⁾	2	0
4/8/1972 ⁽²⁾	*	H	W ⁽⁷⁾	4	3
5/5/1972	*	A	L	8	9
3/27/1973	*	A	W	7	0
4/9/1973	*	H	W	5	3
4/20/1973	+	N4	W	10	3
4/6/1974	*	A	W	7	0
4/20/1974	*	H	W	12	3
4/19/1975	*	A	W	7	2
4/20/1975	*	A	W	6	1
4/26/1975	+	N4	W	15	1
3/31/1976 ⁽¹⁾	*	N5	W	7	5
3/31/1976 ⁽²⁾	*	N5	W	4	2
4/23/1976	+	H	W	2	0
3/19/1977	*	A	W	11	6
3/20/1977	*	A	W	13	12
4/23/1977	+	H	L	4	5
4/24/1977	+	H	L	9	22
3/12/1978	*	H	W	8	1
3/13/1978	*	H	W	11	3
4/24/1978	+	H	W	7	2
4/8/1979	*	A	W ⁽¹⁶⁾	8	6
4/9/1979	*	A	W	13	7
3/14/1980	*	H	W ⁽¹⁰⁾	5	4
4/11/1980	*	A	L	4	5
4/22/1980	+	N6	W	4	0
3/20/1981	*	A	L	6	7
4/5/1981	*	H	W ⁽¹¹⁾	6	5
4/24/1981	+	N4	W ⁽¹⁰⁾	6	5
3/14/1982	*	H	W	13	1
3/26/1983	*	H	W	8	4
4/16/1983	*	A	L	2	7
4/6/1984	*	A	W	13	1
4/14/1984	*	H	W	9	3
3/23/1985	*	A	W	10	9
3/24/1985	*	A	W	7	4
3/29/1986	*	H	W	7	1
3/30/1986	*	H	W	22	2
5/14/1986	+	N7	W ⁽¹⁴⁾	6	5
4/10/1987	*	A	W	12	6
4/11/1987	*	A	W	13	11
4/16/1987	*	H	W	13	3
5/13/1987	+	N8	W	11	4
4/10/1988	*	A	W	8	7
4/16/1988	*	H	W	11	7
4/17/1988	*	H	W	8	5
3/19/1989	*	A	W	11	0
3/20/1989	*	A	W	6	2
4/9/1989	*	H	W	6	3
3/9/1990	*	H	W	10	4
3/10/1990	*	H	L	1	3
3/11/1990	*	H	W	11	8
3/9/1991 ⁽¹⁾	*	A	L ⁽⁷⁾	10	11
3/9/1991 ⁽²⁾	*	A	W ⁽⁷⁾	13	7
3/10/1991	*	A	W	11	5
5/12/1991	+	N8	W	7	2
3/7/1992 ⁽¹⁾	*	H	W ⁽⁷⁾	7	2
3/7/1992 ⁽²⁾	*	H	W ⁽⁸⁾	2	1
3/8/1992	*	H	W	7	5
3/6/1993 ⁽¹⁾	*	A	L ⁽⁷⁾	1	3
3/6/1993 ⁽²⁾	*	A	W ⁽⁷⁾	4	1
3/7/1993	*	A	W	8	5
3/4/1994	*	H	W	5	4
3/5/1994	*	H	W	5	4
3/6/1994	*	H	W	8	6
3/17/1995	*	A	W	10	7
3/18/1995	*	A	W	4	3
3/19/1995	*	A	W	10	5
4/5/1996	*	H	W	9	1
4/6/1996	*	H	W	6	0
4/7/1996	*	H	L	7	8
3/28/1997	*	A	L	2	11
3/29/1997	*	A	W	10	9
3/30/1997	*	A	W	18	7
5/14/1997	+	N9	W	8	6
3/27/1998	*	H	W	10	2
3/28/1998	*	H	W	6	5
3/29/1998	*	H	L	2	8
3/26/1999	*	A	L	1	5
3/27/1999	*	A	L	6	11

3/28/1999	*	A	L	2	10
5/20/1999	+	N7	L	3	6
5/22/1999	+	N7	L	5	9
4/15/2000 ⁽¹⁾	*	H	W ⁽¹²⁾	6	5
4/15/2000 ⁽²⁾	*	H	W	5	4
4/16/2000	*	H	L	4	6
3/23/2001	*	A	W ⁽¹²⁾	4	1
3/24/2001	*	A	L	3	12
3/25/2001	*	A	W	9	1
4/26/2002	*	H	L	2	4
4/27/2002	*	H	W	5	3
4/28/2002	*	H	W	4	0
5/25/2002	+	N9	W	8	6
5/15/2003	*	A	W	6	2
5/16/2003	*	A	W	14	3
5/17/2003	*	A	W	4	3
3/26/2004	*	H	W	13	6
3/27/2004	*	H	W	7	4
3/28/2004	*	H	W	6	5
5/13/2005	*	A	W	4	1
5/14/2005	*	A	W ⁽¹¹⁾	17	14
5/15/2005	*	A	W	6	5
5/18/2006	*	H	W	26	1
5/19/2006	*	H	W	6	0
5/20/2006	*	H	W	7	3
5/24/2006	+	N10	W ⁽⁷⁾	13	1
4/13/2007	*	A	W	6	2
4/14/2007	*	A	L	5	6
4/15/2007	*	A	W	5	4
5/25/2007	+	N10	L	2	3

* - ACC regular-season game; ^ - ACC Playoffs; + - ACC Tournament; % - not counted in ACC standings; N1 - Greensboro, NC; N2 - Thomasville, NC; N3 - Belmont, NC; N4 - Chapel Hill, NC; N5 - Columbia, SC; N6 - Raleigh, NC; N7 - Durham, NC; N8 - Greenville, SC; N9 - Saint Petersburg, FL; N10 - Jacksonville, FL

Western Carolina

Overall: 49-11
at Clemson: 36-2
at Kingsmore Stadium: 36-2
at Western Carolina: 12-9
at Neutral: 1-0
One-Run Games: 7-2
Extra-Inning Games: 3-2
Under Jack Leggett: 23-6
Longest CU Win Streak: ... 12⁽¹⁹⁸⁵⁻⁹⁰⁾
Longest WCU Win Streak: ... 2⁽¹⁹⁹⁸⁻⁹⁹⁾
Biggest CU Win: 14-2⁽¹⁹⁸⁹⁻⁹⁹⁾
Biggest WCU Win: ... 10-3⁽¹⁹⁸²⁾, 9-2⁽¹⁹⁸⁴⁾

Date	Site	W-L	CU	Op
3/13/1974	H	L ⁽¹⁰⁾	3	4
4/1/1975	H	W	8	0
4/3/1978	H	W	12	3
3/8/1979	H	W	8	3
4/1/1979	A	W	13	3
2/28/1980	H	W	10	2
4/10/1980	A	W	14	8
3/6/1981	H	W ⁽¹⁰⁾	7	6
3/5/1982	H	W	5	0
3/29/1982	A	L	3	10
4/5/1983	H	W ⁽⁸⁾	8	3
4/29/1983	A	L	7	13
4/5/1984	H	W	5	3
4/12/1984	A	L	2	9
4/23/1985	A	W	9	2
4/4/1986	A	W	8	0
4/17/1986	H	W	13	7
2/25/1987	H	W	8	1
3/1/1988	H	W	8	4
4/4/1988	H	W	20	11
4/14/1988	A	W	12	4
2/28/1989	H	W	9	8
3/14/1989	H	W	7	6
4/6/1989	A	W	14	2
4/10/1989	H	W	12	4

2/28/1990	H	W	14	2
3/31/1991	A	L	7	9
4/3/1991	H	W	13	3
2/19/1992	H	W	6	0
4/13/1993	A	W	12	2
4/15/1993	H	W	8	1
2/12/1994 ⁽¹⁾	H	W	3	1
2/12/1994 ⁽²⁾	H	W	4	1
2/13/1994	H	W ⁽¹³⁾	6	5
3/14/1995	A	W	5	2
3/29/1995	H	W	5	4
3/5/1996	H	W	4	2
3/28/1996	A	W	13	3
4/9/1996	H	W	10	4
3/25/1997	A	L	4	9
3/26/1997	H	W	14	9
3/17/1998	H	W	5	1
3/19/1998	A	L	7	10
4/6/1999	A	L ⁽¹⁰⁾	8	9
4/7/1999	H	W	16	11
5/4/1999	H	W ⁽¹⁰⁾	11	10
4/4/2000	H	W	11	7
4/26/2000	N1	W	13	4
4/24/2001	H	W	8	2
4/16/2002	H	W	13	9
5/15/2002	A	W	12	4
3/25/2003	A	L	5	9
4/1/2003	H	W	5	3
4/21/2004	H	W	8	7
4/12/2005	A	W	7	4
4/19/2005	H	W	10	1
4/4/2006	H	L	6	8
4/11/2006	A	W	8	3
3/20/2007	A	L	3	6
3/28/2007	H	W	15	6

N1 - Asheville, NC

Wofford

Overall: 73-23-1
at Clemson: 36-8
at Kingsmore Stadium: 6-0
at Wofford: 34-14
at Neutral: 3-1-1
One-Run Games: 10-9
Extra-Inning Games: 1-2
Under Jack Leggett: 8-0
Longest CU Win Streak: ... 21⁽¹⁹³⁷⁻⁴⁶⁾
Longest WOF Win Streak: ... 3^(1988-90, 08-09, 19-21)
Biggest CU Win: 24-8⁽¹⁹⁴¹⁾
Biggest WOF Win: 13-2⁽¹⁹²⁵⁾

Date	Site	W-L	CU	Op
5/7/1898	A	L	4	13
4/1/1899	A	L	5	6
4/27/1900	H	L	0	6
4/26/1901	H	W	7	5
5/3/1901	A	W	8	5
5/13/1902	H	W	6	3
5/1/1903	A	W	10	4
5/11/1903	H	W	11	1
4/12/1904	H	L	3	5
4/27/1904	A	L ⁽¹⁰⁾	2	4
5/3/1905	A	W	10	4
5/20/1905	N1	T	3	3
4/25/1906	A	W	9	2
5/11/1906	H	W	19	5
5/12/1906	N1	W	7	1
4/25/1907	A	W	10	1
4/14/1908	H	L	4	6
4/30/1908	A	L	2	4
4/22/1909	A	L	2	3
5/4/1909	H	W	6	2
4/14/1910 ⁽¹⁾	A	W	8	1
4/14/1910 ⁽²⁾	A	W	5	4
4/26/1911	A	W	8	5
5/5/1911	H	W	6	0
5/6/1911	H	L	2	3
4/24/1912	A	L ⁽¹⁰⁾	2	3
4/25/1912	A	W	4	2
4/30/1913	A	W	14	5
5/1/1913	A	W	9	5

Daniel Moskos, LHP

All-ACC Starting Pitcher
All-ACC Academic Team
#4 Overall Draft Pick



Clemson Played in Seventh Super Regional

Clemson made its seventh super regional appearance in the ninth year of the super regional format in 2007. Only one team (Miami (FL)) has played in more. The Tigers played in the College Station (TX) Super Regional in 1999, falling in game-three. In 2000, 2002, and 2006, Clemson won its own super regional to advance to Omaha. In 2001, the Tigers lost both games at Miami (FL), while in 2005, Baylor defeated the Tigers twice in three games. In 2007, the Tigers lost both games at Mississippi State.

Most Super Regional Appearances

Rk	Team	SR	*CWS
1.	Miami (FL)	8	5
2.	Clemson	7	3
	Cal State Fullerton	7	6
	Florida State	7	2
	Rice	7	5
	South Carolina	7	3
7.	Louisiana State	6	3
	Stanford	6	5
9.	Georgia Tech	5	2
	Southern California	5	2
	Texas	5	5

* - 1999-07

Tigers Earned 21st Straight NCAA Appearance

Clemson finished the 2007 season with a 41-23 overall record, earning its 21st straight NCAA Tournament appearance. It is the third-longest streak in NCAA history. It was also the 22nd consecutive season the Tigers won at least 39 games.

Polls

Clemson ended the 2007 season ranked #15 in the **Baseball America** poll and #12 in the **Collegiate Baseball** poll. Clemson also was #13 in the final **Sports Weekly** poll. Clemson ended its third season in a row ranked in the top 15, while Clemson has had at least one top-25 ranking in 12 of Head Coach Jack Leggett's first 14 seasons in Tigertown.

Four Tigers Named All-ACC

Third-baseman Marquez Smith was named First-Team All-ACC in 2007. Smith, who hit .336 with 13 homers and 56 RBIs, was the lone Tiger to make the first team. The team was compiled after a vote of the league's 12 head coaches.

Three Tigers made Second-Team All-ACC, including junior outfielder Brad Chalk, junior shortstop Taylor Harbin, and junior starting pitcher Daniel Moskos.

Five Named to Regional All-Tournament Team

Five Tigers were named to the Myrtle Beach Regional All-Tournament team, as the Tigers captured the title by going 3-0 at Coastal Federal Field from June 1-4. Three Tiger infielders were represented, including first-baseman Andy D'Alessio, shortstop Taylor Harbin, and third-baseman Marquez Smith. Outfielder Brad Chalk and catcher Doug Hogan also made the 11-player team. D'Alessio was named Myrtle Beach Regional MVP after going 6-for-12 with three doubles, two homers, six RBIs, and and six runs scored in three games.

NCAA & ACC Stat Rankings

There were 282 Division I programs included in the 2007 NCAA stat rankings. Of the 12 main stat rankings, Clemson finished in the top 89 in eight



Clemson had a school-record 11 players selected in the 2007 Major League draft. Righthander Stephen Clyne was one of five Tigers taken in the first three rounds.

of them. Among the best finishes included #12 in strikeouts per nine innings pitched (8.26) and #25 in ERA (3.73). Among individual standouts, Andy D'Alessio was tied for 23rd in the nation in home runs (17).

Clemson finished fourth in the ACC in ERA and fourth in fielding percentage (.971). D'Alessio was second in the league in homers per game (0.29) and third in slugging percentage (.634). David Kopp tied for the ACC lead in starts (18) as well.

Highlights of Series Win at #2 Florida State

Clemson tasted victory twice in three games at #2 Florida State from May 11-13, a feeling it had not had for quite some time. In fact, the Tigers had not won more than one game in a three-game series in Tallahassee in the last six series and last won a series there in 1993, the year before Jack Leggett became Clemson's head coach.

The Tigers also handed the Seminoles their first back-to-back losses and their one and only series loss of 2007. The Seminoles entered the series with a 32-2 home record, but Clemson doubled their loss total with two wins in the final two games of the series. Clemson also had five freshmen in the starting lineup in both wins.

Then in the ACC Tournament on May 26 at Jacksonville, FL in front of a crowd that consisted mostly of Seminole fans, Clemson downed #3 Florida State 5-1 behind David Kopp's complete game. The Tigers handed Bryan Henry, the nation's leader in wins with 14 at the time, his first loss of the season as well. The win meant Clemson defeated the Seminoles three times in four meetings in 2007, all games played in the state of Florida.

Leggett Reached 1,000 Career Wins

Head Coach Jack Leggett, who has coached at Clemson for 14 seasons and 28 overall, won his 1,000th game on March 25, 2007 in the Tigers' 5-0 victory at Maryland. At the age of 53, he became the 29th head coach in Division I history to reach

the 1,000-win mark. He also became the 10th active head coach at the Division I level to reach 1,000 career wins.

Tigers Set Home Attendance Record

For the fourth year in a row, Clemson set the school record for average home attendance. The Tigers drew 163,537 fans for their 34 home dates in 2007, an average of 4,810 per date. That mark broke the previous record of 4,742, set in 2006.

Clemson Single-Season Attendance Bests

Rk	Year	Dates	Attendance	Avg.
1.	2007	34	163,537	4,810
2.	2006	39	184,946	4,742
3.	2005	32	129,553	4,049
4.	2004	32	116,781	3,649
5.	2002	45	161,640	3,592

Record 11 Tigers Picked in MLB Draft

Eleven Tigers, highlighted by lefthander Daniel Moskos' selection in the first round, were taken in the Major League draft on June 7, 8, 2007. The 11 picks set a record for most Tigers drafted in one year. The previous mark was 10, set by the 2006 club.

Moskos, who was undrafted out of Damien High School in Alta Loma, CA, was selected by the Pittsburgh Pirates with the #4 overall pick, which tied for the second-highest selection in school history.

Five Tigers were selected in the first three rounds, two more than any other school. Clemson's 11 picks tied for second-most in the nation, trailing only Rice's total of 14. The Tigers' 10 picks in 2006 were second-most in the nation as well.

With the 11 selections, Jack Leggett has had a total of 71 players drafted in his 14 seasons as head coach at Clemson. Twelve of those 71 players were drafted twice, meaning a Tiger has been drafted 83 times in his tenure. Thirteen more Tigers have signed free-agent contracts as well.

2007 Tiger Draftees

#	Player, Pos.	Cl.	Rd	Pick	Team
41	Daniel Moskos, LHP	Jr.	1	4	Pirates
47	David Kopp, RHP	Jr.	2	71	Cardinals
8	Brad Chalk, OF	Jr.	2	87	Padres
25	Alan Farina, RHP	Jr.	3	115	Blue Jays
36	Stephen Clyne, RHP	*Sr.	3	123	Mets
35	Marquez Smith, INF	Sr.	8	247	Cubs
4	Taylor Harbin, 2B/SS	Jr.	8	253	Diamondbacks
30	Doug Hogan, C	*Jr.	16	497	Indians
24	Andy D'Alessio, 1B	Sr.	19	584	Giants
31	P.J. Zocchi, RHP	*Jr.	36	1092	Indians
6	Stan Widmann, SS	Jr.	39	1187	Athletics

* - spent one season as a red-shirt player

Chalk Had a 50-Game On-Base Streak

Brad Chalk ended his sophomore season by reaching base safely in each of the last 27 games. And since he did the same in the first 23 games that he played in 2007, he reached base via a hit, walk, or hit-by-pitch in 50 straight games. That streak came to an end against Miami (FL) on March 30. He hit safely in 45 of those 50 games as well.

Overall in 2007, the junior hit .366 with a .483 on-base percentage, both team-bests. He walked 32 times, was hit-by-pitch six times, and struck out just 16 times, a trend that was evident throughout his career. He walked 107 times, was hit-by-pitch 23 times, and struck out only 56 times in 177 career games and 509 at-bats. He was also a .356 career hitter with a .469 on-base percentage.

Clyne Had a 31.1 Scoreless-Inning Streak

Righthander Stephen Clyne, who received his undergraduate degree in management in May of 2007, pitched 16.0 innings over eight relief appearances in 2007 before finally allowing a run at Western Carolina on March 20. He allowed 44 hits (.260 opponents' batting average) and 18 walks with 48 strikeouts while tallying a 5-2 record, 2.58 ERA, and three saves in 2007.

Clyne went the last 15.1 innings of 2006 without allowing a run, meaning he had a streak of 31.1 consecutive innings pitched over 16 relief appearances without allowing a run dating back to 2006. That mark was just behind the school record of 32.2 straight scoreless innings pitched by Scott Berney.

Clyne had an 8-3 record, 2.84 ERA, and five saves in 66 career relief appearances (98.1 innings pitched). He allowed just two homers and 34 walks with 104 strikeouts (3.06 strikeout-to-walk ratio). He was the only fifth-year senior on the 2007 team.

D'Alessio Came of Age at the Plate

Early on in 2007, Andy D'Alessio would admit that his senior year was not turning out like he had hoped, but the second half of the season indicated that he returned to his 2006 form, where he hit 23 homers with a national-best 85 RBIs. Since he missed five games in April due to a groin injury and became healthy again, he saw his numbers increase.

In the last 30 games of 2007, he was 40-for-109 (.367) with eight doubles, a triple, 14 homers, and 34 RBIs. He had a .469 on-base percentage and .844 slugging percentage in the last 30 games as well. Thanks to his surge, he hit .319 overall with 17 homers and 50 RBIs in 59 games.

D'Alessio's Homers Came in Bunches

When he was "on," there were few power hitters in the country better than Andy D'Alessio. The Tiger senior hit 14 home runs in the last 29 games to bring his 2007 total to 17.

Against #19 Georgia Tech on April 28, he blasted two opposite-field homers in Clemson's 10-3 win. Then on May 8 against Wofford at West End Field in Greenville, SC, he was 3-for-4 with a double and two homers. Five days later at #2 Florida State, he belted two more homers in Clemson's 11-6 win. It was his third multi-homer game of 2007 and 11th of his career, meaning 22 of his Tiger record-tying 59 career long balls came in multi-homer games.

Harbin Pulled Double Duty

Junior Taylor Harbin had to make the move from second base, where he was a 2007 preseason first-team All-American, to shortstop due to the loss of regular shortstop Stan Widmann. Harbin's pre-season accolades were due in a large part to his defensive prowess. He performed well at the tougher defensive position of shortstop after starting there since game #7 of the 2007 season.

Harbin was also a "doubles machine" since stepping onto the field for the first time in 2005. He totaled 67 doubles in his three-year career. That mark is fourth-most in school history.

Hogan Hot in NCAA Tournament Play

Doug Hogan was a big reason the Tigers advanced to a super regional for the seventh time in the ninth year of the format. In five NCAA Tourna-

ment games, the Tiger catcher was 12-for-20 (.600) with four runs scored, two doubles, a triple, two homers, five RBIs, a 1.100 slugging percentage, and .636 on-base percentage. His .600 batting average in the tourney was the best mark by a Tiger in a single NCAA Tournament in history. Hogan also ended the season on a 15-game hitting streak. He had a 13-game hitting streak earlier in 2007 as well, therefore he had the team's two longest hitting streaks in 2007.

Moskos a Golden Spikes Award Semifinalist

Junior lefty Daniel Moskos was one of 50 semifinalists for the Golden Spikes Award. He was 3-6 with a 3.29 ERA and six saves in 17 relief appearances and 10 starts in 2007. In 79.1 innings pitched, he allowed 80 hits and 33 walks with 78 strikeouts.

In May, Moskos was also one of 106 pitchers named to the Roger Clemens Award Watch List, which goes to the nation's top pitcher.

Moskos Drafted #4 Overall By Pirates

Daniel Moskos was selected in the first round of the Major League Draft by the Pittsburgh Pirates on June 7. The native of Alta Loma, CA was the #4 selection of the entire draft and the second player from college baseball. Lefthander David Price of Vanderbilt (#1 overall pick by the Devil Rays) was the only college player taken ahead of Moskos.

Overall, Moskos' #4 selection tied for the second-highest draft pick in Clemson baseball history. Kris Benson was the #1 pick of the draft in 1996 by the Pittsburgh Pirates, while teammate and fellow righthander Billy Koch was the #4 selection that year.

Clemson's Highest Major League Draft Picks

Year	Player	Pos.	Pick	Team
1996	Kris Benson	RHP	1	Pirates
2007	Daniel Moskos	LHP	4	Pirates
1996	Billy Koch	RHP	4	Blue Jays
1987	Bill Spiers	SS	13	Brewers
1999	Mike Paradis	RHP	13	Orioles
2002	Khalil Greene	SS	13	Padres
2006	Tyler Colvin	OF	13	Cubs
1979	Mike Sullivan	RHP	22	Reds
1995	David Miller	1B	23	Indians



Catcher Doug Hogan set a school record by hitting .600 (12-for-20) in the NCAA Tourney.

Tiger Tidbits

Clemson's Record...

In All Games:	41-23
At Home:	25-11
In Road Games:	12-11
At Neutral Sites:	4-1
In All ACC Regular-Season Games:	18-12
In Home ACC Regular-Season Games:	9-6
In Road ACC Regular-Season Games:	9-6
In All Non-ACC Regular-Season Games:	18-8
In Home Non-ACC Regular-Season Games:	16-5
In Road Non-ACC Regular-Season Games:	1-3
In Neutral Non-ACC Regular-Season Games:	1-0
In ACC Tournament Games:	2-1
In NCAA Tournament Games:	3-2
In February:	7-1
In March:	11-7
In April:	11-7
In May:	9-6
In June:	3-2
On Monday:	1-0
On Tuesday:	4-2
On Wednesday:	8-2
On Thursday:	0-1
On Friday:	7-8
On Saturday:	11-6
On Sunday:	10-4
After a Loss:	14-8
Against Top-25 Teams:	11-9
Against Top-10 Teams:	7-6
Against Top-5 Teams:	4-4
In Day Games:	26-12
In Night Games:	15-11
Against Lefty Starters:	13-11
Against Righty Starters:	28-12
In 1-Run Games:	12-7
In 2-Run Games:	3-5
In 3-Run Games:	8-6
When Scoring First:	27-9
When Leading at the End of 7 Innings:	32-1
When Trailing at the End of 7 Innings:	3-17
When Tied at the End of 7 Innings:	5-5
When Leading at the End of 8 Innings:	33-1
When Trailing at the End of 8 Innings:	2-18
When Tied at the End of 8 Innings:	5-4
In Extra Innings:	4-1
When Scoring 5 or More Runs:	32-7
When Allowing Less Than 5 Runs:	31-6
When Out-Hitting Opponents:	28-5
When Clemson Had 10 or More Hits:	30-6
When Clemson Hit a Home Run:	27-11
When Clemson Committed 0 or 1 Errors:	26-17

Inning-By-Inning Scoring

Team	1	2	3	4	5	6	7	8	9	Ex.
Clemson	37	41	51	47	44	58	53	42	12	9
Opponents	25	20	31	28	56	35	39	26	27	5

Tiger Multiple Hit Game Leaders

# Player	2	3	4	5+	Total
35 Marquez Smith	18	7	1	--	26
30 Doug Hogan	17	7	--	--	24
4 Taylor Harbin	14	8	--	--	22
18 Addison Johnson	15	4	--	--	19
24 Andy D'Alessio	10	7	1	--	18
8 Brad Chalk	8	9	--	--	17
Clemson	120	50	2	1	173
Opponents	122	31	1	0	154

Tiger Multiple RBI Game Leaders

# Player	2	3	4	5+	Total
4 Taylor Harbin	10	6	1	1	18
24 Andy D'Alessio	9	4	1	1	15
35 Marquez Smith	6	7	--	1	14
30 Doug Hogan	5	4	--	1	10
12 Wilson Boyd	5	1	1	--	7
Clemson	57	27	3	5	92
Opponents	42	9	5	1	57

2007 Stats

#	Player	Avg	GP-GS	AB	R	H	2B	3B	HR	RBI	TB	Slg%	BB	HP	SO	GDP	OB%	SF	SH	SB-SBA
8	Brad Chalk	.366	45-45	161	26	59	10	2	0	18	73	.453	32	6	16	1	.483	2	4	9-12
30	Doug Hogan	.350	63-62	234	44	82	15	3	13	46	142	.607	22	3	59	1	.410	2	2	9-15
35	Marquez Smith	.336	64-64	250	54	84	13	2	13	56	140	.560	31	5	48	1	.418	1	4	6-10
24	Andy D'Alessio	.319	59-59	213	49	68	12	2	17	50	135	.634	33	3	49	2	.416	1	3	1-3
4	Taylor Harbin	.296	64-63	253	42	75	19	1	11	62	129	.510	14	7	20	6	.343	6	6	14-18
18	Addison Johnson	.286	61-58	217	35	62	8	5	1	23	83	.382	25	2	32	5	.365	0	6	8-11
12	Wilson Boyd	.285	62-45	193	39	55	7	3	2	30	74	.383	17	1	31	1	.344	1	3	1-6
10	Ben Paulsen	.258	58-46	178	27	46	9	0	5	20	70	.393	18	2	28	6	.332	1	2	0-0
----- Others -----																				
6	Stan Widmann	.409	6-6	22	5	9	1	1	1	6	15	.682	2	0	1	0	.458	0	0	3-3
19	Alex Lee	.288	37-9	52	12	15	2	0	0	6	17	.327	10	1	17	0	.413	0	3	1-2
1	J.D. Burgess	.236	55-45	140	21	33	3	1	1	16	41	.293	13	3	42	0	.312	1	13	1-2
3	David Bunnell	.234	29-14	47	7	11	3	0	0	6	14	.298	4	4	16	1	.345	0	1	0-0
9	D.J. Mitchell	.208	42-33	130	19	27	5	0	2	12	38	.292	13	0	19	3	.280	0	7	8-11
13	Alex Burg	.196	47-24	97	12	19	3	0	0	9	22	.227	15	5	20	1	.328	2	2	1-1
44	Buddy Munroe	.167	5-1	6	0	1	0	0	0	0	1	.167	0	0	3	0	.167	0	0	0-0
29	Tim Morris	.059	13-2	17	2	1	0	0	0	0	1	.059	2	0	6	0	.158	0	0	0-0
37	Adam Ward	----	3-0	0	0	0	0	0	0	0	0	----	1	0	0	0	1.000	0	0	0-0
	CLEMSON	.293	64-64	2210	394	647	110	20	66	360	995	.450	252	42	407	28	.373	17	56	62-94
	OPPONENTS	.263	64-64	2187	292	575	93	14	41	261	819	.374	229	37	525	46	.341	11	51	68-88

LOB - Team (517), Opp (509). DPs turned - Team (57), Opp (44). CI - Team (3), Hogan 3, Opp (1). IBB - Team (11), Smith 4, Chalk 3, D'Alessio 3, Paulsen 1, Opp (6).

#	Player	ERA	W-L	APP	GS	CG	SHO/CBO	SV	IP	H	R	*ER	BB	SO	AB	O/BA	WP	HBP	BK
45	Ryan Hinson	2.74	6-2	19	14	0	0/0	0	82.0	72	33	25	39	60	300	.240	7	7	1
41	Daniel Moskos	3.29	3-6	27	10	0	0/3	6	79.1	80	33	29	33	78	296	.270	7	3	0
47	David Kopp	3.79	6-3	18	18	1	0/2	0	99.2	108	55	42	29	75	391	.276	8	2	1
----- Others -----																			
33	William Bond	2.25	0-0	5	0	0	0/0	0	4.0	7	3	1	2	4	20	.350	1	1	0
36	Stephen Clyne	2.58	5-2	31	0	0	0/3	3	45.1	44	17	13	18	48	169	.260	2	4	0
22	Matt Vaughn	2.75	4-0	16	1	0	0/0	1	39.1	41	19	12	14	37	153	.268	1	1	1
9	D.J. Mitchell	3.27	5-0	15	7	0	0/2	0	52.1	48	23	19	16	49	199	.241	4	5	1
17	Chris Fidrych	3.38	0-0	10	0	0	0/0	0	5.1	3	2	2	2	3	19	.158	0	0	0
25	Alan Farina	3.77	6-3	25	2	0	0/0	1	57.1	41	26	24	27	72	199	.206	5	5	1
23	Justin Sarratt	4.85	0-1	13	0	0	0/0	0	13.0	21	14	7	5	13	57	.368	1	1	1
31	P.J. Zocchi	5.09	4-2	17	9	0	0/2	1	58.1	67	36	33	26	56	235	.285	10	5	0
20	Matt Zoltak	5.66	1-3	17	2	0	0/2	0	20.2	23	13	13	12	16	86	.267	0	1	0
40	Alex Martin	6.00	0-0	9	0	0	0/0	0	6.0	3	5	4	5	5	20	.150	0	1	0
42	Josh Thrailkill	9.00	0-0	3	1	0	0/0	0	5.0	9	5	5	0	5	22	.409	0	0	0
27	Brock Schnabel	15.43	1-1	5	0	0	0/0	0	4.2	8	8	8	1	4	21	.381	2	1	0
	CLEMSON	3.73	41-23	64	64	1	4/4	12	572.1	575	292	237	229	525	2187	.263	48	37	6
	OPPONENTS	5.18	23-41	64	64	3	2/2	11	555.2	647	394	320	252	407	2210	.293	53	42	12

PB - Team (12), Hogan 10, Burg 2, Opp (19). Pickoffs - Team (9), Hinson 3, Hogan 2, Zocchi 2, Clyne 1, Moskos 1, Opp (18). IBB - Team (6), Clyne 2, Moskos 2, Zocchi 2, Opp (11). * - Clemson had no team unearned runs; Note: **Bold** denotes returning player.

#	Player	GP-GS	C	PO	A	E	FLD%	DP
41	Daniel Moskos	27-10	25	10	15	0	1.000	1
6	Stan Widmann	6-6	25	6	19	0	1.000	3
29	Tim Morris	13-2	21	21	0	0	1.000	2
19	Alex Lee	37-9	17	17	0	0	1.000	0
25	Alan Farina	25-2	7	3	4	0	1.000	0
20	Matt Zoltak	17-2	7	2	5	0	1.000	0
23	Justin Sarratt	13-0	4	1	3	0	1.000	0
33	William Bond	5-0	1	1	0	0	1.000	0
40	Alex Martin	9-0	1	0	1	0	1.000	0
37	Adam Ward	3-0	1	1	0	0	1.000	0
30	Doug Hogan	63-62	510	457	48	5	.990	4
24	Andy D'Alessio	59-59	582	528	48	6	.990	44
9	D.J. Mitchell	56-40	86	73	12	1	.988	2
10	Ben Paulsen	58-46	72	67	4	1	.986	4
8	Brad Chalk	45-45	65	62	2	1	.985	0
1	J.D. Burgess	55-45	224	81	136	7	.969	30
18	Addison Johnson	61-58	87	79	5	3	.966	2
12	Wilson Boyd	62-45	77	72	2	3	.961	1
13	Alex Burg	47-24	76	66	7	3	.961	1
45	Ryan Hinson	19-14	23	0	22	1	.957	0
4	Taylor Harbin	64-63	314	99	199	16	.949	40
36	Stephen Clyne	31-0	19	2	16	1	.947	2
3	David Bunnell	29-14	67	24	39	4	.940	6
31	P.J. Zocchi	17-9	15	5	9	1	.933	1
35	Marquez Smith	64-64	151	27	112	12	.921	6
47	David Kopp	18-18	34	6	25	3	.912	2
44	Buddy Munroe	5-1	7	5	1	1	.857	0
22	Matt Vaughn	16-1	7	2	3	2	.714	0
17	Chris Fidrych	10-0	2	0	1	1	.500	0
42	Josh Thrailkill	3-1	2	0	0	2	.000	0
	CLEMSON	64-64	2529	1717	738	74	.971	57
	OPPONENTS	64-64	2413	1667	666	80	.967	44



Marquez Smith, the only Tiger to start every game in 2007, hit .336 with 13 homers and 56 RBIs along with a .418 on-base percentage.

2007 Results

41-23 Overall, 18-12 ACC Regular Season, 2-1 ACC Tournament, 3-2 NCAA Tournament, 25-11 Home, 12-11 Away, 4-1 Neutral, 26-12 Day, 15-11 Night, 12-7 One-Run Games, 4-1 Extra Innings, 11-9 vs. Top-25 Teams

Date	Opponent (Rank)	W-L	Score	Site	CU Rank	CU Pitcher	Opp. Pitcher	Time	CU R-H-E	Opp. R-H-E	Attendance
2-16	George Mason	W	14-0	H	1-1-2	•Zocchi (1-0)	•Pannell (0-1)	2:17	14-20-0	0-2-4	5,356
2-17	George Mason	L	1-5	H	1-1-2	Schnabel (0-1)	•Modica (1-0)	2:33	1-2-3	5-9-0	4,308
2-18	George Mason	W	5-4	H	1-1-2	Moskos (1-0)	Koziol (0-1)	2:54	5-6-1	4-8-2	4,571
2-21	High Point	W ⁽⁶⁾	11-3	^H	2-5-2	Mitchell (1-0)	•Portice (0-2)	2:06	11-12-1	3-7-2	3,880
2-23	Pacific	W	8-3	H	2-5-2	Clyne (1-0)	•Centanni (0-3)	2:40	8-14-0	3-7-1	4,459
2-24	Pacific ⁽¹⁾	W ⁽¹¹⁾	4-3	H	2-5-2	Moskos (2-0)	Wild (1-2)	2:58	4-10-2	3-12-2	-----
2-24	Pacific ⁽²⁾	W	5-4	H	2-5-2	•Kopp (1-0)	•Carnevale (2-2)	2:45	5-10-2	4-11-1	5,342
2-28	Winthrop	W	6-4	H	2-5-2	Clyne (2-0)	•WILSON (0-1)	2:20	6-8-3	4-10-2	4,781
3-3	South Carolina (4-4-4)	L	0-12	H	2-5-2	•Kopp (1-1)	•Honeycutt (4-0)	2:13	0-2-1	12-12-0	6,217
3-4	South Carolina (4-4-4)	L	2-3	A	2-5-2	Moskos (2-1)	Atwood (1-0)	2:13	2-8-1	3-7-1	5,913
3-7	Coastal Carolina (17-NR-25)	W	4-0	H	6-6-7	•Zocchi (2-0)	•Anderson (2-1)	2:39	4-11-2	0-5-0	4,193
3-9	Memphis	L ⁽¹⁰⁾	4-6	H	6-6-7	Moskos (2-2)	Hudgens (2-0)	3:04	4-11-1	6-10-1	4,305
3-10	Memphis	W	8-2	H	6-6-7	Clyne (3-0)	Doll (2-1)	2:22	8-10-0	2-8-2	5,164
3-11	Memphis	W	7-2	H	6-6-7	Schnabel (1-1)	•Scoggins (0-1)	2:54	7-10-1	2-4-0	4,786
3-14	Georgia Southern	W	3-0	^H	6-6-6	•Kopp (2-1)	•Wilkinson (4-2)	2:24	3-10-0	0-3-2	4,650
3-16	*Duke	W	6-4	^H	6-6-6	•Zocchi (3-0)	•Bajoczky (3-2)	2:12	6-6-2	4-8-1	4,127
3-17	*Duke	W	7-2	H	6-6-6	•Hinson (1-0)	•Ness (3-1)	2:12	7-12-0	2-7-0	4,485
3-18	*Duke	W	9-6	H	6-6-6	Vaughn (1-0)	•Foreman (1-1)	2:42	9-12-2	6-7-2	4,092
3-20	Western Carolina	L	3-6	^A	6-6-7	•Kopp (2-2)	•Saberhagen (2-1)	2:09	3-5-1	6-7-0	2,147
3-23	*Maryland	L	3-4	^A	6-6-7	Zoltak (0-1)	Cecil (3-2)	2:52	3-8-0	4-11-1	368
3-24	*Maryland	L	1-4	A	6-6-7	•Hinson (1-1)	•Moorer (3-0)	2:16	1-4-3	4-7-1	409
3-25	*Maryland	W	5-0	A	6-6-7	•Kopp (3-2)	•Biringier (2-4)	2:16	5-12-0	0-6-4	729
3-27	Gardner-Webb	W	14-2	^H	11-12-11	•Vaughn (2-0)	•Cogdill (1-1)	2:44	14-21-2	2-8-2	4,241
3-28	Western Carolina	W	15-6	^H	11-12-11	Zoltak (1-1)	•Masters (3-2)	2:46	15-16-2	6-9-4	4,875
3-30	*Miami (FL)	L	3-10	^H	11-12-11	•Zocchi (3-1)	•Erickson (4-3)	3:01	3-7-1	10-13-1	5,414
3-31	*Miami (FL)	W	4-1	^H	11-12-11	•Hinson (2-1)	•Maine (2-5)	2:28	4-7-2	1-3-2	5,239
4-1	*Miami (FL)	L	6-7	H	11-12-11	Zoltak (1-2)	Gil (1-0)	3:20	6-12-2	7-13-0	4,208
4-3	Georgia	W	4-2	^A	18-16-17	Farina (1-0)	McRee (1-2)	2:32	4-8-0	2-6-3	2,843
4-4	Georgia	W	11-10	^H	18-16-17	Clyne (4-0)	Fields (1-5)	3:15	11-11-3	10-17-1	5,362
4-6	*Virginia Tech ^v	W	6-3	^A	18-16-17	Vaughn (3-0)	•Fryman (2-5)	2:14	6-11-0	3-13-2	205
4-7	*Virginia Tech	W	8-5	A	18-16-17	•Kopp (4-2)	•Wells (2-3)	2:18	8-10-1	5-10-1	180
4-8	*Virginia Tech	W ⁽¹⁰⁾	5-2	A	18-16-17	Farina (2-0)	Stoehr (1-2)	2:37	5-9-1	2-5-1	285
4-13	*Wake Forest	W	6-2	A	14-14-15	•Moskos (3-2)	•Kledzik (3-3)	2:28	6-12-0	2-7-3	1,392
4-14	*Wake Forest	L	5-6	A	14-14-15	Farina (2-1)	Niesen (4-3)	2:23	5-9-0	6-10-0	1,227
4-15	*Wake Forest	W	5-4	A	14-14-15	•Hinson (3-1)	•Mellies (1-1)	2:03	5-9-0	4-11-2	595
4-18	South Carolina (4-5-5)	L	2-4	^A	14-13-15	•Zoltak (1-3)	•Cisco (3-2)	2:05	2-6-0	4-6-0	5,821
4-20	*Virginia (6-8-7)	L	3-5	^H	14-13-15	•Moskos (3-3)	•Thompson (9-0)	2:56	3-7-1	5-11-1	5,192
4-21	*Virginia (6-8-7)	L	0-3	^H	14-13-15	Clyne (4-1)	Schwimer (3-0)	2:53	0-4-1	3-6-1	5,056
4-22	*Virginia (6-8-7)	W	2-1	H	14-13-15	•Hinson (4-1)	•Doolittle (6-3)	2:46	2-8-3	1-3-1	4,720
4-24	Elon	L	12-13	^H	19-21-17	Sarratt (0-1)	Lewter (2-2)	3:17	12-13-1	13-12-0	3,948
4-25	South Carolina (9-10-5)	W	14-5	^H	19-21-17	•Mitchell (2-0)	•Cooper (5-1)	3:03	14-16-1	5-8-2	6,217
4-27	*Georgia Tech (24-19-NR)	W ⁽¹¹⁾	3-2	^H	19-21-17	Farina (3-1)	Wieters (1-3)	3:10	3-8-0	2-10-1	5,239
4-28	*Georgia Tech (24-19-NR)	W	10-3	^H	19-21-17	•Kopp (5-2)	•Burns (3-2)	2:50	10-14-1	3-10-3	5,011
4-29	*Georgia Tech (24-19-NR)	L	3-6	H	19-21-17	•Hinson (4-2)	•Turner (4-3)	2:56	3-11-2	6-8-0	4,784
5-5	*Boston College	W	4-3	^H	18-23-17	Clyne (5-1)	•BOGGAN (4-5)	2:17	4-10-1	3-6-0	4,095
5-6	*Boston College ⁽¹⁾	L	6-8	H	18-23-17	Farina (3-2)	Ratliff (6-2)	2:53	6-9-2	8-17-3	-----
5-6	*Boston College ⁽²⁾	W	7-6	H	18-23-17	Vaughn (4-0)	•DOYLE (3-4)	2:28	7-8-2	6-9-1	5,533
5-8	#Wofford	W	12-3	^N1	18-23-16	•Mitchell (3-0)	•Vartanian (0-3)	2:54	12-15-0	3-10-1	6,404
5-9	Furman	L	3-6	^H	18-23-16	Zocchi (3-2)	Hale (1-2)	2:49	3-6-1	6-11-1	4,579
5-11	*Florida State (2-2-2)	L	1-11	^A	18-23-16	•Moskos (3-4)	•Henry (13-0)	2:27	1-10-1	11-15-0	5,324
5-12	*Florida State (2-2-2)	W	7-6	A	18-23-16	Farina (4-2)	Tucker (0-1)	3:06	7-11-1	6-12-0	4,846
5-13	*Florida State (2-2-2)	W	11-6	A	18-23-16	•Mitchell (4-0)	•Strauss (8-2)	3:01	11-12-1	6-7-2	4,526
5-15	College of Charleston	W	19-7	^H	15-15-14	•Zocchi (4-2)	•Bunton (4-1)	2:56	19-15-3	7-10-2	5,108
5-17	*N.C. State	L	4-11	^A	15-15-14	•Moskos (3-5)	•Shunick (5-2)	2:59	4-8-0	11-14-0	1,152
5-18	*N.C. State	L	5-6	^A	15-15-14	Farina (4-3)	Brown (2-1)	2:34	5-8-0	6-9-0	1,918
5-19	*N.C. State	W	6-3	A	15-15-14	Hinson (5-2)	•Stallings (3-1)	2:55	6-10-0	3-9-0	2,297
5-23	+Miami (FL) (NR-25-NR)	W ⁽¹³⁾	5-4	N2	19-15-16	Farina (5-3)	Housey (0-3)	3:57	5-12-0	4-11-2	10,606
5-25	+Wake Forest	L	2-3	N2	19-15-16	Clyne (5-2)	Niesen (6-5)	2:26	2-6-3	3-7-2	13,546
5-26	+Florida State (3-3-4)	W	5-1	N2	19-15-16	•KOPP (6-2)	•Henry (14-1)	2:17	5-10-1	1-6-1	14,970
6-1	\$Saint John's	W	3-2	N3	18-13-17	Farina (6-3)	Lynch (1-2)	2:40	3-9-0	2-9-0	3,527
6-3	\$Coastal Carolina (10-12-12)	W	11-8	A3	18-13-17	Hinson (6-2)	Anderson (5-4)	3:32	11-16-4	8-14-2	6,231
6-4	\$Coastal Carolina (10-12-12)	W	15-3	A3	18-13-17	•Mitchell (5-0)	•McCully (7-3)	3:03	15-20-2	3-9-0	4,327
6-8	†Mississippi State (19-17-NR)	L	6-8	A	9-5-17	•Moskos (3-6)	Lalor (3-1)	2:42	6-8-1	8-12-1	12,620
6-9	†Mississippi State (19-17-NR)	L	5-8	A	9-5-17	•Kopp (6-3)	•Pigott (7-6)	3:23	5-12-1	8-11-2	13,715

* - ACC regular-season game; #, N1 - Greenville, SC; +, N2 - ACC Tournament at Jacksonville, FL; \$, N3, A3 - NCAA Regional at Myrtle Beach, SC; † - NCAA Super Regional at Starkville, MS; ^v - due to inclement weather, game was completed on Apr. 7; ^ - night game; • - decision came in a starting role; Note: Pitchers in ALL CAPS denotes a complete game; **bold** denotes a Clemson home game; rankings by **Baseball America**, **Collegiate Baseball**, **Sports Weekly**; official home attendance (34 dates): 163,537 (4,810 per date).





2007 ACC Regular-Season Stats

#	Player	Avg	GP-GS	AB	R	H	2B	3B	HR	RBI	TB	Sig%	BB	HP	SO	GDP	OB%	SF	SH	SB-SBA
18	Addison Johnson	.309	28-26	94	15	29	3	3	1	10	41	.436	9	0	19	4	.369	0	4	4-6
24	Andy D'Alessio	.302	27-27	96	21	29	5	0	7	20	55	.573	15	1	24	1	.402	0	2	0-1
30	Doug Hogan	.294	30-30	119	12	35	8	0	3	20	52	.437	10	0	32	0	.344	2	0	4-8
12	Wilson Boyd	.280	29-22	100	17	28	4	0	2	14	38	.380	6	0	14	1	.321	0	2	0-1
35	Marquez Smith	.277	30-30	112	22	31	6	0	7	24	58	.518	20	1	23	0	.391	0	2	3-3
4	Taylor Harbin	.266	30-29	109	19	29	8	0	6	24	55	.505	8	5	7	1	.336	3	4	6-9
10	Ben Paulsen	.234	30-25	94	12	22	4	0	0	4	26	.277	9	1	17	1	.305	1	1	0-0
----- Others -----																				
8	Brad Chalk	.389	17-17	54	8	21	4	0	0	4	25	.463	16	2	5	1	.542	0	1	3-5
19	Alex Lee	.286	18-4	21	4	6	2	0	0	2	8	.381	5	0	4	0	.423	0	2	0-1
1	J.D. Burgess	.250	27-23	68	7	17	0	1	0	10	19	.279	5	1	23	0	.307	1	5	0-1
13	Alex Burg	.244	20-10	41	4	10	1	0	0	2	11	.268	3	2	10	1	.326	0	1	0-0
3	David Bunnell	.240	15-8	25	3	6	1	0	0	3	7	.280	0	4	10	1	.345	0	0	0-0
9	D.J. Mitchell	.192	22-18	73	7	14	4	0	0	4	18	.247	4	0	14	3	.234	0	5	2-3
29	Tim Morris	.167	3-0	6	0	1	0	0	0	0	1	.167	0	0	0	0	.167	0	0	0-0
44	Buddy Munroe	.000	1-1	3	0	0	0	0	0	0	0	.000	0	0	2	0	.000	0	0	0-0
	CLEMSON	.274	30-30	1015	151	278	50	4	26	141	414	.408	110	17	204	14	.352	7	29	22-38
	OPPONENTS	.271	30-30	1024	140	277	46	4	15	122	376	.367	125	19	262	27	.359	5	23	38-53

LOB - Team (236), Opp (256). **DPs turned** - Team (31), Opp (24). **CI** - Team (1), Hogan 1, Opp (1). **IBB** - Team (8), Smith 3, Chalk 2, D'Alessio 2, Paulsen 1, Opp (2).

#	Player	ERA	W-L	APP	GS	CG	SHO/CBO	SV	IP	H	R	*ER	BB	SO	AB	O/BA	WP	HBP	BK
45	Ryan Hinson	3.02	5-2	10	8	0	0/0	0	47.2	40	22	16	25	35	173	.231	7	4	1
41	Daniel Moskos	3.25	1-3	13	7	0	0/1	3	44.1	47	19	16	22	49	166	.283	4	3	0
47	David Kopp	3.54	3-0	9	9	0	0/1	0	53.1	58	26	21	16	42	207	.280	2	1	0
25	Alan Farina	4.35	3-3	12	1	0	0/0	1	31.0	25	15	15	15	46	112	.223	4	3	1
----- Others -----																			
17	Chris Fidrych	0.00	0-0	3	0	0	0/0	0	1.0	0	0	0	0	0	2	.000	0	0	0
40	Alex Martin	2.25	0-0	5	0	0	0/0	0	4.0	1	1	1	2	4	12	.083	0	0	0
22	Matt Vaughn	3.00	3-0	7	0	0	0/0	0	18.0	25	12	6	5	14	78	.321	1	1	1
9	D.J. Mitchell	3.38	1-0	6	2	0	0/1	0	18.2	17	9	7	8	19	71	.239	1	2	0
36	Stephen Clyne	3.94	1-1	13	0	0	0/0	2	16.0	19	8	7	8	17	63	.302	2	2	0
31	P.J. Zocchi	4.76	1-1	7	3	0	0/0	1	22.2	24	13	12	15	27	88	.273	4	1	0
23	Justin Sarratt	5.40	0-0	5	0	0	0/0	0	5.0	9	6	3	1	5	23	.391	1	0	1
20	Matt Zoltak	14.40	0-2	8	0	0	0/0	0	5.0	10	8	8	7	4	26	.385	0	1	0
33	William Bond	27.00	0-0	1	0	0	0/0	0	0.1	2	1	1	1	0	3	.667	0	1	0
	CLEMSON	3.81	18-12	30	30	0	1/1	7	267.0	277	140	113	125	262	1024	.271	26	19	4
	OPPONENTS	4.40	12-18	30	30	2	1/1	5	264.0	278	151	129	110	204	1015	.274	21	17	5

PB - Team (4), Hogan 4, Opp (10). **Pickoffs** - Team (5), Hinson 2, Clyne 1, Hogan 1, Moskos 1, Opp (9). **IBB** - Team (2), Clyne 1, Zocchi 1, Opp (8). * - Clemson had no team unearned runs; Note: **Bold** denotes returning player.

Career Stats of 2008 Players

#	Player	Avg	GP-GS	AB	R	H	2B	3B	HR	RBI	TB	Sig%	BB	HP	SO	GDP	OB%	SF	SH	SB-SBA
30	Doug Hogan	.314	109-65	280	47	88	16	3	14	53	152	.543	23	4	79	2	.371	3	3	9-15
6	Stan Widmann	.303	139-139	495	80	150	20	4	6	61	196	.396	43	3	94	11	.358	6	9	25-26
19	Alex Lee	.288	37-9	52	12	15	2	0	0	6	17	.327	10	1	17	0	.413	0	3	1-2
18	Addison Johnson	.286	61-58	217	35	62	8	5	1	23	83	.382	25	2	32	5	.365	0	6	8-11
12	Wilson Boyd	.285	62-45	193	39	55	7	3	2	30	74	.383	17	1	31	1	.344	1	3	1-6
10	Ben Paulsen	.258	58-46	178	27	46	9	0	5	20	70	.393	18	2	28	6	.332	1	2	0-0
9	D.J. Mitchell	.241	93-52	220	39	53	8	0	2	24	67	.305	22	3	35	4	.317	1	8	16-22
1	J.D. Burgess	.236	55-45	140	21	33	3	1	1	16	41	.293	13	3	42	0	.312	1	13	1-2
37	Adam Ward	-----	3-0	0	0	0	0	0	0	0	0	-----	1	0	0	0	1.000	0	0	0-0

#	Player	ERA	W-L	APP	GS	CG	SHO/CBO	SV	IP	H	R	ER	BB	SO	AB	O/BA	WP	HBP	BK
33	William Bond	2.25	0-0	5	0	0	0/0	0	4.0	7	3	1	2	4	20	.350	1	1	0
45	Ryan Hinson	3.04	10-2	38	15	0	0/0	1	112.2	96	47	38	57	91	411	.234	10	10	1
9	D.J. Mitchell	3.27	5-0	15	7	0	0/2	0	52.1	48	23	19	16	49	199	.241	4	5	1
22	Matt Vaughn	4.61	4-1	29	2	0	0/2	1	52.2	63	38	27	21	52	216	.292	3	3	2
40	Alex Martin	4.81	2-0	23	0	0	0/0	0	24.1	24	15	13	13	13	95	.253	2	4	0
23	Justin Sarratt	4.85	0-1	13	0	0	0/0	0	13.0	21	14	7	5	13	57	.368	1	1	1
20	Matt Zoltak	5.66	1-3	17	2	0	0/2	0	20.2	23	13	13	12	16	86	.267	0	1	0
42	Josh Thrailkill	9.00	0-0	3	1	0	0/0	0	5.0	9	5	5	0	5	22	.409	0	0	0
27	Brock Schnabel	15.43	1-1	5	0	0	0/0	0	4.2	8	8	8	1	4	21	.381	2	1	0

Note: Only includes stats of players while at Clemson.

2007 Postseason Stats



ACC Tournament

#	Player	Avg	GP-GS	AB	R	H	2B	3B	HR	RBI	TB	Sig%	BB	HP	SO	GDP	OB%	SF	SH	SB-SBA
35	Marquez Smith	.462	3-3	13	0	6	0	0	0	2	6	.462	1	0	2	0	.500	0	0	2-3
1	J.D. Burgess	.400	3-3	10	3	4	2	0	0	1	6	.600	3	0	2	0	.538	0	1	0-0
24	Andy D'Alessio	.375	3-3	8	1	3	0	1	0	0	5	.625	2	1	2	0	.545	0	0	0-0
18	Addison Johnson	.273	3-3	11	1	3	0	0	0	1	3	.273	2	0	1	0	.385	0	1	0-0
4	Taylor Harbin	.231	3-3	13	2	3	1	0	0	0	4	.308	0	0	1	1	.231	0	1	0-0
30	Doug Hogan	.231	3-3	13	2	3	1	0	0	2	4	.308	1	0	4	1	.286	0	0	1-2
8	Brad Chalk	.167	3-3	12	0	2	1	1	0	3	5	.417	3	0	1	0	.333	0	2	0-0
12	Wilson Boyd	.000	3-3	11	0	0	0	0	0	0	1	.000	0	0	4	0	.000	1	0	0-0
----- Others -----																				
13	Alex Burg	1.000	1-0	1	0	1	0	0	0	0	1	1.000	0	0	0	0	1.000	0	0	0-0
19	Alex Lee	.400	3-1	5	2	2	0	0	0	1	2	.400	2	0	1	0	.571	0	1	1-1
9	D.J. Mitchell	.167	1-1	6	1	1	0	0	0	0	1	.167	0	0	0	0	.167	0	0	0-0
10	Ben Paulsen	.000	2-1	4	0	0	0	0	0	0	0	.000	2	0	1	1	.333	0	0	0-0
	CLEMSON	.262	3-3	107	12	28	5	2	0	11	37	.346	16	1	19	3	.360	1	6	4-6
	OPPONENTS	.220	3-3	109	8	24	6	0	0	8	30	.275	8	4	21	2	.295	1	3	5-5

LOB - Team (31), Opp (27). DPs turned - Team (4), Opp (3). IBB - Team (2), Chalk 1, Smith 1, Opp (1).

#	Player	ERA	W-L	APP	GS	CG	SHO/CBO	SV	IP	H	R	*ER	BB	SO	AB	O/BA	WP	HBP	BK
47	David Kopp	0.00	1-0	1	1	1	0/0	0	9.0	6	1	0	0	7	33	.182	0	0	0
25	Alan Farina	0.00	1-0	1	0	0	0/0	0	3.2	1	1	0	1	6	10	.100	0	0	0
45	Ryan Hinson	1.42	0-0	1	1	0	0/0	0	6.1	4	1	1	3	1	21	.190	0	3	0
41	Daniel Moskos	3.52	0-0	1	1	0	0/0	0	7.2	8	3	3	1	2	30	.267	0	0	0
----- Others -----																			
36	Stephen Clyne	0.00	0-1	2	0	0	0/0	0	2.1	5	1	0	2	4	13	.385	0	0	0
22	Matt Vaughn	0.00	0-0	1	0	0	0/0	0	0.2	0	0	0	1	1	2	.000	0	0	0
40	Alex Martin	27.00	0-0	1	0	0	0/0	0	0.1	0	1	1	0	0	0	----	0	1	0
	CLEMSON	1.50	2-1	3	3	1	0/0	0	30.0	24	8	5	8	21	109	.220	0	4	0
	OPPONENTS	2.76	1-2	3	3	0	0/0	0	29.1	28	12	9	16	19	107	.262	1	1	2

PB - Team (2), Hogan 2, Opp (1). Pickoffs - Team (0), Opp (2). IBB - Team (1), Clyne 1, Opp (2). * - Clemson had no team unearned runs; Note: **Bold** denotes returning player.

NCAA Tournament

#	Player	Avg	GP-GS	AB	R	H	2B	3B	HR	RBI	TB	Sig%	BB	HP	SO	GDP	OB%	SF	SH	SB-SBA
30	Doug Hogan	.600	5-5	20	4	12	2	1	2	5	22	1.100	1	1	3	0	.636	0	0	1-2
35	Marquez Smith	.474	5-5	19	9	9	0	0	2	6	15	.789	4	0	6	0	.565	0	1	0-0
18	Addison Johnson	.471	5-5	17	3	8	1	1	0	3	11	.647	3	1	1	0	.571	0	0	1-1
24	Andy D'Alessio	.450	5-5	20	7	9	3	0	3	9	21	1.050	1	1	2	0	.500	0	0	0-0
4	Taylor Harbin	.381	5-5	21	5	8	0	0	2	7	14	.667	0	0	1	0	.348	2	0	1-1
12	Wilson Boyd	.300	5-4	20	7	6	2	0	0	2	8	.400	1	0	3	0	.333	0	0	0-0
8	Brad Chalk	.269	5-5	26	4	7	1	1	0	2	10	.385	0	0	1	0	.269	0	0	1-1
1	J.D. Burgess	.222	5-5	18	1	4	1	0	0	2	5	.278	0	0	5	0	.222	0	3	0-0
----- Others -----																				
13	Alex Burg	.200	3-1	5	0	1	0	0	0	0	1	.200	0	0	1	0	.200	0	0	0-0
19	Alex Lee	.111	3-2	9	0	1	0	0	0	1	1	.111	0	0	6	0	.111	0	0	0-0
10	Ben Paulsen	.000	3-1	6	0	0	0	0	0	0	0	.000	0	0	2	0	.000	0	0	0-0
9	D.J. Mitchell	.000	2-2	8	0	0	0	0	0	0	0	.000	0	0	3	0	.000	0	0	0-0
3	David Bunnell	----	1-0	0	0	0	0	0	0	0	0	----	0	0	0	0	----	0	0	0-0
44	Buddy Munroe	----	1-0	0	0	0	0	0	0	0	0	----	0	0	0	0	----	0	0	0-0
	CLEMSON	.344	5-5	189	40	65	10	3	9	37	108	.571	10	3	34	0	.382	2	4	4-5
	OPPONENTS	.304	5-5	181	29	55	11	1	5	25	83	.459	15	2	28	5	.362	1	4	2-2

LOB - Team (37), Opp (42). DPs turned - Team (6), Opp (1).

#	Player	ERA	W-L	APP	GS	CG	SHO/CBO	SV	IP	H	R	*ER	BB	SO	AB	O/BA	WP	HBP	BK
9	D.J. Mitchell	1.80	1-0	1	1	0	0/0	0	5.0	6	1	1	1	6	20	.300	0	1	0
41	Daniel Moskos	4.15	0-1	2	2	0	0/0	0	13.0	16	7	6	1	8	55	.291	0	0	0
47	David Kopp	8.10	0-1	2	2	0	0/0	0	6.2	14	11	6	2	2	33	.424	2	0	0
----- Others -----																			
31	P.J. Zocchi	0.00	0-0	2	0	0	0/0	0	3.0	3	0	0	0	2	12	.250	0	0	0
22	Matt Vaughn	0.00	0-0	2	0	0	0/0	0	1.1	1	0	0	2	1	5	.200	0	0	0
17	Chris Fidrych	0.00	0-0	1	0	0	0/0	0	1.0	0	0	0	1	0	3	.000	0	0	0
20	Matt Zoltak	0.00	0-0	1	0	0	0/0	0	1.0	0	0	0	0	1	3	.000	0	0	0
23	Justin Sarratt	0.00	0-0	1	0	0	0/0	0	0.2	0	0	0	0	0	2	.000	0	0	0
45	Ryan Hinson	4.15	1-0	2	0	0	0/0	0	4.1	3	2	2	2	2	16	.188	0	0	0
36	Stephen Clyne	6.00	0-0	2	0	0	0/0	0	3.0	3	2	2	2	2	9	.333	0	0	0
25	Alan Farina	7.71	1-0	3	0	0	0/0	0	4.2	7	4	4	3	4	19	.368	0	1	0
40	Alex Martin	27.00	0-0	1	0	0	0/0	0	0.1	2	2	1	1	0	4	.500	0	0	0
	CLEMSON	4.50	3-2	5	5	0	0/0	0	44.0	55	29	22	15	28	181	.304	2	2	0
	OPPONENTS	7.21	2-3	5	5	0	0/0	2	43.2	65	40	35	10	34	189	.344	5	3	1

Pickoffs - Team (0), Opp (1). * - Clemson had no team unearned runs; Note: **Bold** denotes returning player.



2007 Superlatives

Team	
At-Bats:	47 vs. Coastal Carolina, 6/4
Runs:	19 vs. College of Charleston, 5/15
Runs in Inning:	10 vs. College of Charleston, 5/15 (4th)
Hits:	21 vs. Gardner-Webb, 3/27
Batting Average:	.467 vs. Gardner-Webb, 3/27
RBI's:	19 vs. College of Charleston, 5/15
Doubles:	5 vs. Duke, 3/17
	5 vs. Florida State, 5/13
Triples:	3 vs. Georgia, 4/4
Home Runs:	5 vs. Wofford, 5/8
Extra Base Hits:	9 vs. Wofford, 5/8
Total Bases:	35 vs. Coastal Carolina, 6/4
Slugging Percentage:	.944 vs. Wofford, 5/8
Walks By CU Hitters:	9 vs. George Mason, 2/18
	9 vs. Wofford, 5/8
	9 vs. Florida State, 5/12
Runners Left on Base:	14 vs. Miami (FL)^, 5/23
Sacrifice Bunts:	5 vs. Virginia Tech, 4/6
Sacrifice Flies:	2 vs. Duke, 3/18
	2 vs. College of Charleston, 5/15
Hit-By-Pitch:	3 vs. Coastal Carolina, 3/7
	3 vs. Duke, 3/17
Stolen Bases:	7 vs. Memphis, 3/11
Stolen Base Attempts:	8 vs. Memphis, 3/11
Putouts:	39 vs. Miami (FL)^, 5/23
Assists:	18 vs. Boston College, 5/6 ⁽²⁾
Double Plays Turned:	3 vs. Miami (FL), 4/1
	3 vs. Florida State, 5/13
Errors:	4 vs. Coastal Carolina, 6/3
Victory Margin:	+14 vs. George Mason, 2/16
Longest Game:	3:57 vs. Miami (FL)^, 5/23
Shortest Game:	2:03 vs. Wake Forest, 4/15
Innings Pitched:	13.0 vs. Miami (FL)^, 5/23
Strikeouts By CU Pitchers:	16 vs. Georgia Tech*, 4/27

Individual	
At-Bats:	6 by many (5), many times (10)
Runs:	4 by Ben Paulsen vs. Gardner-Webb, 3/27
	4 by Marquez Smith vs. Coastal Carolina, 6/4
Hits:	5 by Ben Paulsen vs. Gardner-Webb, 3/27
RBI's:	6 by Ben Paulsen vs. Gardner-Webb, 3/27
	6 by Marquez Smith vs. Boston College, 5/6 ⁽²⁾
	6 by Taylor Harbin vs. College of Charleston, 5/15
Doubles:	2 by many (6), many times (8)
Triples:	2 by Wilson Boyd vs. Georgia, 4/4
Home Runs:	2 by many (4), many times (7)
Extra Base Hits:	3 by Marquez Smith vs. Boston College, 5/6 ⁽²⁾
	3 by Andy D'Alessio vs. Wofford, 5/8
	3 by Andy D'Alessio vs. Coastal Carolina, 6/3
Total Bases:	10 by Andy D'Alessio vs. Georgia Tech, 4/28
	10 by Marquez Smith vs. Boston College, 5/6 ⁽²⁾
	10 by Andy D'Alessio vs. Wofford, 5/8
Walks By CU Hitters:	3 by Doug Hogan vs. South Carolina, 3/3
	3 by Ben Paulsen vs. Florida State, 5/12
Sacrifice Bunts:	2 by Alex Lee vs. Florida State, 5/13
	2 by J.D. Burgess vs. Saint John's, 6/1
Sacrifice Flies:	1 by many (9), many times (17)
Hit-By-Pitch By CU Hitters:	2 by Brad Chalk vs. Memphis, 3/11
	2 by David Bunnell vs. Duke, 3/17
Stolen Bases:	2 by many (6), many times (9)
Stolen Base Attempts:	2 by many (6), many times (12)
Putouts:	15 by Andy D'Alessio vs. Georgia Southern, 3/14
	15 by Ben Paulsen vs. Virginia Tech, 4/6
	15 by Doug Hogan vs. Virginia, 4/20
Assists:	10 by Taylor Harbin vs. Western Carolina, 3/20
Errors:	2 by Taylor Harbin vs. many (3)
	2 by Marquez Smith vs. Coastal Carolina, 6/3
Innings Pitched:	9.0 by David Kopp vs. Florida State, 5/26
Strikeouts By CU Pitchers:	8 by many (4), many times (5)

* - 11-inning game; ^ - 13-inning game; Note: **Bold** denotes a Clemson home game.

2007 Home Runs

#	Player ^(#)	Opponent (Date)	Inn.	Outs	H	L/R
1.	Hogan ⁽¹⁾	George Mason (2/16)	4	0	1	R
2.	Hogan ⁽²⁾	George Mason (2/16)	8	0	1	L
3.	Smith ⁽¹⁾	George Mason (2/18)	7	2	2	R
4.	Paulsen ⁽¹⁾	High Point (2/21)	3	1	2	R
5.	Hogan ⁽³⁾	High Point (2/21)	5	1	2	R
6.	Hogan ⁽⁴⁾	Pacific (2/23)	5	0	1	L
7.	Widmann ⁽¹⁾	Pacific (2/23)	6	0	1	L
8.	Smith ⁽²⁾	Pacific (2/24) ⁽²⁾	5	2	3	R
9.	D'Alessio ⁽¹⁾	Winthrop (2/28)	6	1	2	R
10.	Harbin ⁽¹⁾	Winthrop (2/28)	7	2	2	R
11.	D'Alessio ⁽²⁾	Memphis (3/9)	9	2	1	R
12.	D'Alessio ⁽³⁾	Memphis (3/10)	1	2	2	R
13.	Smith ⁽³⁾	Memphis (3/10)	6	0	2	R
14.	Harbin ⁽²⁾	*Duke (3/16)	5	1	3	R
15.	Smith ⁽⁴⁾	*Duke (3/17)	1	1	2	R
16.	Johnson ⁽¹⁾	*Duke (3/17)	4	0	1	R
17.	Mitchell ⁽¹⁾	Western Carolina (3/20)	3	2	2	L
18.	Paulsen ⁽²⁾	Gardner-Webb (3/27)	3	0	3	L
19.	Paulsen ⁽³⁾	Western Carolina (3/28)	6	2	2	R
20.	Smith ⁽⁵⁾	Virginia Tech (4/6) ^v	5	0	2	R
21.	Harbin ⁽³⁾	Virginia Tech (4/7)	1	1	1	L
22.	Smith ⁽⁶⁾	Virginia Tech (4/8)	1	2	1	R
23.	Hogan ⁽⁵⁾	Virginia Tech (4/8)	10	0	3	R
24.	D'Alessio ⁽⁴⁾	South Carolina (4/18)	9	2	1	L
25.	D'Alessio ⁽⁵⁾	*Virginia (4/20)	6	2	2	R
26.	Smith ⁽⁷⁾	*Virginia (4/22)	8	2	1	R
27.	Hogan ⁽⁶⁾	Elon (4/24)	2	2	4	L
28.	D'Alessio ⁽⁶⁾	Elon (4/24)	7	0	1	L
29.	Hogan ⁽⁷⁾	Elon (4/24)	7	0	1	L
30.	Paulsen ⁽⁴⁾	South Carolina (4/25)	7	1	3	L
31.	Hogan ⁽⁸⁾	*Georgia Tech (4/27)	11	0	1	R
32.	D'Alessio ⁽⁷⁾	*Georgia Tech (4/28)	3	1	1	R
33.	D'Alessio ⁽⁸⁾	*Georgia Tech (4/28)	8	2	1	R
34.	D'Alessio ⁽⁹⁾	*Boston College (5/5)	8	0	1	R
35.	Smith ⁽⁸⁾	*Boston College (5/6) ⁽¹⁾	3	2	1	L
36.	Harbin ⁽⁴⁾	*Boston College (5/6) ⁽¹⁾	6	2	1	L
37.	Harbin ⁽⁵⁾	*Boston College (5/6) ⁽¹⁾	8	2	2	R
38.	Smith ⁽⁹⁾	*Boston College (5/6) ⁽²⁾	3	2	2	R
39.	Smith ⁽¹⁰⁾	*Boston College (5/6) ⁽²⁾	7	2	4	R
40.	Hogan ⁽⁶⁾	#Wofford (5/8)	2	0	1	R
41.	D'Alessio ⁽¹⁰⁾	#Wofford (5/8)	4	0	1	L
42.	Paulsen ⁽⁵⁾	#Wofford (5/8)	6	2	1	R
43.	D'Alessio ⁽¹¹⁾	#Wofford (5/8)	8	1	1	R
44.	Harbin ⁽⁶⁾	#Wofford (5/8)	8	1	1	R
45.	Harbin ⁽⁷⁾	Furman (5/9)	8	0	1	R
46.	D'Alessio ⁽¹²⁾	*Florida State (5/11)	4	0	1	R
47.	Boyd ⁽¹⁾	*Florida State (5/12)	1	1	1	R
48.	D'Alessio ⁽¹³⁾	*Florida State (5/13)	1	1	3	R
49.	Harbin ⁽⁸⁾	*Florida State (5/13)	6	0	2	R
50.	D'Alessio ⁽¹⁴⁾	*Florida State (5/13)	7	1	2	R
51.	Hogan ⁽¹⁰⁾	College of Charleston (5/15)	4	2	2	R
52.	Burgess ⁽¹⁾	College of Charleston (5/15)	4	2	3	R
53.	Mitchell ⁽²⁾	College of Charleston (5/15)	4	2	1	R
54.	Smith ⁽¹¹⁾	College of Charleston (5/15)	8	2	2	R
55.	Harbin ⁽⁹⁾	*N.C. State (5/18)	6	1	2	L
56.	Boyd ⁽²⁾	*N.C. State (5/19)	3	0	1	R
57.	Hogan ⁽¹¹⁾	*N.C. State (5/19)	3	2	1	R
58.	D'Alessio ⁽¹⁵⁾	\$Coastal Carolina (6/3)	2	2	2	R
59.	Smith ⁽¹²⁾	\$Coastal Carolina (6/3)	8	2	3	R
60.	D'Alessio ⁽¹⁶⁾	\$Coastal Carolina (6/4)	1	2	2	R
61.	Smith ⁽¹³⁾	\$Coastal Carolina (6/4)	4	1	2	R
62.	Harbin ⁽¹⁰⁾	\$Coastal Carolina (6/4)	4	1	2	R
63.	D'Alessio ⁽¹⁷⁾	†Mississippi State (6/8)	6	0	2	R
64.	Harbin ⁽¹¹⁾	†Mississippi State (6/8)	6	0	1	L
65.	Hogan ⁽¹²⁾	†Mississippi State (6/8)	8	2	1	R
66.	Hogan ⁽¹³⁾	†Mississippi State (6/9)	4	0	1	L

* - ACC regular-season game; # - Greenville, SC; \$ - NCAA Regional at Myrtle Beach, SC; † - NCAA Super Regional at Starkville, MS; ^v - due to inclement weather, game was completed on Apr. 7; ^H - 1...solo, 2...2-run, 3...3-run, 4...grand slam; Note: **Bold** denotes a Clemson home game.



Both of Wilson Boyd's homers in 2007 led to victories at #2 Florida State and N.C. State.

2007 Game-By-Game Batting



Date	Opponent	Boyd	Bunnell	Burg	Burgess	Chalk	D'Alessio	Harbin	Hogan	Johnson	Lee	Mitchell	Paulsen	Smith	Widmann
		AB-R-H-RBI	AB-R-H-RBI	AB-R-H-RBI	AB-R-H-RBI	AB-R-H-RBI	AB-R-H-RBI	AB-R-H-RBI	AB-R-H-RBI	AB-R-H-RBI	AB-R-H-RBI	AB-R-H-RBI	AB-R-H-RBI	AB-R-H-RBI	AB-R-H-RBI
2-16	George Mason	*4-2-2-1	1-0-1-0	*4-0-2-1	1-0-1-0	*6-1-3-2	*5-2-1-2	*5-1-3-2	*5-3-3-3	*5-2-1-0	0-0-0-0	-----	1-0-0-0	*4-1-1-0	*3-2-2-0
2-17	George Mason	1-0-0-0	-----	*3-0-0-0	-----	*2-1-0-0	*2-0-1-1	*4-0-1-0	*2-0-0-0	*4-0-0-0	-----	*2-0-0-0	-----	*4-0-0-0	*3-0-0-0
2-18	George Mason	*2-0-0-0	-----	2-0-0-0	1-0-0-0	*4-1-2-0	*3-0-0-0	*4-0-0-1	*3-1-1-0	*3-1-0-0	0-0-0-0	-----	*1-0-0-0	*4-1-1-2	*4-1-2-0
2-21	High Point	*2-1-2-1	-----	-----	-----	*3-0-0-0	*4-1-1-1	*3-1-1-1	*4-1-1-2	*3-1-1-0	-----	-----	*4-3-2-2	*4-2-3-1	*4-1-1-2
2-23	Pacific	1-0-0-0	-----	*3-0-0-0	0-0-0-0	*3-2-3-0	*3-0-0-0	*4-2-3-2	*4-2-3-1	*3-1-0-0	0-0-0-0	*2-0-0-0	1-0-1-0	*4-0-2-3	*4-1-2-1
2-24	Pacific ⁽¹⁾	1-0-0-0	-----	*3-0-0-0	0-0-0-0	*6-0-2-0	*4-0-0-0	*4-0-1-0	*5-1-2-0	*5-1-1-0	-----	*3-2-1-0	-----	*5-0-1-0	*4-0-2-3
2-24	Pacific ⁽²⁾	*4-1-1-0	-----	1-0-0-0	*4-0-0-0	*3-1-3-1	*3-1-0-0	*4-0-0-0	*4-0-2-1	*5-0-2-0	-----	-----	-----	*4-1-2-3	-----
2-28	Winthrop	*3-1-1-1	-----	-----	*3-0-0-0	*3-1-0-0	*3-1-2-2	*4-1-1-2	*3-1-1-0	*4-1-1-0	0-0-0-0	0-0-0-0	*4-0-2-0	*4-0-0-0	-----
3- 3	South Carolina	*3-0-0-0	-----	0-0-0-0	*3-0-1-0	*4-0-1-0	*3-0-0-0	*2-0-0-0	*0-0-0-0	*4-0-0-0	-----	-----	*4-0-0-0	*4-0-0-0	-----
3- 4	South Carolina	*3-0-1-0	-----	1-0-0-0	*2-0-0-0	*4-0-1-0	*4-0-2-0	*4-1-0-0	*4-0-1-0	*4-0-1-1	-----	0-1-0-0	*3-0-0-0	*4-0-2-1	-----
3- 7	Coastal Carolina	*2-0-0-0	-----	2-0-0-0	*3-0-0-0	*4-1-3-0	*4-1-1-1	*4-1-2-1	*1-0-0-0	*4-0-0-0	-----	2-0-0-1	*3-0-2-0	*4-1-3-1	-----
3- 9	Memphis	*2-0-0-0	*2-1-1-0	*3-1-0-0	-----	*3-0-2-1	*5-1-3-1	*5-0-0-1	2-0-1-0	*5-1-1-0	-----	3-0-1-0	*2-0-0-0	*5-0-2-0	-----
3-10	Memphis	-----	*3-1-1-0	*3-1-1-0	-----	*3-1-2-2	*4-2-3-2	*4-0-0-0	-----	*4-0-1-0	-----	*5-1-1-0	*3-1-0-0	*4-1-1-2	-----
3-11	Memphis	0-0-0-0	*4-0-1-1	*3-1-1-1	0-1-0-0	*1-1-1-0	*3-0-1-0	*4-1-1-1	*4-2-2-0	*4-0-2-2	1-0-0-0	*3-0-0-0	1-0-0-0	*3-1-1-1	-----
3-14	Georgia Southern	*3-0-1-0	*3-0-0-0	-----	-----	*4-0-1-0	*4-1-1-0	*4-0-0-0	*3-0-2-1	*3-0-1-0	-----	0-0-0-0	*3-0-2-1	*4-2-2-0	-----
3-16	*Duke	*4-1-0-1	*3-1-1-0	-----	-----	*2-1-1-1	*4-0-0-0	*4-1-1-3	*4-1-1-0	*4-1-2-1	-----	-----	*4-0-0-0	*3-0-0-0	-----
3-17	*Duke	*5-0-1-0	*2-1-1-0	-----	1-0-0-0	*4-1-1-0	*5-1-2-3	*3-2-1-1	*4-0-1-0	*3-1-2-1	0-0-0-0	-----	*4-0-1-0	*4-1-2-2	-----
3-18	*Duke	*4-1-1-2	*3-1-1-1	1-0-1-0	*3-1-1-3	*4-1-3-0	*3-1-0-0	0-0-0-0	*3-1-1-1	*4-1-2-1	0-0-0-0	1-0-0-0	*2-1-1-0	*5-1-1-1	-----
3-20	Western Carolina	1-0-0-0	*2-0-0-0	*3-0-0-0	-----	*5-1-1-0	*4-0-1-1	*3-1-0-0	*3-0-1-0	*3-0-0-0	0-0-0-0	*3-1-1-2	1-0-1-0	*3-0-0-0	-----
3-23	*Maryland	0-0-0-0	*3-0-0-0	*4-0-2-2	0-0-0-0	*3-0-0-0	*4-1-1-0	*4-1-1-0	*4-1-1-1	*4-0-1-0	-----	*4-0-1-0	1-0-0-0	*2-0-1-0	-----
3-24	*Maryland	*4-0-0-0	*2-0-0-0	-----	0-0-0-0	*3-1-1-0	*3-0-1-0	*4-0-1-1	*4-0-1-0	*3-0-0-0	-----	1-0-0-0	*4-0-0-0	*3-0-0-0	-----
3-25	*Maryland	2-0-0-0	-----	*3-1-0-0	*3-0-2-1	*3-0-2-1	*4-1-2-0	*4-0-2-0	*5-0-1-1	*5-0-0-0	-----	-----	*4-2-2-0	*4-1-1-1	-----
3-27	Gardner-Webb	2-1-2-1	1-0-1-2	*4-2-1-2	*4-0-1-0	-----	*4-1-1-0	*6-0-3-2	*2-2-1-0	*5-1-1-0	3-1-1-0	*2-0-2-1	*5-4-5-6	*5-2-2-0	-----
3-28	Western Carolina	2-0-0-1	2-1-0-0	*1-1-0-0	*3-2-1-0	*3-1-1-0	*4-1-1-1	*6-1-3-3	*4-3-3-1	*5-1-2-1	2-1-1-0	-----	*5-1-2-3	*4-1-1-3	-----
3-30	*Miami (FL)	1-0-0-0	-----	1-0-0-0	*3-0-0-0	*4-0-0-0	*4-0-1-0	*3-1-2-1	*4-0-2-1	*3-1-0-0	-----	*3-0-0-0	*3-0-0-0	*3-1-2-1	-----
3-31	*Miami (FL)	-----	-----	*3-0-1-0	*2-1-1-0	*4-1-3-0	*4-0-1-1	*4-1-0-1	*4-0-0-0	*2-1-0-0	0-0-0-0	*3-0-0-0	1-0-0-0	*3-0-1-1	-----
4- 1	*Miami (FL)	*4-1-1-0	0-0-0-0	1-0-0-0	*2-1-1-0	*4-0-1-0	*1-1-1-0	*4-0-0-0	*5-1-2-1	*4-1-3-2	-----	0-0-0-0	*3-0-1-1	*3-1-1-0	-----
4- 3	Georgia	*3-0-1-0	-----	1-0-0-0	*4-1-0-0	*4-1-2-1	-----	*5-0-2-2	*2-1-0-0	*3-1-2-1	-----	-----	*5-0-0-0	*5-0-1-0	-----
4- 4	Georgia	*3-2-2-3	1-0-0-0	*0-1-0-0	*3-0-0-0	*2-0-0-2	-----	*5-1-1-0	*4-2-1-1	*4-0-3-2	-----	*3-1-1-2	*4-2-0-0	*4-2-3-1	-----
4- 6	*Virginia Tech ^V	*3-1-1-0	-----	1-0-0-0	*4-0-1-1	*2-1-1-0	-----	*3-1-1-0	*5-0-1-0	*5-1-1-0	-----	*4-1-3-0	*4-0-0-1	*2-1-2-2	-----
4- 7	*Virginia Tech	2-0-1-2	-----	*3-2-1-0	*4-0-1-1	*3-1-1-1	-----	*5-1-2-2	*4-1-1-0	*1-0-0-0	1-0-0-0	*4-2-2-1	*5-1-1-0	*4-0-0-0	-----
4- 8	*Virginia Tech	*4-0-1-0	1-0-0-0	*1-0-0-0	*2-0-0-0	*4-0-0-0	-----	*4-0-1-1	*5-1-2-3	1-0-0-0	2-1-1-0	*2-0-0-0	*5-1-2-0	*5-2-2-1	-----
4-13	*Wake Forest	*4-0-3-1	0-0-0-0	1-0-0-0	*3-1-0-1	*4-1-3-1	*3-0-0-0	*3-0-2-3	*5-1-0-0	*3-2-2-0	0-0-0-0	-----	*5-1-2-0	*5-0-0-0	-----
4-14	*Wake Forest	2-1-1-0	0-0-0-0	*3-1-1-0	*3-0-0-0	*2-0-2-0	*3-1-0-0	*3-1-1-0	*4-1-1-2	*4-0-1-1	-----	*3-0-2-2	1-0-0-0	*5-0-0-0	-----
4-15	*Wake Forest	*3-1-1-0	*4-0-1-1	-----	-----	-----	*4-1-3-3	*4-0-0-0	*4-0-0-0	*4-0-0-0	-----	*4-0-0-0	*4-1-3-0	*3-2-1-1	-----
4-18	South Carolina	*4-0-2-0	*2-0-0-0	1-0-0-0	0-0-0-0	-----	*4-1-2-2	*3-0-1-0	*4-0-0-0	*2-0-0-0	-----	*4-0-0-0	*4-0-0-0	*4-1-1-0	-----
4-20	*Virginia	*4-1-0-0	*2-0-0-0	1-0-1-0	0-0-0-0	*3-0-2-0	*4-2-2-2	*4-0-0-0	*2-0-0-1	*2-0-0-0	1-0-0-0	-----	*3-0-2-0	*4-0-0-0	-----
4-21	*Virginia	2-0-1-0	-----	*2-0-0-0	*3-0-0-0	*3-0-0-0	*2-0-0-0	*4-0-2-0	*3-0-0-0	-----	-----	*5-0-0-0	*4-0-1-0	*4-0-0-0	-----
4-22	*Virginia	1-0-0-0	-----	*2-0-1-0	*1-0-0-0	*2-0-0-0	*4-0-2-1	*4-0-2-0	*2-0-1-0	-----	0-0-0-0	*4-1-1-0	*4-0-0-0	*4-1-1-1	-----
4-24	Elon	*5-1-3-0	-----	*5-0-1-2	*4-0-1-0	-----	*4-2-1-2	*6-1-2-2	*3-3-2-5	1-0-0-0	0-0-0-0	*4-3-1-0	*4-0-1-0	*3-2-1-1	-----
4-25	South Carolina	*4-2-2-4	-----	*4-1-0-0	*3-2-1-0	*2-1-1-0	*5-1-1-0	*5-1-3-3	*4-1-2-0	-----	2-2-1-1	-----	*5-1-3-3	*5-2-2-1	-----
4-27	*Georgia Tech	*5-0-1-1	0-0-0-0	*3-0-0-0	*3-0-1-0	-----	*3-0-0-0	*4-0-1-0	*5-1-2-1	1-0-0-0	1-1-1-0	*5-1-1-0	*4-0-0-0	*4-0-1-0	-----
4-28	*Georgia Tech	*5-1-2-2	-----	1-0-0-0	*4-0-1-1	-----	*4-3-4-2	*4-2-0-0	*3-0-0-0	*3-2-2-1	-----	*5-1-1-0	*3-0-1-1	*5-1-3-3	-----
4-29	*Georgia Tech	*4-0-2-0	1-0-1-1	*5-0-1-0	*2-0-2-0	-----	*4-1-0-0	*5-0-1-0	*3-1-3-0	*2-0-0-0	1-0-0-0	*4-0-1-1	1-0-0-1	*3-1-0-0	-----
5- 5	*Boston College	*4-0-1-0	-----	-----	*4-0-0-0	-----	*4-1-1-1	*3-1-1-0	*3-0-1-1	*3-0-2-2	0-0-0-0	*4-0-0-0	*3-2-3-0	*4-0-1-0	-----
5- 6	*Boston College ⁽¹⁾	*4-1-1-0	*3-0-1-0	-----	-----	-----	*4-0-0-1	*4-2-2-3	*4-0-2-0	*4-0-1-0	1-0-0-0	*4-1-0-0	1-0-0-0	*3-2-2-2	-----
5- 6	*Boston College ⁽²⁾	*3-2-1-0	-----	-----	*3-1-0-0	-----	*3-0-0-0	*4-0-0-0	*4-0-1-0	*4-1-2-0	*3-1-1-0	-----	*3-0-0-0	*4-2-3-6	-----
5- 8	# Wofford	*3-1-1-0	1-0-0-0	1-0-0-0	*1-1-0-0	-----	*4-2-3-3	*5-1-2-1	*5-2-2-1	*4-2-1-2	*3-1-2-1	-----	*4-2-2-1	*4-0-2-1	-----
5- 9	Furman	1-0-0-0	0-0-0-0	1-0-0-0	*1-1-0-0	-----	*2-0-1-2	*3-1-2-1	*4-0-0-0	*4-1-1-0	*4-0-0-0	*3-0-1-0	*4-0-0-0	*4-0-1-0	-----
5-11	*Florida State	*4-0-2-0	-----	-----	*3-0-0-0	-----	*4-1-1-1	*4-0-0-0	*4-0-1-0	*5-0-3-0	1-0-0-0	*4-0-2-0	*4-0-1-0	*4-0-0-0	-----
5-12	*Florida State	*4-2-1-1	1-0-0-0	1-0-0-0	*2-0-2-0	-----	*4-1-2-0	*3-0-1-2	*5-0-2-1	*4-1-0-0	*4-1-1-1	0-0-0-0	*1-1-0-0	*5-1-2-2	-----
5-13	*Florida State	*4-2-1-1	-----	-----	*4-1-1-1	-----	*5-3-3-5	*3-2-2-2	*5-1-2-2	*5-0-1-0	*2-0-1-0	-----	*5-1-1-0	*4-1-0-0	-----
5-15	College of Charleston	*3-3-0-1	0-1-0-0	1-0-1-1	*4-2-2-3	-----	*4-2-0-0	*4-1-3-6	*3-1-1-3	*4-2-0-0	2-1-1-0	*4-2-3-2	*3-1-1-0	*4-3-3-3	-----
5-17	*N.C. State	*5-0-1-2	-----	2-0-0-0	*3-1-1-0	-----	*3-1-1-0	*3-1-1-0	*4-0-1-1	*4-1-2-1	1-0-0-0	*5-0-0-0	*2-0-0-0	*3-0-1-0	-----
5-18	*N.C. State	*4-1-1-0	-----	-----	*3-0-1-1	-----	*3-1-1-0	*4-1-1-3	*3-0-1-0	*4-1-2-0	-----	*4-0-0-0	*4-0-0-0	*4-1-1-0	-----
5-19	*N.C. State	*5-1-2-1	-----	2-0-1-0	*3-0-1-0	-----	*3-0-0-0	*4-1-0-1	*5-1-3-3	*3-0-0-0	*3-0-1-1	-----	*2-1-0-0	*3-2-2-0	-----
5-23	+ Miami (FL)	*3-0-0-0	-----	1-0-1-0	*3-1-2-1	*4-0-1-1	*2-0-2-0	*6-0-1-0	*6-1-1-0	*4-1-0-0	2-1-1-1	*6-1-1-0	2-0-0-0	*5-0-2-1	-----
5-25	+ Wake Forest	*3-0-0-1	-----	-----	*3-1-0-0	*5-0-0-0	*3-1-1-0	*3-0-0-0	*3-0-1-1	*4-0-1-0	*3-0-1-0	-----	-----	*4-0-2-0	-----
5-26	+ Florida State	*5-0-0-0	-----	-----	*4-1-2-0	*3-0-1-2	*3-0-0-0	*4-2-2-0	*4-1-1-1	*3-0-2-1	0-1-0-0	-----	*2-0-0-0	*4-0-2-1	-----
6- 1	\$ Saint John's	0-1-0-0	-----	*3-0-0-0	*2-0-0-0	*5-0-3-2	*4-0-0-0	*4-0-1-0	*4-1-2-0	*4-1-3-0	-----	*4-0-0-0	-----	*3-0-0-0	-----
6- 3	\$ Coastal Carolina	*5-3-3-0	-----	1-0-0-0	*4-0-2-0	*5-2-0-0	*4-3-3-4	*5-1-3-0	*5-0-3-2	*4-0-1-1	1-0-0-0	-----	*3-0-0-0	*3-2-1-3	-----
6- 4	\$ Coastal Carolina	*5-1-1-2	0-0-0-0	1-0-1-0	*5-1-1-0	*6-2-3-0	*4-3-3-2	*5-3-3-4	*4-1-2-0	*4-0-1-2	*5-0-1-1	-----	2-0-0-0	*6-4-4-3	-----
6- 8	¶ Mississippi State	*5-1-1-0	-----	-----	*3-0-0-0	*5-0-0-0	*4-1-2-3	*3-1-1-2	*3-1-2-1	*2-0-1-0	*3-0-0-0	-----	1-0-0-0	*3-2-1-0	-----
6- 9	¶ Mississippi State	*5-1-1-0	-----	-----	*4-0-1-2	*5-0-1-0	*4-0-1-0	*4-0-0-1	*4-1-3-2	*3-2-2-0	-----	*4-0-0-0	-----	*4-1-3-0	-----

* - start; * - ACC regular-season game; # - Greenville, SC; + - ACC Tournament at Jacksonville, FL; \$ - NCAA Regional at Myrtle Beach, SC; ¶ - NCAA Super Regional at Starkville, MS; ^V - due to inclement weather, game was completed on Apr. 7; Note: **Bold** denotes a Clemson home game.



Career Game-By-Game Pitching

#33 William Bond, LHP

2007 • *So.

Date	Opponent	IP	H	R	ER	BB	SO	Dec
3-27	Gardner-Webb	1.0	2	0	0	0	1	
4-25	South Carolina	0.2	1	2	0	0	1	
4-28	*Georgia Tech	0.1	2	1	1	1	0	
5- 8	# Wofford	1.0	2	0	0	1	2	
5-15	College of Charleston	1.0	0	0	0	0	0	

#36 Stephen Clyne, RHP

2005 • *So.

Date	Opponent	IP	H	R	ER	BB	SO	Dec
2-20	% East Carolina	2.1	0	0	0	0	3	
2-25	California-Irvine	^1.0	0	0	0	0	3	S
3- 4	Auburn	^0.1	1	0	0	2	1	
3-18	*North Carolina	^1.1	0	0	0	0	2	
3-23	Old Dominion	^2.1	0	0	0	0	2	
3-26	*Maryland ⁽²⁾	1.0	0	0	0	0	2	
3-30	Coastal Carolina	^1.0	1	0	0	0	1	
4- 3	*Florida State ⁽¹⁾	^0.1	0	0	0	1	0	
4- 5	Georgia	0.2	4	3	3	1	1	
4-10	*Duke	^1.2	2	1	0	1	2	W
4-17	*Virginia	1.1	3	2	2	0	0	
4-22	*N.C. State	^4.0	6	2	2	3	7	
4-26	Elon	^3.0	3	1	1	2	4	S
4-30	*Georgia Tech	^0.1	0	0	0	0	0	W
5- 8	*Virginia Tech	^2.2	6	3	2	0	1	
5-19	*Miami (FL)	^1.0	1	1	1	1	0	
5-25	+ Virginia	^0.2	0	0	0	0	1	
6- 3	\$ North Carolina A&T	^2.0	2	0	0	0	0	
6-12	† Baylor	^1.2	0	0	0	0	0	

2006 • *Jr.

Date	Opponent	IP	H	R	ER	BB	SO	Dec
2-19	James Madison	1.0	0	0	0	0	0	
2-26	Mercer ⁽¹⁾	1.1	1	0	0	0	1	
3- 8	William & Mary	2.0	0	0	0	0	2	W
3-11	Kansas	^2.0	2	1	1	0	4	L
3-18	*Virginia	0.0	2	4	4	2	0	
3-28	Georgia	0.1	1	0	0	0	0	
4- 4	Western Carolina	1.1	0	1	0	0	2	
4- 9	*Maryland	1.0	1	2	2	1	2	
4-16	*Georgia Tech	2.0	1	0	0	0	0	
4-19	Furman	^2.1	1	0	0	0	2	
4-21	*Boston College	0.2	1	0	0	0	0	
4-28	*Virginia Tech	^1.1	3	0	0	0	3	
5- 8	*Duke ⁽²⁾	3.0	1	0	0	0	4	
5-12	*Florida State	^1.1	0	0	0	1	2	
5-20	*Wake Forest	2.1	1	0	0	0	3	
5-27	+ Georgia Tech ⁽¹⁾	2.1	2	0	0	1	1	



Righthander Alan Farina totaled 72 strikeouts in 57.1 innings pitched in 2007.

2007 • *Sr.

Date	Opponent	IP	H	R	ER	BB	SO	Dec
2-16	George Mason	^1.0	1	0	0	0	0	
2-18	George Mason	1.1	2	0	0	0	2	
2-23	Pacific	^5.1	3	0	0	1	5	W
2-28	Winthrop	3.0	1	0	0	0	3	W
3- 7	Coastal Carolina	0.2	0	0	0	1	0	
3-10	Memphis	^3.1	1	0	0	0	4	W
3-14	Georgia Southern	1.0	0	0	0	1	0	
3-18	*Duke	0.1	0	0	0	0	0	
3-20	Western Carolina	2.1	3	2	1	0	3	
3-24	*Maryland	^1.1	1	0	0	1	0	
3-30	*Miami (FL)	0.1	0	0	0	0	1	
3-31	*Miami (FL)	2.0	0	0	0	1	0	
4- 3	Georgia	^1.0	1	0	0	0	1	S
4- 4	Georgia	^0.1	0	0	0	0	0	W
4- 8	*Virginia Tech	^1.0	1	0	0	0	0	S
4-14	*Wake Forest	^0.0	1	0	0	0	0	
4-15	*Wake Forest	^0.0	1	0	0	0	0	
4-21	*Virginia	^2.0	4	3	2	1	3	L
4-24	Elon	^0.2	0	0	0	1	0	
4-25	South Carolina	1.1	2	1	1	0	3	
4-27	*Georgia Tech	3.2	5	2	2	2	6	
5- 5	*Boston College	^1.2	1	0	0	0	4	W
5- 6	*Boston College ⁽¹⁾	^0.2	1	0	0	0	0	
5- 9	Furman	1.2	3	3	2	2	3	
5-13	*Florida State	^2.1	1	0	0	2	1	S
5-15	College of Charleston	^1.0	0	0	0	0	1	
5-17	*N.C. State	^0.2	3	3	3	1	2	
5-23	+ Miami (FL)	1.2	2	0	0	0	4	
5-25	+ Wake Forest	^0.2	3	1	0	2	0	L
6- 3	\$ Coastal Carolina	1.0	0	0	0	1	1	
6- 8	† Mississippi State	2.0	3	2	2	1	1	

#25 Alan Farina, RHP

2007 • Jr.

Date	Opponent	IP	H	R	ER	BB	SO	Dec
2-17	George Mason	1.2	2	2	1	0	3	
2-24	Pacific ⁽¹⁾	3.0	2	1	1	0	4	
3- 4	South Carolina	1.0	0	0	0	0	1	
3-11	Memphis	^4.2	2	2	2	5	2	
3-18	*Duke	^2.0	4	6	6	3	2	
3-23	*Maryland	4.0	2	0	0	0	8	
3-28	Western Carolina	1.0	0	0	0	0	0	
3-30	*Miami (FL)	2.0	3	2	2	1	5	
4- 3	Georgia	3.1	1	0	0	0	3	W
4- 8	*Virginia Tech	4.1	0	0	0	2	7	W
4-14	*Wake Forest	3.1	1	1	1	1	5	L
4-18	South Carolina	^1.0	0	0	0	0	1	
4-20	*Virginia	^3.0	1	0	0	1	4	
4-22	*Virginia	^2.2	2	1	1	3	1	S
4-25	South Carolina	^1.0	1	1	1	2	0	
4-27	*Georgia Tech	^1.0	0	0	0	0	2	W
4-29	*Georgia Tech	^1.2	1	0	0	1	1	
5- 6	*Boston College ⁽¹⁾	0.2	4	3	3	0	1	L
5- 9	Furman	^1.1	0	0	0	1	2	
5-12	*Florida State	^4.1	4	0	0	0	6	W
5-18	*N.C. State	^2.0	3	2	2	3	4	L
5-23	+ Miami (FL)	^3.2	1	1	0	1	6	W
6- 1	\$ Saint John's	^1.0	2	1	1	1	2	W
6- 3	\$ Coastal Carolina	^1.0	3	2	2	0	0	
6- 9	† Mississippi State	^2.2	2	1	1	2	2	

#17 Chris Fidrych, LHP

2005 • Fr.

Date	Opponent	IP	H	R	ER	BB	SO	Dec
2-27	California-Irvine	^1.0	1	0	0	0	0	
3- 5	Auburn	^0.1	0	0	0	0	1	
3- 9	Winthrop	^0.2	0	0	0	0	1	
3-18	*North Carolina	0.0	1	0	0	0	0	
3-29	Coastal Carolina	2.0	5	3	3	2	1	
4-15	*Virginia	^1.0	0	0	0	1	1	
4-19	Western Carolina	4.0	1	0	0	0	4	
5- 1	*Georgia Tech	2.2	2	2	2	2	2	
5-19	*Miami (FL)	1.0	2	2	2	1	0	
6-12	† Baylor	1.1	0	0	0	0	3	



Lefthander Chris Fidrych allowed a run in only one of his 10 appearances in 2007.

2007 • *So.

Date	Opponent	IP	H	R	ER	BB	SO	Dec
2-17	George Mason	1.0	0	0	0	0	3	
2-24	Pacific ⁽²⁾	0.0	0	0	0	0	0	
3- 3	South Carolina	1.0	0	0	0	0	0	
3-28	Western Carolina	1.0	2	2	2	1	0	
4- 4	Georgia	0.1	0	0	0	0	0	
4-15	*Wake Forest	0.1	0	0	0	0	0	
4-28	*Georgia Tech	0.1	0	0	0	0	0	
5- 6	*Boston College ⁽¹⁾	0.1	0	0	0	0	0	
5- 9	Furman	0.0	1	0	0	0	0	
6- 4	\$ Coastal Carolina	1.0	0	0	0	1	0	

#45 Ryan Hinson, LHP

2006 • Fr.

Date	Opponent	IP	H	R	ER	BB	SO	Dec
2-19	James Madison	1.0	1	1	0	2	2	
2-26	Mercer ⁽²⁾	1.0	0	0	0	0	0	
3- 5	South Carolina	0.2	1	0	0	1	0	
3-15	Gardner-Webb	1.0	2	1	1	0	2	
3-21	Elon	^5.0	2	1	1	2	6	W
4- 2	*Miami (FL)	1.0	0	0	0	0	2	
4- 5	South Carolina	^5.0	6	1	1	3	7	
4-14	*Georgia Tech	1.2	2	1	1	1	2	W
4-16	*Georgia Tech	2.1	3	5	5	3	3	
4-22	*Boston College ⁽²⁾	^3.0	1	0	0	0	1	S
4-30	*Virginia Tech	1.0	0	0	0	0	1	
5- 8	*Duke ⁽¹⁾	0.0	1	0	0	1	0	
5- 9	*Duke	^1.0	0	0	0	0	0	
5-13	*Florida State	^2.2	1	0	0	0	2	W
5-20	*Wake Forest	1.0	0	0	0	0	2	
5-27	+ Georgia Tech ⁽¹⁾	1.0	3	2	2	3	0	
6- 4	\$ Mississippi State	0.0	0	1	1	1	0	
6-16	! Georgia Tech	2.0	1	0	0	1	1	W
6-20	! Cal State Fullerton	0.1	0	1	1	0	0	

2007 • So.

Date	Opponent	IP	H	R	ER	BB	SO	Dec
2-18	George Mason	^4.0	3	1	1	3	3	
2-24	Pacific ⁽¹⁾	^5.0	8	2	0	1	4	
3- 4	South Carolina	^6.0	4	1	1	1	5	
3-10	Memphis	^5.2	7	2	2	1	6	
3-17	*Duke	^6.1	5	2	2	1	3	W
3-24	*Maryland	^6.2	6	4	2	3	6	L
3-31	*Miami (FL)	^6.0	3	1	1	2	6	W
4- 8	*Virginia Tech	^4.2	4	2	2	2	2	
4-15	*Wake Forest	^7.0	9	2	2	0	8	W
4-22	*Virginia	^6.1	1	0	0	5	5	W
4-29	*Georgia Tech	^3.2	3	4	1	6	2	L

Career Game-By-Game Pitching



5- 6	*Boston College ⁽²⁾	*4.1	7	6	5	2	1
5- 9	Furman	*2.0	1	1	1	2	2
5-13	*Florida State	0.2	1	1	1	2	0
5-15	College of Charleston	1.0	2	1	1	1	2
5-19	*N.C. State	2.0	1	0	0	2	2 W
5-25	+Wake Forest	*6.1	4	1	1	3	1
6- 3	\$ Coastal Carolina	1.2	1	0	0	0	1 W
6- 9	†Mississippi State	2.2	2	2	2	2	1

#47 David Kopp, RHP

2005 • Fr.							
Date	Opponent	IP	H	R	ER	BB	SO Dec
2-19	% Coastal Carolina	2.1	1	1	1	3	4
2-25	California-Irvine	1.1	2	1	1	0	2
3- 4	Auburn	3.1	5	3	3	1	2 L
3- 9	Winthrop	*2.0	6	6	5	0	0 L
3-13	South Carolina	0.1	0	2	1	1	0
3-16	Furman	1.0	1	0	0	0	0
3-22	Old Dominion	*7.0	2	0	0	1	2 W
3-29	Coastal Carolina	*6.0	6	2	2	1	5 W
4- 3	*Florida State ⁽¹⁾	6.0	5	2	2	1	4 L
4- 9	*Duke	1.1	0	0	0	1	2
4-12	Western Carolina ^c	*4.0	4	2	1	1	3
4-17	*Virginia	1.1	1	1	1	0	0
4-20	South Carolina	*5.0	4	3	3	3	3
4-26	Elon	*6.0	4	5	4	4	7 W
4-30	*Georgia Tech	3.0	4	0	0	0	4
5- 8	*Virginia Tech	2.0	3	2	0	1	2
5-14	*Wake Forest	0.2	2	4	4	3	1
5-17	College of Charleston	*6.0	8	4	4	0	1 W
5-21	*Miami (FL)	*2.0	0	0	0	0	0 S
5-28	+Virginia	*5.2	2	1	0	3	2
6- 5	\$ Oral Roberts	*1.0	4	2	2	0	1
6-13	†Baylor	3.0	2	2	2	2	1

2006 • So.							
Date	Opponent	IP	H	R	ER	BB	SO Dec
3- 3	College of Charleston	*1.0	1	0	0	0	0
3- 8	William & Mary	*3.0	4	3	1	0	1
3-15	Gardner-Webb	*3.0	1	3	3	3	4 W
3-21	Elon	*4.0	6	2	1	2	1
3-28	Georgia	*5.1	9	7	6	1	6
4- 1	*Miami (FL)	2.0	2	0	0	2	2
4- 5	South Carolina	0.1	0	0	0	0	1
4- 8	*Maryland	1.1	2	1	1	0	0
4-12	South Carolina	*6.0	5	1	1	1	2 W
4-18	Winthrop	*5.1	7	5	4	2	6 L
4-22	*Boston College ⁽¹⁾	*6.1	2	0	0	2	8
4-30	*Virginia Tech	*6.0	7	2	2	4	6 W
5- 9	*Duke	2.0	1	0	0	0	2
5-13	*Florida State	3.1	2	0	0	1	1
5-19	*Wake Forest	1.0	0	0	0	0	1
5-27	+Georgia Tech ⁽²⁾	*2.2	6	7	7	1	4 W
6- 4	\$ Mississippi State	1.1	1	1	1	2	0 W
6- 9	†Oral Roberts	0.2	0	0	0	0	0
6-10	†Oral Roberts	*2.2	1	0	0	0	0 W
6-20	!Cal State Fullerton	1.0	2	1	1	0	1 L

2007 • Jr.							
Date	Opponent	IP	H	R	ER	BB	SO Dec
2-17	George Mason	*5.0	4	0	0	1	5
2-24	Pacific ⁽²⁾	*5.0	7	2	0	2	6 W
3- 3	South Carolina	*5.1	6	7	7	3	2 L
3- 9	Memphis	*5.0	7	4	4	2	5
3-14	Georgia Southern	*5.0	2	0	0	2	4 W
3-20	Western Carolina	*5.1	4	4	4	1	2 L
3-25	*Maryland	*7.0	6	0	0	0	5 W
4- 1	*Miami (FL)	*5.2	7	4	1	4	4
4- 7	*Virginia Tech	*7.0	5	2	2	1	6 W
4-14	*Wake Forest	*5.0	8	5	5	1	6
4-21	*Virginia	*7.0	2	0	0	2	5
4-28	*Georgia Tech	*6.0	6	2	1	1	4 W
5- 6	*Boston College ⁽¹⁾	*5.1	10	3	3	1	6
5-12	*Florida State	*4.1	8	6	5	3	3
5-18	*N.C. State	*6.0	6	4	4	3	3
5-26	+Florida State	*9.0	6	1	0	0	7 W
6- 3	\$ Coastal Carolina	*5.0	9	6	4	0	2
6- 9	†Mississippi State	*1.2	5	5	2	2	0 L

#40 Alex Martin, LHP

2006 • *Fr.							
Date	Opponent	IP	H	R	ER	BB	SO Dec
2-26	Mercer ⁽²⁾	1.0	0	0	0	0	1
3-10	Kansas	*1.0	2	0	0	0	0
3-22	Elon	3.1	4	0	0	0	1 W
3-24	*N.C. State	3.0	0	0	0	3	3
3-28	Georgia	0.1	0	0	0	0	0
3-31	*Miami (FL)	4.0	3	2	2	2	2 W
4- 5	South Carolina	0.1	2	1	1	1	0
4- 8	*Maryland	0.1	1	0	0	0	0
4-12	South Carolina	2.0	5	3	3	0	1
4-15	*Georgia Tech	0.1	0	1	1	0	0
4-16	*Georgia Tech	0.1	1	2	1	1	0
5- 9	*Duke	1.0	0	0	0	1	0
5-14	*Florida State	0.1	0	0	0	0	0
5-18	*Wake Forest	1.0	3	1	1	0	0

2007 • *So.							
Date	Opponent	IP	H	R	ER	BB	SO Dec
4- 4	Georgia	0.0	0	0	0	1	0
4- 7	*Virginia Tech	1.0	1	0	0	0	1
4-15	*Wake Forest	0.1	0	0	0	0	0
4-24	Elon	1.1	0	1	1	1	1
4-28	*Georgia Tech	*1.2	0	0	0	0	2
5-12	*Florida State	0.1	0	0	0	1	0
5-17	*N.C. State	0.2	0	1	1	1	1
5-25	+Wake Forest	0.1	0	1	1	0	0
6- 4	\$ Coastal Carolina	0.1	2	2	1	1	0

#9 D.J. Mitchell, OF/RHP

2007 • So.							
Date	Opponent	IP	H	R	ER	BB	SO Dec
2-16	George Mason	2.0	0	0	0	0	1
2-21	High Point	*4.0	3	1	1	2	6 W
3- 3	South Carolina	1.2	5	5	4	1	0
3-11	Memphis	1.0	0	0	0	0	0
3-17	*Duke	*2.2	2	0	0	0	4
3-25	*Maryland	1.0	0	0	0	0	2
3-28	Western Carolina	*4.1	4	4	3	1	3
4- 3	Georgia	*4.2	4	2	2	0	3
4-13	*Wake Forest	*2.0	0	0	0	0	3
4-20	*Virginia	2.1	4	1	0	1	3
4-25	South Carolina	*6.0	4	1	1	3	6 W
5- 8	# Wofford	*5.0	5	0	0	0	5 W
5-13	*Florida State	*6.0	5	5	4	5	5 W
5-19	*N.C. State	*4.2	6	3	3	2	2
6- 4	\$ Coastal Carolina	*5.0	6	1	1	1	6 W



Righthander David Kopp led or tied for the team-lead in wins, starts, and innings pitched during the 2007 season.

#41 Daniel Moskos, LHP

2005 • Fr.							
Date	Opponent	IP	H	R	ER	BB	SO Dec
2-19	% Coastal Carolina	0.2	0	1	1	1	1 L
2-20	% East Carolina	0.1	2	1	1	1	1
2-25	California-Irvine	0.1	0	0	0	0	0 W
2-26	California-Irvine	0.0	1	0	0	1	0
3- 4	Auburn	1.0	0	1	1	1	0
3- 9	Winthrop	0.1	0	0	0	1	0
3-12	South Carolina	0.1	1	0	0	1	0
3-16	Furman	1.0	1	1	1	1	0
3-20	*North Carolina	0.1	2	1	1	0	0
3-25	*Maryland	1.0	1	0	0	0	1
3-26	*Maryland ⁽²⁾	*1.0	1	0	0	0	1
3-30	Coastal Carolina	1.0	1	0	0	2	1
4- 8	*Duke	*2.0	0	0	0	1	4
4-16	*Virginia	0.2	0	0	0	1	0
4-22	*N.C. State	0.1	4	1	1	0	0
4-27	Wofford	*2.0	1	0	0	0	3
4-29	*Georgia Tech	0.0	3	3	2	0	0 L
5- 1	*Georgia Tech	*2.2	2	0	0	0	2
5-17	College of Charleston	0.1	2	1	1	1	0
5-25	+Virginia	1.0	2	2	1	1	1
6- 3	\$ North Carolina A&T	0.1	0	0	0	0	0 W

2006 • So.							
Date	Opponent	IP	H	R	ER	BB	SO Dec
2-17	James Madison ⁽²⁾	2.0	0	0	0	1	3
2-24	Mercer	2.2	1	0	0	1	2
2-26	Mercer ⁽¹⁾	0.2	2	2	0	0	1 L
3- 4	South Carolina	*4.2	2	1	1	1	1
3- 8	William & Mary	*1.0	0	0	0	1	1
3-12	Kansas	1.0	0	0	0	1	2 W
3-17	*Virginia	*2.2	3	1	0	3	1 L
3-19	*Virginia	1.1	2	2	2	1	0 L
3-22	Elon	*1.0	0	0	0	1	1 S
3-25	*N.C. State	*2.0	1	0	0	2	0 S
3-28	Georgia	*2.0	4	1	1	1	3 L
3-31	*Miami (FL)	*2.0	2	0	0	0	3 S
4- 1	*Miami (FL)	*0.1	0	0	0	0	1 S
4- 5	South Carolina	*3.1	0	0	0	1	2 W
4- 8	*Maryland	*0.1	0	0	0	0	1 W
4-11	Western Carolina	*1.2	0	0	0	0	2 S
4-14	*Georgia Tech	*2.0	1	0	0	0	2 S
4-16	*Georgia Tech	*0.2	3	2	2	1	0
4-18	Winthrop	*3.2	3	1	1	2	4
4-21	*Boston College	*1.1	2	0	0	0	1 S
4-26	Wofford	*1.0	0	0	0	0	3
4-30	*Virginia Tech	*1.0	2	1	1	1	1
5- 8	*Duke ⁽¹⁾	*1.0	0	0	0	1	1 S
5-14	*Florida State	*1.0	0	0	0	1	3
5-16	College of Charleston	*0.1	0	0	0	0	1 S
5-19	*Wake Forest	*1.0	0	0	0	0	1
5-20	*Wake Forest	*1.0	1	0	0	0	0
5-25	+Georgia Tech	*2.0	3	1	1	1	3 W
5-27	+Georgia Tech ⁽¹⁾	*2.0	5	3	3	0	1 L
6- 4	\$ Mississippi State	*2.2	0	0	0	0	3 S
6- 9	†Oral Roberts	*2.0	5	3	3	0	3 W
6-16	!Georgia Tech	*1.0	0	0	0	0	1
6-20	!Cal State Fullerton	*1.1	2	0	0	0	2

2007 • Jr.							
Date	Opponent	IP	H	R	ER	BB	SO Dec
2-17	George Mason	*1.0	1	0	0	0	1
2-18	George Mason	*1.2	0	0	0	1	2 W
2-24	Pacific ⁽¹⁾	*3.0	2	0	0	1	2 W
2-28	Winthrop	*1.0	0	0	0	0	2 S
3- 4	South Carolina	*1.1	3	2	2	3	1 L
3- 7	Coastal Carolina	*1.1	0	0	0	0	3 S
3- 9	Memphis	*1.2	2	2	2	2	2 L
3-11	Memphis	*1.0	0	0	0	1	2
3-14	Georgia Southern	*1.0	0	0	0	1	1 S
3-16	*Duke	*1.0	2	1	1	1	2 S
3-18	*Duke	*1.0	0	0	0	0	0 S
3-20	Western Carolina	*0.1	0	0	0	0	1
3-23	*Maryland	*0.1	1	0	0	0	0
3-25	*Maryland	*1.0	0	0	0	0	2
3-28	Western Carolina	*1.0	1	0	0	0	2
3-31	*Miami (FL)	*1.0	0	0	0	0	2 S



Lefty Daniel Moskos, the #4 overall pick of the 2007 Major League draft, struck out a team-high 78 batters in the 2007 season.

4- 1 *Miami (FL)	^3.0	3	1	1	2	3
4- 6 *Virginia Tech ^V	^4.0	6	1	1	0	4
4-13 *Wake Forest	^6.0	6	1	1	1	7 W
4-20 *Virginia	^3.2	6	4	1	3	7 L
4-27 *Georgia Tech	^6.1	5	0	0	2	8
5- 5 *Boston College	^7.1	5	3	3	4	8
5-11 *Florida State	^5.2	7	4	4	5	4 L
5-17 *N.C. State	^4.0	6	4	4	4	2 L
5-23 +Miami (FL)	^7.2	8	3	3	1	2
6- 1 \$Saint John's	^8.0	7	1	1	1	4
6- 8 ¶Mississippi State	^5.0	9	6	5	0	4 L

#23 Justin Sarratt, RHP

2007 • Fr.						
Date	Opponent	IP	H	R	ER	BB SO Dec
2-24	Pacific ⁽²⁾	0.0	1	2	2	1 0
3- 3	South Carolina	^1.0	1	0	0	0 1
3-11	Memphis	1.0	1	0	0	0 0
3-18	*Duke	1.0	0	0	0	1 1
3-27	Gardner-Webb	1.0	1	0	0	0 2
3-30	*Miami (FL)	^2.0	4	3	3	0 3
4- 4	Georgia	1.2	1	0	0	1 3
4- 7	*Virginia Tech	^1.0	4	3	0	0 1
4-24	Elon	1.2	5	5	1	2 1 L
5- 8	#Wofford	1.0	2	1	1	0 1
5-11	*Florida State	^0.2	0	0	0	0 0
5-17	*N.C. State	0.1	1	0	0	0 0
6- 4	\$Coastal Carolina	0.2	0	0	0	0 0

#27 Brock Schnabel, RHP

2007 • Jr.						
Date	Opponent	IP	H	R	ER	BB SO Dec
2-17	George Mason	0.1	2	3	3	1 0 L
3-11	Memphis	1.1	1	0	0	0 1 W
3-27	Gardner-Webb	^1.0	0	0	0	0 0
4- 4	Georgia	1.0	4	3	3	0 1
5- 8	#Wofford	1.0	1	2	2	0 2

#42 Josh Thrailkill, RHP

2007 • Fr.						
Date	Opponent	IP	H	R	ER	BB SO Dec
2-21	High Point	^2.0	4	2	2	0 2
3-27	Gardner-Webb	1.0	0	0	0	0 1
4- 4	Georgia	2.0	5	3	3	0 2

#22 Matt Vaughn, RHP

2006 • Fr.						
Date	Opponent	IP	H	R	ER	BB SO Dec
2-17	James Madison ⁽¹⁾	^1.0	1	1	1	1 1
3- 3	College of Charleston	2.0	0	0	0	0 3
3-10	Kansas	1.0	2	2	2	1 0
3-15	Gardner-Webb	1.0	2	1	1	0 0
3-22	Elon	2.0	0	0	0	0 3
3-28	Georgia	1.2	3	4	1	2 2
3-31	*Miami (FL)	0.2	1	0	0	0 0
4- 4	Western Carolina	^1.0	5	6	5	3 1 L
4- 9	*Maryland	1.0	1	0	0	0 1
4-12	South Carolina	^1.0	2	1	1	0 2
4-16	*Georgia Tech	0.0	3	4	4	0 0
5- 8	*Duke ⁽²⁾	1.0	1	0	0	0 2
5-20	*Wake Forest	0.0	1	0	0	0 0

2007 • So.						
Date	Opponent	IP	H	R	ER	BB SO Dec
2-18	George Mason	2.0	3	3	3	2 1
2-24	Pacific ⁽²⁾	^2.0	1	0	0	1 3 S
3- 9	Memphis	3.1	1	0	0	0 6
3-16	*Duke	1.0	3	3	0	0 2
3-18	*Duke	4.0	2	0	0	0 3 W
3-27	Gardner-Webb	^5.0	5	2	1	1 5 W
4- 6	*Virginia Tech ^V	^5.0	7	2	2	2 3 W
4-18	South Carolina	4.2	3	1	1	1 3
4-24	Elon	2.1	2	1	1	1 3
4-28	*Georgia Tech	0.2	2	0	0	0 0
5- 6	*Boston College ⁽²⁾	^4.2	2	0	0	2 4 W
5-11	*Florida State	1.0	5	6	3	0 1
5-17	*N.C. State	1.2	4	1	1	1 1
5-25	+Wake Forest	0.2	0	0	0	1 1
6- 3	\$Coastal Carolina	0.1	1	0	0	2 0
6- 8	¶Mississippi State	^1.0	0	0	0	0 1

#31 P.J. Zocchi, RHP

2004 • Fr.						
Date	Opponent	IP	H	R	ER	BB SO Dec
2-24	Charlotte	1.0	1	0	0	0 0
2-29	^o Georgia Southern	3.0	1	0	0	0 5
3- 3	Gardner-Webb	^2.0	5	3	3	2 2

2005 • *Fr.						
Date	Opponent	IP	H	R	ER	BB SO Dec
4-19	Western Carolina	^2.0	1	0	0	1 1 W
4-27	Wofford	^3.0	1	1	1	2 0
5- 1	*Georgia Tech	1.1	2	0	0	1 1
5-14	*Wake Forest	0.2	2	3	3	2 1

2006 • *So.						
Date	Opponent	IP	H	R	ER	BB SO Dec
2-19	James Madison	1.0	2	0	0	0 3
2-24	Mercer	1.1	1	0	0	3 0
3- 3	College of Charleston	^6.0	5	0	0	2 4 W
3-11	Kansas	2.2	3	2	2	2 5
3-18	*Virginia	0.1	4	3	1	0 1
3-22	Elon	^1.2	2	4	4	4 3
3-29	Georgia	^5.0	8	6	6	1 6 W
4- 4	Western Carolina	5.0	5	1	1	0 7
4-11	Western Carolina	^6.0	3	1	0	4 2 W
4-16	*Georgia Tech	2.0	4	3	2	1 3
4-19	Furman	^6.0	4	1	1	2 6
4-29	*Virginia Tech	3.0	2	0	0	1 4
5- 8	*Duke ⁽¹⁾	1.1	0	0	0	1 2 W
5-16	College of Charleston	^8.2	5	0	0	1 8 W
5-24	+Wake Forest	^6.0	4	1	1	1 3 W
5-28	+N.C. State	^0.1	0	0	0	0 1 S
6- 9	¶Oral Roberts	5.0	6	1	1	1 3
6-20	!Cal State Fullerton	6.0	7	2	2	2 5

2007 • *Jr.						
Date	Opponent	IP	H	R	ER	BB SO Dec
2-16	George Mason	^6.0	1	0	0	0 6 W
2-23	Pacific	^3.2	4	3	3	3 4
2-28	Winthrop	^5.0	9	4	3	1 3
3- 7	Coastal Carolina	^5.1	5	0	0	0 3 W

3-16	*Duke	^7.0	3	0	0	3 8 W
3-23	*Maryland	^3.0	8	3	3	4 6
3-30	*Miami (FL)	^4.0	5	4	4	2 5 L
4- 4	Georgia	0.2	3	3	3	2 0
4-15	*Wake Forest	0.2	1	2	2	0 0
4-24	Elon	^3.0	5	6	6	4 2
4-29	*Georgia Tech	3.2	3	2	1	3 2
5- 6	*Boston College ⁽¹⁾	2.0	2	2	2	1 2
5- 9	Furman	4.0	6	2	2	0 7 L
5-15	College of Charleston	^5.0	7	5	4	1 2 W
5-19	*N.C. State	^2.1	2	0	0	2 4 S
6- 4	\$Coastal Carolina	^1.0	1	0	0	0 2
6- 9	¶Mississippi State	2.0	2	0	0	0 0

#20 Matt Zoltak, LHP

2007 • Fr.						
Date	Opponent	IP	H	R	ER	BB SO Dec
2-24	Pacific ⁽²⁾	2.0	2	0	0	0 3
3- 7	Coastal Carolina	1.2	0	0	0	0 0
3-14	Georgia Southern	2.0	1	0	0	0 2
3-18	*Duke	0.2	1	0	0	0 1
3-23	*Maryland	1.0	0	1	1	1 1 L
3-28	Western Carolina	1.2	2	0	0	1 2 W
3-30	*Miami (FL)	0.2	1	1	1	1 0
4- 1	*Miami (FL)	0.1	3	2	2	0 0 L
4- 4	Georgia	^3.0	4	1	1	1 1
4-13	*Wake Forest	1.0	1	1	1	1 1
4-18	South Carolina	^2.1	3	3	3	2 1 L
4-29	*Georgia Tech	0.0	1	0	0	0 0
5- 8	#Wofford	^1.0	0	0	0	0 1
5-11	*Florida State	0.2	3	1	1	0 1
5-15	College of Charleston	1.0	1	1	1	1 1
5-17	*N.C. State	0.2	0	2	2	4 0
6- 4	\$Coastal Carolina	1.0	0	0	0	0 1

• - start; ^ - finished game; * - ACC regular-season game; ^o - Keith LeClair Invitational at Greenville, NC; % - Baseball at The Beach at Myrtle Beach, SC; # - Greenville, SC; + - ACC Tournament; \$ - NCAA Regional; ¶ - NCAA Super Regional; ! - College World Series at Omaha, NE; ^c - due to inclement weather, game was completed on Apr. 19 at Clemson, SC; ^v - due to inclement weather, game was completed on Apr. 7; Note: **Bold** denotes a Clemson home game.



Righthander P.J. Zocchi had an 11-2 career record and was a part of many postseason wins during his four seasons at Clemson.

The 2007 season saw Clemson continue several records of success. The Tigers extended their streak of consecutive 39-win seasons to 22. Clemson also earned its 21st straight regional appearance and played in a super regional for the seventh time in the ninth year of the format.

Head Coach Jack Leggett also joined a distinguished club. With a 5-0 win at Maryland on March 25, he became just the 29th head coach in Division I history to reach the 1,000-win mark. He also became the second-youngest coach, at 53 years and 20 days, to reach the historic figure.

Clemson continued its tradition of playing a rigorous schedule, as 34 of the Tigers' 64 games were against teams that competed in the 2007 NCAA Tournament. Clemson compiled an 18-16 record against the teams in the field, including an 11-10 record away from home. The Tigers, who totaled 22 come-from-behind wins, also went 11-9 against top-25 ranked teams, including winning 10 of the last 14 games.

The pitching staff finished the season with a 3.73 team ERA. Daniel Moskos was one of the leaders of the pitching staff with six saves and 27 appearances, including 10 starts. He struck out 78 in 79.1 innings pitched and had a 3.29 ERA.

D.J. Mitchell, one of the team's most versatile players, made seven starts on the mound along with 33 starts in the outfield. The sophomore righty was 5-0 with a 3.27 ERA in 15 appearances. At the plate, he had a .208 batting average and two home runs.

Three Tigers had six victories. Sophomore lefty Ryan Hinson made 14 starts in 19 appearances and

had a 6-2 record with a 2.74 ERA, fifth-best in the ACC. Junior righty David Kopp was 6-3 in a team-high 99.2 innings pitched over 18 starts and had a 3.79 ERA. Junior Alan Farina was the final Tiger with six wins, as he was 6-3 with a 3.77 ERA in 25 outings. The righty struck out 72 in 57.1 innings pitched and had a .206 opponents' batting average.

Stephen Clyne emerged as one of the top relievers with a 5-2 record and 2.58 ERA in a team-high 31 appearances, all out of the bullpen. Other key contributors included Matt Vaughn, who in 16 appearances was 4-0 with a 2.75 ERA. P.J. Zocchi was also 4-2 in 17 appearances (nine starts).

Clemson returned only four starters in the field from the 2006 squad that finished 53-16 and played in the College World Series. Brad Chalk, Andy D'Alessio, Taylor Harbin, and Stan Widmann were joined by veterans Doug Hogan and Marquez Smith along with freshmen Wilson Boyd, J.D. Burgess, Addison Johnson, Alex Lee, and Ben Paulsen.

Chalk led Clemson offensively with a .366 batting average and .483 on-base percentage thanks to 32 walks and only 16 strikeouts. He had a streak of reaching base via a hit, walk, or hit-by-pitch that lasted 50 games from 2006 to 2007. Hogan also was a leader at the plate, hitting .350 with 13 homers, 15 doubles, and 46 RBIs thanks in part to a 12-for-20 performance in the NCAA Tournament.

D'Alessio again led the team in power production, as he hit 17 homers with 50 RBIs and a .634 slugging percentage. Joining D'Alessio in the power department were Harbin and Smith. Smith, who was the only Tiger to start all 64 games, tied for second on the team with 13 homers, and he added 13 doubles, 56 RBIs, and a .560 slugging percentage. Harbin hit 11 homers along with 19 doubles for a .510 slugging percentage and team-high 62 RBIs.

Widmann looked to have a promising year at shortstop before a neck injury forced him out after only six games. In those games, he batted .409 with six RBIs and a .682 slugging percentage. With Widmann's injury, Burgess was thrust into action and led the team with 13 sacrifice bunts in 55 games. He also hit .340 in the last 14 games.

Johnson and Boyd provided solid play in the outfield and contributed at the plate during their freshman seasons. Boyd appeared in 62 games, batting .285 with 30 RBIs. Johnson started 58 games and hit .286 with 25 walks and 23 RBIs. He was one of the hottest Tigers in the NCAA Tournament, as he was 10-for-20 in the last six games.

Paulsen held down the DH spot for a majority of the season, as he hit .258 with five homers and 20 RBIs. Lee proved to be a reliable bat off the bench, hitting .288 in 37 games. Like Johnson, Lee had many clutch hits down the stretch.

Following the season, Smith was named First-Team All-ACC, the lone first-team selection for the Tigers. Moskos, Chalk, and Harbin all made the second team. Moskos, Vaughn, and Lee were also All-ACC Academic selections.

The Tigers had a school-record 11 players taken in the Major League draft, tied for second-most in the nation. Seven Tigers were taken within the first eight rounds, including Moskos with the #4 overall pick by the Pirates. It tied for the second-highest draft pick in school history in any sport.

For the second consecutive season, the Tigers found themselves ranked #1 by **Baseball America**

2007 Team Accomplishments

- Played in the NCAA Tournament for the 21st straight year. It is the third-longest streak in NCAA history, trailing only Miami (FL) (35) and Florida State (30).
- Won at least 39 games for the 22nd straight season.
- Played in a super regional for the seventh time in the ninth year of that format, tied for second-most in the nation.
- Finished in the top four in the ACC overall standings for the 14th time in 14 seasons under **Jack Leggett**.
- Finished ranked in the top 15 in all three major polls.
- Defeated a top-three Florida State team three times in four meetings, all played in the state of Florida. The Tigers beat the #2 Seminoles twice in three games at Tallahassee and once in the ACC Tournament.
- Had a school-record 11 players selected in the Major League draft.
- Averaged 4,810 fans per home date, sixth-best in the nation, best in the ACC, and the highest figure in school history.

before they even played a game. Clemson started the year hosting George Mason. The Tigers won the season-opener 14-0 and dropped game-two 5-1. Clemson rebounded with a come-from-behind 5-4 victory to win the series.

The following week, the Tigers welcomed High Point and Pacific to Tigertown, and they responded with four wins in four games. The Tigers defeated High Point 11-3 in a fog-shortened, six-inning game and swept Pacific with three come-from-behind wins.

The Tigers split their next four games, all against in-state opponents. After defeating Winthrop 6-4, Clemson was swept by #4 South Carolina in a weekend home-and-home series by scores of 12-0 and 3-2. Clemson rebounded by defeating Coastal Carolina 4-0 in a preview of a regional matchup.

Clemson wrapped up non-conference, week-end play against Memphis. Clemson took two of three games from Memphis, including a four-hitter in the series-clinching 7-2 win. Following a three-hit shutout of Georgia Southern, Clemson headed into ACC play with an 11-4 record.



Along with 11 home runs and a team-high 62 RBIs, Taylor Harbin had a solid .952 fielding percentage at shortstop in 2007 after moving over from second base.

2007 Starts By Position

Pitcher		Left Field	
# Player	GS	# Player	GS
47 David Kopp	18	18 Addison Johnson	52
45 Ryan Hinson	14	19 Alex Lee	6
41 Daniel Moskos	10	12 Wilson Boyd	4
31 P.J. Zocchi	9	9 D.J. Mitchell	2
9 D.J. Mitchell	7	Center Field	
25 Alan Farina	2	# Player	GS
20 Matt Zoltak	2	8 Brad Chalk	43
42 Josh Thrailkill	1	9 D.J. Mitchell	15
22 Matt Vaughn	1	18 Addison Johnson	6
Catcher		Right Field	
# Player	GS	# Player	GS
30 Doug Hogan	59	12 Wilson Boyd	39
13 Alex Burg	5	9 D.J. Mitchell	16
First Base		13 Alex Burg	8
# Player	GS	19 Alex Lee	1
24 Andy D'Alessio	58	Designated Hitter	
10 Ben Paulsen	6	# Player	GS
Second Base		10 Ben Paulsen	39
# Player	GS	13 Alex Burg	11
1 J.D. Burgess	44	30 Doug Hogan	3
3 David Bunnell	14	12 Wilson Boyd	2
4 Taylor Harbin	6	8 Brad Chalk	2
Shortstop		19 Alex Lee	2
# Player	GS	29 Tim Morris	2
4 Taylor Harbin	57	24 Andy D'Alessio	1
6 Stan Widmann	6	44 Buddy Munroe	1
1 J.D. Burgess	1	35 Marquez Smith	1
Third Base		Note: Bold denotes returning player; 51.4 percent of the starts return in 2008.	
# Player	GS		
35 Marquez Smith	63		
10 Ben Paulsen	1		



2007 Individual Honors

#12 Wilson Boyd • OF • *Fr.

- Bob Bradley Award winner as Clemson's MVP of the four-game series against South Carolina

#8 Brad Chalk • OF • Jr.

- Brooks Wallace Award Watch List
- Second-Team All-ACC selection
- Myrtle Beach (SC) Regional All-Tournament selection
- Second-Team Academic All-District III by **ESPN The Magazine**

#24 Andy D'Alessio • 1B • Sr.

- Second-Team All-ACC by SEBaseball.com
- Myrtle Beach (SC) Regional MVP
- Myrtle Beach (SC) Regional All-Tournament selection
- National Player-of-the-Week by **Collegiate Baseball**
- ACC Player-of-the-Week

#4 Taylor Harbin • 2B/SS • Jr.

- Second-Team All-ACC selection
- Myrtle Beach (SC) Regional All-Tournament selection
- Second-Team Academic All-District III by **ESPN The Magazine**

#30 Doug Hogan • C • *Fr.

- Myrtle Beach (SC) Regional All-Tournament selection
- ACC Player-of-the-Week

#47 David Kopp • RHP • Jr.

- All-ACC Tournament selection

#19 Alex Lee • OF • Fr.

- All-ACC Academic Team member

#41 Daniel Moskos • LHP • Jr.

- Golden Spikes Award Semifinalist
- Roger Clemens Award Watch List
- Second-Team All-ACC selection
- All-ACC Academic Team member

#35 Marquez Smith • INF • Sr.

- First-Team All-ACC selection
- Second-Team All-ACC by SEBaseball.com
- Myrtle Beach (SC) Regional All-Tournament selection
- ACC Player-of-the-Week

#22 Matt Vaughn • RHP • So.

- All-ACC Academic Team member

The Tigers swept Duke at home by a combined score of 22-12. Harbin's three-run homer paced the Tigers to a 6-4 opening victory. After a 7-2 win in game-two, Clemson capped off the sweep with a 9-6 victory in which every Tiger starter scored a run. Vaughn also picked up his first career victory.

Clemson traveled to Cullowhee, NC for a mid-week game against Western Carolina and lost 6-3. Mitchell hit his first career home run and Clyne had his consecutive-scoreless-inning streak come to an end at 31.1. Clemson continued on the road to Maryland, where the Terrapins took two of three from the Tigers even though Clemson outscored Maryland by a combined score of 9-8 in the series.

The Tigers' offense exploded the next two games, picking up victories over Gardner-Webb and Western Carolina. In the 14-2 win over Gardner-Webb, Paulsen went 5-for-5 with a homer and six RBIs. The following night against the Catamounts, the potent offense continued, as 10 Tigers had at least one hit and 12 scored at least one run in the 15-6 victory.

Miami (FL) took two of the three games from the Tigers during a weekend series at Doug

Kingsmore Stadium. After Clemson built a 3-0 lead, the Hurricanes responded with 10 unanswered runs to take the opener. The loss snapped Clemson's 21-game home ACC winning streak and seven-game winning streak over the Hurricanes. The following night, three Tiger pitchers combined to three-hit Miami in Clemson's 4-1 victory. Miami took the series with a rain-soaked 7-6 win in game-three.

Clemson then took on Georgia in the annual midweek, home-and-home series. In Athens, the Tigers defeated the Bulldogs 4-2 behind Farina's 3.1 scoreless innings pitched in relief. The following night at Clemson, the teams combined to score 21 runs and used 13 pitchers. The Tigers were down by five runs on two separate occasions, but they rallied each time. Johnson drove in Mitchell with a walkoff double to win the game 11-10. Clemson swept the regular-season series with Georgia for the first time since 2004.

Clemson continued its winning ways in Blacksburg, as it swept Virginia Tech. In game-one, Smith hit a two-run homer deep into the night to lead Clemson to a 6-3 win in a game that started on April 6 and ended the next day due to snow. After Kopp pitched 7.0 innings to lead Clemson to an 8-5 win in game-two, the Tigers swept the series with a 5-2 win on Hogan's three-run homer in the 10th inning.

The Tigers continued to play well on the road in the ACC, as they took two of three games from Wake Forest. In the series, the Clemson pitching staff combined for 30 strikeouts against only four walks. Boyd, Chalk, and Paulsen each had five hits apiece to lead the Tigers in the series. Moskos, making just his second career start, pitched 6.0 strong innings to help lead the Tigers to a 6-2 series-opening win. After dropping a 6-5 decision in game-two, Clemson escaped with a 5-4 win in game-three to claim the series. The finale was called in the bottom of the ninth due to inclement weather.

Clemson then headed to Columbia to take on #4 South Carolina in game-three of the season series. Behind four solo homers, the Gamecocks defeated the Tigers 4-2 to clinch the season series. D'Alessio was responsible for both Tiger runs, as he had an RBI groundout and solo home run.

Clemson returned home for an 11-game homestand that started with the Tigers hosting #6 Virginia. The series proved to be a pitching battle, as the teams combined to score only 14 runs. The Tiger pitching staff had a 1.33 ERA in the series, allowing only four earned runs in 27.0 innings pitched. After dropping game-one 5-3 and game-two 3-0, the Tigers took game-three of the series with a 2-1 victory. Hinson, who took a no-hitter into the seventh inning, pitched 6.1 scoreless innings of one-hit ball lead the Tigers to the win.

The Tigers then dropped a 13-12 slugfest to Elon. Hogan led the Tigers with a grand slam and solo homer. The following night, Clemson welcomed #5 South Carolina to town for the final game of the season series. The Tigers pounded the Gamecocks 14-5, as all 10 Tigers who played in the field scored



Doug Hogan's walkoff home run capped Clemson's 3-2 comeback win over #19 Georgia Tech on April 27, 2007.

at least one run and nine had at least one hit. Boyd went 2-for-4 and received the Bob Bradley Award as Clemson's MVP in the series.

The following weekend saw the Tigers welcome #19 Georgia Tech to Doug Kingsmore Stadium. The Tigers claimed game-one with a come-from-behind 3-2 win in 11 innings. Hogan hit a walkoff homer to lift the Tigers to victory after they trailed 2-0 heading into the bottom of the ninth inning. Riding momentum from the previous game, Clemson defeated the Yellow Jackets again in game-two by a score of 10-3. D'Alessio went 4-for-4 with two solo homers. Clemson scored in seven of the eight innings in which it batted. The Tigers dropped the final game, as Georgia Tech won 6-3.

After a break for final exams, the Tigers welcomed Boston College in the first-ever meetings between the teams at Clemson. D'Alessio helped get the Tigers off to a good start in the series with a leadoff home run in the eighth inning to lead the Tigers to a 4-3 victory. Following a back-and-forth battle in game-two that saw the Tigers on the short end of an 8-6 decision, Smith led Clemson to a series victory in a 7-6 come-from-behind win. In the contest, Smith hit a two-run homer early in the game and blasted a grand slam in the seventh inning to put Clemson ahead for good. He was 3-for-4 with two homers, a double, and six RBIs in the game.

Clemson then played back-to-back games against Southern Conference teams Wofford and Furman. The Wofford game, held at Greenville's West End Field, was an offensive explosion for the Tigers. They totaled 15 hits, including five home runs, and nine walks. D'Alessio led the Tiger attack with two homers, while Harbin, Hogan, and Paulsen each added solo long balls. The following night, Clemson hosted Furman and fell by a score of 6-3.

Clemson then ventured to Tallahassee to take on #2 Florida State. After Florida State trounced the Tigers 11-1 in the opening game, Clemson responded with a 7-6 come-from-behind win in game-two. The Tigers fell behind 6-1, but the offense began battling back. Farina held the Seminole bats at

bay, pitching 4.1 scoreless innings of relief. The Tigers' comeback was completed by a three-run ninth inning, highlighted by a two-run double by Harbin. The loss was the Seminoles' first of the year when leading at any time past the third inning.

In the deciding game of the series, D'Alessio led the Clemson offense, going 3-for-5 with two homers and five RBIs in an 11-6 victory. Mitchell, making his first career weekend start, pitched 6.0 effective innings to earn the win. The victory gave the Tigers their first series victory in Tallahassee since 1993. Clemson also handed Florida State its only series loss of the season at home.

The Tigers returned to Doug Kingsmore Stadium for their final home game of the season against College of Charleston. Behind a 10-run fourth inning, Clemson won 19-7 to improve its record to 18-0 all-time against the Cougars. Every Tiger starter scored at least one run and the leadoff batter reached base in all eight innings in which Clemson batted.

Clemson took to the road for its final regular-season series at Raleigh, NC to face N.C. State. After dropping the first two games of the series, the Tigers rebounded to win the series-finale 6-3 behind Hogan along with strong pitching performances from Hinson and Zocchi. Hogan went 3-for-5 with a homer, double, and three RBIs. Hinson pitched 2.0 innings of one-hit ball in relief to earn the win and Zocchi picked up the save with 2.1 scoreless innings pitched. With the victory, the Tigers finished in second place in the ACC Atlantic Division and earned the #4 seed for the ACC Tournament at The Baseball Grounds of Jacksonville (FL).

In game-one in Jacksonville, Clemson defeated Miami 5-4 on Lee's walkoff suicide squeeze bunt in the 13th inning. Farina pitched 3.2 innings of one-hit ball to earn the win. The following day,

Wake Forest defeated Clemson 3-2 on a walkoff single. In the Tigers' third game, Kopp pitched his first career complete game and led the Tigers to a 5-1 win over #3 Florida State. Kopp allowed six hits, one unearned run, and struck out seven to earn All-ACC Tournament honors. With the win, the Tigers handed Bryan Henry his first loss in 15 decisions in 2007, and Clemson defeated the Seminoles three times in four meetings, all in the state of Florida. However, Clemson did not advance to the championship game due to the tiebreaker in the new round-robin format.

Clemson headed to Coastal Federal Field to play in the Myrtle Beach (SC) Regional during the opening weekend of the NCAA Tournament. Clemson, seeded #2, took on Saint John's in the opening game of the regional. Chalk hit a two-out, run-scoring single in the bottom of the ninth inning to cap Clemson's 3-2 come-from-behind win. Moskos pitched a career-high 8.0 innings, allowing only one run on seven hits. With the win, the Tigers advanced to meet host Coastal Carolina in the win-

ners' bracket. Clemson won 11-8 behind D'Alessio's 3-for-4 day that included two doubles, a homer, and four RBIs. Boyd, Harbin, and Hogan each joined D'Alessio with three hits apiece to lead the Tigers' 16-hit attack.

Clemson then pounded out 20 hits in the championship game of the regional and defeated Coastal Carolina 15-3. Four different Tigers, including Smith, Chalk, D'Alessio, and Harbin, had at least three hits for the second game in a row. Mitchell pitched 5.0 innings to earn the win. D'Alessio was named regional MVP after going 6-for-12 with three doubles, two homers, six RBIs, and six runs scored. Joining D'Alessio on the all-tournament team were Chalk, Harbin, Hogan, and Smith. With the win, the Tigers advanced to the Starkville (MS) Super Regional.

In the super-regional opener, Clemson lost 8-6 after Mississippi State rallied back from a 5-2 deficit. D'Alessio hit a two-run homer in the top of the sixth inning for his 59th career home run, tying the Clemson career record. Harbin and Hogan also added solo blasts in the contest.

The following day, the Bulldogs advanced to Omaha with an 8-5 win in front of a super-regional record 13,715 fans. Smith and Hogan led the Tiger attack with three hits apiece. In the series, Hogan was 5-for-7 (.714) with two homers and three RBIs, while he also ended the season on a 15-game hitting streak. Johnson (3-for-5) and Smith (4-for-7) were among the other leading Tiger hitters.

Clemson finished the season with a 41-23 overall record and was ranked #15 by **Baseball America**, #12 by **Collegiate Baseball**, and #13 by **Sports Weekly** in the final polls.

For the fourth year in a row, Clemson set a home attendance record. The Tigers averaged 4,810 fans, the sixth-highest figure in the nation, in 34 home dates.



The Tigers won all three games in the Myrtle Beach Regional to advance to a super regional for the seventh time.

2007 Final Polls

Baseball America				Collegiate Baseball				Sports Weekly			
Rk	School	W-L	Pvs	Rk	School	W-L	Pts	Rk	School	W-L	Pts
1.	Oregon State	49-18	6	1.	Oregon State	49-18	496	1.	Oregon State (31)	49-18	775
2.	North Carolina	57-16	2	2.	North Carolina	57-16	493	2.	North Carolina	57-16	744
3.	Rice	56-14	1	3.	Rice	56-14	492	3.	Rice	56-14	706
4.	California-Irvine	47-17-1	4	4.	California-Irvine	47-17-1	489	4.	California-Irvine	47-17-1	673
5.	Arizona State	49-15	3	5.	Arizona State	49-15	488	5.	Arizona State	49-15	661
6.	Vanderbilt	54-13	5	6.	Louisville	47-24	486	6.	Louisville	47-24	573
7.	Louisville	47-24	8	7.	Cal State Fullerton	38-25	483	7.	Cal State Fullerton	38-25	545
8.	Mississippi State	38-22	7	8.	Mississippi State	38-22	479	8.	Mississippi State	38-22	509
9.	Cal State Fullerton	38-25	9	9.	Vanderbilt	54-13	469	9.	Vanderbilt	54-13	490
10.	South Carolina	46-20	10	10.	Florida State	49-13	467	10.	South Carolina	46-20	462
11.	Texas	46-17	11	11.	South Carolina	46-20	465	11.	Wichita State	53-22	392
12.	Texas A&M	48-19	12	12.	Clemson	41-23	462	12.	Texas A&M	48-19	371
13.	Wichita State	53-22	13	13.	Wichita State	53-22	460	13.	Clemson	41-23	367
14.	Florida State	49-13	14	14.	Texas A&M	48-19	457	14.	Texas	46-17	341
15.	Clemson	41-23	15	15.	Virginia	45-16	454	15.	Florida State	49-13	315
16.	Virginia	45-16	16	16.	San Diego	43-18	452	16.	Mississippi	40-25	313
17.	Mississippi	40-25	17	17.	Texas	46-17	450	17.	Virginia	45-16	294
18.	San Diego	43-18	18	18.	Arkansas	43-21	449	18.	Michigan	42-19	289
19.	Michigan	42-19	19	19.	Mississippi	40-25	446	19.	Oklahoma State	42-21	245
20.	Coastal Carolina	50-13	20	20.	Michigan	42-19	444	20.	San Diego	43-18	187
21.	Arkansas	43-21	21	21.	Oklahoma State	42-21	441	21.	Arkansas	43-21	177
22.	UCLA	33-28	22	22.	Arizona	42-17	438	22.	UCLA	33-28	172
23.	Oklahoma State	42-21	23	23.	UCLA	33-28	437	23.	Coastal Carolina	50-13	126
24.	Missouri	42-18	24	24.	Coastal Carolina	50-13	435	24.	Missouri	42-18	88
25.	Texas Christian	48-14	25	25.	California-Riverside	38-21	432	25.	Arizona	42-17	71



Game 1 • Clemson 14, George Mason 0

February 16, 2007 • Doug Kingsmore Stadium • Clemson, SC

In game-one on February 16, #1 Clemson totaled 20 hits in a 14-0 win over George Mason at Doug Kingsmore Stadium. Every Tiger starter had at least one hit, including two homers and three RBIs by **Doug Hogan**. Clemson's eight-run seventh inning put the game out of reach.

George Mason 0 (0-1)										Clemson 14 (1-0)									
Player	AB	R	H	RBI	BB	SO	PO	A		Player	AB	R	H	RBI	BB	SO	PO	A	
Wiggins, CF	4	0	0	0	0	2	5	0		Johnson, LF	5	2	1	0	1	0	1	0	
Fournier, 2B	4	0	1	0	0	1	4	3		Chalk, CF	6	1	3	2	0	1	0	0	
Romanow, 1B	3	0	0	0	0	0	9	0		Harbin, 2B/SS	5	1	3	2	0	1	3	2	
Krieger, LF	3	0	0	0	0	1	0	0		Bunnell, PH/2B	1	0	1	0	0	0	0	1	
Ju. Bour, DH	3	0	0	0	0	0	0	0		D'Alessio, 1B	5	2	1	2	0	0	7	0	
Ja. Bour, C	3	0	1	0	0	0	1	1		Morris, 1B	1	0	0	0	0	0	5	0	
Brecko, RF	3	0	0	0	0	1	1	0		Smith, 3B	4	1	1	0	0	0	0	3	
Uphouse, 3B	3	0	0	0	0	1	2	2		Burg, DH	4	0	2	1	0	0	0	0	
Weiss, SS	3	0	0	0	0	1	2	3		Widmann, SS	3	2	2	0	1	0	2	2	
										Burgess, PH/2B/SS	1	0	1	0	0	0	0	0	
										Boyd, RF	4	2	2	1	0	0	2	0	
										Paulsen, PH	1	0	0	0	0	0	0	0	
										Lee, RF	0	0	0	0	0	0	0	0	
										Hogan, C	5	3	3	3	0	0	7	1	
										Ward, C	0	0	0	0	0	0	0	0	
Totals	29	0	2	0	0	7	24	9		Totals	45	14	20	11	2	2	27	11	

Score By Innings

	R	H	E
George Mason	0	0	0
Clemson	1	2	1

E - Fournier (1), Krieger (1), Ja. Bour (1), Uphouse (1). **DP** - George Mason 2. **LOB** - George Mason 4, Clemson 11. **2B** - Ja. Bour (1), Harbin (1), Bunnell (1), Smith (1). **3B** - Widmann (1). **HR** - Hogan 2 (2). **HBP** - Romanow, Krieger, Smith. **SF** - Burg (1).

George Mason									Clemson								
	IP	H	R	ER	BB	SO	AB	BF		IP	H	R	ER	BB	SO	AB	BF
Pannell (R)	6.0	10	5	2	1	1	28	31	Zocchi (R)	6.0	1	0	0	0	6	19	21
Mengle (R)	0.1	3	5	4	1	0	5	6	Mitchell (R)	2.0	0	0	0	0	1	6	6
Rosenberg (L)	0.2	5	3	3	0	0	7	7	Clyne (R)	1.0	1	0	0	0	0	4	4
McLean (L)	1.0	2	1	1	0	1	5	5									
Totals	8.0	20	14	9	2	2	45	49	Totals	9.0	2	0	0	0	7	29	31

Win - Zocchi (1-0). **Loss** - Pannell (0-1).

Umpires: HP - David Savage, 1B - Mike Mazzarisi, 3B - Toby Basner

Start - 4:10 PM. **Finish** - 6:27 PM. **Time** - 2:17. **Attendance** - 5,356

Game 3 • Clemson 5, George Mason 4

February 18, 2007 • Doug Kingsmore Stadium • Clemson, SC

In game-three on February 18, #1 Clemson rallied from a 4-2 deficit to defeat George Mason 5-4 at Doug Kingsmore Stadium. The Patriots scored three runs in the fifth inning, but **Marquez Smith** hit a two-out, two-run homer in the seventh inning to tie the score. After getting out of a jam in the top of the eighth inning, the Tigers plated the go-ahead run in the bottom of the eighth when **Taylor Harbin's** sharp grounder to third was booted by **Ryan Uphouse**, allowing **Doug Hogan** to score. The Patriots outhit the Tigers 8-6, but George Mason pitchers allowed nine walks. **Daniel Moskos** pitched the final 1.2 innings without allowing a hit or run to pick up the win. Clemson also stole four bases, but left 11 runners on base.

George Mason 4 (1-2)										Clemson 5 (2-1)									
Player	AB	R	H	RBI	BB	SO	PO	A		Player	AB	R	H	RBI	BB	SO	PO	A	
Wiggins, CF	0	1	0	0	2	0	0	0		Johnson, LF	3	1	0	0	2	0	3	0	
Laird, RF	3	0	0	0	0	0	0	0		Chalk, CF	4	1	2	0	1	0	1	0	
Fournier, RF/CF	4	1	1	0	1	0	4	0		Harbin, 2B	4	0	0	1	1	1	1	2	
Romanow, 1B	5	1	2	2	0	1	15	0		D'Alessio, 1B	3	0	0	0	2	0	11	1	
Krieger, LF	3	0	0	0	2	3	1	0		Smith, 3B	4	1	1	2	0	0	1	2	
Ja. Bour, DH	4	0	0	1	0	1	0	0		Boyd, RF	2	0	0	0	0	0	1	0	
Henderson, C	4	0	2	0	0	0	2	0		Burgess, PH	1	0	0	0	0	0	0	0	
Uphouse, 3B	3	0	1	0	0	1	0	2		Lee, RF	0	0	0	0	1	0	0	0	
Palumbo, 2B	3	0	0	0	1	1	2	6		Widmann, SS	4	1	2	0	0	0	1	4	
Weiss, SS	4	1	2	0	0	1	0	4		Paulsen, DH	1	0	0	0	1	0	0	0	
										Burg, PH/DH	2	0	0	0	0	0	0	0	
										Hogan, C	3	1	1	0	1	0	8	2	
Totals	33	4	8	3	6	8	24	13		Totals	31	5	6	3	9	1	27	14	

Score By Innings

	R	H	E
George Mason	0	0	1
Clemson	1	0	0

E - Laird (1), Uphouse (2), Harbin (2). **DP** - George Mason 1. **LOB** - George Mason 9, Clemson 11. **3B** - Uphouse (1). **HR** - Smith (1). **SH** - Uphouse (1). **SB** - Wiggins (1), Johnson (1), Harbin (1), Widmann (2).

George Mason									Clemson								
IP	H	R	ER	BB	SO	AB	BF		IP	H	R	ER	BB	SO	AB	BF	
Brecko (R)	4.0	2	2	1	6	0	15	21	Hinson (L)	4.0	3	1	1	3	3	13	17
Gerjets (L)	2.2	1	1	1	2	1	8	10	Vaughn (R)	2.0	3	3	3	2	1	9	11
Koziol (R)	1.0	3	2	1	1	0	6	7	Clyne (R)	1.1	2	0	0	0	2	6	6
Flasher (R)	0.1	0	0	0	0	0	2	2	Moskos (L)	1.2	0	0	0	1	2	5	6
Totals	8.0	6	5	3	9	1	31	40	Totals	9.0	8	4	4	6	8	33	40

Win - Moskos (1-0). **Loss** - Koziol (0-1).

Umpires: HP - Toby Basner, 1B - David Grooms, 3B - Mike Mazzarisi

Start - 12:01 PM. **Finish** - 2:55 PM. **Time** - 2:54. **Attendance** - 4,571

Game 2 • George Mason 5, Clemson 1

February 17, 2007 • Doug Kingsmore Stadium • Clemson, SC

In game-two on February 17, **Jason Bour** hit a three-run homer in the sixth inning to give George Mason the lead for good in its 5-1 victory over #1 Clemson at Doug Kingsmore Stadium. After **David Kopp** pitched 5.0 scoreless innings, George Mason scored four runs in the sixth inning off two Tiger relievers. Clemson, who saw its 17-game home winning streak come to an end, threw six wild pitches and committed three errors in the infield. Lefthander **Mike Modica** pitched 6.0 innings, allowing one hit and one run to earn the victory. He combined with **Jason Koziol** and **Jordan Flasher** to limit Clemson to just two hits in the contest. **Andy D'Alessio's** sacrifice fly in the fourth inning scored Clemson's only run of the game. **Brad Chalk's** 17-game hitting streak also came to an end, as he was 0-for-2 with two walks.

George Mason 5 (1-1)										Clemson 1 (1-1)									
Player	AB	R	H	RBI	BB	SO	PO	A		Player	AB	R	H	RBI	BB	SO	PO	A	
Wiggins, CF	5	0	1	0	0	1	3	0		Johnson, LF	4	0	0	0	0	1	1	0	
Fournier, 2B	4	1	1	0	1	1	5	2		Chalk, CF	2	1	0	0	2	0	0	0	
Romanow, DH	4	1	2	1	0	0	0	0		Harbin, 2B	4	0	1	0	0	0	1	2	
Krieger, LF	3	1	0	0	1	2	3	0		D'Alessio, 1B	2	0	1	1	1	1	9	0	
Ju. Bour, 1B	4	0	0	0	0	2	8	0		Smith, 3B	4	0	0	0	0	0	1	1	
Ja. Bour, C	4	1	1	3	0	1	3	0		Burg, C	3	0	0	0	1	0	12	1	
Henderson, RF	4	0	1	0	0	2	1	0		Widmann, SS	3	0	0	0	0	0	1	7	
Uphouse, 3B	4	0	1	0	0	1	0	4		Hogan, DH	2	0	0	0	0	1	0	0	
Weiss, SS	4	1	2	0	0	2	4	1		Boyd, PH/DH	1	0	0	0	0	0	0	0	
										Mitchell, RF	2	0	0	0	1	0	1	0	
Totals	36	5	9	4	2	12	27	10		Totals	27	1	2	1	5	3	27	11	

Score By Innings

	R	H	E
George Mason	0	0	0
Clemson	0	0	0

E - Harbin (1), D'Alessio (1), Smith (1). **DP** - Clemson 2. **LOB** - George Mason 6, Clemson 5. **2B** - Fournier (1), Romanow (1), Harbin (2). **HR** - Ja. Bour (1). **SF** - D'Alessio (1).

George Mason									Clemson								
	IP	H	R	ER	BB	SO	AB	BF		IP	H	R	ER	BB	SO	AB	BF
Modica (L)	6.0	1	1	1	4	3	17	22	Kopp (R)	5.0	4	0	0	1	5	18	19
Koziol (R)	2.0	0	0	0	1	0	6	7	Schnabel (R)	0.1	2	3	3	1	0	3	4
Flasher (R)	1.0	1	0	0	0	0	4	4	Farina (R)	1.2	2	2	1	0	3	8	8
									Fidrych (L)	1.0	0	0	0	0	3	3	3
									Moskos (L)	1.0	1	0	0	0	1	4	4
Totals	9.0	2	1	1	5	3	27	33	Totals	9.0	9	5	4	2	12	36	38

Win - Modica (1-0). **Loss** - Schnabel (0-1).

Umpires: HP - Mike Mazzarisi, 1B - John Register, 3B - Jason Bradley

Start - 2:02 PM. **Finish** - 4:35 PM. **Time** - 2:33. **Attendance** - 4,308

Game 4 • Clemson 11, High Point 3 (6 Innings)

February 21, 2007 • Doug Kingsmore Stadium • Clemson, SC

Game 5 • Clemson 8, Pacific 3

February 23, 2007 • Doug Kingsmore Stadium • Clemson, SC

In game-one on February 23, #2 Clemson overcame a 3-0 deficit to defeat Pacific 8-3 at Doug Kingsmore Stadium. Clemson scored three runs in the fifth inning to tie the score. In the sixth inning, Clemson scored five runs, highlighted by **Marquez Smith's** two-run single. **Doug Hogan** and **Stan Widmann** added solo homers as well. **Stephen Clyne** pitched 5.1 innings in relief to earn the win.

Pacific 3									(4-7)									Clemson 8									(4-1)								
Player	AB	R	H	RBI	BB	SO	PO	A		Player	AB	R	H	RBI	BB	SO	PO	A		Player	AB	R	H	RBI	BB	SO	PO	A							
Oliveira, C	3	1	1	0	2	0	2	2		Johnson, LF	3	1	0	0	1	0	0	0		Boyd, LF	1	0	0	0	0	1	1	0							
Manning, 1B/P	3	0	1	0	1	0	6	2		Chalk, CF	3	2	3	0	2	0	3	0		Harbin, 2B	4	2	3	2	0	0	1	1							
Baum, 3B	5	0	2	1	0	1	1	1		Burgess, PH/2B	0	0	0	0	1	0	0	1		D'Alessio, 1B	3	0	0	0	2	2	7	0							
Ching, 2B	3	0	0	0	0	1	3	4		Smith, 3B	4	0	2	3	0	0	0	1		Burg, DH	3	0	0	0	0	0	0	0							
Walker, DH	4	0	1	0	0	2	0	0		Paulsen, PH/DH	1	0	1	0	0	0	0	0		Widmann, SS	4	1	2	1	0	0	1	3							
Wideman, 1B	0	0	0	0	0	0	1	1		Hogan, C	4	2	3	1	0	0	9	1		Mitchell, RF	2	0	0	0	0	0	4	0							
Chamberlin, RF	3	1	1	0	1	1	5	0		Morris, PH	1	0	0	0	0	0	0	0		Lee, RF	0	0	0	0	0	0	0	0							
Hamren, LF	4	0	0	0	0	1	0	0		Totals	33	8	14	7	6	3	27	7																	
Powers, SS	4	0	0	0	0	2	3	2																											
Joines, CF	4	1	1	1	0	1	2	0																											
Totals	33	3	7	2	4	9	24	13																											

Score By Innings

	R	H	E
Pacific	0	0	1
Clemson	0	0	0

E - Hamren (1). DP - Pacific 1. LOB - Pacific 9, Clemson 8. 2B - Baum (4), Harbin (3), Widmann (1). 3B - Oliveira (2), Baum (1). HR - Joines (1), Widmann (1), Hogan (4). HBP - Manning, Ching. SH - Mitchell (1). CS - Chalk (1), Smith (1).

Pacific										Clemson									
IP	H	R	ER	BB	SO	AB	BF			IP	H	R	ER	BB	SO	AB	BF		
Centanni (L)	5.1	8	5	3	4	0	22	27		Zocchi (R)	3.2	4	3	3	3	4	14	18	
Pasma (L)	0.1	3	3	3	1	1	4	5		Clyne (R)	5.1	3	0	0	1	5	19	21	
Akins (R)	1.1	2	0	0	0	0	4	4		Totals	9.0	7	3	3	4	9	33	39	
Manning (L)	1.0	1	0	0	1	2	3	4											
Totals	8.0	14	8	6	6	3	33	40											

Win - Clyne (1-0). Loss - Centanni (0-3).

Umpires: HP - David Savage, 1B - Danny Everett, 3B - Darion Padgett

Start - 4:04 PM. Finish - 6:44 PM. Time - 2:40. Attendance - 4,459

Game 7 • Clemson 5, Pacific 4

February 24, 2007 (Game 2) • Doug Kingsmore Stadium • Clemson, SC

Pacific 4									(4-9)									Clemson 5									(6-1)								
Player	AB	R	H	RBI	BB	SO	PO	A	Player	AB	R	H	RBI	BB	SO	PO	A	Player	AB	R	H	RBI	BB	SO	PO	A									
Oliveira, LF/C	4	1	1	1	0	0	3	1	Johnson, LF	5	0	2	0	0	0	1	0	Johnson, LF	5	0	2	0	0	0	1	0									
Centanni, CF	4	1	3	1	1	1	3	0	Chalk, CF	3	1	3	1	0	0	0	0	Chalk, CF	3	1	3	1	0	0	0	0									
Baum, 3B	4	0	2	0	1	1	1	1	Harbin, SS	4	0	0	0	0	0	0	2	Harbin, SS	4	0	0	0	0	0	0	2									
Ching, 2B	4	0	0	0	0	2	4	2	D'Alessio, 1B	3	1	0	0	1	3	12	0	D'Alessio, 1B	3	1	0	0	1	3	12	0									
Chamberlin, DH	2	0	1	1	1	1	0	0	Smith, 3B	4	1	2	3	0	0	0	6	Smith, 3B	4	1	2	3	0	0	0	6									
Flaherty, PH/LF	1	0	0	0	0	1	0	0	Boyd, RF	4	1	1	0	0	1	2	0	Boyd, RF	4	1	1	0	0	1	2	0									
Hamren, P/LF	1	0	0	0	0	1	0	0	Hogan, C	4	0	2	1	0	1	12	0	Hogan, C	4	0	2	1	0	1	12	0									
Akins, P	0	0	0	0	0	0	0	0	Morris, DH	1	1	0	0	2	0	0	0	Morris, DH	1	1	0	0	2	0	0	0									
Manning, 1B/P/LF/P/LF	5	0	1	0	0	1	7	0	Burg, PH/DH	1	0	0	0	0	1	0	0	Burg, PH/DH	1	0	0	0	0	1	0	0									
Wideman, C/1B	5	1	2	0	0	1	4	0	Burgess, 2B	4	0	0	0	0	1	0	1	Burgess, 2B	4	0	0	0	0	1	0	1									
Joines, RF	3	0	1	0	0	0	0	0																											
Haar, PH	0	0	0	0	1	0	0	0																											
Fuson, PR/RF	1	1	0	0	0	1	1	0																											
Hill, SS	3	0	0	0	0	2	1	3																											
Walker, PH	0	0	0	0	0	0	0	0																											
St. Urbain, PH	1	0	0	0	0	0	0	0																											
Powers, PR/SS	0	0	0	0	0	0	0	0																											
Totals	38	4	11	3	4	12	24	9	Totals	33	5	10	5	3	7	27	11	Totals	33	5	10	5	3	7	27	11									

Score By Innings

	R	H	E
Pacific	0	0	2
Clemson	0	0	1

E - Oliveira (3), Smith (3), Fidrych (1). LOB - Pacific 13, Clemson 8. 2B - Centanni (1), Manning (2), Wideman (2), Chalk (1), Boyd (1). 3B - Hogan (1). HR - Smith (2). SH - Ching (2), Chalk (1). SF - Oliveira (2). SB - Hogan (1).

Pacific									Clemson								
IP	H	R	ER	BB	SO	AB	BF		IP	H	R	ER	BB	SO	AB	BF	
Carnevale (R)	6.0	8	5	5	3	4	24	28	Kopp (R)	5.0	7	2	0	2	6	22	25
Manning (L)	1.1	1	0	0	0	1	5	5	Zoltak (L)	2.0	2	0	0	0	3	8	8
Hamren (R)	0.0	1	0	0	0	0	1	1	Sarratt (R)	0.0	1	2	2	1	0	1	2
Akins (R)	0.2	0	0	0	0	2	3	3	Fidrych (L)	0.0	0	0	0	0	0	1	1
									Vaughn (R)	2.0	1	0	0	1	3	6	8
Totals	8.0	10	5	5	3	7	33	37	Totals	9.0	11	4	2	4	12	38	44

Win - Kopp (1-0). Loss - Carnevale (2-2). Save - Vaughn (1).

Umpires: HP - John Register, 1B - Craig Barron, 3B - Steve Manders

Start - 5:49 PM. Finish - 8:34 PM. Time - 2:45. Attendance - 5,342

Game 6 • Clemson 4, Pacific 3 (11 Innings)

February 24, 2007 (Game 1) • Doug Kingsmore Stadium • Clemson, SC

In game-two, which was the first game of a doubleheader on February 24, **Addison Johnson** scored the winning run from second base in the 11th inning when shortstop **Josh Powers'** throw to first base was errant on **Brad Chalk's** infield single in #2 Clemson's 4-3 victory over Pacific at Doug Kingsmore Stadium. Clemson matched Pacific's two-run second inning with two runs in the bottom of the second on **Stan Widmann's** two-run single. **Widmann** had all three of Clemson's RBIs.

Pacific 3									(4-8)									Clemson 4									(5-1)								
Player	AB	R	H	RBI	BB	SO	PO	A		Player	AB	R	H	RBI	BB	SO	PO	A		Player	AB	R	H	RBI	BB	SO	PO	A							
Oliveira, C	6	0	4	1	0	1	6	0		Widmann, SS	4	0	2	3	1	0	1	1		Burgess, 2B	0	0	0	0	0	0	0	0							
Centanni, CF	5	1	2	0	0	0	2	0		Chalk, CF	6	0	2	0	0	0	0	1	0		Harbin, 2B/SS	4	0	1	0	0	0	1	3						
Baum, 3B	4	0	3	0	1	1	1	3		Habin, 2B/SS	4	0	1	0	0	0	1	3		D'Alessio, 1B	4	0	0	0	1	1	11	0							
Ching, 2B	3	0	1	0	1	0	4	2		Smith, 3B	5	0	1	0	0	2	1	1		Burg, C	3	0	0	0	0	1	10	0							
Wideman, 1B	2	0	0	0	0	0	4	1		Burg, C	3	0	0	0	0	0	1	10	0		Boyd, PH	1	0	0	0	0	0	0	0						
Manning, PH/1B	2	0	0	1	0	1	7	1		Boyd, PH	1	0	0	0	0	0	0	0	0		Moskos, P	0	0	0	0	0	0	0	3						
Eastman, DH	3	0	0	0	0	1	0	0		Moskos, P	0	0	0	0	0	0	0	0	3		Hogan, DH/C	5	1	2	0	0	0	0	0						
Chamberlin, PH/DH	1	0	0	0	0	0	0	0		Hogan, DH/C	5	1	2	0	0	0	0	0	0		Mitchell, RF	3	2	1	0	1	0	7	1						
Flaherty, PH/DH	1	0	0	0	0	1	0	0		Mitchell, RF	3	2	1	0	1	0	7	1		Johnson, LF	5	1	1	0	0	1	1	1							
Hamren, LF	3	1	1	0	0	0	2	0		Johnson, LF	5	1	1	0	0	1	1	1		Totals	40	4	10	3	3	5	33	13							
Haar, PH	1	0	0	0	0	1	0	0		Totals	40	4	10	3	3	5	33	13																	
Fuson, LF	1	0	0	0	0	0	0	0																											
Powers, SS	5	1	1	0	0	3	2	2																											
Joines, RF	3	0	0	0	0	1	3	0																											
Totals	40	3	12	2	2	10	31	14																											

Score By Innings

	R	H	E
Pacific	0	2	0
Clemson	0	2	0

E - Wideman (1), Powers (2), Smith (2), Burg (1). DP - Clemson 2. LOB - Pacific 11, Clemson 12. 2B - Oliveira (3), Hamren (2). HBP - Harbin, Burg. SH - Centanni (2), Ching (1), Wideman (1), Joines (2), Burgess (1), Mitchell (2).

Pacific									Clemson								
	IP	H	R	ER	BB	SO	AB	BF		IP	H	R	ER	BB	SO	AB	BF
Rowse (L)	7.0	6	3	2	3	3	27	33	Hinson (L)	5.0	8	2	0	1	4	22	25
Wild (R)	3.1	4	1	0	0	2	13	14	Farina (R)	3.0	2	1	1	0	4	10	11
									Moskos (L)	3.0	2	0	0	1	2	8	11
Totals	10.1	10	4	2	3	5	40	47	Totals	11.0	12	3	1	2	10	40	47

Win - Moskos (2-0). Loss - Wild (1-2).

Umpires: HP - Steve Manders, 1B - John Register, 3B - Craig Barron

Start - 2:03 PM. Finish - 5:01 PM. Time - 2:58.

Game 8 • Clemson 6, Winthrop 4

February 28, 2007 • Doug Kingsmore Stadium • Clemson, SC

Taylor Harbin's two-run homer in the seventh inning proved to be the difference in #2 Clemson's 6-4 victory over Winthrop at Doug Kingsmore Stadium on February 28. The Eagles scored four runs in the fifth inning to take a 4-1 lead. But **Andy D'Alessio** hit a towering two-run homer in the sixth inning to cut Winthrop's lead to one run. After tying the score on an Eagle error in the seventh, **Harbin's** long home run later in the frame put the Tigers on top for good. Winthrop outlit the Tigers 10-8, but five of Clemson's hits went for extra bases. **Stephen Clyne** pitched 3.0 scoreless innings in relief of one-hit ball to earn the win, while **Daniel Moskos** pitched a perfect ninth inning to record the save for Clemson, who snapped the Eagles' two-game winning streak in the series.

Winthrop 4 (8-6)				
------------------	--	--	--	--

Game 9 • South Carolina 12, Clemson 0

March 3, 2007 • Doug Kingsmore Stadium • Clemson, SC

South Carolina, ranked #4 in the country, hit three home runs on its way to a 12-0 victory over #2 Clemson at Doug Kingsmore Stadium on March 3. The shutout broke Clemson's streak of 165 consecutive home games of scoring at least one run dating back to 2002. **Justin Smoak** had a game-high three hits and three RBIs, including a two-run homer as part of a four-run seventh inning for the Gamecocks. **Phil Disher** and **James Darnell** each hit three-run homers and totaled four RBIs, while the Tigers had just two hits the entire game. South Carolina also left just three runners on base and had 12 hits in the game. **Harris Honeycutt** pitched 7.0 innings, allowing two hits, no runs, and four walks with seven strikeouts to record the win. **Curtis Johnson**, **Nick Fuller**, and **Jordan Costner** combined to pitch the final 2.0 innings to complete the shutout.

South Carolina 12 (9-1)										Clemson 0 (7-2)									
Player	AB	R	H	RBI	BB	SO	PO	A		Player	AB	R	H	RBI	BB	SO	PO	A	
Hurst, LF	4	3	2	0	1	0	2	0		Johnson, LF	4	0	0	0	0	0	3	0	
Chisenhall, RF	5	1	1	0	0	0	1	0		Chalk, CF	4	0	1	0	0	1	3	1	
Smoak, 1B	5	2	3	3	0	0	9	0		Harbin, SS	2	0	0	0	2	1	1	1	
Disher, DH	5	2	2	4	0	0	0	0		D'Alessio, 1B	3	0	0	0	1	2	14	1	
Kline, C	4	2	1	0	1	2	8	0		Smith, 3B	4	0	0	0	0	1	1	4	
An. Crisp, CF	3	1	1	1	2	0	2	0		Paulsen, DH	4	0	0	0	0	1	0	0	
Darnell, 3B	3	1	2	4	0	0	0	1		Hogan, C	0	0	0	0	3	0	2	0	
Jones, 2B	4	0	0	0	0	0	3	4		Burg, C	0	0	0	0	0	0	1	0	
Havens, SS	4	0	0	0	0	1	2	1		Boyd, RF	3	0	0	0	0	2	0	0	
										Burgess, 2B	3	0	1	0	0	0	1	5	
Totals	37	12	12	12	4	3	27	6		Totals	27	0	2	0	6	8	27	15	

Score By Innings

	R	H	E
South Carolina	2	0	3
Clemson	0	0	0

E - Smith (4). DP - South Carolina 2, Clemson 1. LOB - South Carolina 3, Clemson 6. 2B - Hurst (3), Smoak (2). HR - Smoak (3), Disher (4), Darnell (5). SH - Darnell (5). SB - Kline (1), Harbin (2).

South Carolina										Clemson									
IP	H	R	ER	BB	SO	AB	BF			IP	H	R	ER	BB	SO	AB	BF		
Honeycutt (R)	7.0	2	0	0	4	7	22	26		Kopp (R)	5.1	6	7	7	3	2	20	24	
Johnson (R)	1.0	0	0	0	0	0	3	3		Mitchell (R)	1.2	5	5	4	1	0	10	11	
Fuller (R)	0.0	0	0	0	2	0	0	2		Fidrych (L)	1.0	0	0	0	0	0	3	3	
Costner (R)	1.0	0	0	0	0	1	2	2		Sarratt (R)	1.0	1	0	0	0	1	4	4	
Totals	9.0	2	0	0	6	8	27	33		Totals	0.0	12	12	11	4	3	37	42	

Win - Honeycutt (4-0). Loss - Kopp (1-1).

Umpires: HP - Tony Walsh, 1B - Scott Erby, 3B - Dennis McComb

Start - 2:03 PM. Finish - 4:16 PM. Time - 2:13. Attendance - 6,217

Game 11 • Clemson 4, Coastal Carolina 0

March 7, 2007 • Doug Kingsmore Stadium • Clemson, SC

Four pitchers combined to lead #6 Clemson to a 4-0 shutout victory over #17 Coastal Carolina at Doug Kingsmore Stadium on March 7. Starter **P.J. Zocchi** picked up the win by pitching 5.1 innings, while **Daniel Moskos** struck out three of the four batters he faced to record the save. **Matt Zoltak** and **Stephen Clyne** combined with **Moskos** to pitch 3.2 hitless innings in relief. The Tigers did not allow an extra-base hit as well. Ahead 1-0 late in the game, the Tigers scored three runs in the eighth inning, highlighted by **Andy D'Alessio's** RBI single through the left side and **Marquez Smith's** run-scoring double down the left-field line. Clemson outlit the Chanticleers 11-5, including three hits apiece by **Smith** and **Brad Chalk**, and two doubles by **Taylor Harbin**.

Coastal Carolina 0 (12-3)										Clemson 4 (8-3)									
Player	AB	R	H	RBI	BB	SO	PO	A		Player	AB	R	H	RBI	BB	SO	PO	A	
Sappelt, LF	3	0	1	0	0	0	1	0		Johnson, LF	4	0	0	0	0	2	1	0	
Duggan, CF	4	0	1	0	0	1	1	0		Chalk, CF	4	1	3	0	0	0	4	0	
Raber, 1B	4	0	2	0	0	2	12	0		Harbin, SS	4	1	2	1	0	0	1	4	
Baldrige, RF	4	0	0	0	0	1	1	0		D'Alessio, 1B	4	1	1	1	0	1	12	0	
Rademacher, C	4	0	1	0	0	1	6	1		Smith, 3B	4	1	3	1	0	1	0	1	
Doyle, DH	3	0	0	0	0	0	0	0		Paulsen, DH	3	0	2	0	0	0	0	0	
Anderson, PH	1	0	0	0	0	1	0	1		Hogan, C	1	0	0	0	0	0	3	0	
Martin, 3B	3	0	0	0	0	0	2	1		Burg, C	2	0	0	0	1	0	2	2	
Bortnick, SS	3	0	0	0	0	0	1	5		Boyd, RF	2	0	0	0	0	0	3	1	
Vrable, 2B	2	0	0	0	1	0	0	4		Mitchell, PH/RF	2	0	0	1	0	0	1	0	
										Burgess, 2B	3	0	0	0	0	2	0	0	
Totals	31	0	5	0	1	6	24	12		Totals	33	4	11	4	1	6	27	12	

Score By Innings

	R	H	E
Coastal Carolina	0	0	0
Clemson	0	0	0

E - D'Alessio (3), Burgess (1). DP - Coastal Carolina 1. LOB - Coastal Carolina 6, Clemson 9. 2B - Chalk (2), Harbin 2 (5), Smith (2). HBP - Johnson, Paulsen, Burgess. SH - Sappelt (2). SB - Raber (5).

Coastal Carolina										Clemson									
IP	H	R	ER	BB	SO	AB	BF			IP	H	R	ER	BB	SO	AB	BF		
Anderson (R)	6.0	8	1	1	0	5	24	25		Zocchi (R)	5.1	5	0	0	0	3	21	21	
Koca (L)	1.1	2	2	2	0	1	6	6		Zoltak (L)	1.2	0	0	0	0	0	5	5	
Haug (R)	0.0	1	1	1	0	0	1	2		Clyne (R)	0.2	0	0	0	1	0	1	3	
Andrzejczyk (R)	0.2	0	0	0	1	0	2	4		Moskos (L)	1.1	0	0	0	0	3	4	4	
Totals	8.0	11	4	4	1	6	33	37		Totals	9.0	5	0	0	1	6	31	33	

Win - Zocchi (2-0). Loss - Anderson (2-1). Save - Moskos (2).

Umpires: HP - John Register, 1B - Mike Mazzarisi, 3B - Arthur Schmidt

Start - 4:03 PM. Finish - 6:42 PM. Time - 2:39. Attendance - 4,193

Game 10 • South Carolina 3, Clemson 2

March 4, 2007 • Sarge Frye Field • Columbia, SC

Trent Kline's run-scoring single in the ninth inning lifted #4 South Carolina to a 3-2 victory over #2 Clemson at Sarge Frye Field on March 4. Clemson tied the score 1-1 on **Marquez Smith's** run-scoring single in the seventh inning, then took a 2-1 lead on **Addison Johnson's** RBI single in the eighth inning. **Johnson** reached third on an error on the play by **Lonnie Chisenhall** in right field, but he could not score when the next two Tigers were retired. With two outs and no one on base, South Carolina rallied for a run in the bottom of the eighth inning on **Phil Disher's** RBI double. Then in the ninth inning, **Kline's** walkoff hit could have been an inning-ending double play, but **Taylor Harbin** could not field the sharply-hit ball. **Darnell** scored the winning run after the ball went into left field. **Andy D'Alessio** and **Smith** each had two hits for the Tigers, who outlit South Carolina 8-7. **Ryan Hinson** pitched 6.0 strong innings in a starting role.

Clemson 2									(7-3)									South Carolina 3									(10-1)								
Player	AB	R	H	RBI	BB	SO	PO	A	Player	AB	R	H	RBI	BB	SO	PO	A	Player	AB	R	H	RBI	BB	SO	PO	A									
Johnson, LF	4	0	1	1	0	1	2	1	Jones, 2B	4	1	1	0	0	1	2	4	Chisenhall, RF	2	1	1	0	2	1	2	1									
Chalk, CF	4	0	1	0	0	1	1	0	Smoak, 1B	4	0	1	0	0	0	11	2	Harbin, SS	4	1	0	0	0	0	1	2									
D'Alessio, 1B	4	0	2	0	0	0	7	0	Disher, DH	4	0	2	2	0	0	0	0	Paulsen, DH	3	0	0	0	0	2	2	0									
Smith, 3B	4	0	2	1	0	0	0	3	Darnell, 3B	3	1	0	0	1	0	0	3	Burg, PH/DH	1	0	0	0	0	1	0	0									
Paulsen, DH	3	0	0	0	0	0	0	0	An. Crisp, CF	3	0	0	0	0	2	2	0	Hogan, C	4	0	1	0	0	1	9	1									
Burg, PH/DH	1	0	0	0	0	1	0	0	Reinhold, CF	0	0	0	0	0	0	0	0	Boyd, RF	3	0	1	0	0	0	2	0									
Hogan, C	4	0	1	0	0	1	9	1	Willard, LF	3	0	0	0	1	1	4	0	Mitchell, PR/RF	0	1	0	0	0	0	0	0									
Boyd, RF	3	0	1	0	0	0	2	0	Kline, C	4	0	2	1	0	0	5	0	Burgess, 2B	2	0	0	0	0	0	3	1									
Mitchell, PR/RF	0	1	0	0	0	0	0	0	Havens, SS	3	0	0	0	0	2	1	0	Totals	33	2	8	2	0	4	25	11									
Burgess, 2B	2	0	0	0	0	0	3	1	Totals	30	3	7	3	4	7	27	11																		

Score By Innings

	R	H	E
Clemson	0	0	0
South Carolina	1	0	0

E - Smith (5), Chisenhall (1). LOB - Clemson 5, South Carolina 7. 2B - Disher (5). SH - Burgess (3), Reinhold (1).

Clemson										South Carolina									
IP	H	R	ER	BB	SO	AB	BF			IP	H	R	ER	BB	SO	AB	BF		
Hinson (L)	6.0	4	1	1	1	5	22	23		Cisco (R)	6.2	5	1	1	0	2	24	24	
Farina (R)	1.0	0	0	0	0	1	3	3		Pelzer (R)	1.1	2	1	1	0	1	5	6	
Moskos (L)	1.1	3	2	2	3	1	5	9		Atwood (L)	1.0	1	0	0	0	1	4	4	
Totals	8.1	7	3	3	4	7	30	35		Totals	9.0	8	2	2	0	4	33	34	

Win - Atwood (1-0). Loss - Moskos (2-1).

Umpires: HP - Scott Erby, 1B - Dennis McComb, 3B - Tony Walsh

Start - 1:35 PM. Finish - 3:48 PM. Time - 2:13. Attendance - 5,913

Game 12 • Memphis 6, Clemson 4 (10 Innings)

March 9, 2007 • Doug Kingsmore Stadium • Clemson, SC

In game-one on March 9, **Josh Irvin's** two-run single in the 10th inning lifted Memphis to a 6-4 victory over #6 Clemson at Doug Kingsmore Stadium. Memphis took a 4-0 lead in the fifth thanks to a two-run homer by **Joseph Lieberman**. But Clemson rallied with one run in the fifth and two in the seventh. Then with two outs in the ninth, **Andy D'Alessio** hit a towering solo homer to right-center to tie the score. But **Irvin's** bases-loaded single in the 10th proved to be the difference. Clemson put 17 runners on base, but only scored four runs and stranded 11 on base. Clemson was also 0-for-9 with runners in scoring position. **Matt Vaughn** pitched 3.1 scoreless innings in relief, allowing one hit and no walks with six strikeouts.

Memphis 6									Clemson 4								
(8-3)									(8-4)								
Player	AB	R	H	RBI	BB	SO	PO	A	Player	AB	R	H	RBI	BB	SO	PO	A
Chalmers, CF	4	1	0	0	1	4	4	0	Johnson, LF	5	1	1	0	0	0	1	0
Petersen, LF	5	2	2	0	0	1	1	0	Chalk, CF	3	0	2	1	1	0	1	0
Moss, 2B	4	1	1	1	0	1	3	4	Harbin, SS	5	0	0	1	0	0	0	14
Lieberman, DH	4	2	3	3	1	0	0	0	D'Alessio, 1B	5	1	3	1	0	1	11	0
Amar, 1B	3	0	0	0	2	2	0	0	Smith, 3B	5	0	2	0	0	1	0	3
Irvin, RF	5	0	1	2	0	1	9	0	Paulsen, DH	2	0	0	0	0	0	0	0
Norrid, 3B	5	0	1	0	0	2	0	3	Hogan, PH/DH	2	0	1	0	0	0	0	0
Murray, SS	4	0	0	0	0	0	5	3	Burg, C	3	1	0	0	1	2	12	2
Kirkland, C	4	0	2	0	0	2	7	1	Boyd, RF	2	0	0	0	0	1	1	0
									Mitchell, PH/RF	3	0	1	0	0	0	0	0
									Bunnell, 2B	2	1	1	0	2	1	3	4
									Morris, PH	1	0	0	0	0	0	0	0
Totals	38	6	10	6	4	13	30	14	Totals	38	4	11	3	4	6	30	13

Game 13 • Clemson 8, Memphis 2

March 10, 2007 • Doug Kingsmore Stadium • Clemson, SC

In game-two on March 10, #6 Clemson scored five runs in the sixth inning on its way to an 8-2 victory over Memphis at Doug Kingsmore Stadium. **Andy D'Alessio** went 3-for-4 with a two-run home run in the first inning. After Memphis tied the score 2-2 in the third inning, Clemson erupted for five runs in the sixth inning, highlighted by **Marquez Smith's** two-run homer to left field. **Brad Chalk** added a two-run single in the frame. Seven different Tigers scored at least one run in the game and seven more had at least one hit. **Will Petersen** and **Bill Moss** each had three hits and combined for six of Memphis' eight hits in the game. **Stephen Clyne** picked up the victory by pitching 3.1 scoreless innings in relief of one-hit ball with four strikeouts. **Ryan Hinson** allowed just two runs in 5.2 innings pitched with six strikeouts as well. Two Memphis errors led to four unearned runs scored by Clemson.

Memphis 2									(8-4)									Clemson 8									(9-4)								
Player	AB	R	H	RBI	BB	SO	PO	A	Player	AB	R	H	RBI	BB	SO	PO	A	Player	AB	R	H	RBI	BB	SO	PO	A									
Petersen, LF	4	1	3	0	0	0	3	0	Mitchell, RF	5	1	1	0	0	0	1	0	Harbin, SS	4	0	0	0	0	0	2	3									
Murray, SS	4	0	0	0	0	1	2	3	Chalk, CF	3	1	2	2	1	0	1	1	D'Alessio, 1B	4	2	3	2	0	0	10	1									
Moss, 2B	4	0	3	1	0	0	2	3	Harbin, SS	4	0	0	0	0	0	0	2	Smith, 3B	4	1	1	2	0	1	0	2									
Lieberman, DH	3	1	0	0	1	0	0	0	D'Alessio, 1B	4	2	3	2	0	0	10	1	Paulsen, DH	3	1	0	0	1	2	0	0									
Amar, 1B	4	0	1	0	0	2	6	0	Smith, 3B	4	1	1	2	0	1	0	2	Burg, C	3	1	1	0	0	0	10	1									
Norrid, 3B	3	0	0	0	0	1	1	0	Paulsen, DH	3	1	0	0	0	1	2	0	Johnson, LF	4	0	1	0	0	0	1	0									
Huelsing, PH	1	0	0	0	0	1	0	0	Burg, C	3	1	1	0	0	0	10	1	Bunnell, 2B	3	1	1	0	0	1	1	4									
Chalmers, CF	4	0	1	1	0	2	3	0	Johnson, LF	4	0	1	0	0	0	1	0																		
Grisham, RF	2	0	0	0	0	1	1	0	Bunnell, 2B	3	1	1	0	0	0	1	1																		
Irvin, PH/RF	1	0	0	0	0	1	1	0																											
Kirkland, C	3	0	0	0	0	1	5	1																											
Totals	33	2	8	2	1	10	24	9	Totals	33	8	10	6	2	4	27	13																		

Score By Innings										R	H	E
Memphis	0	1	1	0	0	0	0	0	0	2	8	2
Clemson	2	0	0	0	5	0	1			8	10	0

E - Murray (7), Moss (2). **DP** - Clemson 1. **LOB** - Memphis 5, Clemson 6. **2B** - Petersen (3), Moss (5), Chalmers (2), Mitchell (1), D'Alessio (2), Johnson (1). **HR** - D'Alessio (3), Smith (3). **HBP** - Chalk. **SH** - Burg (1), Bunnell (1). **SB** - Petersen (2), Chalk 2 (2). **CS** - D'Alessio (1).

Memphis	IP	H	R	ER	BB	SO	AB	BF	Clemson	IP	H	R	ER	BB	SO	AB	BF
Ashley (R)	5.0	5	2	2	1	3	19	21	Hinson (L)	5.2	7	2	2	1	6	22	23
Doll (R)	3.0	5	6	2	1	1	14	17	Clyne (R)	3.1	1	0	0	0	4	11	11
Totals	8.0	10	8	4	2	4	33	38	Totals	9.0	8	2	2	1	10	33	34

Win - Clyne (3-0). Loss - Doll (2-1).

Umpires: HP - John Register, 1B - Craig Mirr, 3B - Danny Everett

Start - 2:02 PM. Finish - 4:24 PM. Time - 2:22. Attendance - 5,164

Game 15 • Clemson 3, Georgia Southern 0

March 14, 2007 • Doug Kingsmore Stadium • Clemson, SC

Four pitchers combined to hold Georgia Southern to three hits in #6 Clemson's 3-0 victory at Doug Kingsmore Stadium on March 14. **David Kopp** earned the win by tossing 5.0 innings of two-hit ball, while **Matt Zoltak**, **Stephen Clyne**, and **Daniel Moskos** combined to pitch the final 4.0 innings to close out the win. **Moskos** also earned the save with a scoreless ninth inning. The Tigers upped their scoreless innings streak against the Eagles to 44 over the last five meetings. **Ben Paulsen** hit a run-scoring double in the sixth inning, then **Doug Hogan's** RBI single in the eighth gave the Tigers an insurance run. **Taylor Harbin's** diving stab of a ground ball in the shortstop hole and throw to second base started the game-ending double play in the ninth inning. Clemson had 10 hits, including three doubles as a team, while all three of Georgia Southern's hits were singles.

Georgia Southern 0 (13-9)										Clemson 3 (11-4)									
Player	AB	R	H	RBI	BB	SO	PO	A		Player	AB	R	H	RBI	BB	SO	PO	A	
Miller, CF	3	0	0	0	0	1	2	0		Chalk, CF	4	0	1	0	0	2	1	0	
Beckham, 2B	4	0	0	0	0	0	2	4		Boyd, RF	3	0	1	0	1	1	0	0	
Benedict, C	4	0	0	0	0	1	7	2		Mitchell, RF	0	0	0	0	0	0	0	0	
Economos, RF	4	0	1	0	0	1	1	0		Harbin, SS	4	0	0	0	0	1	0	5	
Shehan, 3B	3	0	0	0	1	1	2	1		D'Alessio, 1B	4	1	1	0	0	2	15	0	
Wirsberger, 1B	4	0	0	0	0	2	8	0		Smith, 3B	4	2	2	0	0	1	0	3	
Blackburn, DH	2	0	1	0	0	0	0	0		Paulsen, DH	3	0	2	1	1	0	0	0	
Parker, PH/DH	1	0	1	0	0	0	0	0		Hogan, C	3	0	2	1	1	0	7	0	
Hollis, LF	3	0	0	0	0	0	0	0		Johnson, LF	3	0	1	0	1	0	3	0	
Pierce, SS	1	0	0	0	2	1	1	2		Bunnell, 2B	3	0	0	0	0	1	1	4	
Totals	29	0	3	0	4	7	24	10		Totals	31	3	10	2	4	8	27	14	

Score By Innings										R	H	E
Georgia Southern	0	0	0	0	0	0	0	0	0	0	3	2
Clemson	0	1	0	0	1	0	1			3	10	0

E - Benedict (2), Wilkerson (1). **DP** - Georgia Southern 2, Clemson 1. **LOB** - Georgia Southern 6, Clemson 8. **2B** - Chalk (4), Paulsen (2), Hogan (2). **SB** - Economos (2). **CS** - Boyd (2).

Georgia Southern									Clemson									
	IP	H	R	ER	BB	SO	AB	BF		IP	H	R	ER	BB	SO	AB	BF	
Wilkerson (R)	5.1	6	2	0	1	3	5	21	24	Kopp (R)	5.0	2	0	0	2	4	17	19
Kampfi (R)	1.2	0	0	0	1	2	4	5		Zoltak (L)	2.0	1	0	0	0	2	7	7
Battisto (R)	1.0	4	1	1	0	1	6	6		Clyne (R)	1.0	0	0	0	1	0	3	4
										Moskos (L)	1.0	0	0	0	1	1	2	3
Totals	8.0	10	3	2	4	8	31	35		Totals	9.0	3	0	0	4	7	29	33

Win - Kopp (2-1). Loss - Wilkerson (4-2). Save - Moskos (3).

Umpires: HP - Danny Everett, 1B - Steve Manders, 3B - Tony Thompson

Start - 7:17 PM. Finish - 9:41 PM. Time - 2:24. Attendance - 4,650

Game 14 • Clemson 7, Memphis 2

March 11, 2007 • Doug Kingsmore Stadium • Clemson, SC

In game-three on March 11, five pitchers held Memphis to four hits in #6 Clemson's 7-2 victory at Doug Kingsmore Stadium. Clemson scored two runs in the second inning and two more in the third.

Memphis 2 (8-5)										Clemson 7 (10-4)									
Player	AB	R	H	RBI	BB	SO	PO	A		Player	AB	R	H	RBI	BB	SO	PO	A	
Petersen, LF	4	0	1	2	0	0	2	0		Mitchell, RF/P	3	0	0	0	1	0	1	0	
Murray, SS	3	0	0	0	1	0	2	2		Burgess, PH	0	1	0	0	1	0	0	0	
Moss, 2B	4	0	1	0	0	0	1	3		Moskos, P	0	0	0	0	0	0	0	0	
Lieberman, DH	1	0	0	0	2	0	0	0		Chalk, CF	1	1	1	0	1	0	2	0	
Amar, 1B	4	0	0	0	0	1	8	1		Lee, PH/CF	1	0	0	0	0	1	0	0	
Norrid, 3B	4	0	0	0	0	1	2	3		Harbin, SS	4	1	1	1	1	1	4	6	
Chalmers, CF	2	1	1	0	2	0	1	0		D'Alessio, 1B	3	0	1	0	0	2	10	2	
Irvin, RF	3	1	1	0	1	1	0	0		Morris, PH/1B	1	0	0	0	0	1	1	0	
Fennell, C	3	0	0	0	0	2	8	0		Smith, 3B	3	1	1	1	0	0	0	4	
										Paulsen, PH/3B	1	0	0	0	0	0	0	0	
										Hogan, DH	4	2	2	0	0	1	0	0	
										Boyd, RF	0	0	0	0	0	0	2	0	
										Burg, C	3	1	1	1	1	1	5	1	
										Johnson, LF	4	0	2	2	0	1	0	0	
										Bunnell, 2B	4	0	1	1	0	0	2	1	
Totals	28	2	4	2	6	5	24	11		Totals	32	7	10	6	5	8	27	14	

Score By Innings										R	H	E
Memphis	0	0	0	0	2	0	0	0	0	2	4	0
Clemson	0	2	2	0	2	0	0	1		7	10	1

E - Harbin (3). **DP** - Clemson 2. **LOB** - Memphis 6, Clemson 10. **2B** - Chalk (3), Harbin (6), Hogan (1). **HBP** - Chalk 2. **SH** - Lieberman (2), D'Alessio (1). **SF** - Smith (1). **SB** - Petersen (3), Chalmers 2 (7), Irvin (1), Burgess (1), Chalk 2 (4), Harbin 2 (4), Hogan (2), Burg (1). **CS** - Mitchell (1).

Memphis	IP	H	R	ER	BB	SO	AB	BF	Clemson	IP	H	R	ER	BB	SO	AB	BF
Scoggins (L)	2.0	2	4	4	3	1	8	13	Farina (R)	4.2	2	2	2	5	2	14	19
Yokley (R)	3.0	5	2	1	0	4	13	14	Schnabel (R)	1.1	1	0	0	0	1	4	5
Schenk (L)	2.0	2	0	0	1	1	7	9	Sarratt (R)	1.0	1	0	0	0	0	3	3
Hudgens (R)	1.0	1	1	1	1	2	4	5	Mitchell (R)	1.0	0	0	0	0	0	4	4
									Moskos (L)	1.0	0	0	0	1	2	3	4
Totals	8.0	10	7	6	5	8	32	41	Totals	9.0	4	2	2	6	5	28	35

Win - Schnabel (1-1). Loss - Scoggins (0-1).

Umpires: HP - David Savage, 1B - Darion Padgett, 3B - Ed Haggray

Start - 1:05 PM. Finish - 3:59 PM. Time - 2:54. Attendance - 4,786

Game 16 • Clemson 6, Duke 4

March 16, 2007 • Doug Kingsmore Stadium • Clemson, SC

In game-one on March 16, #6 Clemson jumped out to a 6-0 lead and held on for a 6-4 victory over Duke in the Tigers' ACC opener at Doug Kingsmore Stadium. Clemson scored two runs in the third inning, then **Taylor Harbin's** three-run home run in the fifth inning put the Tigers ahead 5-0. **Addison Johnson** added a run-scoring triple in the sixth inning as well. Duke scored three unearned runs in the eighth inning after the first two batters were retired, then put the tying run on first base in the ninth inning before **Daniel Moskos** shut the door to earn the save. Starter **P.J. Zocchi** pitched 7.0 scoreless innings of three-hit ball with eight strikeouts to record the win. The Blue Devils outthit the Tigers 8-6, but Clemson turned two crucial double plays in the game.

Duke 4 (17-5, 0-4 ACC)										Clemson 6 (12-4, 1-0 ACC)	
------------------------	--	--	--	--	--	--	--	--	--	---------------------------	--

Game 17 • Clemson 7, Duke 2

March 17, 2007 • Doug Kingsmore Stadium • Clemson, SC

In game-two on March 17, #6 Clemson totaled 12 hits, including seven for extra bases, in its 7-2 win over Duke at Doug Kingsmore Stadium. The Tigers scored four runs on five hits in the first inning, capped by **Marquez Smith's** two-run homer. A run-scoring double by **Taylor Harbin** and an RBI single by **Andy D'Alessio** started the Tigers' scoring in the frame. **Addison Johnson** led off the fourth inning with his first career home run, then a two-out, two-run single by **D'Alessio** gave Clemson a 7-0 lead. Every Tiger starter had at least one hit, including two hits and three RBIs by **D'Alessio**, as Clemson outhit the Blue Devils 12-7 and left 11 runners on base. **Ryan Hinson** earned the win by allowing two runs on five hits in 6.1 innings pitched, while **D.J. Mitchell** pitched 2.2 scoreless innings in relief with four strikeouts to close out the game. Both teams were errorless as well.

Duke 2 (17-6, 0-5 ACC)										Clemson 7 (13-4, 2-0 ACC)									
Player	AB	R	H	RBI	BB	SO	PO	A		Player	AB	R	H	RBI	BB	SO	PO	A	
Hassan, LF	4	1	1	0	0	1	2	0		Chalk, CF	4	1	1	0	1	1	3	0	
Anderson, CF	4	0	0	0	0	1	4	0		Boyd, RF	5	0	1	0	0	0	4	0	
Gallagher, RF	4	0	0	0	0	0	1	0		Lee, RF	0	0	0	0	0	0	0	0	
Freiman, C	3	0	0	0	1	1	4	0		Harbin, SS	3	2	1	1	0	1	1	4	
Bartles, 3B	4	1	2	1	0	1	0	1		Burgess, PH/SS	1	0	0	0	0	0	0	0	
Gould, 1B	4	0	2	0	0	0	8	1		D'Alessio, 1B	5	1	2	3	0	0	8	0	
Nicolla, DH	4	0	2	0	0	1	0	0		Smith, 3B	4	1	2	2	1	1	0	0	
Saade, SS	4	0	0	0	0	2	2	4		Paulsen, DH	4	0	1	0	0	0	0	0	
McCurdy, 2B	3	0	0	0	0	0	2	2		Morris, PH/DH	1	0	0	0	0	0	0	0	
Totals	34	2	7	1	1	7	24	9		Hogan, C	4	0	1	0	0	0	6	1	

Score By Innings										R	H	E
Duke	0	0	0	1	1	0	0	0		2	7	0
Clemson	4	0	0	3	0	0	0	0		7	12	0

LOB - Duke 6, Clemson 11. **2B** - Hassan (6), Gould (4), Chalk (5), Boyd (2), Harbin (7), Smith (3), Bunnell (2). **HR** - Bartles (3), Smith (4), Johnson (1). **HBP** - Harbin, Bunnell 2. **SB** - Harbin (5).

Duke									Clemson								
IP	H	R	ER	BB	SO	AB	BF		IP	H	R	ER	BB	SO	AB	BF	
Ness (R)	3.2	8	6	6	1	1	19	20	Hinson (L)	6.1	5	2	2	1	3	24	25
Wolcott (R)	4.1	4	1	1	2	3	17	22	Mitchell (R)	2.2	2	0	0	0	4	10	10
Totals	8.0	12	7	7	3	4	36	42	Totals	9.0	7	2	2	1	7	34	35

Win - Hinson (1-0). **Loss** - Ness (3-1).

Umpires: HP - Gerald Trexler, 1B - Dennis McComb, 3B - Mickey Fuqua

Start - 4:02 PM. **Finish** - 6:14 PM. **Time** - 2:12. **Attendance** - 4,485

Game 19 • Western Carolina 6, Clemson 3

March 20, 2007 • Hennon Stadium • Cullowhee, NC

Western Carolina scored five runs in the sixth inning to defeat #6 Clemson 6-3 at Hennon Stadium on March 20. **D.J. Mitchell's** first career homer, a two-run shot in the third inning, gave Clemson a 2-0 lead. With the Tigers leading 3-1, the Catamounts scored five runs on four hits in the sixth inning, highlighted by former Tiger **John Ingram's** go-ahead, run-scoring single to right field. All six of the Catamount runs came in the fifth and sixth innings, while they were retired in order in the other six innings. Clemson did not have a leadoff batter reach base all game and left seven runners on base to the Catamounts' two, as Western Carolina plated six of its nine baserunners in the game. **Stephen Clyne's** consecutive-scoreless-inning streak also came to an end at 31.1.

Clemson 3									(14-5)									Western Carolina 6									(14-7)								
Player	AB	R	H	RBI	BB	SO	PO	A	Player	AB	R	H	RBI	BB	SO	PO	A	Player	AB	R	H	RBI	BB	SO	PO	A									
Chalk, CF	5	1	1	0	0	1	0	0	Shaft, CF	4	0	0	0	0	0	0	4	0	0	0	0	0	0	0	0										
Mitchell, RF	3	1	1	2	0	0	1	0	Haynes, DH	2	0	0	0	0	0	0	0	0	0	0	0	0	0	0	0										
Boyd, PH/RF	1	0	0	0	0	1	0	0	John, PH	1	0	1	0	0	0	0	0	0	0	0	0	0	0	0	0										
Harbin, SS	3	1	0	0	1	0	1	10	Ahearn, PR/DH	0	1	0	0	0	0	0	0	0	0	0	0	0	0	0	0										
D'Alessio, 1B	4	0	1	1	0	0	13	0	D. Wilson, PH/DH	1	0	0	0	0	0	0	0	0	0	0	0	0	0	0	0										
Hogan, C	3	0	1	0	0	0	6	0	Greene, LF	3	1	0	0	0	1	1	2	0	0	0	0	0	0	0	0										
Smith, 3B	3	0	0	0	0	2	2	1	Murphy, C	4	2	2	2	0	0	0	7	0	0	0	0	0	0	0	0										
Burg, DH	3	0	0	0	1	1	0	0	Ingram, 1B	4	1	1	1	0	1	10	0	0	0	0	0	0	0	0	0										
Johnson, LF	3	0	0	0	1	0	0	0	K. Smith, 2B	3	0	2	3	0	1	1	2	0	0	0	0	0	0	0	0										
Bunnell, 2B	2	0	0	0	1	0	1	2	Strausbaugh, RF	3	0	1	0	0	1	2	0	0	0	0	0	0	0	0	0										
Paulsen, PH	1	0	1	0	0	0	0	0	Liles, 3B	3	0	0	0	0	0	0	3	0	0	0	0	0	0	0	0										
Lee, PR	0	0	0	0	0	0	0	0	Greer, SS	2	1	0	0	0	2	1	3	0	0	0	0	0	0	0	0										
Totals	31	3	5	3	4	5	24	13	Totals	30	6	7	6	1	6	27	9	0	0	0	0	0	0	0	0	0									

Score By Innings										R	H	E
Clemson	0	0	2	0	0	1	0	0		3	5	1
Western Carolina	0	0	0	1	5	0	0	0		6	7	0

E - Mitchell (1). **DP** - Clemson 1. **LOB** - Clemson 7, Western Carolina 2. **2B** - Hogan (4), K. Smith (8). **HR** - Mitchell (1). **HBP** - Hogan. **SH** - Smith (1). **SB** - Harbin (6), K. Smith (3).

Clemson									Western Carolina								
IP	H	R	ER	BB	SO	AB	BF		IP	H	R	ER	BB	SO	AB	BF	
Kopp (R)	5.1	4	4	4	1	2	19	21	Saberhagen (L)	6.0	3	3	3	1	1	20	23
Clyne (R)	2.1	3	2	1	0	3	10	10	Masters (L)	0.1	0	0	0	0	3	1	4
Moskos (L)	0.1	0	0	0	0	1	1	1	Holland (R)	2.2	2	0	0	0	3	10	10
Totals	8.0	7	6	5	1	6	30	32	Totals	9.0	5	3	3	4	5	31	37

Win - Saberhagen (2-1). **Loss** - Kopp (2-2). **Save** - Holland (4).

Umpires: HP - David Mabe, 1B - David Brown, 3B - Tyler Simpson

Start - 7:10 PM. **Finish** - 9:19 PM. **Time** - 2:09. **Attendance** - 2,147

Game 18 • Clemson 9, Duke 6

March 18, 2007 • Doug Kingsmore Stadium • Clemson, SC

In game-three on March 18, five Tiger relievers combined to pitch 7.0 scoreless innings in #6 Clemson's 9-6 victory over Duke at Doug Kingsmore Stadium. **Matt Vaughn** earned his first career win by pitching 4.0 scoreless innings, while **Daniel Moskos** pitched a perfect inning to record the save. All nine Tiger starters scored a run, while only four of Clemson's nine runs were earned thanks to two costly Blue Devil errors.

Duke 6									(17-7, 0-6 ACC)									Clemson 9									(14-4, 3-0 ACC)								
Player	AB	R	H	RBI	BB	SO	PO	A	Player	AB	R	H	RBI	BB	SO	PO	A	Player	AB	R	H	RBI	BB	SO	PO	A									
Hassan, LF/RF	5	1	1	0	0	1	4	0	Chalk, CF	4	1	3	0	1	0	2	0	Lee, RF	0	0	0	0	0	0	0	0									
Anderson, CF/P	4	0	1	0	1	0	4	1	Boyd, RF	4	1	1	2	0	0	2	0	Mitchell, PH/CF	1	0	0	0	0	0	0	0									
Gallagher, RF/CF	3	2	0	0	2	0	1	0	Smith, 3B	5	1	1	1	0	1	0	3	D'Alessio, 1B	3	1	0	0	1	0	11	1									
Freiman, 1B	5	1	1	0	0	2	6	0	Hogan, C	3	1	1	1	0	0	6	1	Paulsen, DH	2	1	1	0	1	0	0	0									
Bartles, 3B	4	1	1	3	0	1	0	1	Paulsen, DH	2	1	1	0	1	0	0	0	Burg, PH/DH	1	0	1	0	0	0	0	0									
Nicolla, DH	2	1	0	1	1	0	0	0	Johnson, LF	4	1	2	1	0	1	0	0	Burgess, SS	3	1	1	3	0	0	2	3									
Gould, LF	1	0	1	0	0	0	0	0	Harbin, SS	0	0	0	0	0	0	0	1	Bunnell, 2B	3	1	1	1	0	1	3	5									
Williams, C	4	0	2	1	0	1	4	1	Totals	33	9	12	9	3	3	27	15																		
Saade, SS	4	0	0	0	0	1	2	1																											
McCurdy, 2B	4	0	0	0	0	1	3	4																											
Totals	36	6	7	5	4	7	24	8																											

Score By Innings										R	H	E
Duke	4	0	2	0	0	0	0	0		6	7	2
Clemson	4	0	3	0	2	0	0	0		9	12	2

E - Freiman (3), Bartles (6), Smith (7), Burgess (2). **DP** - Duke 1. **LOB** - Duke 7, Clemson 6. **2B** - Freiman (11), Williams (3). **HR** - Bartles (4). **HBP** - Bunnell. **SF** - Hogan (1), Burgess (1). **CS** - Chalk (2).

Duke									Clemson								
	IP	H	R	ER	BB	SO	AB	BF		IP	H	R	ER	BB	SO	AB	BF
Foreman (R)	2.1	6	7	4	2	2	13	16	Farina (R)	2.0	4	6	6	3	2	10	13
Seander (R)	2.1	2	2	0	0	0	9	11	Vaughn (R)	4.0	2	0	0	0	3	15	15
Currier (R)	0.0	0	0	0	1	0	0	1	Sarratt (R)	1.0	0	0	0	1	1	3	4
Butler (R)	1.1	1	0	0	0	0	4	4	Zoltak (L)	0.2	1	0	0	0	1	4	4
Anderson (L)	2.0	3	0	0	0	1	7	7	Clyne (R)	0.1	0	0	0	0	0	1	1
									Moskos (L)	1.0	0	0	0	0	0	3	3
Totals	8.0	12	9	4	3	3	33	39	Totals	9.0	7	6	6	4	7	36	40

Win - Vaughn (1-0). **Loss** - Foreman (1-1). **Save** - Moskos (5).

Umpires: HP - Dennis McComb, 1B - Mickey Fuqua, 3B - Gerald Trexler

Start - 1:04 PM. **Finish** - 3:46 PM. **Time** - 2:42. **Attendance** - 4,092

Game 20 • Maryland 4, Clemson 3

March 23, 2007 • Shipley Field • College Park, MD

In game-one on March 23, **Chad Durakis'** walkoff double in the ninth inning gave Maryland a 4-3 victory over #6 Clemson. **Durakis'** two-bagger was the only extra-base hit of the contest, as Maryland outhit Clemson 11-8. The Tigers had scored three runs in the ninth inning, highlighted by **Alex Burg's** two-run single up the middle, to tie the score. Terrapin starter **Casey Baron** pitched 8.0 superb innings, allowing just four hits, no runs, and one walk with seven strikeouts, but he did not factor in the decision. Clemson reliever **Alan Farina** struck out eight batters in 4.0 innings pitched, as four Tiger pitchers combined for 15 strikeouts.

Clemson 3									(14-6, 3-1 ACC)									Maryland 4									(15-7, 4-3 ACC)								
Player	AB	R	H	RBI	BB	SO	PO	A	Player	AB	R	H	RBI	BB	SO	PO	A	Player	AB	R	H	RBI	BB	SO	PO	A									
Chalk, CF	3	0	0	0	0	0	3	0	Palumbo, LF	4	0	3	2	1	0	1	0	1																	
Mitchell, RF	4	0	1	0	0	0	1	0	Murphy, 3B	4	0	1	1	1	0	1	0	1																	
Harbin, SS	4	1	1	0	0	0	0	0	Casario, RF	4	0	1	0	0	3	1	0	1																	
D'Alessio, 1B	4	1	1	0	0	0	6	0	Jowers, CF	1	0	0	0	0	1	1	0	1																	
Hogan, C	4	1	1	1	0	3	14	1	Melvin, SS	3	1	0	0	0	2	1	0	4																	
Smith, 3B	2	0	1	0	1	0	0	1	Spessard, 1B	3	0	0	0	0	3	10	0	1																	
Burg, DH	4	0	2	2	0	2	0	0	Durakis, C	5	1	2	1	0	2	8	1	1																	
Boyd, PR/DH	0	0	0	0	0	0	0	0	Greenberg, DH	4	1	1	0	0	0	1	0	0																	
Johnson, LF	4	0	1	0	0	2	0	0	Benick, CF/RF	4	1	2	0	0	1	3	0	1																	
Bunnell, 2B	3	0	0	0	0	1	1	2	Braun, 2B	3	0	1	0	1	2	3	3	1																	
Paulsen, PH	1	0	0	0	0	1	0	0																											
Burgess, 2B	0	0	0	0	0	0	0	0																											
Totals	33	3	8	3	1	9	25	6	Totals	35	4	11	4	5	15	27	9																		

Game 21 • Maryland 4, Clemson 1

March 24, 2007 • Shipley Field • College Park, MD

In game-two on March 24, Maryland scored four runs in the fifth inning en route to a 4-1 win over #6 Clemson. After scoring a run in the fifth inning, **A.J. Casario** hit a potential inning-ending, double-play grounder, but **David Bunnell** could not field the ball. The Terrapins, who had seven hits (all singles), made Clemson pay with three more runs in the frame. The Tigers, who had four hits, scored a run in the eighth on a double off the top of the fence in left field by **Taylor Harbin**, but Clemson was 0-for-5 with runners in scoring position in the game. **Ryan Hinson** suffered his first career loss despite pitching 6.2 effective innings. Terrapin starter **Ryan Moor** pitched 7.0 scoreless innings, allowing two hits and three walks with four strikeouts to record the victory. **Brett Cecil** pitched 1.1 scoreless and hitless innings to pick up the save as well.

Clemson 1 (14-7, 3-2 ACC)									Maryland 4 (16-7, 5-3 ACC)								
Player	AB	R	H	RBI	BB	SO	PO	A	Player	AB	R	H	RBI	BB	SO	PO	A
Chalk, CF	3	1	1	0	1	0	3	0	Palumbo, LF	3	1	1	1	1	0	2	0
Boyd, RF	4	0	0	0	0	0	1	0	Casario, DH	4	1	1	1	0	1	0	0
Harbin, SS	4	0	1	1	0	0	2	4	Murphy, 3B	4	0	1	2	0	1	0	3
D'Alessio, 1B	3	0	1	0	1	1	12	0	Melvin, SS	4	0	0	0	0	1	3	6
Hogan, C	4	0	1	0	0	1	5	1	Spessard, 1B	2	0	1	0	2	1	11	1
Paulsen, DH	4	0	0	0	0	1	0	0	Durakis, C	3	0	0	0	0	1	6	0
Smith, 3B	3	0	0	0	1	0	0	2	Nolan, RF	4	1	1	0	0	1	2	0
Johnson, LF	3	0	0	0	1	1	0	0	Jowers, CF	0	0	0	0	0	0	0	0
Bunnell, 2B	2	0	0	0	0	1	0	2	Benick, CF/RF	4	1	1	0	0	0	2	0
Mitchell, PH	1	0	0	0	0	1	0	0	Braun, 2B	2	0	1	0	0	0	1	1
Burgess, 2B	0	0	0	0	0	0	0	1									
Totals	31	1	4	1	4	6	24	12	Totals	30	4	7	4	4	6	27	11

Score By Innings

	R	H	E
Clemson	0	0	0
Maryland	0	0	0

E - Boyd (2), Bunnell (2), Hinson (1), Spessard (5). DP - Clemson 1, Maryland 1. LOB - Clemson 7, Maryland 7. 2B - Harbin (8), D'Alessio (3). SH - Braun (4). SB - Spessard (6), Braun (5).

Clemson									Maryland								
	IP	H	R	ER	BB	SO	AB	BF		IP	H	R	ER	BB	SO	AB	BF
Hinson (L)	6.2	6	4	2	3	6	25	29	Moorer (R)	7.0	2	0	0	3	4	23	26
Clyne (R)	1.1	1	0	0	1	0	5	6	Schwalenberg (R)	0.2	2	1	1	0	1	4	4
									Cecil (L)	1.1	0	0	0	1	1	4	5
Totals	8.0	7	4	2	4	6	30	35	Totals	9.0	4	1	1	4	6	31	35

Win - Moorer (3-0). Loss - Hinson (1-1). Save - Cecil (7).

Umpires: HP - Tony Gisondi, 1B - Reid Churchill, 3B - Bryant Woodall

Start - 1:02 PM. Finish - 3:18 PM. Time - 2:16. Attendance - 409

Game 23 • Clemson 14, Gardner-Webb 2

March 27, 2007 • Doug Kingsmore Stadium • Clemson, SC

Gardner-Webb 2									Clemson 14								
(12-17)									(16-7)								
Player	AB	R	H	RBI	BB	SO	PO	A	Player	AB	R	H	RBI	BB	SO	PO	A
Kinard, RF	3	1	1	0	0	2	1	0	Mitchell, CF	2	0	2	1	1	0	1	0
Crockett, PH/RF	1	0	1	0	0	0	0	0	Lee, LF	3	1	1	0	0	1	3	0
Cooke, LF	3	0	1	1	0	1	2	0	Harbin, SS	6	0	3	2	0	0	3	2
Miller, PH/CF	1	0	0	0	0	1	2	0	Smith, 3B	5	2	2	0	0	1	1	2
Lokken, 1B	3	0	1	0	0	0	4	1	D'Alessio, 1B	4	1	1	0	0	0	4	3
MacDonald, 1B	1	0	0	0	0	0	2	0	Morris, 1B	2	0	0	0	0	2	2	0
McConnell, DH	3	0	1	0	0	0	0	0	Hogan, C	2	2	1	0	0	0	5	1
Thrush, PH/DH	1	0	0	0	0	1	0	0	Boyd, PH/RF	2	1	2	1	1	0	0	0
Drewery, SS	3	0	1	0	0	0	1	1	Burg, RF/C	4	2	1	2	2	0	4	0
Johnson, SS	1	0	0	0	0	0	0	1	Ward, C	0	0	0	0	0	0	0	0
Rizzuto, 2B	3	1	1	0	0	2	3	3	Paulsen, DH	5	4	5	6	0	0	0	0
Boyles, 2B	1	0	0	0	0	0	0	1	Burgess, 2B	4	0	1	0	0	2	1	1
Loyd, 3B	3	0	1	0	0	0	0	1	Bunnell, 2B	1	0	1	2	0	0	0	0
Bubley, 3B	1	0	0	0	0	0	0	0	Johnson, LF/CF	5	1	1	0	0	1	2	0
Ahearn, CF	2	0	0	0	0	1	2	0									
Testa, PH/LF	2	0	0	0	0	1	0	0									
Harris, C	1	0	0	0	1	0	5	0									
McFarland, PH/C	1	0	0	0	0	0	2	0									
Totals	34	2	8	1	1	9	24	9	Totals	45	14	21	14	4	7	27	10

Score By Innings

	R	H	E
Gardner-Webb	1	0	0
Clemson	0	2	5

E - Cooke (2), Rizzuto (5), Hogan (2), Vaughn (1). LOB - Gardner-Webb 6, Clemson 13. 2B - Crockett (1), Burg (1), Paulsen (3), Bunnell (3). 3B - Kinard (1). HR - Paulsen (2). HBP - Smith. SH - Hogan (2). SB - Ahearn 2 (13), Mitchell (1), Harbin (9), Johnson (2). CS - Cooke (3), Mitchell (2).

Gardner-Webb									Clemson								
	IP	H	R	ER	BB	SO	AB	BF		IP	H	R	ER	BB	SO	AB	BF
Cogdill (L)	3.0	10	7	7	1	1	18	20	Vaughn (R)	5.0	5	2	1	1	5	19	20
Ban (R)	2.0	4	3	1	1	1	11	13	Bond (L)	1.0	2	0	0	0	1	5	5
Beal (L)	1.0	3	1	1	0	3	6	6	Sarratt (R)	1.0	1	0	0	0	2	4	4
Thomas (R)	1.0	2	3	3	2	1	5	7	Thraillkill (R)	1.0	0	0	0	0	1	3	3
Chandler (R)	1.0	2	0	0	0	1	5	5	Schnabel (R)	1.0	0	0	0	0	0	3	3
Totals	8.0	21	14	12	4	7	45	51	Totals	9.0	8	2	1	1	9	34	35

Win - Vaughn (2-0). Loss - Cogdill (1-1).

Umpires: HP - Randy Watkins, 1B - Danny Everett, 3B - Darion Padgett

Start - 7:17 PM. Finish - 10:01 PM. Time - 2:44. Attendance - 4,241

Game 22 • Clemson 5, Maryland 0

March 25, 2007 • Shipley Field • College Park, MD

In game-three on March 25, Head Coach **Jack Leggett** picked up career win #1,000 in #6 Clemson's 5-0 victory over Maryland. Leggett became the 29th coach in NCAA Division I history to reach the 1,000-win mark. **David Kopp** pitched 7.0 innings, allowing six hits, no runs, and no walks with five strikeouts to earn the win. **Kopp, D.J. Mitchell**, and **Daniel Moskos** combined to face just three batters over the minimum and struck out nine against no walks. Clemson scored three runs in the second inning and two more in the sixth inning. The Tigers had 12 hits and 19 baserunners in all, but they stranded 12 runners on base. Five different Tigers had two hits, including **Brad Chalk**, **Andy D'Alessio**, **Taylor Harbin**, **Ben Paulsen**, and **J.D. Burgess**. Paulsen added two runs scored. The Terrapins, who were 0-for-10 with runners on base, committed four errors as well.

Clemson 5									Maryland 0								
(15-7, 4-2 ACC)									(16-8, 5-4 ACC)								
Player	AB	R	H	RBI	BB	SO	PO	A	Player	AB	R	H	RBI	BB	SO	PO	A
Chalk, CF	3	0	2	1	1	0	2	0	Palumbo, LF	4	0	1	0	0	1	2	0
Johnson, LF	5	0	0	0	0	2	0	0	Melvin, SS	4	0	1	0	0	1	2	4
Hogan, C	5	0	1	1	0	3	8	2	Murphy, 3B	4	0	0	0	0	1	0	2
D'Alessio, 1B	4	1	2	0	1	0	12	0	Spessard, 1B	3	0	1	0	0	2	11	0
Harbin, SS	4	0	2	0	0	0	2	5	Casario, RF	3	0	1	0	0	0	1	0
Smith, 3B	4	1	1	1	1	1	1	2	Durakis, C	3	0	2	0	0	1	7	1
Paulsen, DH	4	2	2	0	1	0	0	0	Greenberg, DH	3	0	0	0	0	1	0	0
Burg, RF	3	1	0	0	0	1	0	0	Benick, CF	3	0	0	0	0	1	2	1
Boyd, PH/RF	2	0	0	0	0	0	0	0	Braun, 2B	3	0	0	0	0	1	2	4
Burgess, 2B	3	0	2	1	0	1	2	3									
Totals	37	5	12	4	4	8	27	15	Totals	30	0	6	0	0	9	27	14

Game 25 • Miami (FL) 10, Clemson 3

March 30, 2007 • Doug Kingsmore Stadium • Clemson, SC

In game-one on March 30, Miami (FL) scored 10 unanswered runs to come away with a 10-3 victory over #11 Clemson at Doug Kingsmore Stadium. The Tigers took a 3-0 lead in the third, but the Hurricanes responded with four runs in the fourth, highlighted by **Dennis Raben's** three-run homer. Miami added three runs in the seventh on **Yonder Alonso's** three-run long ball, then **Alonso** hit a solo homer in the ninth. The loss snapped Clemson's 21-game ACC home winning streak and seven-game winning streak over Miami. **Brad Chalk's** 50-game streak of reaching base also came to an end.

Miami 10									(16-12, 4-6 ACC)									Clemson 3									(17-8, 4-3 ACC)								
Player	AB	R	H	RBI	BB	SO	PO	A	Player	AB	R	H	RBI	BB	SO	PO	A	Player	AB	R	H	RBI	BB	SO	PO	A									
Tekotte, CF	5	1	2	0	0	2	2	0	Chalk, CF	4	0	0	0	0	0	0	1	0	Harbin, SS	3	1	2	1	1	0	0	0								
Jackson, SS	4	1	0	0	1	2	4	5	Smith, 3B	3	1	2	1	1	1	0	1	Paulsen, DH	3	0	0	0	1	0	0	0									
Alonso, 1B	5	2	2	4	0	1	6	3	D'Alessio, 1B	4	0	1	0	0	2	7	0	Mitchell, RF	3	0	0	0	0	0	2	0									
Sobolewski, 3B	5	2	2	0	0	2	2	0	Hogan, C	4	0	2	1	0	0	14	1	Boyd, PH	1	0	0	0	0	0	0	0									
Tomas, 2B	3	1	2	0	0	0	1	1	Paulsen, DH	3	0	0	0	1	0	0	0	Burgess, 2B	3	0	0	0	0	1	1	1									
DiNatale, LF	3	1	1	1	2	2	0	0	Mitchell, RF	3	0	0	0	0	0	0	2	Burg, PH	1	0	0	0	0	0	0	0									
Freitas, PR/LF	0	1	0	0	0	0	0	0	Boyd, PH	1	0	0	0	0	0	0	0	Johnson, LF	3	1	0	0	1	0	2	0									
Raben, RF/P/RF	5	1	2	4	0	2	5	1	Burgess, 2B	3	0	0	0	0	0	1	1																		
Petralli, DH	2	0	2	0	1	0	0	0	Burg, PH	1	0	0	0	0	0	0	0																		
Diego, PH/RF	2	0	0	0	0	2	0	0	Johnson, LF	3	1	0	0	1	0	2	0																		
Koronis, P	0	0	0	0	0	0	1	0																											
Hagerty, C	5	0	0	0	0	1	5	0																											
Totals	39	10	13	9	4	14	27	13	Totals	32	3	7	3	4	4	27	6																		

Score By Innings

	R	H	E
Miami	0	0	0
Clemson	0	0	3

E - Jackson (6), Harbin (4). **DP** - Miami 1. **LOB** - Miami 8, Clemson 6. **2B** - DiNatale (4), Harbin (9). **HR** - Alonso 2 (8), Raben (5). **SH** - Tomas 2 (9). **SB** - Johnson (3). **CS** - Harbin (1), Hogan (1).

Miami										Clemson									
Player	IP	H	R	ER	BB	SO	AB	BF		Player	IP	H	R	ER	BB	SO	AB	BF	
Erickson (L)	6.0	6	3	3	3	2	22	25		Zocchi (R)	4.0	5	4	4	2	5	17	19	
Raben (L)	2.0	1	0	0	0	2	7	7		Farina (R)	2.0	3	2	2	1	5	9	10	
Koronis (R)	1.0	0	0	0	1	0	3	4		Zoltak (L)	0.2	1	1	1	1	0	3	5	
										Clyne (R)	0.1	0	0	0	0	1	1	1	
										Sarratt (R)	2.0	4	3	3	0	3	9	10	
Totals	9.0	7	3	3	4	4	32	36		Totals	9.0	13	10	10	4	14	39	45	

Win - Erickson (4-3). **Loss** - Zocchi (3-1).

Umpires: HP - Scott Graham, 1B - Paul Guillie, 3B - Randy Harvey

Start - 7:15 PM. **Finish** - 10:16 PM. **Time** - 3:01. **Attendance** - 5,414

Game 27 • Miami (FL) 7, Clemson 6

April 1, 2007 • Doug Kingsmore Stadium • Clemson, SC

In game-three on April 1, Miami (FL) rallied after an 89-minute rain delay to defeat #11 Clemson 7-6 at Doug Kingsmore Stadium. With the Hurricanes ahead 4-2, the Tigers tied the score in the fifth when **Addison Johnson** hit a run-scoring double and scored on a passed ball. The Tigers took the lead the following inning on **Ben Paulsen's** RBI double. But pinch-hitter **Gus Menezes's** two-out single in the seventh plated two runs and gave Miami the lead for good. **Johnson** led the Tigers with three hits and two RBIs. A throwing error by **David Kopp** on a potential double play led to three unearned runs in the fifth.

Miami 7 (17-13, 5-7 ACC)										Clemson 6 (18-9, 5-4 ACC)									
Player	AB	R	H	RBI	BB	SO	PO	A		Player	AB	R	H	RBI	BB	SO	PO	A	
Tekotte, CF	4	1	1	0	0	0	4	1		Chalk, CF	4	0	1	0	1	0	2	0	
Tomas, 2B	3	1	2	0	1	0	4	2		Harbin, SS	4	0	0	0	0	1	1	4	
Alonso, 1B	3	1	2	2	2	0	8	1		Smith, 3B	3	1	1	0	2	1	1	1	
Sobolewski, 3B	3	2	1	0	2	1	0	3		D'Alessio, 1B	1	1	1	0	0	0	2	0	
Raben, RF	5	0	1	1	0	2	2	0		Morris, 1B	4	0	1	0	0	0	10	0	
Petralli, DH	2	0	1	0	1	1	0	0		Mitchell, PR	0	0	0	0	0	0	0	0	
Menezes, PH/DH	2	0	1	2	0	0	0	0		Hogan, C	5	1	2	1	0	1	8	1	
DiNatale, LF	5	0	1	1	0	1	3	0		Paulsen, DH	3	0	1	1	1	0	0	0	
Freitas, PR/LF	0	0	0	0	0	0	0	0		Boyd, RF	4	1	1	0	0	0	0	0	
O'Brien, C	5	0	0	0	0	2	5	2		Burgess, 2B	2	1	1	0	1	1	2	2	
Hagerty, C	0	0	0	0	0	0	0	0		Burg, PH	1	0	0	0	0	0	0	0	
Jackson, SS	5	2	3	0	0	0	1	2		Bunnell, 2B	0	0	0	0	0	0	0	0	
										Johnson, LF	4	1	3	2	0	0	1	0	
Totals	37	7	13	6	6	7	27	12		Totals	35	6	12	4	5	4	27	12	

Score By Innings

	R	H	E
Miami	0	0	0
Clemson	0	1	6

E - Harbin (7), Kopp (1). **DP** - Miami 3, Clemson 3. **LOB** - Miami 11, Clemson 8. **2B** - Tekotte (6), Raben (5), Jackson (7), Chalk (6), Paulsen (4), Johnson (2). **HBP** - Harbin. **SH** - Tekotte (1), Tomas (10). **SB** - Alonso (8), Sobolewski (6). **CS** - Harbin (2).

Miami										Clemson									
Player	IP	H	R	ER	BB	SO	AB	BF		Player	IP	H	R	ER	BB	SO	AB	BF	
Garcia (R)	4.1	6	4	3	2	16	19			Kopp (R)	5.2	7	4	4	4	4	22	27	
Koronis (R)	1.0	2	1	1	2	1	5	7		Zoltak (L)	0.1	3	2	2	0	0	4	4	
Gil (R)	3.2	4	1	0	1	14	15			Moskos (L)	3.0	3	1	1	2	3	11	14	
Totals	9.0	12	6	4	5	4	35	41		Totals	9.0	13	7	4	6	7	37	45	

Win - Gil (1-0). **Loss** - Zoltak (1-2).

Umpires: HP - Randy Harvey, 1B - Scott Graham, 3B - Paul Guillie

Start - 12:04 PM. **Finish** - 4:53 PM. **Time** - 3:20. **Attendance** - 4,208

Game 26 • Clemson 4, Miami (FL) 1

March 31, 2007 • Doug Kingsmore Stadium • Clemson, SC

In game-two on March 31, three Tiger pitchers limited Miami (FL) to only three hits in #11 Clemson's 4-1 victory at Doug Kingsmore Stadium. Starter **Ryan Hinson** earned the win by pitching 6.0 innings, allowing three hits, one run, and two walks with six strikeouts. **Stephen Clyne** pitched 2.0 hitless and scoreless innings, while **Daniel Moskos** pitched a perfect ninth inning to record the save. The three Tiger pitchers combined to hold the Hurricanes to 0-for-7 with two outs. All three of Miami's hits came consecutively in the fifth inning when the Hurricanes scored their only run of the game on **Jason Hagerty's** single over the head of second-baseman **J.D. Burgess**. Clemson scored three runs in the third inning, aided by a Hurricane error. The Tigers tacked on another run in the fifth inning thanks in part to another error. **Brad Chalk** had a game-high three hits, as Clemson totaled seven hits in the game.

Miami 1 (16-13, 4-7 ACC)										Clemson 4 (18-8, 5-3 ACC)									
Player	AB	R	H	RBI	BB	SO	PO	A		Player	AB	R	H	RBI	BB	SO	PO	A	
Tekotte, CF	3	0	0	0	1	0	1	0		Chalk, CF	4	1	3	0	0	0	0	0	
Jackson, SS	4	0	0	0	0	3	1	2		Harbin, SS	4	1	0	1	0	0	0	1	
Alonso, 1B	4	0	0	0	0	1	14	0		Smith, 3B	3	0	1	1	1	0	0	0	
Sobolewski, 3B	3	0	0	0	1	1	1	0		D'Alessio, 1B	4	0	1	1	0	1	6	2	
Tomas, 2B	4	0	0	0	0	1	0	5		Hogan, C	4	0	0	0	0	2	8	3	
Raben, RF	2	1	1	0	1	0	1	0		Burg, DH	3	0	1	0	0	0	0	0	
DiNatale, LF	3	0	1	0	0	1	2	0		Lee, PR/DH	0	0	0	0	0	0	0	0	
Hagerty, C	3	0	1	1	0	0	4	0		Paulsen, PH/DH	1	0	0	0	0	0	0	0	
Weislow, DH	2	0	0	0	0	1	0	0		Mitchell, RF	3	0	0	0	0	0	0	4	
Petralli, PH/DH	1	0	0	0	0	0	0	0		Burgess, 2B	2	1	1	0	0	1	2	2	
										Johnson, LF	2	1	0	0	0	0	4	0	
Totals	29	1	3	1	3	8	24	11		Totals	30	4	7	3	1	4	27	12	

Score By Innings

	R	H	E
Miami	0	0	0
Clemson	0	0	4

E - Sobolewski (6), Maine (3), Harbin 2 (6). **DP** - Clemson 1. **LOB** - Miami 4, Clemson 6. **2B** - Raben (4), D'Alessio (4). **HBP** - Burgess. **SH** - Mitchell (3), Johnson (1). **SB** - Chalk (5). **CS** - Sobolewski 2 (2).

Miami										Clemson									
Player	IP	H	R	ER	BB	SO	AB	BF		Player	IP	H	R	ER	BB	SO	AB	BF	
Maine (L)	6.0	7	4	2	0	4	24	27		Hinson (L)	6.0	3	1	1	2	6	20	22	
D. Gutierrez (R)	2.0	0	0	0	1	0	6	7		Clyne (R)	2.0	0	0	0	1	0	6	7	
										Moskos (L)	1.0	0	0	0	0	2	3	3	
Totals	8.0	7	4	2	1	4	30	34		Totals	9.0	3	1	1	3	8	29	32	

Win - Hinson (2-1). **Loss** - Maine (2-5). **Save** - Moskos (6).

Umpires: HP - Paul Guillie, 1B - Randy Harvey, 3B - Scott Graham

Start - 7:04 PM. **Finish** - 9:32 PM. **Time** - 2:28. **Attendance** - 5,239

Game 28 • Clemson 4, Georgia 2

April 3, 2007 • Foley Field • Athens, GA

Alan Farina pitched 3.1 scoreless innings in relief to lead #16 Clemson to a 4-2 win at Georgia on April 3. With Clemson up a run in the fifth inning, **Farina** shut down the Georgia bats, as he allowed just one hit (a bad-hop double) and no walks with three strikeouts to pick up his first win in a Tiger uniform. **Stephen Clyne** pitched a scoreless ninth inning to record his first save since 2005. Starter **D.J. Mitchell**, **Farina**, and **Clyne** combined to strike out seven batters against no walks. **Taylor Harbin's** two-run double in the fifth inning gave Clemson the lead for good, as he added another double later in the game. **Brad Chalk** and **Addison Johnson** also had two hits apiece. The Tigers did not commit an error and only allowed six Bulldog hits.

||
||
||

Game 29 • Clemson 11, Georgia 10

April 4, 2007 • Doug Kingsmore Stadium • Clemson, SC

Addison Johnson's two-out, walkoff double in the ninth inning lifted #16 Clemson to a come-from-behind 11-10 win over Georgia at Doug Kingsmore Stadium on April 4.

Georgia 10 (10-19)										Clemson 11 (20-9)									
Player	AB	R	H	RBI	BB	SO	PO	A		Player	AB	R	H	RBI	BB	SO	PO	A	
Cannady, RF	3	0	1	0	0	0	0	0		Chalk, CF	2	0	0	2	1	0	2	0	
Olson, PH/RF	2	1	2	5	1	0	0	0		Harbin, SS	5	1	1	0	0	2	2	3	
Beckham, SS	6	1	3	1	0	0	3	3		Smith, 3B	4	2	3	1	1	0	2	1	
Wyatt, CF	5	1	3	2	1	0	2	1		Paulsen, 1B	4	2	0	0	1	0	8	0	
Poythress, 1B	5	0	0	0	1	2	8	0		Hogan, C	4	2	1	1	1	2	7	1	
Robbins, DH	4	1	1	1	0	0	0	0		Burg, DH	0	1	0	0	1	0	0	0	
Stewart, PH/DH	1	0	0	0	0	1	0	0		Boyd, PH/DH	3	2	2	3	0	1	0	0	
Peisel, 3B	5	0	2	0	0	1	0	0		Mitchell, RF	3	1	2	2	0	3	1	0	
Cerione, LF	4	1	0	0	1	2	3	0		Burgess, 2B	3	0	0	0	0	1	3	2	
Crane, C	4	3	3	1	0	0	9	0		Morris, PH	1	0	0	0	0	1	0	0	
Starr, 2B	4	2	2	0	1	1	0	0		Bunnell, 2B	1	0	0	0	0	1	0	0	
Totals	43	10	17	10	5	7	26	9		Johnson, LF	4	0	3	2	1	0	0	0	

Score By Innings

	R	H	E
Georgia	0	0	1
Clemson	1	0	0

E - Beckham (10), Smith (8), Thrailkill (2), Zocchi (1). DP - Georgia 3. LOB - Georgia 12, Clemson 8. 2B - Crane (1), Johnson (4). 3B - Harbin (1), Boyd (2). HR - Olson (2), Wyatt (3), Robbins (2), Crane (2). HBP - Crane, Chalk, Burg. SF - Chalk (2). SB - Mitchell (2), Johnson (4).

Georgia										Clemson									
Player	IP	H	R	ER	BB	SO	AB	BF		Player	IP	H	R	ER	BB	SO	AB	BF	
Leaver (L)	5.0	4	2	2	2	2	15	20		Zoltak (L)	3.0	4	1	1	1	1	13	14	
McDaniel (R)	0.0	2	3	3	1	0	2	3		Thrailkill (R)	2.0	5	3	3	0	2	10	10	
Woolley (R)	1.0	1	3	2	4	2	5	9		Schnabel (R)	1.0	4	3	3	0	1	7	7	
Holder (R)	2.0	1	1	1	1	2	7	8		Zocchi (R)	0.2	3	3	3	2	0	5	7	
Fields (R)	0.2	3	2	2	0	2	5	5		Martin (L)	0.0	0	0	0	0	1	0	0	
Totals	8.2	11	11	10	8	8	34	45		Sarratt (R)	1.2	1	0	0	1	3	6	8	

Win - Clyne (4-0). Loss - Fields (1-5).

Umpires: HP - David Savage, 1B - Steve Manders, 3B - Danny Everett

Start - 7:17 PM. Finish - 10:32 PM. Time - 3:15. Attendance - 5,362

Game 31 • Clemson 8, Virginia Tech 5

April 7, 2007 • English Field • Blacksburg, VA

In game-two on April 7, David Kopp pitched 7.0 solid innings in #16 Clemson's 8-5 victory at Virginia Tech. Kopp earned the win, as he allowed five hits, two runs, and one walk with six strikeouts. The Tigers took control of the game with four combined runs in the first two innings, highlighted by D.J. Mitchell's run-scoring single in the three-run second inning. Clemson added three insurance runs in the eighth inning thanks in part to Wilson Boyd's two-run single through the left side. The Hokies scored three runs in the ninth inning and brought the potential tying run to the plate, but they came up short. Taylor Harbin had two hits, including a solo home run to left field in the first inning, and Mitchell added two hits and two runs scored. Both teams had 10 hits as well.

Clemson 8 (22-9, 7-4 ACC)										Virginia Tech 5 (16-16, 4-10 ACC)									
Player	AB	R	H	RBI	BB	SO	PO	A		Player	AB	R	H	RBI	BB	SO	PO	A	
Chalk, CF	3	1	1	1	1	0	3	0		Parks, CF	4	1	1	1	0	0	2	0	
Lee, PH/CF	1	0	0	0	0	1	0	0		O'Brien, 1B	4	0	1	1	1	0	11	0	
Harbin, SS	5	1	2	2	0	0	2	2		Thomas, 3B	5	0	2	0	0	1	2	1	
Smith, 3B	4	0	0	0	1	3	1	2		Redd, DH	2	0	0	0	0	2	0	0	
Paulsen, 1B	5	1	1	0	0	1	8	0		Sosnoskie, PH/DH	3	0	0	0	0	1	0	0	
Hogan, C	4	1	1	0	1	0	8	0		Cueto, RF	4	0	0	0	0	2	2	0	
Burg, DH	3	2	1	0	1	1	0	0		Schaeffer, SS	4	1	2	0	0	0	0	3	
Mitchell, RF	4	2	2	1	0	0	1	0		Hacker, 2B	3	1	1	0	0	0	1	5	
Burgess, 2B	4	0	1	1	0	0	2	3		Padgett, PH	1	1	0	0	0	0	0	0	
Johnson, LF	1	0	0	0	0	0	1	0		Bumbry, LF	4	0	1	2	0	2	1	0	
Boyd, LF	2	0	1	2	0	0	1	0		Foley, C	4	1	2	1	0	0	7	0	
Totals	36	8	10	7	4	6	27	8		Totals	38	5	10	5	1	8	27	12	

Score By Innings

	R	H	E
Clemson	1	3	0
Virginia Tech	0	0	0

E - Harbin (8), O'Brien (7). DP - Virginia Tech 1. LOB - Clemson 7, Virginia Tech 8. 2B - Chalk (7), Hogan (7), Burg (2), Parks (8), Bumbry (6), Foley (4). HR - Harbin (3). HBP - Burg, Parks. SH - Johnson (3). SB - Chalk (8), Parks (25), O'Brien (3), Thomas (6).

Clemson										Virginia Tech									
Player	IP	H	R	ER	BB	SO	AB	BF		Player	IP	H	R	ER	BB	SO	AB	BF	
Kopp (R)	7.0	5	2	2	1	6	26	28		Wells (L)	6.1	5	3	3	2	23	28		
Martin (L)	1.0	1	0	0	0	1	4	4		Stoehr (R)	1.0	4	3	3	1	1	7	8	
Sarratt (R)	1.0	4	3	0	0	1	8	8		Ballard (R)	1.2	1	0	0	0	3	6	6	
Totals	9.0	10	5	2	1	8	38	40		Totals	9.0	10	8	6	4	6	36	42	

Win - Kopp (4-2). Loss - Wells (2-3).

Umpires: HP - Tom Baldinelli, 1B - Henry Stancil, 3B - A.J. Lostaglio

Start - 2:49 PM. Finish - 5:07 PM. Time - 2:18. Attendance - 180

Game 30 • Clemson 6, Virginia Tech 3

April 6, 2007 • English Field • Blacksburg, VA

In game-one in a game that started on April 6 and ended on April 7 due to snow, Marquez Smith hit a two-run homer in the fifth inning to lead #16 Clemson to a 6-3 win at Virginia Tech. The game was suspended in the middle of the fifth inning after snow covered the field and fielders had difficulty seeing the ball in the air. Neither team could break through with big hits, as Clemson left 12 runners on base and Virginia Tech stranded 11 on base. D.J. Mitchell had three hits, including two doubles, and a run scored. Six different Tigers scored a run. The Hokies totaled 13 hits, but they were all singles. Matt Vaughn pitched 5.0 innings to earn the win in relief of Daniel Moskos, who allowed one run in 4.0 innings pitched in his first career start. The Tigers, who totaled five sacrifice bunts and three stolen bases, did not commit an error in 44 chances as well.

Clemson 6									Virginia Tech 3								
(21-9, 6-4 ACC)									(16-15, 4-9 ACC)								
Player	AB	R	H	RBI	BB	SO	PO	A	Player	AB	R	H	RBI	BB	SO	PO	A
Chalk, CF	2	1	1	0	2	0	0	0	Parks, CF	5	1	2	0	0	1	1	0
Harbin, SS	3	1	1	0	0	0	1	4	O'Brien, 1B	3	2	3	0	1	0	11	1
Smith, 3B	2	1	2	2	2	0	0	1	Thomas, 3B	4	0	2	0	0	2	1	3
Paulsen, 1B	4	0	0	1	0	2	15	0	Redd, DH	5	0	2	2	0	0	0	0
Hogan, C	5	0	1	0	0	1	7	1	Cueto, RF	4	0	1	1	1	0	1	0
Boyd, DH	3	1	1	0	0	1	0	0	Schaeffer, SS	4	0	2	0	0	1	1	4
Burg, PH/DH	1	0	0	0	0	0	0	0	Sosnoskie, C	3	0	0	0	0	1	7	0
Mitchell, RF	4	1	3	0	0	0	1	0	Ryan, LF	4	0	0	0	0	2	1	1
Burgess, 2B	4	0	1	1	0	1	2	9	Hacker, 2B	4	0	1	0	0	0	3	4
Johnson, LF	5	1	1	0	0	2	1	0									
Totals	33	6	11	4	4	7	27	17	Totals	36	3	13	3	2	7	27	14

Score By Innings

	R	H	E
Clemson	0	0	1
Virginia Tech	1	0	0

E - Schaeffer (11), Hacker (6). DP - Clemson 1, Virginia Tech 1. LOB - Clemson 12, Virginia Tech 11. 2B - Hogan (6), Mitchell (2). HR - Smith (5). HBP - Harbin, Burg, Sosnoskie. SH - Chalk (2), Harbin (2), Smith (3), Mitchell (4), Burgess (5), O'Brien (1), Thomas (1). SF - Paulsen (1). SB - Chalk (7), Harbin (10), Johnson (5). CS - Schaeffer (7).

Clemson										Virginia Tech									
Player	IP	H	R	ER	BB	SO	AB	BF		Player	IP	H	R	ER	BB	SO	AB	BF	
Moskos (L)	4.0	6	1	1	0	4	16	17		Fryman (R)	5.0	8	5	4	1	4	19	25	
Vaughn (R)	5.0	7	2	2	2	3	20	24		Fox (L)	4.0	3	1	0	3	3	14	20	
Totals	9.0	13	3	3	2	7	36	41		Totals	9.0	11	6	4	4	7	33	45	

Win - Vaughn (3-0). Loss - Fryman (2-5).

Umpires: HP - A.J. Lostaglio, 1B - Tom Baldinelli, 3B - Henry Stancil

Start - 7:03 PM. Finish - 2:08 PM (April 7). Time - 2:14. Attendance - 205

Game 32 • Clemson 5, Virginia Tech 2 (10 Innings)

April 8, 2007 • English Field • Blacksburg, VA

In game-three on April 8, Doug Hogan blasted a three-run homer in the 10th inning to lead #16 Clemson to a 5-2 win at Virginia Tech. Marquez Smith hit a solo home run in the first inning, but the Hokies scored single runs in the first and third innings to take the lead. Clemson tied the score in the seventh inning on Taylor Harbin's sacrifice fly. Smith led off the 10th inning with an infield single, then Ben Paulsen singled through the right side on a hit-and-run. Hogan followed with a towering three-run homer to left field, his first long ball in 27 games. Alan Farina pitched 4.1 hitless and scoreless innings in relief with seven strikeouts to earn the victory, while Stephen Clyne picked up the save.

Clemson 5									(23-9, 8-4 ACC)									Virginia Tech 2									(16-17, 4-11 ACC)								
Player	AB	R	H	RBI	BB	SO	PO	A	Player	AB	R	H	RBI	BB	SO	PO	A	Player	AB	R	H	RBI	BB	SO	PO	A									
Chalk, CF	4	0	0	0	2	2	0	0	Parks, CF	4	1	2	0	1	1	2	0	Schaeffer, SS	1	0	0	0	2	0	4	3									
Harbin, SS	4	0	1	1	0	0	1	3	O'Brien, 1B	4	0	1	1	0	2	9	1	Redd, DH	4	0	1	1	1	0	0	3									
Smith, 3B	5	2	2	1	0	0	0	1	Cueto, RF	4	0	0	0	0	1	0	0	Padgett, 3B	4	0	0	0	0	2	2	0									
Paulsen, 1B	5	1	2	0	0	0	13	2	Hacker, 2B	4	0	0	0	0	0	3	3	Hacker, 2B	4	0	0	0	0	0	3	4									
Hogan, C	5	1	2	3	0	1	8	1	Ryan, LF	4	0	0	0	0	0	0	0	Ryan, LF	4	0	0	0	0	0	0	0									
Boyd, LF	4	0	1	0	1	1	2	0	Foley, C	4	1	1	0	0	0	0	9	Foley, C	4	1	1	0	0	0	9	3									
Burg, DH	1	0	0	0	1	1	0	0																											
Lee, PH/DH	2	1	1	0	1	0	0	0																											
Mitchell, RF	2	0	0	0	2	2	2	0																											
Burgess, 2B	2	0	0	0	0	2	3	3																											
Johnson, PH	1	0	0	0	0	0	0	0																											
Bunnell, 2B	1	0	0	0	0	1	0	1																											
Totals	36	5	9	5	7	10	30	14	Totals	33	2	5	2	4	9	30	14	Totals	33	2	5	2	4	9	30	14									

Game 33 • Clemson 6, Wake Forest 2

April 13, 2007 • Hooks Stadium • Winston-Salem, NC

In game-one on April 13, **Daniel Moskos** pitched 6.0 strong innings and five Tigers combined for 12 hits in #14 Clemson's 6-2 victory at Wake Forest. **Moskos** struck out seven and allowed just one run to earn the win. **D.J. Mitchell** pitched 2.0 hitless and scoreless innings of relief to close out the game. **Wilson Boyd** and **Brad Chalk** each had three hits, while **Taylor Harbin** added two hits and three RBIs. **Addison Johnson** went 2-for-3 with a triple and two runs scored as well. The Tigers' three-run sixth inning proved to be the difference. Clemson did not commit an error and held Wake Forest to 1-for-13 with runners on base.

Clemson 6 (24-9, 9-4 ACC)									Wake Forest 2 (20-17, 7-9 ACC)								
Player	AB	R	H	RBI	BB	SO	PO	A	Player	AB	R	H	RBI	BB	SO	PO	A
Chalk, CF	4	1	3	1	1	0	2	0	Linnenkohl, LF	3	1	2	0	0	0	3	0
Harbin, SS	3	0	2	3	0	0	0	2	Goff, 2B	3	0	0	0	1	2	1	1
Smith, 3B	5	0	0	0	0	0	0	0	Dykstra, 1B	4	0	1	1	0	0	12	0
D'Alessio, DH	3	0	0	0	2	1	0	0	Murray, DH	4	1	1	1	0	1	0	0
Lee, PR/DH	0	0	0	0	0	0	0	0	Hood, SS	4	0	0	0	0	2	1	3
Hogan, C	5	1	0	0	0	2	11	0	Terry, CF	2	0	1	0	1	0	1	0
Paulsen, 1B	5	1	2	0	0	0	8	1	Ocheltree, RF	4	0	1	0	0	2	2	0
Boyd, RF	4	0	3	1	1	0	0	0	Rosaia, C	4	0	0	0	0	1	4	0
Burgess, 2B	3	1	0	1	0	1	2	3	Jones, C	0	0	0	0	0	0	1	1
Burg, PH	1	0	0	0	0	1	0	0	Smith, 3B	4	0	1	0	0	3	2	2
Bunnell, 2B	0	0	0	0	0	0	0	1									
Johnson, LF	3	2	2	0	1	0	1	1									
Totals	36	6	12	6	5	5	27	12	Totals	32	2	7	2	2	11	27	10

Score By Innings										R	H	E
Clemson	0	0	1	0	0	3	1	1	0	6	12	0
Wake Forest	0	0	0	0	1	1	0	0	0	2	7	3

E - Dykstra (9), Smith (2). **LOB** - Clemson 11, Wake Forest 9. **2B** - Chalk (8), Paulsen (5). **3B** - Johnson (3). **HR** - Murray (2). **HBP** - Linnenkohl (2), Terry. **SH** - Harbin (3), Burgess (6), Goff (1). **SF** - Harbin (2). **SB** - Harbin (11). **CS** - Chalk (3), Boyd (4).

Clemson									Wake Forest								
	IP	H	R	ER	BB	SO	AB	BF		IP	H	R	ER	BB	SO	AB	BF
Moskos (L)	6.0	6	1	1	1	7	22	25	Kledzik (R)	6.0	10	4	4	2	3	26	30
Zoltak (L)	1.0	1	1	1	1	1	4	6	Negus (R)	2.0	2	2	1	2	1	8	11
Mitchell (R)	2.0	0	0	0	0	3	6	7	Wiesner (L)	1.0	0	0	0	1	1	2	3
Totals	9.0	7	2	2	2	11	32	38	Totals	9.0	12	6	5	5	5	36	44

Win - Moskos (3-2). **Loss** - Kledzik (3-3).
Umpires: HP - Bruce Ravan, 1B - Scott Erby, 3B - Reid Churchill
Start - 3:07 PM. **Finish** - 5:35 PM. **Time** - 2:28. **Attendance** - 1,392

Game 35 • Clemson 5, Wake Forest 4

April 15, 2007 • Hooks Stadium • Winston-Salem, NC

In game-three on April 15, #14 Clemson escaped with a 5-4 victory at Wake Forest. The Demon Deacons scored two runs in the ninth inning and had the potential tying run on second base with one out and **Brett Linnenkohl** at the plate with a 2-2 count before the game was eventually called due to heavy rain. The two teams waited 90 minutes until the game was finally called, and there was also a 69-minute weather delay at the end of the fourth inning. **Ryan Hinson** pitched 7.0 strong innings, allowing two runs on nine hits with eight strikeouts against no walks to earn the win. Clemson took the lead with three runs in the second inning and added two runs in the fourth inning. **Andy D'Alessio** went 3-for-4 with two doubles and three RBIs, while **Ben Paulsen** added three hits and a run scored.

Clemson 5 (25-10, 10-5 ACC)										Wake Forest 4 (21-18, 8-10 ACC)									
Player	AB	R	H	RBI	BB	SO	PO	A		Player	AB	R	H	RBI	BB	SO	PO	A	
Mitchell, CF	4	0	0	0	0	0	3	0		Linnenkohl, LF	4	1	1	0	0	2	1	0	
Johnson, LF	4	0	0	0	0	1	4	0		Goff, 2B	4	1	3	0	0	0	0	4	
Harbin, SS	4	0	0	0	0	1	2	3		Dykstra, 1B	4	0	1	0	0	0	14	0	
Paulsen, DH	4	1	3	0	0	0	0	0		Murray, DH	4	0	1	2	0	2	0	0	
Boyd, RF	3	1	1	0	1	0	2	0		Hood, SS	4	0	0	0	0	0	1	4	
Hogan, C	4	0	0	0	0	2	8	0		Terry, CF	3	1	1	0	0	1	2	0	
Smith, 3B	3	2	1	1	1	1	0	1		Ocheltree, RF	4	1	1	0	0	2	1	0	
D'Alessio, 1B	4	1	3	3	0	0	6	0		Smith, 3B	3	0	0	1	0	1	1	2	
Bunnell, 2B	4	0	1	1	0	1	0	2		Jones, C	3	0	2	0	0	0	6	1	
										Williams, PH	1	0	1	1	0	0	0	0	
Totals	34	5	9	5	2	6	25	6		Totals	34	4	11	4	0	8	27	13	

Score By Innings										R	H	E
Clemson	0	3	0	2	0	0	0	0	0	5	9	0
Wake Forest	2	0	0	0	0	0	0	2	0	4	11	2

E - Goff (6), Terry (3). **DP** - Clemson 1, Wake Forest 2. **LOB** - Clemson 5, Wake Forest 7. **2B** - Smith (5), D'Alessio (2), Goff (2), Ocheltree (7). **HBP** - Terry. **SH** - Mitchell (6). **SF** - Smith (2).

Clemson									Wake Forest								
	IP	H	R	ER	BB	SO	AB	BF		IP	H	R	ER	BB	SO	AB	BF
Hinson (L)	7.0	9	2	2	0	8	30	30	Mellies (R)	3.0	5	3	3	1	3	14	15
Martin (L)	0.1	0	0	0	0	0	1	1	Hunter (R)	1.0	2	2	2	1	0	3	5
Zocchi (R)	0.2	1	2	2	0	0	2	3	Wiesner (L)	3.0	1	0	0	0	1	10	10
Fidrych (L)	0.1	0	0	0	0	0	0	1	Ellis (R)	2.0	1	0	0	0	2	7	7
Clyne (R)	0.0	1	0	0	0	0	1	1									
Totals	8.1	11	4	4	0	8	34	36	Totals	9.0	9	5	5	2	6	34	37

Win - Hinson (3-1). **Loss** - Mellies (1-1).
Umpires: HP - Reid Churchill, 1B - Bruce Ravan, 3B - Scott Erby
Start - 12:19 PM. **Finish** - 3:31 PM. **Time** - 2:03. **Attendance** - 595

Game 34 • Wake Forest 6, Clemson 5

April 14, 2007 • Hooks Stadium • Winston-Salem, NC

In game-two on April 14, **Brett Linnenkohl's** walkoff single in the ninth inning gave Wake Forest a 6-5 win over #14 Clemson at Hooks Stadium. The loss snapped the Tigers' 17-game winning streak in the series. **Tyler Smith** walked to lead off the ninth, went to second on a balk, and scored two batters later on **Linnenkohl's** single over the head of **Addison Johnson** in left field. After the Demon Deacons scored three runs in the fifth inning after the first two batters of frame were retired, Clemson scored four runs in the sixth on two-run doubles by both **Doug Hogan** and **D.J. Mitchell**. But **Evan Ocheltree's** solo homer in the bottom of the sixth tied the score. **Mitchell** and **Brad Chalk** led Clemson with two hits apiece, while **Linnenkohl** had three of Wake Forest's 10 hits.

Clemson 5 (24-10, 9-5 ACC)									Wake Forest 6 (21-17, 8-9 ACC)								
Player	AB	R	H	RBI	BB	SO	PO	A	Player	AB	R	H	RBI	BB	SO	PO	A
Chalk, CF	2	0	2	0	0	0	1	0	Linnenkohl, LF	5	1	3	1	0	1	1	0
Boyd, PR/RF	2	1	1	0	0	0	1	0	Terry, CF	3	1	1	1	1	0	2	0
Harbin, SS	3	1	1	0	1	0	1	1	Dykstra, 1B	4	1	2	2	0	1	10	1
Smith, 3B	5	0	0	0	0	1	0	1	Murray, DH	4	0	1	1	0	1	0	0
D'Alessio, 1B	3	1	0	0	1	1	7	0	Hood, SS	4	0	0	0	0	1	0	2
Hogan, C	4	1	1	2	0	1	11	0	Ocheltree, RF	4	1	1	1	0	3	3	0
Burg, DH	3	1	1	0	1	1	0	0	Goff, 2B	4	0	0	0	0	1	2	3
Mitchell, RF/CF	3	0	2	2	1	0	2	0	Smith, 3B	3	1	1	0	1	0	3	3
Burgess, 2B	3	0	0	0	0	0	0	2	Jones, C	4	1	1	0	0	3	6	1
Paulsen, PH	1	0	0	0	0	0	0	0									
Bunnell, 2B	0	0	0	0	0	0	0	0									
Johnson, LF	4	0	1	1	0	1	2	0									
Totals	33	5	9	5	4	5	25	6	Totals	35	6	10	6	2	11	27	11

Score By Innings										R	H	E
Clemson	0	0	0	1	4	0	0	0	0	5	9	0
Wake Forest	0	0	0	1	3	1	0	0	1	6	10	0

DP - Wake Forest 1. **LOB** - Clemson 7, Wake Forest 6. **2B** - Harbin (13), Hogan (8), Mitchell (4), Smith (8). **HR** - Dykstra (14), Ocheltree (6). **HBP** - Chalk. **SH** - Harbin (4). **SB** - Mitchell (5). **CS** - Johnson (1).

Clemson									Wake Forest								
IP	H	R	ER	BB	SO	AB	BF		IP	H	R	ER	BB	SO	AB	BF	
Kopp (R)	5.0	8	5	5	1	6	23	24	Bullock (L)	5.1	7	5	5	2	2	20	24
Farina (R)	3.1	1	1	1	1	5	11	12	Niesen (L)	3.2	2	0	0	2	3	13	15
Clyne (R)	0.0	1	0	0	0	0	1	1									
Totals	8.1	10	6	6	2	11	35	37	Totals	9.0	9	5	5	4	5	33	39

Win - Niesen (4-3). **Loss** - Farina (2-1).
Umpires: HP - Scott Erby, 1B - Reid Churchill, 3B - Bruce Ravan
Start - 11:02 AM. **Finish** - 1:25 PM. **Time** - 2:23. **Attendance** - 1,227

Game 36 • South Carolina 4, Clemson 2

April 18, 2007 • Sarge Frye Field • Columbia, SC

Four Gamecocks hit solo home runs to lead #4 South Carolina to a 4-2 victory over #13 Clemson at Sarge Frye Field on April 18. After hitting a solo homer in the first inning, the Gamecocks added three more solo homers in the third inning to take a 4-0 lead. **Andy D'Alessio's** RBI groundout in the fourth inning put the Tigers on the scoreboard, but neither team scored again until the ninth inning. **D'Alessio's** two-out, solo homer in the ninth cut South Carolina's lead to two runs, but the Tigers

Game 37 • Virginia 5, Clemson 3

April 20, 2007 • Doug Kingsmore Stadium • Clemson, SC

In game-one on April 20, **Jacob Thompson** limited #13 Clemson to three runs on six hits in 8.0 innings pitched to lead #6 Virginia to a 5-3 win at Doug Kingsmore Stadium. **Thompson** allowed just one walk with six strikeouts to improve to 9-0 on the season. Only one of the five runs allowed by three Tiger pitchers were earned, as Virginia scored three unearned runs in the fourth inning. **Andy D'Alessio's** two-run homer in the sixth inning cut Virginia's lead to a run. The Tigers had the potential tying run on second base in the ninth inning, but came up short. The Cavaliers also stole nine bases in nine attempts.

Virginia 5 (33-8, 12-6 ACC)									Clemson 3 (25-12, 10-6 ACC)								
Player	AB	R	H	RBI	BB	SO	PO	A	Player	AB	R	H	RBI	BB	SO	PO	A
Miclat, 3B	3	2	2	0	2	0	1	3	Chalk, CF	3	0	2	0	1	0	1	0
Marsh, RF	5	1	1	2	0	1	1	0	Boyd, RF	4	1	0	0	0	1	2	0
Doolittle, 1B	4	0	3	2	1	0	11	0	Harbin, SS	4	0	0	0	0	0	0	3
Guyer, LF	5	1	1	0	0	2	0	0	D'Alessio, 1B	4	2	2	2	0	1	6	1
Adams, 2B	4	0	1	0	1	2	2	3	Smith, 3B	4	0	0	0	0	2	0	3
Seabury, C	4	0	2	0	0	1	8	1	Paulsen, DH	3	0	2	0	0	0	0	0
Farrell, DH	2	0	0	0	1	2	0	0	Burg, PH	1	0	1	0	0	0	0	0
Henry, PH/DH	1	0	0	0	0	1	0	0	Hogan, C	2	0	0	1	1	1	15	0
Cannon, SS	5	0	0	0	0	4	2	5	Johnson, LF	2	0	0	0	0	1	1	0
Mitchell, CF	5	1	1	0	0	1	2	0	Lee, LF	1	0	0	0	0	1	0	0
									Bunnell, 2B	2	0	0	0	0	1	1	0
									Morris, PH	1	0	0	0	0	0	0	0
									Burgess, 2B	0	0	0	0	0	0	1	1
Totals	38	5	11	4	5	14	27	13	Totals	31	3	7	3	2	8	27	9

Score By Innings

	AB	R	H	RBI	BB	SO	PO	A	R	H	E
Virginia	1	0	0	3	0	0	1	0	5	11	1
Clemson	0	1	0	0	2	0	0	0	3	7	1

E - Cannon (13), Bunnell (3). DP - Virginia 1. LOB - Virginia 13, Clemson 5. 2B - Marsh (5), Guyer (14), Seabury (7). 3B - Mitchell (1). HR - D'Alessio (5). HBP - Seabury. SH - Henry (2), Johnson (4). SF - Hogan (2). SB - Miclat 4 (31), Doolittle 2 (4), Guyer (15), Mitchell 2 (17).

Virginia									Clemson								
	IP	H	R	ER	BB	SO	AB	BF		IP	H	R	ER	BB	SO	AB	BF
Thompson (R)	8.0	6	3	3	1	6	27	30	Moskos (L)	3.2	6	4	1	3	7	18	21
Lambert (L)	1.0	1	0	0	1	2	4	5	Mitchell (R)	2.1	4	1	0	1	3	11	12
									Farina (R)	3.0	1	0	0	1	4	9	12
Totals	9.0	7	3	3	2	8	31	35	Totals	9.0	11	5	1	5	14	38	45

Win - Thompson (9-0). Loss - Moskos (3-3). Save - Lambert (8).

Umpires: HP - Frank Sylvester, 1B - Bryant Woodall, 3B - Randy Dulin

Start - 7:18 PM. Finish - 10:14 PM. Time - 2:56. Attendance - 5,192

Game 39 • Clemson 2, Virginia 1

April 22, 2007 • Doug Kingsmore Stadium • Clemson, SC

In game-three on April 22, **Ryan Hinson** pitched 6.1 scoreless innings of one-hit ball to lead #13 Clemson to a 2-1 win over #6 Virginia at Doug Kingsmore Stadium. **Hinson** allowed one hit with five strikeouts to earn the win. **Alan Farina** pitched 2.2 innings, allowing one run on two hits to pick up his first save as a Tiger. Clemson scored a run in the first on **Andy D'Alessio's** run-scoring single. After **Brandon Guyer** robbed D'Alessio of extra bases and started a double play with a diving catch in left field in the eighth, **Marquez Smith** blasted a two-out, solo homer to cut Clemson's lead to 2-0. Virginia scored a run in the ninth before **Brandon Marsh** grounded into a game-ending double play. Clemson outhit Virginia 8-3.

Virginia 1 (34-9, 13-7 ACC)									Clemson 2 (26-13, 11-7 ACC)								
Player	AB	R	H	RBI	BB	SO	PO	A	Player	AB	R	H	RBI	BB	SO	PO	A
Miclat, 1B	3	0	1	1	2	1	7	0	Chalk, CF	2	0	0	0	0	0	1	0
Marsh, RF	3	0	0	1	1	1	3	0	Boyd, LF	1	0	0	0	0	0	2	0
Doolittle, DH	4	0	1	0	0	0	0	1	Mitchell, LF/CF	4	1	1	0	0	2	3	0
Guyer, LF	4	0	0	0	0	0	4	1	Harbin, SS	4	0	2	0	0	0	1	2
Adams, 2B	2	0	0	0	2	1	3	2	D'Alessio, 1B	4	0	2	1	0	0	8	1
Seabury, C	3	0	0	0	1	0	6	1	Smith, 3B	4	1	1	1	0	0	1	1
Wingfield, 3B	4	0	1	0	0	2	0	0	Hogan, C	2	0	1	0	2	0	6	1
Cannon, SS	2	1	0	0	1	0	0	1	Paulsen, DH	4	0	0	0	0	2	0	0
Mitchell, CF	2	0	0	0	0	1	1	0	Burg, RF	2	0	1	0	0	1	2	0
Henry, PH/CF	1	0	0	0	1	0	0	0	Lee, PR/RF	0	0	0	0	0	0	1	0
									Burgess, 2B	1	0	0	0	1	1	2	3
Totals	28	1	3	1	8	6	24	6	Totals	28	2	8	2	3	6	27	9

Score By Innings

	AB	R	H	RBI	BB	SO	PO	A	R	H	E
Virginia	0	0	0	0	0	0	1	1	1	3	1
Clemson	1	0	0	0	0	0	1	1	2	8	3

E - Miclat (8), Harbin 2 (10), Hogan (3). DP - Virginia 1, Clemson 1. LOB - Virginia 10, Clemson 8. 2B - Wingfield (9). HR - Smith (7). SH - Cannon (4), Boyd (2), Burg (2), Burgess (7). SB - Miclat (32), Marsh (12), Mitchell (18), Hogan 2 (5). CS - Adams (3), Cannon (3). Reached on CI - Marsh.

Virginia									Clemson								
	IP	H	R	ER	BB	SO	AB	BF		IP	H	R	ER	BB	SO	AB	BF
Doolittle (L)	6.0	5	1	1	2	6	21	25	Hinson (L)	6.1	1	0	0	5	5	19	26
Carraway (R)	1.0	2	0	0	0	0	4	5	Farina (R)	2.2	2	1	1	3	1	9	12
Smith (L)	0.2	0	0	0	0	0	1	1									
Rule (R)	0.1	1	1	1	1	0	2	3									
Totals	8.0	8	2	2	3	6	28	34	Totals	9.0	3	1	1	8	6	28	38

Win - Hinson (4-1). Loss - Doolittle (6-3). Save - Farina (1).

Umpires: HP - Randy Dulin, 1B - Frank Sylvester, 3B - Bryant Woodall

Start - 1:03 PM. Finish - 3:49 PM. Time - 2:46. Attendance - 4,720

Game 38 • Virginia 3, Clemson 0

April 21, 2007 • Doug Kingsmore Stadium • Clemson, SC

In game-two on April 21, three Cavalier pitchers combined for a four-hit shutout, as #6 Virginia blanked #13 Clemson 3-0 at Doug Kingsmore Stadium. **Matt Packer**, **Michael Schwimer**, and **Casey Lambert** combined to allow four hits and six walks, but they stranded all 11 Tiger baserunners to notch the shutout. Clemson had the bases loaded in the ninth inning before **D.J. Mitchell** struck out to end the game. Virginia scored an unearned run in the eighth inning and two insurance runs in the ninth inning. **Taylor Harbin** had a team-high two hits and a double, but Clemson was 0-for-10 with runners on base and did not have a leadoff batter reach base in an inning. Starter **David Kopp** pitched 7.0 scoreless innings of two-hit ball with five strikeouts. The Tigers were shut out by the Cavaliers for the just the fourth time in the 138th all-time meeting between the two teams and the first time in the 61st meeting at Clemson. It was also the first time Clemson lost back-to-back home games against Virginia in history.

Virginia 3 (34-8, 13-6 ACC)									Clemson 0 (25-13, 10-7 ACC)								
Player	AB	R	H	RBI	BB	SO	PO	A	Player	AB	R	H	RBI	BB	SO	PO	A
Miclat, DH	4	0	0	0	0	0	0	0	Chalk, CF	3	0	0	0	2	2	0	0
Marsh, RF	3	0	1	0	1	1	4	0	Mitchell, LF	5	0	0	0	0	1	1	0
Doolittle, 1B	4	0	0	0	0	1	7	0	Harbin, SS	4	0	2	0	0	0	2	7
Guyer, LF	3	0	0	0	1	1	4	0	D'Alessio, 1B	2	0	0	0	2	0	12	0
Adams, 2B	3	1	1	0	1	2	2	1	Smith, 3B	4	0	0	0	0	1	0	0
Seabury, C	4	1	2	1	0	0	6	0	Hogan, C	3	0	0	0	1	1	9	1
Wingfield, 3B	4	1	0	0	0	1	1	1	Paulsen, DH	4	0	1	0	0	1	0	0
Cannon, SS	4	0	1	1	0	2	0	3	Burg, RF	2	0	0	0	0	0	2	0
Mitchell, CF	2	0	0	0	0	0	2	0	Boyd, RF	2	0	1	0	0	0	0	0
Henry, PH/CF	2	0	1	1	0	0	1	0	Burgess, 2B	3	0	0	0	1	0	1	7
Totals	33	3	6	3	3	8	27	6	Totals	32	0	4	0	6	6	27	16

Score By Innings

	AB	R	H	RBI	BB	SO	PO	A	R	H	E
Virginia	0	0	0	0	0	0	1	2	3	6	1
Clemson	0	0	0	0	0	0	0	0	0	4	1

E - Seabury (5), Smith (9). LOB - Virginia 6, Clemson 11. 2B - Marsh (6), Seabury (8), Cannon (8), Harbin (14). SB - Henry (5). CS - Marsh (4).

Virginia									Clemson								
	IP	H	R	ER	BB	SO	AB	BF		IP	H	R	ER	BB	SO	AB	BF
Packer (L)	5.1	3	0	0	3	1	19	22	Kopp (R)	7.0	2	0	0	2	5	22	24
Schwimer (R)	2.2	0	0	0	1	3	9	10	Clyne (R)	2.0	4	3	2	1	3	11	12
Lambert (L)	1.0	1	0	0	2	2	4	6									
Totals	9.0	4	0	0	6	6	32	38	Totals	9.0	6	3	2	3	8	33	36

Game 41 • Clemson 14, South Carolina 5

April 25, 2007 • Doug Kingsmore Stadium • Clemson, SC

A seven-run seventh inning and 16 hits highlighted #17 Clemson's 14-5 victory over #5 South Carolina at Doug Kingsmore Stadium on April 25. **Ben Paulsen's** three-run homer in the fifth inning put the Tigers ahead 9-3. **Wilson Boyd**, who received the Bob Bradley Award for being Clemson's MVP in the four-game series, was 2-for-4 with a triple and four RBIs. **Taylor Harbin** added three hits and three RBIs. All 10 Tigers who played in the field scored at least one run and nine had at least one hit. Starter **D.J. Mitchell** pitched 6.0 innings to earn the win, as he allowed just one run on four hits with six strikeouts.

South Carolina 5									(32-11)									Clemson 14									(27-14)								
Player	AB	R	H	RBI	BB	SO	PO	A	Player	AB	R	H	RBI	BB	SO	PO	A	Player	AB	R	H	RBI	BB	SO	PO	A	Player	AB	R	H	RBI	BB	SO	PO	A
Lail, RF	3	3	2	0	1	0	0	0	Chalk, CF	2	1	1	0	0	0	1	0	Lee, CF	2	2	1	1	1	1	2	0	Boyd, LF	4	2	2	4	1	0	0	0
Jones, 2B	5	0	3	3	0	2	1	2	Boyd, LF	4	2	2	4	1	0	0	0	Harbin, SS	5	1	3	3	0	1	3	3	D'Alessio, 1B	5	1	1	0	0	2	9	0
Darnell, 3B	5	0	0	0	0	1	0	0	Harbin, SS	5	1	3	3	0	1	3	3	Smith, 3B	5	2	2	1	0	1	0	1	Paulsen, DH	5	1	3	3	0	0	0	0
Smook, 1B	3	0	0	0	1	0	7	0	Smith, 3B	5	2	2	1	0	1	0	1	Hogan, C	4	1	2	0	1	2	11	0	Burg, RF	4	1	0	0	1	1	1	0
Kline, C	4	0	0	0	0	2	9	2	Hogan, C	4	1	2	0	1	2	11	0	Burgess, 2B	3	2	1	0	1	2	0	2									
Mack, PH	0	0	0	0	0	0	0	0	Burg, RF	4	1	0	0	1	1	1	0																		
Enders, C	0	0	0	0	0	0	1	0	Burgess, 2B	3	2	1	0	1	2	0	2																		
Disher, DH	3	1	1	1	2	0	0	0																											
Hurst, LF	4	0	1	0	0	2	1	1																											
Havens, SS	3	0	0	0	1	1	3	4																											
An. Crisp, CF	3	1	1	0	1	0	1	0																											
Totals	33	5	8	4	5	10	24	11	Totals	39	14	16	12	5	10	27	11																		

Score By Innings										R	H	E
South Carolina										5	8	2
Clemson										14	16	1

E - Jones (4), Havens (8), Burg (3). **DP** - Clemson 2. **LOB** - South Carolina 7, Clemson 6. **2B** - Lail (7), Jones (9), Smith (6), Paulsen (6). **3B** - Lail (2), Boyd (3). **HR** - Disher (10), Paulsen (4). **SH** - Lail (3). **SB** - D'Alessio (1). **CS** - Harbin (3).

South Carolina									Clemson								
	IP	H	R	ER	BB	SO	AB	BF		IP	H	R	ER	BB	SO	AB	BF
Cooper (R)	4.0	5	2	1	0	4	16	16	Mitchell (R)	6.0	4	1	1	3	6	20	24
Farotto (L)	0.2	4	4	4	0	1	6	6	Bond (L)	0.2	1	2	0	0	1	4	4
Thomas (L)	1.2	4	3	2	1	3	10	11	Clyne (R)	1.1	2	1	1	0	3	6	6
Wiederberg (R)	0.0	1	4	4	0	1	5		Farina (R)	1.0	1	1	1	2	0	3	5
Godwin (R)	1.2	2	1	1	0	2	6	6									
Totals	8.0	16	14	12	5	10	39	44	Totals	9.0	8	5	3	5	10	33	39

Win - Mitchell (2-0). **Loss** - Cooper (5-1).
Umpires: HP - Jack Cox, 1B - Darrell Arnold, 3B - Larry Short
Start - 7:19 PM. **Finish** - 10:22 PM. **Time** - 3:03. **Attendance** - 6,217

Game 43 • Clemson 10, Georgia Tech 3

April 28, 2007 • Doug Kingsmore Stadium • Clemson, SC

In game-two on April 28, **Andy D'Alessio** went 4-for-4 with two solo homers to lead #17 Clemson to a 10-3 victory over #19 Georgia Tech at Doug Kingsmore Stadium. The Tigers totaled 14 hits, as **D'Alessio** amassed his first career four-hit game and three runs scored, while **Marquez Smith** was 3-for-5 with three RBIs. The Tigers, who did not score more than two runs in any inning, scored in seven of the eight innings in which they batted, while Georgia Tech left 11 runners on base. Starter **David Kopp** picked up the win, as he allowed six hits, one earned run, and one walk with four strikeouts in 6.0 innings pitched.

Georgia Tech 3									(26-17, 13-9 ACC)									Clemson 10									(29-14, 13-7 ACC)												
Player	AB	R	H	RBI	BB	SO	PO	A		Player	AB	R	H	RBI	BB	SO	PO	A		Player	AB	R	H	RBI	BB	SO	PO	A		Player	AB	R	H	RBI	BB	SO	PO	A	
Payne, CF	5	0	1	0	0	3	1	1		Mitchell, CF	5	1	1	0	0	1	3	0		Boyd, RF	5	1	2	2	0	2	1	0		Harbin, SS	4	2	0	0	0	1	1	2	
Fisher, SS	4	0	0	0	1	0	2	1		Harbin, SS	4	2	0	0	0	1	1	2		D'Alessio, 1B	4	3	4	2	1	0	12	2		Smith, 3B	5	1	3	3	0	1	1	3	
Wieters, C/1B	4	0	2	2	0	0	10	1		Paulsen, DH	3	0	1	1	0	0	0	0		Burg, PH/DH	1	0	0	0	0	0	0	0		Hogan, C	3	0	0	0	1	2	6	0	
Crancer, RF	4	0	1	1	1	0	0	0		Hogan, C	3	0	0	0	1	2	6	0		Johnson, LF	3	2	2	1	1	0	2	0		Burgess, 2B	4	0	1	1	0	2	0	5	
Plagman, 1B	4	0	1	0	0	0	4	0		Burgess, 2B	4	0	1	1	0	2	0	5																					
Haniger, C	1	0	0	0	0	1	1	0																															
Murton, DH	4	0	0	0	0	1	0	0																															
Long, 2B	4	0	1	0	0	1	2	4																															
House, LF	3	0	0	0	0	0	2	0																															
Dupart, PH/LF	1	0	1	0	0	0	0	0																															
Feltes, 3B	4	3	3	0	0	0	1	1																															
Totals	38	3	10	3	2	6	24	9		Totals	37	10	14	10	3	9	27	13																					

Score By Innings										R	H	E
Georgia Tech										3	10	3
Clemson										10	14	1

E - Long (9), Feltes (4), Ladd (2), Burgess (3). **DP** - Georgia Tech 2. **LOB** - Georgia Tech 11, Clemson 7. **2B** - Wieters (14), Boyd (2), Smith (7). **3B** - Dupart (2), Johnson (4). **HR** - D'Alessio (2) (8). **HBP** - Wieters, Harbin. **SB** - Long (11), Harbin (13). **CS** - Mitchell (3).

Georgia Tech										Clemson									
Player	IP	H	R	ER	BB	SO	AB	BF		Player	IP	H	R	ER	BB	SO	AB	BF	
Burns (R)	3.2	7	6	4	1	5	18	20		Kopp (R)	6.0	6	2	1	1	4	25	26	
Hicks (R)	1.2	4	3	2	1	2	9	10		Bond (L)	0.1	2	1	1	1	0	3	5	
Ladd (L)	2.2	3	1	1	1	2	10	11		Fidrych (L)	0.1	0	0	0	0	0	1	1	
										Vaughn (R)	0.2	2	0	0	0	0	4	4	
										Martin (L)	1.2	0	0	0	0	2	5	5	
Totals	8.0	14	10	7	3	9	37	41		Totals	9.0	10	3	2	2	6	38	41	

Win - Kopp (5-2). **Loss** - Burns (3-2).
Umpires: HP - Jeff Head, 1B - Scott Graham, 3B - Tony Walsh
Start - 7:02 PM. **Finish** - 9:52 PM. **Time** - 2:50. **Attendance** - 5,011

Game 42 • Clemson 3, Georgia Tech 2 (11 Innings)

April 27, 2007 • Doug Kingsmore Stadium • Clemson, SC

In game-one on April 27, **Doug Hogan's** walkoff homer to lead off the 11th inning gave #17 Clemson a 3-2 win over #19 Georgia Tech at Doug Kingsmore Stadium. The Yellow Jackets scored two runs in the 10th to break a scoreless tie, then the first two Tigers in the bottom of the 10th were retired. But pinch-hitter **Alex Lee** singled, **D.J. Mitchell** struck out but reached on a wild pitch, and **Wilson Boyd** singled to score **Lee**. **Mitchell** later scored the tying run on a passed ball. **Alan Farina** pitched a perfect 11th inning to earn the win, while **Daniel Moskos** pitched 6.1 innings, allowing five hits and no runs with eight strikeouts.

Georgia Tech 2									(26-16, 13-8 ACC)									Clemson 3									(28-14, 12-7 ACC)								
Player	AB	R	H	RBI	BB	SO	PO	A	Player	AB	R	H	RBI	BB	SO	PO	A	Player	AB	R	H	RBI	BB	SO	PO	A	Player	AB	R	H	RBI	BB	SO	PO	A
Payne, CF/P/CF	6	1	1	0	0	1	0	0	Mitchell, CF	5	1	1	0	0	1	2	0	Boyd, LF/RF	5	0	1	1	0	2	2	0	Harbin, SS	4	0	1	0	0	0	0	2
Fisher, SS	4	1	1	1	1	0	3	1	Harbin, SS	4	0	1	0	0	0	0	2	D'Alessio, 1B	3	0	0	0	2	1	10	4	Smith, DH	4	0	1	0	1	1	0	0
Wieters, C/P	4	0	1	0	1	2	13	3	Hogan, C	5	1	2	1	0	3	14	2	Hogan, C	5	1	2	1	0	3	14	2	Paulsen, 3B	4	0	0	0	0	2	0	1
Crancer, DHRF	4	0	3	1	1	1	1	0	Paulsen, 3B	4	0	0	0	0	2	0	1	Burg, RF	3	0	0	0	0	1	1	0	Johnson, LF	1	0	0	0	0	1	0	0
Murton, RF	4	0	0	0	0	1	0	0	Smith, DH	4	0	1	0	1	1	0	0	Burgess, 2B	3	0	1	0	0	0	1	6	Lee, PH	1	1	1	0	0	0	0	0
Dupart, LF	1	0	0	0	0	1	0	0	Hogan, C	5	1	2	1	0	3	14	2	Bunnell, 2B	0	0	0	0	0	0	0	0	Lee, PH	1	1	1	0	0	0	0	0
Plagman, 1B	4	0	1	0	0	3	9	0	Paulsen, 3B	4	0	0	0	0	2	0	1	Bunnell, 2B	0	0	0	0	0	0	0	0	Bunnell, 2B	0	0	0	0	0	0	0	0
House, LF/CF	4	0	1	0	0	1	0	0	Burg, RF	3	0	0	0	0	1	1	0	Burgess, 2B	3	0	1	0	0	0	1	6	Lee, PH	1	1	1	0	0	0	0	0
Rulon, P	1	0	0	0	0	1	0	0	Johnson, LF	1	0	0	0	0	1	0	0	Bunnell, 2B	0	0	0	0	0	0	0	0	Bunnell, 2B	0	0	0	0	0	0	0	0
Scherer, C	0	0	0	0	0	0	0	0	Burgess, 2B	3	0	1	0	0	0	1	6	Bunnell, 2B	0	0	0	0	0	0	0	0	Bunnell, 2B	0	0	0	0	0	0	0	0
Long, 2B	4	0	1	0	1	2	2	2	Lee, PH	1	1	1	0	0	0	0	0	Bunnell, 2B	0	0	0	0	0	0	0	0	Bunnell, 2B	0	0	0	0	0	0	0	0
Feltes, 3B	5	0	1	0	0	3	1	2	Bunnell, 2B	0	0	0	0	0	0	0	0	Bunnell, 2B	0	0	0	0	0	0	0	0	Bunnell, 2B	0	0	0	0	0	0	0	0
Totals	41	2	10	2	4	16	30	8	Totals	38	3	8	2	3	13	33	16	Totals	38	3	8	2	3	13	33	16	Totals	38	3	8	2	3	13	33	16

Game 45 • Clemson 4, Boston College 3

May 5, 2007 • Doug Kingsmore Stadium • Clemson, SC

In game-one on May 5, **Andy D'Alessio's** leadoff home run in the eighth inning lifted #17 Clemson to a 4-3 win over Boston College at Doug Kingsmore Stadium. The Tigers took a 2-0 lead in the fourth inning after the first two batters of the frame were retired. **Doug Hogan** drove home the first run with a single up the middle, then **Addison Johnson** lofted a single to left to plate the other run. Clemson upped its lead to 3-1 on **Johnson's** two-out, bad-hop single through the right side in the sixth inning. But in the top of the eighth inning, **Eric Campbell's** two-out, two-run single evened the score. **D'Alessio** then hit the first pitch of the bottom of the eighth inning over the fence in left-center to give the Tigers the lead for good. **Stephen Clyne** pitched the final 1.2 innings with four strikeouts to pick up the win. Clemson, who outhit Boston College 10-6, was led at the plate by **Ben Paulsen's** 3-for-3 performance. **Johnson** added two hits and two RBIs as well.

Boston College 3 (20-24-1, 11-14 ACC)									Clemson 4 (30-15, 14-8 ACC)								
Player	AB	R	H	RBI	BB	SO	PO	A	Player	AB	R	H	RBI	BB	SO	PO	A
Hutchinson, SS	3	1	1	0	1	1	2	1	Mitchell, CF	4	0	0	0	0	0	1	1
Joh. Ayers, RF	4	1	1	0	0	0	3	1	Boyd, RF	4	0	1	0	0	0	4	0
Sanchez, C	4	0	1	0	0	3	8	0	Smith, 3B	4	0	1	0	0	0	1	0
Campbell, 3B	3	0	1	2	1	0	0	1	D'Alessio, 1B	4	1	1	1	0	2	5	2
Jos. Ayers, 2B	4	0	0	0	0	2	1	2	Harbin, SS	3	1	1	0	1	1	3	4
Belfiore, 1B	3	0	0	0	1	1	6	0	Paulsen, DH	3	2	3	0	1	0	0	0
McGuire, LF	3	1	2	1	0	0	1	1	Lee, PR/DH	0	0	0	0	0	0	0	0
Ziemann, DH	2	0	0	0	1	2	0	0	Hogan, C	3	0	1	1	1	0	11	2
Augustine, PH	1	0	0	0	0	1	0	0	Johnson, LF	3	0	2	2	1	0	1	0
Frates, CF	3	0	0	0	0	2	3	0	Burgess, 2B	4	0	0	0	0	3	1	0
Totals	30	3	6	3	4	12	24	7	Totals	32	4	10	4	4	8	27	9

Score By Innings													R H E		
Boston College	0	0	0	0	1	0	0	2	0	0	0	0	3	6	0
Clemson	0	0	0	2	0	1	0	1	0	0	0	0	4	10	1

E - Boyd (3). DP - Clemson 1. LOB - Boston College 5, Clemson 8. 2B - Smith (8), Paulsen (7). HR - McGuire (4), D'Alessio (9). HBP - McGuire. SB - Hutchinson (13), Joh. Ayers (8), McGuire (13). CS - Campbell (7), McGuire (3).

Boston College								Clemson									
	IP	H	R	ER	BB	SO	AB	BF		IP	H	R	ER	BB	SO	AB	BF
Boggan (R)	8.0	10	4	4	4	8	32	36	Moskos (L)	7.1	5	3	3	4	8	25	29
									Clyne (R)	1.2	1	0	0	0	4	5	6
Totals	8.0	10	4	4	4	8	32	36	Totals	9.0	6	3	3	4	12	30	35

Win - Clyne (5-1). Loss - Boggan (4-5).

Umpires: HP - Dennis McComb, 1B - Harry Greer, 3B - Phelps Prescott

Start - 7:17 PM. Finish - 9:34 PM. Time - 2:17. Attendance - 4,095

Game 47 • Clemson 7, Boston College 6

May 6, 2007 (Game 2) • Doug Kingsmore Stadium • Clemson, SC

In game-three in the second game of a doubleheader on May 6, **Marquez Smith** hit two homers to lead #17 Clemson to a 7-6 come-from-behind win over Boston College at Doug Kingsmore Stadium. The Tigers took a 3-0 lead in the third inning, highlighted by **Smith's** two-run homer to center. But the Eagles scored three runs in the fourth inning and three runs in the fifth inning, capped by **Jared McGuire's** two-run homer to left-center. But after the first two batters in the bottom of the seventh inning were retired, the Tigers loaded the bases. **Smith** then blasted a grand slam to center to give the Tigers the lead for good. **Smith** was 3-for-4 with two home runs, a double, and six RBIs. **McGuire** led the Eagles by going 3-for-4 with a double, homer, and two RBIs. **Matt Vaughn** pitched 4.2 scoreless innings of two-hit ball with four strikeouts in relief to earn the victory.

Boston College 6									(21-25-1, 12-15 ACC)									Clemson 7									(31-16, 15-9 ACC)								
Player	AB	R	H	RBI	BB	SO	PO	A	Player	AB	R	H	RBI	BB	SO	PO	A	Player	AB	R	H	RBI	BB	SO	PO	A									
Hutchinson, SS	4	0	0	0	0	0	2	2	Johnson, CF	4	1	2	0	1	0	0	0	0	0	0	0	0	0	0	0										
Joh. Ayers, RF	5	1	1	1	0	0	1	0	Boyd, RF	3	2	1	0	1	1	4	0	0	0	0	0	0	0	0	0										
McGuire, LF	4	2	3	2	0	0	2	0	Smith, 3B	4	2	3	6	0	0	0	4	0	0	0	0	0	0	0	0										
Campbell, 3B	2	1	1	0	2	0	1	2	D'Alessio, 1B	3	0	0	0	1	1	10	2	0	0	0	0	0	0	1	10										
Belfiore, 1B	2	0	0	1	1	1	6	3	Harbin, SS	4	0	0	0	0	1	3	4	0	0	0	0	0	0	1	3										
Sanchez, C	4	1	2	1	0	0	5	2	Hogan, C	4	0	1	0	0	0	5	3	0	0	0	0	0	0	0	5										
Jos. Ayers, 2B	2	0	2	1	1	0	1	1	Paulsen, DH	3	0	0	0	0	0	0	0	0	0	0	0	0	0	0	0										
Ziemann, DH	1	0	0	0	0	1	0	0	Lee, LF	3	1	1	0	1	0	1	0	0	0	0	0	0	0	1	0										
Augustine, PH/DH	2	0	0	0	0	2	0	0	Burgess, 2B	3	1	0	0	0	1	1	3	3	0	0	0	0	0	1	3										
Frates, CF	4	1	0	0	0	1	4	0																											
Totals	30	6	9	6	4	5	24	10	Totals	31	7	8	6	5	4	27	18																		

Score By Innings													R H E		
Boston College	0	0	0	3	3	0	0	0	0	0	0	0	6	9	1
Clemson	0	0	3	0	0	0	4	0	0	0	0	0	7	8	2

E - Campbell (14), Harbin 2 (12). DP - Clemson 2. LOB - Boston College 5, Clemson 6. 2B - McGuire (10), Sanchez (15), Johnson (5), Smith (9), Lee (1). HR - McGuire (5), Smith 2 (10). HBP - Jos. Ayers. SH - Hutchinson (6), Ziemann (1), Paulsen (2). SF - Belfiore (1). SB - Johnson (6). CS - Sanchez (2), Jos. Ayers (5), Hogan (4).

Boston College									Clemson								
	IP	H	R	ER	BB	SO	AB	BF		IP	H	R	ER	BB	SO	AB	BF
Doyle (R)	8.0	8	7	7	5	4	31	37	Hinson (L)	4.1	7	6	5	2	1	16	22
									Vaughn (R)	4.2	2	0	0	2	4	14	16
Totals	8.0	8	7	7	5	4	31	37	Totals	9.0	9	6	5	4	5	30	38

Win - Vaughn (4-0). Loss - Doyle (3-4).

Umpires: HP - Phelps Prescott, 1B - Dennis McComb, 3B - Harry Greer

Start - 5:59 PM. Finish - 8:27 PM. Time - 2:28. Attendance - 5,533

Game 46 • Boston College 8, Clemson 6

May 6, 2007 (Game 1) • Doug Kingsmore Stadium • Clemson, SC

In game-two in the first game of a doubleheader on May 6, Boston College scored three runs in the ninth inning to defeat #17 Clemson 8-6 at Doug Kingsmore Stadium. The Eagles scored two runs in the top of the eighth inning to take a 5-3 lead, but the Tigers scored three runs in the bottom of the eighth to take the lead, capped by **Taylor Harbin's** two-run homer. But Boston College scored three runs in the ninth inning to win the game and even the series. Boston College outhit Clemson 17-9, as every Eagle starter had at least one hit. **Harbin** hit two homers with three RBIs, while **Marquez Smith** added a homer and two RBIs.

Boston College 8 (21-24-1, 12-14 ACC)									Clemson 6 (30-16, 14-9 ACC)								
Player	AB	R	H	RBI	BB	SO	PO	A	Player	AB	R	H	RBI	BB	SO	PO	A
Hutchinson, SS	6	0	2	1	0	1	2	2	Mitchell, CF	4	1	0	0	0	0	2	0
Belfiore, 1B	4	1	2	0	1	0	8	1	Boyd, RF	4	1	1	0	0	0	2	0
Joh. Ayers, RF	5	2	1	0	0	1	3	0	Smith, 3B	3	2	2	2	1	0	0	2
Campbell, 3B	5	2	3	1	0	1	1	2	D'Alessio, 1B	4	0	0	1	0	1	8	2
Augustine, DH	4	0	2	1	0	2	0	0	Harbin, SS	4	2	2	3	0	0	3	3
Anston, PH/DH	1	0	0	0	0	1	0	0	Hogan, C	4	0	2	0	0	0	8	1
Sanchez, C	5	1	2	1	0	0	5	0	Munroe, DH	3	0	0	0	0	2	0	0
Jos. Ayers, 2B	4	1	1	0	0	2	1	1	Lee, PH	1	0	0	0	0	0	0	0
McGuire, LF	4	1	3	1	1	1	3	0	Johnson, LF	4	0	1	0	0	0	2	0
Frates, CF	4	0	1	1	0	0	4	0	Bunnell, 2B	3	0	1	0	0	1	2	1
									Paulsen, PH	1	0	0	0	0	1	0	0
Totals	42	8	17	6	2	9	27	9	Totals	35	6	9	6	1	5	27	10

Score By Innings							R	H	E
Boston College	1	0	1	0	1	0	8	17	3
Clemson	1	0	1	0	0	1	6	9	2

Game 53 • Clemson 19, College of Charleston 7

May 15, 2007 • Doug Kingsmore Stadium • Clemson, SC

Behind 10 runs in the fourth inning, #14 Clemson beat College of Charleston 19-7 on May 15.

College of Charleston 7 (37-16)										Clemson 19 (35-18)									
Player	AB	R	H	RBI	BB	SO	PO	A		Player	AB	R	H	RBI	BB	SO	PO	A	
Cordisco, CF	5	1	2	2	0	0	1	0		Mitchell, CF	4	2	3	2	0	0	4	0	
Harrington, LF	5	0	0	0	0	1	2	0		Lee, LF	2	1	1	0	0	0	0	0	
Campbell, 2B	5	1	2	1	0	0	1	4		Boyd, RF	3	3	0	1	1	0	0	0	
Maiden, 1B	4	1	2	0	0	0	7	0		Munroe, PH	1	0	0	0	0	0	0	0	
Lasater, 3B	5	0	1	1	0	4	1	2		Clyne, P	0	0	0	0	0	0	0	0	
Garabedian, C	2	2	0	0	2	0	5	0		Smith, 3B	4	3	3	3	1	1	0	3	
Esquith, C	1	0	0	0	0	0	1	0		D'Alessio, 1B	4	2	0	0	2	1	10	1	
Bergman, DH	2	1	1	0	0	0	0	0		Harbin, SS	4	1	3	6	0	1	1	2	
Kohn, PH/DH	2	1	2	2	0	0	0	0		Hogan, C	3	1	1	3	0	0	4	0	
Marchant, RF	4	0	0	1	0	1	1	0		Burg, PH/CF	1	0	1	1	0	0	2	0	
McCord, RF	0	0	0	0	0	0	0	0		Paulsen, DH	3	1	1	0	1	0	0	0	
Kleinknecht, SS	1	0	0	0	1	0	5	2		Ward, PH/DH	0	0	0	0	1	0	1	0	
Trask, PH/SS	1	0	0	0	0	0	0	0		Johnson, LF/CF	4	2	0	0	1	0	1	0	
										Burgess, 2B	4	2	2	3	0	2	3	1	
										Bunnell, 2B	0	1	0	0	1	0	0	1	
Totals	37	7	10	7	3	6	24	9		Totals	37	19	15	19	8	5	27	9	

Score By Innings

	C	1	2	3	4	5	6	7	8	9	R	H	E
College of Charleston	0	3	1	0	1	1	1	0	0		7	10	2
Clemson	2	0	2	(10)	0	0	3	2			19	15	3

E - Maiden (3), Bunton (5), Harbin (14), Hogan (5), Burgess (5). **DP** - College of Charleston 1, Clemson 2. **LOB** - College of Charleston 8, Clemson 6. **2B** - Smith (13), Harbin (18), Burg (3). **3B** - Kohn (2). **HR** - Campbell (8), Kohn (9), Mitchell (2), Smith (11), Hogan (10), Burgess (1). **HBP** - Maiden, Boyd, Smith. **SF** - Harbin (3), Burg (2). **SB** - Boyd (1). **Reached on CI** - Kleinknecht.

Charleston									Clemson								
	IP	H	R	ER	BB	SO	AB	BF		IP	H	R	ER	BB	SO	AB	BF
Bunton (L)	3.2	8	9	5	2	3	19	23	Zocchi (R)	5.0	7	5	4	1	2	22	24
Dowling (R)	0.1	3	5	5	2	0	4	6	Hinson (L)	1.0	2	1	1	1	2	5	6
Braden (R)	2.1	2	2	2	1	2	8	10	Zoltak (L)	1.0	1	1	1	1	1	4	5
Jeroszko (R)	1.2	2	3	3	3	0	6	10	Bond (L)	1.0	0	0	0	0	0	3	3
									Clyne (R)	1.0	0	0	0	0	1	3	4
Totals	8.0	15	19	10	8	5	37	49	Totals	9.0	10	7	6	3	6	37	42

Win - Zocchi (4-2). Loss - Bunton (4-1).

Umpires: HP - Steve Manders, 1B - David Savage, 3B - Danny Everett

Start - 7:18 PM. Finish - 10:14 PM. Time - 2:56. Attendance - 5,108

Game 55 • N.C. State 6, Clemson 5

May 18, 2007 • Doak Field • Raleigh, NC

In game-two on May 18, **Dallas Poulk's** walkoff home run lifted N.C. State to a 6-5 win over #14 Clemson at Doak Field. **Taylor Harbin** tied the score with a two-run homer in the sixth inning, then **J.D. Burgess'** RBI single in the seventh inning gave the Tigers a 5-4 lead. But **Tommy Foschi** hit a leadoff homer in the seventh inning, then **Poulk** hit the first pitch of the bottom of the ninth inning off and over the fence in right-center for his first career home run and a Wolfpack victory. **Harbin** had a game-high three RBIs to lead the Tigers.

Clemson 5 (35-20, 17-12 ACC)										N.C. State 6 (36-18, 16-13 ACC)									
Player	AB	R	H	RBI	BB	SO	PO	A		Player	AB	R	H	RBI	BB	SO	PO	A	
Mitchell, CF	4	0	0	0	0	2	0	0		Poulk, 2B	4	1	2	1	1	0	0	4	
Boyd, RF	4	1	1	0	0	1	0	0		Florio, 3B	1	0	0	0	0	0	0	1	
Smith, 3B	4	1	1	0	0	1	0	1		Payne, 3B	1	0	0	0	1	0	2	1	
D'Alessio, 1B	3	1	1	0	0	2	9	5		Pond, RF	2	2	1	0	1	1	0	0	
Harbin, SS	4	1	1	3	0	1	1	4		Roskopf, DH	3	1	1	2	0	0	0	0	
Hogan, C	3	0	1	0	1	1	7	1		Gutierrez, PH/DH	1	0	0	0	0	1	0	0	
Paulsen, DH	4	0	0	0	0	1	0	0		Mangum, C	3	0	0	0	1	1	11	0	
Johnson, LF	4	1	2	0	0	1	0	0		Synan, LF	4	1	1	0	0	2	0	0	
Burgess, 2B	3	0	1	1	0	1	3	2		Jones, CF	4	0	2	0	0	1	3	0	
										Ferguson, 1B	3	0	1	1	1	0	10	0	
										Foschi, SS	3	1	1	1	1	1	1	3	
Totals	33	5	8	4	1	11	24	16		Totals	29	6	9	5	6	7	27	11	

Score By Innings

	C	1	2	3	4	5	6	7	8	9	R	H	E
Clemson	0	0	0	2	0	2	1	0	0		5	8	0
N.C. State	0	0	0	3	1	0	1	0	1		6	9	0

DP - Clemson 1. **LOB** - Clemson 4, N.C. State 7. **2B** - Johnson (7), Pond (11). **HR** - Harbin (9), Poulk (1), Roskopf (11), Foschi (3). **SH** - D'Alessio (2), Burgess (9), Florio (2), Pond (3). **SB** - Smith (4), Hogan (7). **CS** - Jones (6).

Clemson	IP	H	R	ER	BB	SO	AB	BF	N.C. State	IP	H	R	ER	BB	SO	AB	BF
Kopp (R)	6.0	6	4	4	3	3	22	26	Surkamp (L)	6.0	6	4	4	1	9	22	25
Farina (R)	2.0	3	2	2	3	4	7	11	Taylor (L)	1.1	2	1	1	0	1	6	6
									Rutter (R)	0.2	0	0	0	0	0	2	2
									Kensmoe (L)	0.2	0	0	0	0	1	2	2
									Brown (R)	0.1	0	0	0	0	0	1	1
Totals	8.0	9	6	6	6	7	29	37	Totals	9.0	8	5	5	1	11	33	36

Win - Brown (2-1). Loss - Farina (4-3).

Umpires: HP - Richie Tallent, 1B - Gerald Trexler, 3B - Bruce Ravan

Start - 7:02 PM. Finish - 9:36 PM. Time - 2:34. Attendance - 1,918

Game 54 • N.C. State 11, Clemson 4

May 17, 2007 • Doak Field • Raleigh, NC

In game-one on May 17, N.C. State used 14 hits and 11 walks to defeat #14 Clemson 11-4 at Doak Field. Six Tiger pitchers combined to walk 11 batters, while N.C. State scored in five different innings.

Clemson 4 (35-19, 17-11 ACC)										N.C. State 11 (35-18, 15-13 ACC)									
Player	AB	R	H	RBI	BB	SO	PO	A		Player	AB	R	H	RBI	BB	SO	PO	A	
Mitchell, CF	5	0	0	0	0	1	4	0		Poulk, 2B	5	0	1	0	1	1	2	1	
Boyd, RF	5	0	1	2	0	1	1	0		Mangum, C	4	0	2	4	2	0	7	1	
Smith, 3B	3	0	1	0	1	1	0	1		Jones, CF	5	0	2	1	1	2	2	0	
D'Alessio, 1B	3	1	1	0	1	2	9	1		Pond, RF	2	1	0	0	3	0	0	0	
Harbin, SS	3	1	1	0	1	0	2	2		Howard, 1B	2	0	0	0	0	0	6	0	
Hogan, C	4	0	1	1	0	1	6	1		Ferguson, PH/1B	3	2	1	0	0	1	6	0	
Paulsen, DH	2	0	0	0	0	0	0	0		Synan, DH	2	2	1	0	2	1	0	0	
Burg, PH/DH	2	0	0	0	0	0	0	0		Corona, PH	0	0	0	0	1	0	0	0	
Johnson, LF	4	1	2	1	0	0	0	0		Moore, PR/LF	0	1	0	0	0	0	0	0	
Burgess, 2B	3	1	1	0	0	1	1	2		Payne, LF	3	1	2	2	0	0	2	0	
Lee, PH	1	0	0	0	0	1	0	0		Gutierrez, PH	1	1	1	1	0	0	0	0	
										McConnell, P	0	0	0	0	0	0	0	1	
										Foschi, SS	4	2	3	2	0	0	1	4	
										Martin, 3B	3	0	1	0	0	1	1	2	
										Florio, PH/3B	0	1	0	0	1	0	0	0	
Totals	35	4	8	4	3	8	24	9		Totals	34	11	14	10	11	6	27	10	

Score By Innings

	C	1	2	3	4	5	6	7	8	9	R	H	E
Clemson	0	1	0	0	0	0	2	1	0		4	8	0
N.C. State	0	0	1	2	2	0	1	5			11	14	0

DP - Clemson 1. **LOB** - Clemson 7, N.C. State 13. **2B** - Poulk (7), Mangum (12), Payne (1). **SH** - Payne (3), Foschi (6), Martin (9). **SB** - Poulk (4), Jones (5).

Clemson									N.C. State								
IP	H	R	ER	BB	SO	AB	BF		IP	H	R	ER	BB	SO	AB	BF	
Moskos (L)	4.0	6	4	4	4	2	15	21	Shunick (R)	5.0	2	1	0	3	4	17	20
Vaughn (R)	1.2	4	1	1	1	1	9	10	Gilheeny (L)	2.0	5	3	3	0	2	11	11
Martin (L)	0.2	0	1	1	1	1	1	3	McConnell (R)	2.0	1	0	0	0	2	7	7
Sarratt (R)	0.1	1	0	0	0	0	2	2									
Zoltak (L)	0.2	0	2	2	4	0	2	6									
Clyne (R)	0.2	3	3	3	1	2	5	6									
Totals	8.0	14	11	11	11	6	34	48	Totals	9.0	8	4	3	3	8	35	38

Game 57 • Clemson 5, Miami (FL) 4 (13 Innings)

May 23, 2007 • Baseball Grounds of Jacksonville • Jacksonville, FL

In the Tigers' first game of the ACC Tournament on May 23, **Alex Lee** scored **Addison Johnson** on a suicide squeeze bunt with one out in the 13th inning to lift #15 Clemson to a 5-4 victory over #25 Miami (FL). The Hurricanes scored a run in the top of the 13th, but the Tigers tied the score on **J.D. Burgess'** run-scoring single in the bottom of the 13th before the walkoff squeeze bunt by **Lee**. **Alan Farina** picked up the win in relief, as he allowed just one hit and one unearned run with six strikeouts in 3.2 innings pitched.

Miami 4 (35-21)										Clemson 5 (37-20)									
Player	AB	R	H	RBI	BB	SO	PO	A		Player	AB	R	H	RBI	BB	SO	PO	A	
Tekotte, CF	5	1	1	0	0	1	3	0		Chalk, DH	4	0	1	1	2	1	0	0	
Tomas, 3B	6	2	2	1	0	1	0	3		Boyd, RF	3	0	0	0	0	1	3	0	
Alonso, 1B	4	0	2	1	1	1	16	0		Burg, PH	1	0	1	0	0	0	0	0	
Weeks, 2B	6	0	2	2	0	0	6	9		Lee, PR/RF	2	1	1	1	0	0	1	0	
Raben, RF/P	5	0	0	0	1	1	2	0		Smith, 3B	5	0	2	1	1	2	3	4	
Sobolewski, LF	6	0	2	0	0	2	0	0		D'Alessio, 1B	2	0	2	0	0	0	11	0	
Menendez, DH	5	0	0	0	0	3	0	0		Paulsen, PH/1B	2	0	0	0	1	0	3	0	
Freitas, RF	0	0	0	0	0	0	0	0		Harbin, SS	6	0	1	0	0	1	0	3	
O'Brien, C	5	0	1	0	0	2	8	1		Hogan, C	6	1	1	0	0	3	12	0	
Jackson, SS	5	1	1	0	0	1	2	3		Mitchell, CF	6	1	1	0	0	2	0	2	
										Johnson, LF	4	1	0	0	2	0	2	0	
										Burgess, 2B	3	1	2	1	2	0	1	5	
Totals	47	4	11	4	2	12	37	19		Totals	44	5	12	4	8	8	39	13	

Score By Innings

	R	H	E
Miami	0	0	2
Clemson	0	0	0

E - Weeks (5), Jackson (13). DP - Miami 3, Clemson 1. LOB - Miami 8, Clemson 14. 2B - Tekotte (17), Tomas (15), Alonso (12), Chalk (9). HBP - D'Alessio. SH - Tekotte (5), Chalk (3), Lee (3), Burgess (10). SF - Alonso (7). SB - Raben (3), Sobolewski 2 (14), Hogan (8).

Miami									Clemson									
	IP	H	R	ER	BB	SO	AB	BF		IP	H	R	ER	BB	SO	AB	BF	
Maine (L)	6.2	8	3	2	2	4	27	31		Moskos (L)	7.2	8	3	3	1	2	30	32
D. Gutierrez (R)	1.1	1	0	0	0	1	5	5		Clyne (R)	1.2	2	0	0	0	4	7	7
Gil (R)	3.0	0	0	0	3	2	6	11		Farina (R)	3.2	1	1	0	1	6	10	12
Housey (R)	1.1	2	2	2	3	1	5	8										
Raben (L)	0.0	1	0	0	0	0	1	1										
Totals	12.1	12	5	4	8	44	56		Totals	13.0	11	4	3	2	12	47	51	

Win - Farina (5-3). Loss - Housey (0-3).

Umpires: HP - Mickey Fuqua, 1B - Jack Cox, 2B - Scott Graham, 3B - Scott Erby

Start - 5:20 PM. Finish - 9:17 PM. Time - 3:57. Attendance - 10,606

Game 59 • Clemson 5, Florida State 1

May 26, 2007 • Baseball Grounds of Jacksonville • Jacksonville, FL

In the Tigers' third game of the ACC Tournament on May 26, junior righthander **David Kopp** pitched a complete game to lead #15 Clemson to a 5-1 win over #3 Florida State. The Margate, FL native pitched his first career complete game, allowing six hits, one unearned run, and no walks with seven strikeouts to earn All-ACC Tournament honors. The Seminoles scored their lone run in the ninth inning thanks to a throwing error by **Kopp**. The Tigers also handed **Bryan Henry** his first loss in 15 decisions in 2007. Four of Clemson's five runs came with two outs, including **Addison Johnson's** two-out, run-scoring single in the second inning that put the Tigers ahead for good. **Taylor Harbin** was 2-for-4 with two runs scored, while **Brad Chalk** added a triple and two RBIs.

Florida State 1 (47-11)									Clemson 5 (38-21)								
Player	AB	R	H	RBI	BB	SO	PO	A	Player	AB	R	H	RBI	BB	SO	PO	A
T. Thomas, 2B	4	0	2	0	0	0	5	1	Chalk, CF	3	0	1	2	1	0	3	0
Hallberg, SS	4	0	0	0	0	1	2	1	Boyd, RF	5	0	0	0	0	3	1	0
Posey, C	4	0	0	0	0	0	7	2	Smith, 3B	4	0	2	1	0	0	1	1
Richardson, PR	0	1	0	0	0	0	0	0	D'Alessio, 1B	3	0	0	0	1	2	11	0
Rye, RF	4	0	3	1	0	0	0	0	Harbin, SS	4	2	2	0	0	0	0	3
Danesh, LF	4	0	0	0	0	1	1	0	Hogan, C	4	1	1	1	0	0	8	0
Stidham, 3B	4	0	0	0	0	2	2	5	Paulsen, DH	2	0	0	0	1	1	0	0
Gildea, CF	3	0	1	0	0	0	0	0	Lee, PR/DH	0	1	0	0	1	0	0	0
Oravetz, DH	3	0	0	0	0	2	0	0	Johnson, LF	3	0	2	1	0	0	1	0
Reichert, 1B	2	0	0	0	0	1	5	0	Burgess, 2B	4	1	2	0	0	2	1	5
Guinn, PH/1B	1	0	0	0	0	0	0	2									
Totals	33	1	6	1	0	7	24	9	Totals	32	5	10	5	4	8	27	11

Score By Innings

	R	H	E
Florida State	0	0	0
Clemson	0	1	0

E - Hallberg (7), Kopp (3). DP - Clemson 1. LOB - Florida State 5, Clemson 9. 2B - Rye (12), Harbin (19), Burgess 2 (2). 3B - Chalk (1). SH - Chalk (4), Johnson (6). SB - T. Thomas (30), Gildea (8). CS - Smith (4).

Florida State										Clemson									
Player	IP	H	R	ER	BB	SO	AB	BF		Player	IP	H	R	ER	BB	SO	AB	BF	
Henry (R)	5.1	9	4	2	1	5	24	26		Kopp (R)	9.0	6	1	0	0	7	33	33	
Marshall (R)	1.2	0	0	0	2	1	5	7											
Rosen (R)	1.0	1	1	1	1	2	3	5											
Totals	8.0	10	5	3	4	8	32	38		Totals	9.0	6	1	0	0	7	33	33	

Win - Kopp (6-2). Loss - Henry (14-1).

Umpires: HP - Mark Chapman, 1B - Jack Cox, 2B - Scott Graham, 3B - Mickey Fuqua

Start - 5:11 PM. Finish - 7:28 PM. Time - 2:17. Attendance - 14,970

Game 58 • Wake Forest 3, Clemson 2

May 25, 2007 • Baseball Grounds of Jacksonville • Jacksonville, FL

In Clemson's second game of the ACC Tournament on May 25, **Brett Linnenkohl** hit a walkoff single in the ninth inning to propel Wake Forest to a 3-2 win over #15 Clemson. Clemson built a 2-0 lead with single runs in the fourth and fifth innings, including a run-scoring double by **Doug Hogan** in the fourth and a sacrifice fly by **Wilson Boyd** in the fifth. But the Demon Deacons scored single runs in the seventh, eighth, and ninth innings. Wake Forest loaded the bases in the ninth inning thanks in part to two Tiger errors, including a throwing error to third base by **Stephen Clyne** on a bunt back to the mound, then **Linnenkohl** grounded a single up the middle with no outs to plate the winning run. Clemson totaled just six hits and was 1-for-11 with runners in scoring position. Tiger starter **Ryan Hinson** pitched 6.1 innings, allowing just four hits and one run.

Clemson 2 (37-21)										Wake Forest 3 (32-26)									
Player	AB	R	H	RBI	BB	SO	PO	A		Player	AB	R	H	RBI	BB	SO	PO	A	
Chalk, DH	5	0	0	0	0	0	0	0		Terry, CF	3	0	1	0	0	0	3	0	
Boyd, RF	3	0	0	1	0	0	1	0		Hood, SS	5	1	2	0	0	0	1	2	
Smith, 3B	4	0	2	0	0	0	0	0		Dykstra, 1B	2	0	0	1	2	0	14	0	
D'Alessio, 1B	3	1	1	0	1	0	9	1		Fox, RF	4	0	0	0	1	1	2	0	
Harbin, SS	3	0	0	0	0	0	3	4		Linnenkohl, LF	3	1	1	1	1	1	3	0	
Hogan, C	3	0	1	1	1	1	2	0		Goff, 2B	3	0	0	0	0	0	0	5	
Lee, LF	3	0	1	0	1	1	1	0		Smith, 3B	4	0	1	1	0	0	1	4	
Johnson, CF	4	0	1	0	0	1	2	1		Woodall, DH	4	1	2	0	0	0	0	0	
Burgess, 2B	3	1	0	0	1	0	6	2		Jones, C	1	0	0	0	2	0	3	1	
Totals	31	2	6	2	4	3	24	12		Totals	29	3	7	3	6	2	27	13	

Score By Innings

	R	H	E
Clemson	0	0	0
Wake Forest	0	0	0

E - D'Alessio (5), Harbin (15), Clyne (1), Smith 2 (14). DP - Clemson 2. LOB - Clemson 8, Wake Forest 14. 2B - Hogan (13). 3B - D'Alessio (2). HBP - Terry 2, Dykstra, Linnenkohl. SH - Harbin (6), Goff (4), Jones (2). SF - Boyd (1). SB - Smith 2 (6), Lee (1). CS - Hogan (5).

Clemson										Wake Forest									
Player	IP	H	R	ER	BB	SO	AB	BF		Player	IP	H	R	ER	BB	SO	AB	BF	
Hinson (L)	6.1	4	1	1	3	1	21	28		Kledzik (R)	7.1	6	2	2	3	2	25	30	
Vaughn (R)	0.2	0	0	0	1	1	2	3		Niesen (L)	1.2	0	0	0	1	1	6	7	
Martin (L)	0.1	0	1	1	0	0	0	2											
Clyne (R)	0.2	3	1	0	2	0	6	8											
Totals	8.0	7	3	2	6	2	29	41		Totals	9.0	6	2	2	4	3	31	37	

Win - Niesen (6-5). Loss - Clyne (5-2).

Umpires: HP - Scott Graham, 1B - Mark Chapman, 2B - Mickey Fuqua, 3B - Jack Cox

Start - 4:07 PM. Finish - 6:33 PM. Time - 2:26. Attendance - 13,546

Game 60 • Clemson 3, Saint John's 2

June 1, 2007 • Coastal Federal Field • Myrtle Beach, SC

In the first game of the Myrtle Beach Regional on June 1, **Brad Chalk's** two-out, run-scoring single in the ninth inning capped #13 Clemson's 3-2 come-from-behind win over Saint John's. **Chris Joachim** hit a solo home run in the fifth inning to put the first run on the scoreboard. Clemson tied the score in the eighth inning on **Chalk's** infield single, but the Red Storm's two-out rally in the top of the ninth put the Tigers behind a run again. **Doug Hogan** hit a one-out triple in the bottom of the ninth, then scored on a wild pitch on ball #4 to **Wilson Boyd**. After **Addison Johnson's** single, **Chalk** hit a single through the left side, as **Boyd** just beat the throw home to give Clemson the walkoff victory. **Chalk** and **Johnson** each had three hits, as they were two of only four Tigers to have at least one hit in the game. **Chalk** also had both of Clemson's RBIs. **Daniel Moskos** pitched 8.0 strong innings, allowing only one run on seven hits. He also retired the last 12 batters he faced. **Alan Farina** picked up the win in relief despite allowing the go-ahead run in the ninth inning on an infield single.

Saint John's 2									Clemson 3								
(40-18)									(39-21)								
Player	AB	R	H	RBI	BB	SO	PO	A	Player	AB	R	H	RBI	BB	SO	PO	A
Kemp, LF	5	0	1	1	0	0	2	0	Chalk, CF	5	0	3	2	0	1	1	0
Joachim, DH	5	1	1	1	0	0	0	0	Mitchell, RF	4	0	0	0	0	1	3	0
DeLuca, 2B	4	0	1	0	0	1	0	1	Smith, 3B	3	0	0	0	1	2	2	1
Zayas, 3B	4	0	1	0	0	2	1	1	D'Alessio, 1B	4	0	0	0	0	1	12	0
Smith, RF	4	0	1	0	0	0	2	0	Harbin, SS	4	0	1	0	0	0	1	6
Annisinos, CF	4	0	0	0	0	2	2	0	Hogan, C	4	1	2	0	0	1	6	0
Monaghan, C	4	0	2	0	0	1	9	1	Burg, DH	3	0	0	0	0	1	0	0
Mahoney, 1B	3	1	0	0	1	0	9	0	Boyd, PH	0	1	0	0	1	0	0	0
Grassham, SS	3	0	2	0	1	0	0	2	Johnson, LF	4	1	3	0	0	0	2	0
									Burgess, 2B	2	0	0	0	0	1	0	6
Totals	36	2	9	2	2	6	26	8	Totals	33	3	9	2	8	27	13	13

Game 61 • Clemson 11, Coastal Carolina 8

June 3, 2007 • Coastal Federal Field • Myrtle Beach, SC

In the Tigers' second game of the Myrtle Beach Regional on June 3, **Andy D'Alessio** went 3-for-4 with two doubles, a homer, and four RBIs to lead #13 Clemson to an 11-8 win over #10 Coastal Carolina. **Wilson Boyd**, **D'Alessio**, **Taylor Harbin**, and **Doug Hogan** all had three hits apiece in Clemson's 16-hit attack. Clemson took a 7-6 lead in the seventh inning, then the Tigers added four runs in the eighth inning, highlighted by **Marquez Smith's** two-out, three-run homer on an 0-2 pitch.

Coastal Carolina 8 (49-12)										Clemson 11 (40-21)									
Player	AB	R	H	RBI	BB	SO	PO	A		Player	AB	R	H	RBI	BB	SO	PO	A	
Sappelt, LF	2	1	1	1	1	0	1	0		Chalk, CF	5	2	0	0	0	0	2	0	
Duggan, CF	4	0	2	0	1	0	5	0		Boyd, RF	5	3	3	0	0	0	1	0	
Raber, 1B	5	0	1	1	0	3	6	1		Smith, 3B	3	2	1	3	1	2	0	2	
Baldrige, RF	5	2	1	0	0	0	1	0		D'Alessio, 1B	4	3	3	4	0	0	9	1	
Rademacher, C	4	1	1	2	0	0	5	0		Harbin, SS	5	1	3	0	0	0	4	3	
Martin, 3B	5	0	3	0	0	0	0	1		Hogan, C	5	0	3	2	0	0	5	0	
Doyle, DH	5	2	3	1	0	0	0	0		Paulsen, DH	3	0	0	0	0	1	0	0	
Bortnick, SS	5	1	0	0	0	1	2	3		Lee, PH/DH	1	0	0	0	0	1	0	0	
Vrable, 2B	3	1	2	1	1	0	3	2		Burg, PH/DH	1	0	0	0	0	0	0	0	
Totals	38	8	14	6	3	4	24	9		Johnson, LF	4	0	1	1	0	0	4	0	
										Burgess, 2B	4	0	2	0	0	0	2	4	
										Totals	40	11	16	10	1	4	27	12	

Score By Innings										R	H	E
Coastal Carolina	1	3	1	0	0	1	0	0	2	8	14	2
Clemson	4	2	0	0	0	0	1	4		11	16	4

E - Vrable 2 (13), Chalk (1), Smith 2 (12), Johnson (3). DP - Clemson 2. LOB - Coastal Carolina 9, Clemson 8. 2B - Baldrige (15), Vrable (13), Boyd (6), D'Alessio 2 (11), Johnson (8). HR - Rademacher (7), Doyle (2), Smith (12), D'Alessio (15). HBP - D'Alessio. SH - Sappelt (8), Rademacher (20), Smith (4). SF - Sappelt (4). SB - Duggan (11).

Coastal Carolina										Clemson									
Player	IP	H	R	ER	BB	SO	AB	BF		Player	IP	H	R	ER	BB	SO	AB	BF	
Mariotti (R)	1.2	8	6	4	0	1	13	14		Kopp (R)	5.0	9	6	4	0	2	23	25	
Anderson (R)	6.0	6	4	3	1	3	24	25		Vaughn (R)	0.1	1	0	0	2	0	2	4	
Meiners (L)	0.0	2	1	1	0	0	2	3		Hinson (L)	1.2	1	0	0	0	1	6	6	
Risser (R)	0.1	0	0	0	0	0	1	1		Clyne (R)	1.0	0	0	0	1	1	2	4	
Totals	8.0	16	11	8	1	4	40	43		Farina (R)	1.0	3	2	2	0	0	5	5	
										Totals	9.0	14	8	6	3	4	38	44	

Win - Hinson (6-2). Loss - Anderson (5-4).

Umpires: HP - Jay Asher, 1B - Randy Harvey, 2B - Dan Mascorro, 3B - Tom Svehla

Start - 4:06 PM. Finish - 7:38 PM. Time - 3:32. Attendance - 6,231

Game 63 • Mississippi State 8, Clemson 6

June 8, 2007 • Dudy Noble Field • Starkville, MS

In game-one of the Starkville Super Regional on June 8, #17 Mississippi State rallied from a 5-2 deficit to defeat #5 Clemson 8-6 in front of 12,620 fans at Dudy Noble Field. After the Bulldogs tied the score 2-2 in the fifth inning, Clemson scored three runs in the top of the sixth inning thanks to a two-run homer by **Andy D'Alessio** and solo homer by **Taylor Harbin**. **D'Alessio's** long ball was his 59th, tying the Tiger career record. But the Bulldogs responded with four runs in the bottom of the sixth, highlighted by **Mitch Moreland's** two-run homer to tie the score. **Doug Hogan** added a solo home run in the eighth inning, but **Aaron Weatherford** pitched a scoreless ninth inning to record the save.

Clemson 6 (41-22)										Mississippi State 8 (37-20)									
Player	AB	R	H	RBI	BB	SO	PO	A		Player	AB	R	H	RBI	BB	SO	PO	A	
Chalk, CF	5	0	0	0	0	0	2	0		Rea, CF	4	1	1	0	0	0	4	0	
Boyd, RF	5	1	1	0	0	1	0	0		McCaskill, LF	3	1	1	0	0	1	0	0	
Smith, 3B	3	2	1	0	1	2	0	0		Hardy, PH/LF	0	0	0	0	0	0	0	0	
D'Alessio, 1B	4	1	2	3	0	0	9	3		Easley, C	4	1	1	1	0	1	9	3	
Harbin, SS	3	1	1	2	0	0	2	1		Moreland, RF/1B	4	2	2	3	0	0	3	0	
Hogan, C	3	1	2	1	0	0	6	0		Turner, 2B	4	1	2	1	0	1	1	1	
Lee, DH	3	0	0	0	0	3	0	0		LaNinfa, 1B	4	1	1	0	0	1	7	0	
Paulsen, PH/DH	1	0	0	0	0	0	0	0		Rice, RF	0	0	0	0	0	0	0	0	
Johnson, LF	2	0	1	0	2	1	0	0		Sneed, 3B	4	0	1	0	0	1	1	1	
Burgess, 2B	3	0	0	0	0	2	3	6		C. Powers, DH	3	1	2	2	1	1	0	0	
Totals	32	6	8	6	3	9	24	13		Butler, SS	4	0	1	0	0	0	2	1	
										Totals	34	8	12	7	1	6	27	9	

Score By Innings										R	H	E
Clemson	0	0	0	2	0	3	0	1	0	6	8	1
Mississippi State	0	0	0	0	2	4	2	0		8	12	1

E - Burgess (7), Butler (9). DP - Clemson 2. LOB - Clemson 5, Mississippi State 4. 2B - McCaskill (13), Moreland (23), Turner 2 (12). HR - D'Alessio (17), Harbin (11), Hogan (12), Moreland (9), C. Powers (8). HBP - Hogan. SH - Burgess (13), Hardy (4). SF - Harbin (5). CS - Hogan (6).

Clemson										Mississippi State									
Player	IP	H	R	ER	BB	SO	AB	BF		Player	IP	H	R	ER	BB	SO	AB	BF	
Moskos (L)	5.0	9	6	5	0	4	24	24		Crosswhite (R)	5.0	4	4	3	2	5	17	22	
Clyne (R)	2.0	3	2	2	1	1	7	9		Carver (L)	0.0	2	1	1	0	0	2	2	
Vaughn (R)	1.0	0	0	0	0	1	3	3		Lalor (R)	3.0	2	1	1	0	3	10	10	
Totals	8.0	12	8	7	1	6	34	36		Weatherford (R)	1.0	0	0	0	1	1	3	4	
										Totals	9.0	8	6	5	3	9	32	38	

Win - Lalor (3-1). Loss - Moskos (3-6). Save - Weatherford (5).

Umpires: HP - Ken Eldridge, 1B - Chuck Lyon, 2B - Bill Speck, 3B - Jim Garman

Start - 11:06 AM. Finish - 1:48 PM. Time - 2:42. Attendance - 12,620

Game 62 • Clemson 15, Coastal Carolina 3

June 4, 2007 • Coastal Federal Field • Myrtle Beach, SC

In the championship game of the Myrtle Beach Regional on June 4, #13 Clemson pounded out 20 hits en route to a 15-3 win over #10 Coastal Carolina. Four different Tigers had at least three hits for the second game in a row, led by **Marquez Smith's** four hits, including a homer, four runs scored, and three RBIs.

Clemson 15									(41-21)									Coastal Carolina 3									(50-13)								
Player	AB	R	H	RBI	BB	SO	PO	A	Player	AB	R	H	RBI	BB	SO	PO	A	Player	AB	R	H	RBI	BB	SO	PO	A									
Chalk, CF	6	2	3	0	0	0	1	0	Sappelt, LF	5	0	1	0	0	0	2	0	Duggan, CF	5	0	2	0	0	1	3	0									
Boyd, RF	5	1	1	2	0	0	2	0	Poutier, PR	0	0	0	0	0	0	0	0	Baldrige, RF	4	0	1	0	1	3	2	0									
Burg, PH/RF	1	0	1	0	0	0	0	0	Raber, 1B	5	0	0	0	0	0	2	11	1	0	0	0	0	0	0	0										
Smith, 3B	6	4	4	3	0	0	0	0	Rademacher, C	4	2	2	0	0	0	1	6	0	Martin, 3B	3	0	0	0	1	0	0	2								
D'Alessio, 1B	4	3	3	2	0	1	6	0	Doyle, DH	4	1	1	0	0	0	1	0	0	0	0	0	0	0	0	0										
Paulsen, PH/1B	2	0	0	0	0	1	0	0	Bortnick, SS	2	0	1	1	1	0	1	0	1	2	0	0	0	0	0	0										
Harbin, SS	5	3	3	4	0	0	3	3	Vrable, 2B	4	0	1	2	0	1	1	4	0	Totals	36	3	9	3	3	9	27	11								
Hogan, C	4	1	2	0	1	1	6	0	Totals	36	3	9	3	3	9	27	11	Totals	36	3	9	3	3	9	27	11									
Munroe, C	0	0	0	0	0	0	3	0																											
Johnson, LF	4	0	1	2	1	0	4	1																											
Lee, DH	5	0	1	1	0	2	0	0																											
Burgess, 2B	5	1	1	0	0	1	2	1																											
Bunnell, 2B	0	0	0	0	0	0	0	0																											
Totals	47	15	20	14	2	6	27	7																											

Score By Innings										R	H	E
Clemson	2	0	5	6	0	0	0	2	0	15	20	2
Coastal Carolina	0	0	0	1	0	2	0	0	0	3	9	0

E - D'Alessio (6), Burgess (6). DP - Clemson 1. LOB - Clemson 7, Coastal Carolina 10. 2B - Chalk (10), Boyd (7), D'Alessio (12), Hogan (14), Duggan (20). 3B - Chalk (2). HR - Smith (13), D'Alessio (16), Harbin (10). HBP - Bortnick. SB - Harbin (14), Johnson (8).

Clemson										Coastal Carolina									
Player	IP	H	R	ER	BB	SO	AB	BF		Player	IP	H	R	ER	BB	SO	AB	BF	
Mitchell (R)	5.0	6	1	1	1	6	20	22		McCully (R)	2.1	6	6	6	0	1	13	13	
Martin (L)	0.1	2	2	1	1	0	4	5		Andrelczyk (R)	1.0	5	4	4	0	1	8	8	
Sarratt (R)	0.2	0	0	0	0	0	2	2		Altman (R)	3.2	6	3	3	0	1	17	17	
Fidrych (L)	1.0	0	0	0	1	0	3	4		Lombardozzi (R)	1.0	2	2	2	2	2	5	7	
Zoltak (L)	1.0	0	0	0	0	1	3	3		Haug (R)	1.0	1	0	0	0	1	4	4	
Zocchi (R)	1.0	1	0	0	0	2	4	4		Totals	9.0	20	15	15	2	6	47	49	
Totals	9.0	9	3	2	3	9	36	40											

Win - Mitchell (5-0). Loss - McCully (7-3).

Umpires: HP - Randy Harvey, 1B - Tom Svehla, 2B - Terrance Mobley, 3B - Jay Asher

Start - 3:06 PM. Finish - 6:09 PM. Time - 3:03. Attendance - 4,327

Game 64 • Mississippi State 8, Clemson 5

June 9, 2007 • Dudy Noble Field • Starkville, MS

In game-two of the Starkville Super Regional on June 9, #17 Mississippi State scored four runs in the second inning thanks to a costly Tiger error and never trailed again, as the Bulldogs downed #5 Clemson 8-5 in front of 13,715 fans at Dudy Noble Field to advance to the College World Series. The Tigers out-hit the Bulldogs 12-11, including three hits apiece by **Marquez Smith</**

2007 Seniors & Pro Signees



#3 David Bunnell

INF • R-R • 6-0 • 185 • 1VL

Charlotte, NC • Independence HS

Infielder who walked-on to the Tiger program in the fall of 2006...was a regular student for his first three years at Clemson before being invited to join the team as a senior; he actually tried-out for the team as a walk-on prior to the 2005 season but was cut...played on Clemson's Club team in 2005, then did not play any organized baseball in 2006.

2007: Hit .234 with three doubles and six RBIs in 29 games (14 starts, all at second base)...battled for the starting job at second base with J.D. Burgess, but was his backup during most of the second half of the season...was 3-for-9 (.333) off the bench...started 10 games in a row in March...hit a pinch-hit double in his first career plate appearance against George Mason on Feb. 16.

BEFORE CLEMSON: All-conference selection and team captain as a junior and senior at Independence High School...batted .374 as a junior and .352 as a senior...lettered three times in baseball at Independence High, where he was coached by Mark Mennitt.

PERSONAL: Graduated in May, 2007 with a marketing degree...born David Minson Bunnell on Sept. 24, 1984 in Charlotte, NC.

Bunnell's Career Stats

Year	AVG	G-GS	AB	R	H	2B	3B	HR	RBI	OB%	SB
2007	.234	29-14	47	7	11	3	0	0	6	.345	0-0



#8 Brad Chalk

OF • L-L • 6-0 • 180 • 3VL

Greer, SC • Riverside HS

Speedy player who showed good range along with a strong and accurate arm (11 career outfield assists) in centerfield...beat out many infield hits in his career as a prototypical "slap" hitter...had a .356 batting average and .469 on-base percentage in three seasons at Clemson (177 games and 167 starts)...had 107 walks and 23 hit-by-pitches against only 56 strikeouts...had 40 career sacrifice bunts, most in Clemson history, and 21 career bunt singles...had the two-highest, single-season sacrifice bunt totals in school history...had 32 steals in 40 attempts in his career.

2007: Drafted in the second round (#87 overall pick) by the San Diego Padres and signed in June...Second-Team All-ACC selection...hit a team-best .366 with 26 runs scored, 10 doubles, two triples, 18 RBIs, 32 walks, a .483 on-base percentage, and nine steals in 45 starts, including 43 in centerfield and two as the DH...fifth in the ACC in on-base percentage...missed the last 15 games of the regular season and 19 in all due to a back injury...only struck out 16 times...hit a team-best .389 with a .542 on-base percentage in ACC regular-season games...hit a team-best .420 with a .523 on-base percentage in non-ACC regular-season games...hit a team-best .419 at home...hit .415 with runners in scoring position...367 with runners on base, and .395 with two outs, all team-highs...had 17 multi-hit games, including a team-best nine games of three hits or more...had a 50-game streak of reaching base via a hit, walk, or hit-by-pitch that included the last 27 games of 2006 and first 23 games of 2007; he hit safely in 45 of the 50 games...had a 17-game hitting streak, which included the last 16 games of 2006 and first game of 2007...had an 11-game hitting streak in March...one of 112 players on the Brooks Wallace Award Watch List...named to the Myrtle Beach Regional All-Tournament team after going 6-for-16 (.375) with four runs scored, a double, triple, and two RBIs in three games...**ESPN The Magazine** Second-Team Academic All-District III selection...went 3-for-5 with two RBIs and a walkoff single in the ninth inning against Saint John's in the Myrtle Beach Regional on Jun. 1.

2006: All-ACC Academic team member...received the Tiger Baseball Award, given for outstanding leadership on the team...honored at the College World Series' pre-tournament banquet for having the team's best GPA...hit .353 with

67 runs scored and 18 steals in 19 attempts in 68 games (all starts in centerfield)...played all 68 games in the #2 spot in the batting order...had a .467 on-base percentage thanks to 41 walks and 11 hit-by-pitches against only 21 strikeouts...had a school-record 21 sacrifice bunts, besting the same record he set as a freshman in 2005 when he had 15...led the team in runs scored, walks, hit-by-pitches, on-base percentage, and sacrifice bunts...second in the nation in sacrifice bunts...led the ACC in sacrifice bunts, tied for seventh in triples, and tied for seventh in walks...had 10 bunt singles...hit a team-best .358 with a .456 on-base percentage and 11 steals in 11 attempts in 30 ACC regular-season starts...hit a team-best .408 with a .532 on-base percentage and four steals in the postseason...had 26 multi-hit games, second-most on the team...had a 10-game hitting streak from late April to mid May and ended the season on a 16-game hitting streak...hit safely in 26 of the last 27 games...named to the All-ACC Tournament team after going 9-for-19 (.474) with eight runs scored, two doubles, a triple, five RBIs, five walks, three hit-by-pitches, a .630 on-base percentage, and three steals in five games; therefore he reached base 17 times; the .474 batting average was best on the team...named to the Clemson Regional All-Tournament team after going 5-for-10 with a double in three games...had the game-winning, RBI single in the seventh inning at #1 South Carolina on Apr. 5...played for Falmouth in the Cape Cod League in the summer, where he hit .305 in 36 games.

2005: Freshman All-American by **Collegiate Baseball**...hit .350 with a .458 on-base percentage (both team-bests) in 64 games (54 starts, all in centerfield)...scored 46 runs and walked 34 times with six hit-by-pitches compared to only 19 strikeouts in 200 at-bats...had a 13-game hitting streak in May...had 22 multi-hit games...had 15 sacrifice bunts, tied for 11th-most in the nation...had a team-high 10 bunt singles...had two hits in each of the four ACC Tournament games from May 25-28...played for Wilmington in the Coastal Plain League in the summer, where he hit .283 with 10 steals in 138 at-bats (35 games).

BEFORE CLEMSON: Lettered four times in baseball at Riverside High School, where he was coached by Chris Bates...South Carolina Gatorade Player-of-the-Year as a senior...All-America choice by **Collegiate Baseball**...three-time all-state and four-time all-region selection...played on two state championship teams and four region title squads.

PERSONAL: Three-time member of the ACC Academic Honor Roll...majoring in sport management...born Bradley William Chalk on Jan. 20, 1986 in Spartanburg, SC.

Chalk's Career Stats

Year	AVG	G-GS	AB	R	H	2B	3B	HR	RBI	OB%	SB
2005	.350	64-54	200	46	70	7	0	11	458	.5-9	
2006	.353	68-68	238	67	84	9	4	20	467	18-19	
2007	.366	45-45	161	26	59	10	2	0	18	483	9-12
Total	.356	177-167	599	139	213	26	6	0	49	.469	32-40



#36 Stephen Clyne

RHP • R-R • 6-1 • 205 • 3VL

Parkland, FL • American Heritage School

Came on to be the team's primary closer...increased his velocity as a senior along with already having a sharp-breaking curveball...had an 8-3 record, 2.84 ERA, and five saves in 66 career relief appearances (98.1 innings pitched) in three active years...threw just two wild pitches and allowed only two homers in his career...had 104 career strikeouts versus only 34 walks (3.1 strikeout-to-walk ratio).

2007: Drafted in the third round (#123 overall pick) by the New York Mets and signed in June...had a 5-2 record, 2.58 ERA, three saves, and a .260 opponents' batting average in 31 relief appearances (45.1 innings pitched)...led the team in appearances and ERA...tied for sixth in the ACC in appearances...the 31 appearances and 31 relief appearances were both fifth-most in Clemson history...finished a team-tying-high 17 games...allowed just one homer...had a scoreless-inning streak of 31.1 innings pitched that started in 2006 and ended at Western Carolina on Mar. 20; the streak included his last 15.1 innings pitched of 2006 and his first 16.0 innings pitched of 2007; it was just behind the school

record of 32.2, set by Scott Berney in 2000...pitched in three of Clemson's four team shutouts...pitched 5.1 scoreless innings in relief, allowing three hits and one walk with five strikeouts to earn the win against Pacific on Feb. 23...pitched 2.1 innings in relief, allowing one hit and no runs to record the save at #2 Florida State on May 13.

2006: Had a 1-1 record and 2.59 ERA in 16 appearances (24.1 innings pitched) as a middle reliever...only allowed 17 hits (one homer) and had a team-best .191 opponents' batting average...had 26 strikeouts against five walks, good for a 5.2 strikeout-to-walk ratio...the only Tiger with at least 3.0 innings pitched who did not throw a wild pitch...held lefthanded batters to a team-best .176 batting average...held opponents to a team-best .171 batting average with runners on base...had an 0.87 ERA in 10.1 innings pitched against top-25 ranked teams...after allowing two runs against Maryland on Apr. 9, he pitched 15.1 innings in his final eight relief appearances, and he allowed just 10 hits, no runs, and two walks with 15 strikeouts...pitched 2.0 perfect innings in relief with two strikeouts to earn the win against William & Mary on Mar. 8...pitched 2.0 scoreless innings of one-hit ball at #10 Georgia Tech on Apr. 16...played for Thomasville in the Coastal Plain League in the summer, where he was 2-1 with a 2.22 ERA in 28.1 innings pitched over six appearances (four starts).

2005: Had a 2-0 record with a 3.45 ERA and two saves in 19 relief appearances (28.2 innings pitched)...struck out 30 against 11 walks (three intentional)...did not allow a homer or wild pitch...only allowed five of 18 inherited runners to score...finished the game in 15 (team-high) of his 19 appearances...pitched 2.1 perfect innings in relief with three strikeouts against East Carolina at Myrtle Beach, SC on Feb. 20; it was his first career outing...retired all three batters on strikeouts to record his first career save against #18 California-Irvine on Feb. 25...earned his first career win in a relief role against Duke on Apr. 10...struck out seven in 4.0 innings pitched in relief at N.C. State on Apr. 22.

2004: Entered the season coming off "Tommy John" surgery and did not appear in any games.

2003: Red-shirted...played for Florence in the Coastal Plain League in the summer.

BEFORE CLEMSON: Set the American Heritage School record for career wins (21) and ERA (0.34) in a season...player-of-the-year for A, AA, and AAA as a senior...AAA all-state as a senior...led his team to the state finals, and set single-season school records for wins (11) and ERA (0.34)...all-county and AAA all-state as a junior...member of the state runnerup team as a freshman, when he pitched a perfect game...lettered three times in baseball and twice in football...coached by Todd Fitzgerald.

PERSONAL: Graduated in May, 2007 with a degree in management...born Stephen Patrick Clyne on Sept. 22, 1984 in Fort Lauderdale, FL.

Clyne's Career Stats

Year	ERA	W-L	G-GS	SV	IP	H	R	ER	BB	SO
2005	3.45	2-0	19-0	2	28.2	29	13	11	11	30
2006	2.59	1-1	16-0	0	24.1	17	8	7	5	26
2007	2.58	5-2	31-0	3	45.1	44	17	13	18	48
Total	2.84	8-3	66-0	5	98.1	90	38	31	34	104



#24 Andy D'Alessio

1B • L-R • 6-4 • 220 • 4VL

Naples, FL • Barron Collier HS

Powerful hitter and solid defensive first-baseman; he had a .991 career fielding percentage...totaled 2,186 career putouts, fourth-most in NCAA history...a career .309 hitter with 51 doubles, three triples, 59 homers, 217 RBIs, a .584 slugging percentage, .399 on-base percentage, and 11 steals in 253 games (239 starts) over four seasons...his 59 career homers tied Jeff Baker (2002-04) for most in Clemson history...his 253 games were third-most in school history...his 217 RBIs were fourth-most in school history...his 853 at-bats were sixth-most in Clemson history...his 498 total bases were seventh-most in school history...hit .367 with a .480 on-base percentage, 11 doubles, eight homers, an .810 slugging percentage, and 25 RBIs in 24 career NCAA Tournament starts...was 16-for-29 (.552)

with four homers and 49 RBIs with the bases loaded in his career...had 11 career two-homer games.

2007: Drafted in the 19th round (#584 overall pick) by the San Francisco Giants and signed in June...team co-captain...second-team All-ACC by [SEBaseball.com](#)...hit .319 with 49 runs scored, 12 doubles, 17 homers, 50 RBIs, a .634 slugging percentage, and .416 on-base percentage in 59 games (59 starts, including 58 at first base and one as the DH)...tied for 23rd in the nation in homers...second in the ACC in homers per game, third in slugging percentage, and fourth in total bases per game...was 40-for-109 (.367) with eight doubles, a triple, 14 homers, 34 RBIs, a .469 on-base percentage, and .844 slugging percentage in the last 30 games; he actually hit 14 long balls in the last 29 games after totaling just three homers in the team's first 35 games...hit just .262 at home, but batted a team-best .402 with an .839 slugging percentage in games away from home...had 18 multi-hit games and 15 multi-RBI games...had three multi-homer games...named Myrtle Beach Regional MVP along with earning All-Tournament honors after going 6-for-12 (.500) with six runs scored, three doubles, two homers, and six RBIs in three games...was 9-for-20 (.450) with seven runs scored, three doubles, three homers, and nine RBIs in five NCAA Tournament games...hit .429 in eight postseason games...went 4-for-4 with three runs scored, two solo homers, and a walk against #19 Georgia Tech on Apr. 28...hit the game-winning homer to lead off the eighth inning against Boston College on May 5...went 3-for-4 with two homers, a double, walk, and three RBIs against Wofford at Greenville, SC on May 8...went 3-for-5 with three runs scored, two homers, and five RBIs at #2 Florida State on May 13; he hit a three-run homer in the first inning on the 11th pitch of his at-bat, then added a mammoth two-run homer in the seventh inning to help Clemson defeat the Seminoles for the second day in a row; he was 6-for-13 (.462) with five runs scored, a double, three homers, and six RBIs in the series...named one of three national players-of-the-week by **Collegiate Baseball** and ACC Player-of-the-Week after going 10-for-19 (.526) with seven runs scored, two doubles, five homers, and 11 RBIs in five games from May 8-13...went 3-for-4 with two doubles, a homer, three runs scored, and four RBIs at #10 Coastal Carolina in the Myrtle Beach Regional on Jun. 3...went 3-for-4 with a double, homer, three runs scored, and two RBIs at #10 Coastal Carolina in the Myrtle Beach Regional on Jun. 4...named to the Brooks Wallace Award Watch List in the preseason.

2006: Drafted in the 10th round (#293 overall pick) by the Los Angeles Dodgers...one of 16 semifinalists for the Dick Howser Trophy...one of 30 semifinalists for the Brooks Wallace Award...first-team All-American by **NCBWA** and College Baseball Foundation...second-team All-American by **ABCA**...third-team All-American by **Baseball America** and **Collegiate Baseball**...honorable mention All-American by [Rivals.com](#)...first-team All-Atlantic Region by **ABCA**...First-Team All-ACC selection...first-team All-ACC according to [SEBaseball.com](#)...hit .312 with 15 doubles, 23 homers, 85 RBIs, and seven steals in 69 starts (all at first base)...had a .648 slugging percentage...led the team in homers, RBIs, and slugging percentage...his 23 homers were tied for seventh-most and his 85 RBIs were third-most in a season in Clemson history...first Tiger since Tim Teufel in 1980 to lead the ACC in RBIs...tied for second in the nation in homers...led the ACC in homers by eight, led in RBIs by 14, third in total bases, and second in slugging percentage...led the nation in RBIs...had a school-record six two-homer games...had 33 two-out RBIs...hit at least one homer in all nine innings during the season...hit 13 homers against lefties...Clemson had a 16-1 record in games that he hit a homer...hit .327 with 13 homers and 39 RBIs in 30 ACC regular-season starts...was 8-for-11 (.727) with two doubles, two homers, and 23 RBIs with the bases loaded...had 24 multi-hit games and a team-best 26 multi-RBI games...committed only three errors in 666 chances (.995 fielding percentage)...named National and ACC Player-of-the-Week twice...had a 13-game hitting streak from late March to mid April...named to the Clemson Regional All-Tournament team after going 4-for-9 with a double, two homers, and five RBIs in three games...totaled two doubles, three homers, and 10 RBIs in eight NCAA Tourney games...went 2-for-4 with a first-inning grand slam against #12 N.C. State on Mar. 24...went 3-for-

5 with two homers, three RBIs, and three runs scored at #19 Georgia on Mar. 28...went 2-for-4 with two homers and three RBIs at #11 Miami (FL) on Apr. 1...named Pro-Line Cap National Player-of-the-Week by **NCBWA** and one of five national players-of-the-week by **Collegiate Baseball**, and ACC Player-of-the-Week after he was 11-for-21 (.524) with four homers, four doubles, and 16 RBIs in five games from Mar. 28 to Apr. 2...hit two solo homers in the first game of a doubleheader at Duke on May 8...hit two homers with three RBIs at Duke on May 9...named one of three national players-of-the-week by **Collegiate Baseball** and ACC Player-of-the-Week after going 9-for-20 with five homers and nine RBIs in six games from May 8-14...went 2-for-3 with two homers and three RBIs against #22 Wake Forest on May 18...went 3-for-3 with two homers, a double, three RBIs, and two walks against Elon in the Clemson Regional on Jun. 3; he and Taylor Harbin became the first pair of Tigers in recorded history to hit back-to-back homers twice in one game...went 2-for-3 with a three-run homer in the eighth inning to give Clemson the lead against #4 Georgia Tech in the College World Series on Jun. 16...played for Harwich in the Cape Cod League in the summer, where he hit .344 with a homer and 10 RBIs in 22 games.

2005: Hit .276 with 14 doubles, 15 homers, and 60 RBIs in 65 games (60 starts, all at first base)...his 15 homers tied for third-most in the ACC...had 60 RBIs with only 58 hits, 30 of which went for extra bases...had a team-high 25 two-out RBIs...was 6-for-9 with two homers and 18 RBIs with the bases loaded...had 17 multi-RBI games, including a team-high four games of at least four RBIs...hit two homers, including his first career grand slam, and had six RBIs at Auburn on Mar. 6...hit a long three-run homer to give the Tigers the lead against #9 North Carolina on Mar. 20...hit a walkoff single against Virginia on Apr. 16...came off the bench and hit an opposite-field grand slam in his only at-bat against Wofford on Apr. 27...went 3-for-4 with two homers, four RBIs, and a walk at Virginia Tech on May 8...went 3-for-6 with a three-run homer, double, four runs scored, and six RBIs at Wake Forest on May 14; he also made a game-saving play on a ball in the hole with two outs, the score tied, and the bases loaded in the ninth inning...named the Clemson Regional MVP along with earning unanimous Clemson Regional All-Tournament honors thanks to going 7-for-9 with four runs scored, four doubles, a homer, four RBIs, four walks, a hit-by-pitch, and steal in three games; his batting average (.778) and on-base percentage (.857) were the best of any player in the NCAA Regionals, while his four doubles tied for the most and 1.556 slugging percentage was second-best...played for Hyannis in the Cape Cod League in the summer, where he hit .254 in 134 at-bats (37 games).

2004: Clemson's hottest hitter in the second half of the season...hit .333 (third-best on the team) with 10 doubles, four homers, and 22 RBIs in 180 at-bats (60 games and 51 starts)...walked 35 times and had a .440 on-base percentage...ninth in the ACC in walks per game and fifth in on-base percentage...was 47-for-125 (.376) in his last 37 starts...hit safely in 24 of his last 27 starts, which included a 13-game hitting streak...led the team and was sixth in the ACC with a .371 batting average in ACC regular-season games...had a .483 on base percentage in ACC regular-season games, best on the team by over 100 points and second-best in the ACC...hit a team-best .536 (15-for-28) against lefties...had 16 multi-hit games...hit his first career homer against Coastal Carolina on Mar. 16...hit a two-run homer at #10 Georgia in the Athens Regional on Jun. 5.

BEFORE CLEMSON: First-team All-American and first-team all-state pick at Barron Collier High School...drafted in the 10th round of the 2003 draft by the Reds...lettered four times in baseball and three times in football...coached by Ted Parsons.

PERSONAL: Two-time member of the ACC Academic Honor Roll...majoring in sport management...born Andrew Anthony D'Alessio on Sept. 23, 1984 in Newark, NJ.

D'Alessio's Career Stats

Year	AVG	G-GS	AB	R	H	2B	3B	HR	RBI	OB%	SB
2004	.333	60-51	180	29	60	10	0	4	22	.440	2-2
2005	.276	65-60	210	36	58	14	1	15	60	.366	1-4
2006	.312	69-69	250	55	78	15	0	23	85	.380	7-8
2007	.319	59-59	213	49	68	12	2	17	50	.416	1-3
Total	.309	253-239	853	169	264	51	3	59	217	.399	11-17



#25 Alan Farina

RHP • R-R • 5-11 • 195 • 1VL

Chuluota, FL • Daytona Beach CC

Hard-throwing righthander who spent one season in the Tiger program...reached the mid 90s on the radar gun.

2007: Drafted in the third round (#115 overall pick) by the Toronto Blue Jays and signed in July...had a 6-3 record, 3.77 ERA, and one save in 25 appearances (two starts)...in 57.1 innings pitched, he allowed just 41 hits (team-best .206 opponents' batting average) and 27 walks with 72 strikeouts...his 11.30 strikeouts-per-nine-innings-pitched mark was ninth-best in Clemson history...struck out 46 in 31.0 innings pitched in ACC regular-season games...had a 5.96 ERA at home, but had a 1.99 ERA, .178 opponents' batting average, and 45 strikeouts against only 10 walks in 31.2 innings pitched in his 12 relief appearances away from home...had a team-best .161 opponents' batting average with runners in scoring position...pitched 4.0 innings in relief, allowing two hits, no runs, and no walks with eight strikeouts at Maryland on Mar. 23...pitched 3.1 innings in relief, allowing one hit, no runs, and no walks with three strikeouts to record his first career win at Georgia on Apr. 3...pitched 4.1 innings in relief, allowing no hits, no runs, and two walks with seven strikeouts to earn the win at Virginia Tech on Apr. 8...pitched 4.1 innings in relief, allowing four hits, no runs, and no walks with six strikeouts to earn the win at #2 Florida State on May 12; he entered the game in the fifth inning with the Tigers trailing 6-3 and shut down the nation's best hitting team the rest of the way, allowing Clemson to earn a dramatic 7-6 come-from-behind win; it was a memorable outing for the Florida native, as he grew up a Seminole fan after attending Mike Martin's Camp five times; both his parents graduated from Florida State as well...pitched 3.2 innings in relief, allowing one hit, no earned runs, and one walk with six strikeouts to earn the win against #25 Miami (FL) in the ACC Tournament on May 23...earned the win in relief against Saint John's in the Myrtle Beach Regional on Jun. 1.

BEFORE CLEMSON: #2 prospect in the Florida Collegiate League at Daytona Beach Community College, where he was coached by Tim Touma...#9 Florida junior college prospect by **Perfect Game**...had a 9-2 record in 2006...first-team all-state and conference pitcher-of-the-year in 2006...Florida Junior College All-Star in 2005...lettered three times in baseball at Oviedo High School, where he was coached by Kevin Wainscott...had an 11-2 record and 0.52 ERA as a senior.

PERSONAL: Majoring in economics...born Alan Robert Farina on Aug. 9, 1986 in Winter Park, FL.

Farina's Career Stats

Year	ERA	W-L	G-GS	SV	IP	H	R	ER	BB	SO
2007	3.77	6-3	25-2	1	57.1	41	26	24	27	72



#17 Chris Fidyrych

LHP • L-L • 6-0 • 210 • 2VL

Beaufort, SC • Beaufort HS

Played as a first-year freshman in 2005, then received a medical red-shirt in 2006...used as a situational pitcher out of the bullpen in 2007...had a 4.19 ERA and .222 opponents' batting average in 20 career relief appearances (19.1 innings pitched)...did not allow a homer or throw a wild pitch in his career...one of the team's top students in the classroom.

2007: Won the team's Dedication Award for outstanding work in the weight room...had a 3.38 ERA in 10 relief appearances (5.1 innings pitched)...allowed just three hits (.158 opponents' batting average) and two walks with three strikeouts...did not allow a homer or throw a wild pitch...only allowed a run in one of his 10 appearances...allowed just one hit in 10 at-bats against lefthanded batters...struck out all three batters he faced in relief against George Mason on Feb. 17...pitched a perfect inning in relief against #4 South Carolina on Mar. 3...won the Omaha Challenge, the team's offseason endurance and condition competition, among all players in the fall of 2006.

2007 Seniors & Pro Signees

2006: Red-shirted while recovering from "Tommy John" surgery.

2005: Was 0-0 with a 4.50 ERA in 10 relief appearances (14.0 innings pitched)...had 13 strikeouts and did not allow a homer...held lefthanded batters to a .160 batting average...pitched a scoreless ninth inning in his first career outing against #18 California-Irvine on Feb. 27...pitched 4.0 scoreless innings in relief against Western Carolina on Apr. 19; he allowed one hit and no walks while striking out four...pitched 1.1 scoreless and hitless innings in relief with three strikeouts at #6 Baylor in the Waco Super Regional on Jun. 12...played for Wilmington in the Coastal Plain League in the summer, where he was 0-2 with a 3.00 ERA in 6.0 innings pitched (four relief appearances)...won the Omaha Challenge competition among pitchers in the fall of 2004.

BEFORE CLEMSON: Lettered four times in baseball at Beaufort High School, where he was coached by Bryant Kitty...AAAA all-state pick as a senior...team MVP as a junior and senior...Louisville Slugger All-American as a senior...Beaufort Gazette Player-of-the-Year as a junior and senior...member of the 2004 Perfect Games national championship team in 2004...averaged over two strikeouts per inning as a senior.

PERSONAL: Distant relative of former Major League pitcher Mark Fidrych...three-time member of the ACC Academic Honor Roll...graduated in December, 2007 with an accounting degree...born Christopher Michael Fidrych on Sept. 8, 1985 in Corpus Christi, TX.

Fidrych's Career Stats

Year	ERA	W-L	G-GS	SV	IP	H	R	ER	BB	SO
2005	4.50	0-0	10-0	0	14.0	13	7	7	6	13
2007	3.38	0-0	10-0	0	5.1	3	2	2	2	3
Total	4.19	0-0	20-0	0	19.1	16	9	9	8	16



#4 Taylor Harbin

2B/SS • R-R • 5-9 • 180 • 3VL
Travelers Rest, SC • Travelers Rest HS

Stood only 5'9", but had good power and outstanding hand-eye coordination...very consistent with the glove and turned a quick double play...a career .320 hitter with 67 doubles, seven triples, 30 homers, 172 RBIs, and 31 steals in 194 games (193 starts) in three seasons...his 67 doubles were fourth-most in Tiger history...had 17 career sacrifice bunts...struck out 66 times in 781 at-bats, or once every 11.83 at-bats, the ninth-best mark in Tiger history...committed only 31 errors and had a .968 fielding percentage.

2007: Drafted in the eighth round (#253 overall pick) by the Arizona Diamondbacks and signed in June...team co-captain...Second-Team All-ACC selection...won the Tiger Baseball Award, given to Clemson's best leader...hit .296 with 42 runs scored, 19 doubles, a triple, 11 homers, 62 RBIs, and 14 steals in 64 games (63 starts, including 57 at shortstop and six at second base)...seventh in the ACC in RBIs per game...led the team in doubles, RBIs, sacrifice flies (6), and steals...had six sacrifice bunts...struck out only 20 times in 253 at-bats...started the season at second base, but moved to shortstop after Stan Widmann was lost for the season in late February...had a .949 fielding percentage, including a .952 mark at shortstop...had 22 multi-hit games and a team-best 18 multi-RBI games...named to the Myrtle Beach Regional All-Tournament team after going 7-for-14 (.500) with four runs scored, a homer, and four RBIs in three games...ESPN The Magazine Second-Team Academic All-District III pick...hit the game-winning, two-run homer in the seventh inning against Winthrop on Feb. 28...went 3-for-5 with three RBIs against #5 South Carolina on Apr. 25...went 2-for-4 with two homers and three RBIs in the first game of a doubleheader against Boston College on May 6...tied the score in the ninth inning with a two-run double at #2 Florida State on May 12...went 3-for-4 with a double and six RBIs against College of Charleston on May 15...went 3-for-5 with a homer, three runs scored, four RBIs, and a steal at #10 Coastal Carolina in the Myrtle Beach Regional on Jun. 4.

2006: All-ACC Academic team member...hit .319 with 20 doubles, two triples, nine homers, and 47 RBIs in 64 games (all starts, including 62 at second base and two at

shortstop)...tied for third in the ACC in doubles...was 13-14 on steals...hit .377 (46-for-122) with 14 walks in the last 33 games...only struck out 21 times in 254 at-bats...committed just six errors in 329 chances and had a .982 fielding percentage...had 24 multi-hit games and 11 multi-RBI games...had nine bunt singles...one of 120 players on the Brooks Wallace Award Watch List...named to the All-ACC Tournament team after going 8-for-21 (.381) with six runs scored, four doubles, a triple, homer, four RBIs, four walks, and a steal in five games; the four doubles tied Clemson's ACC Tournament record...named the Clemson Regional MVP along with earning All-Tournament honors after going 5-for-9 with a double, two homers, seven RBIs, and four steals in three games...in 13 postseason starts, he was 17-for-47 (.362) with six doubles, a triple, five homers, an .851 slugging percentage, eight walks, two hit-by-pitches, a .466 on-base percentage, 16 RBIs, and six steals in six attempts along with no errors in 57 chances in the field...did not commit an error in the last 17 games (78 chances)...went 2-for-4 with two homers and four RBIs against Elon in the Clemson Regional on Jun. 3; he and Andy D'Alessio became the first pair of Tigers in recorded history to hit back-to-back homers twice in one game...went 2-for-3 with a homer and four RBIs against #14 Oral Roberts in the Clemson Super Regional on Jun. 10...played for Falmouth in the Cape Cod League in the summer, where he hit .275 with six doubles, three homers, and 14 RBIs in 34 games.

2005: One of the most-heralded freshmen in Clemson history...second-team All-American by Collegiate Baseball, becoming the first Tiger freshman to be named to an All-America first, second, or third team in history...first-team freshman All-American by Baseball America and freshman All-American by Collegiate Baseball...First-Team All-ACC selection, the first Clemson freshman named to the first team since 1997 (Ryan Mottl) and the first freshman position player since 1991 (Billy McMillon)...first-team All-ACC by SEBaseball.com...second-team All-Atlantic Region by ABCA...hit .343 with 64 runs scored, 94 hits, 28 doubles, four triples, 10 homers, and 63 RBIs in 66 starts, all at second base...led the team in runs scored, hits, doubles, and triples...his 28 doubles were the most by a Tiger freshman in history and the third-most in school history among all classes...the 28 doubles were the most in the ACC and second-most in the nation...had 42 extra-base hits, seventh-most in Clemson history and most by a freshman in school history...had a 12-game hitting streak in May...only struck out 25 times in 274 at-bats...had eight sacrifice bunts...had a .974 fielding percentage, committing just nine errors in 340 chances...hit a team-best .391 with 14 doubles, six homers, and 30 RBIs in 30 ACC regular-season games...hit .396 with runners in scoring position...had a team-high 29 multi-hit games and 14 multi-RBI games...went 2-for-5 with two runs scored and his first career homer at #4 South Carolina on Mar. 13...went 2-for-5 with a three-run homer and five RBIs against #4 South Carolina on Apr. 13...went 5-for-5 with three homers, a triple, eight RBIs, and five runs scored at N.C. State on Apr. 23; he hit two three-run homers and a solo shot, as they came on three-straight pitches; he became the 11th Tiger in history to hit three homers in a game; his 16 total bases broke the Clemson record of 15 that lasted for nearly 43 years; named ACC Player-of-the-Week thanks in part to that performance...had two hits, including a walkoff, two-run single with two outs in the ninth inning in Clemson's 6-5 win against #6 Georgia Tech on Apr. 30...hit a school-record-tying three doubles against #4 Miami (FL) on May 21...invited to the USA National Team trials in June.

BEFORE CLEMSON: Lettered five times in baseball at Travelers Rest High School, where he was coached by Brian McKittrick...set the state record for career homers (52)..."Mr. Baseball" in South Carolina as a senior...all-state selection as a freshman, sophomore, junior, and senior.

PERSONAL: Three-time member of the ACC Academic Honor Roll...majoring in sport management...born Taylor Kent Harbin on Feb. 13, 1986 in Greenville, SC.

Harbin's Career Stats

Year	AVG	G-GS	AB	R	H	2B	3B	HR	RBI	OB%	SB
2005	.343	66-66	274	64	94	28	4	10	63	.369	4-7
2006	.319	64-64	254	54	81	20	2	9	47	.361	13-14
2007	.296	64-63	253	42	75	19	1	11	62	.343	14-18
Total	.320	194-193	781	160	250	67	7	30	172	.358	31-39



#47 David Kopp

RHP • R-R • 6-3 • 205 • 3VL
Margate, FL • Coral Springs HS

Talented right-hander who was used as both a long reliever and spot starter each of his first two seasons, but was used as a weekend starter in 2007...changed speeds well thanks to a good changeup...had a 16-8 record

and 4.18 ERA in 60 career appearances (32 starts)...in 228.1 innings pitched, he allowed 233 hits (.268 opponents' batting average) and 76 walks with 167 strikeouts.

2007: Drafted in the second round (#71 overall pick) by the Saint Louis Cardinals and signed in June...first-team All-American by Jewish Sports Report...had a 6-3 record and 3.79 ERA in 18 starts (99.2 innings pitched)...tied for first in the ACC in starts...led the team in starts and innings pitched, and he had the only complete game by a Tiger...only Tiger to start every game he appeared in on the mound...allowed 29 walks with 75 strikeouts...had a 3-0 record and 3.54 ERA in nine ACC regular-season starts...threw 148 groundball outs compared to just 58 flyball outs...pitched at least 5.0 innings in 16 of his 18 starts...had a 2.92 ERA in 49.1 innings pitched at home...did not allow an earned run in 10.0 innings pitched in February...named to the All-ACC Tournament team as one of only two pitchers after pitching a complete game against #3 Florida State...pitched 5.0 innings in a starting role, allowing no earned runs with six strikeouts to pick up the win in the second game of a doubleheader against Pacific on Feb. 24...pitched 7.0 innings in a starting role, allowing six hits, no runs, and no walks with five strikeouts to earn the win at Maryland on Mar. 25; it was Jack Leggett's 1,000th career win...pitched 7.0 innings in a starting role, allowing two hits, no runs, and two walks with five strikeouts against #6 Virginia on Apr. 21...pitched a complete game to earn the win against #3 Florida State in the ACC Tournament on May 26; he allowed just six hits, one unearned run, and no walks with seven strikeouts in his first career complete game against the nation's best hitting team; he was a reason Florida State's Bryan Henry, the national leader in wins entering the tourney, suffered his first loss of the season in 15 decisions.

2006: All-ACC Academic team member...had a 6-2 record and 4.32 ERA in 20 appearances (seven starts)...in 58.1 innings pitched, he allowed 59 hits and 21 walks with 46 strikeouts...earned the victory in relief in both the Clemson Regional and Clemson Super Regional championship-clinching wins...had a team-best 1.23 ERA and .222 opponents' batting average in seven ACC regular-season appearances (22.0 innings pitched)...pitched 6.1 innings in relief, allowing two hits, no runs, and two walks with eight strikeouts in the first game of a doubleheader at Boston College on Apr. 22...pitched 1.1 innings in relief to earn the win against Mississippi State in the Clemson Regional on Jun. 4...pitched the final 2.2 innings, allowing one hit, no runs, and no walks to earn the win against #14 Oral Roberts in the Clemson Super Regional on Jun. 10...played for Falmouth in the Cape Cod League in the summer, where he had a 2.31 ERA in 35.0 innings pitched over nine appearances (six starts).

2005: Had a 4-3 record and 4.61 ERA along with a save in 22 appearances (seven starts)...allowed 66 hits and 26 walks with 46 strikeouts in 70.1 innings pitched...in his first career start on the road, he earned the win at Old Dominion on Mar. 22 by pitching 7.0 innings, allowing just two hits, no runs, and one walk with two strikeouts...earned his first career save by pitching 2.0 perfect innings against #4 Miami (FL) on May 21.

BEFORE CLEMSON: Lettered four times in baseball at Coral Springs High School, where he was coached by Frank Bumbales...First-Team Sun-Sentinel and Miami Herald All-County selection.

PERSONAL: Two-time member of the ACC Academic Honor Roll...majoring in sport management...born David Justin Kopp on Oct. 22, 1985 in Coral Springs, FL.

Kopp's Career Stats

Year	ERA	W-L	G-GS	SV	IP	H	R	ER	BB	SO
2005	4.61	4-3	22-7	1	70.1	66	43	36	26	46
2006	4.32	6-2	20-7	0	58.1	59	33	28	21	46
2007	3.79	6-3	18-18	0	99.2	108	55	42	29	75
Total	4.18	16-8	60-32	1	228.1	233	131	106	76	167



#41 Daniel Moskos
LHP • R-L • 6-1 • 200 • 3VL
Alta Loma, CA • Damien HS

Hard-throwing lefthander who stepped up to become the team's closer in 2006, but moved into the weekend rotation midway through 2007...played for Team USA in the summer of 2006...had a 10-13 record,

3.25 ERA, and 16 saves in 81 appearances (10 starts) over three seasons...the 16 saves tied for fourth-most, his 81 appearances were fifth-most, and his 71 relief appearances were tied for sixth-most in Clemson history...had 147 strikeouts in 149.2 innings pitched...finished the game in each of his last 42 relief appearances.

2007: Drafted in the first round (#4 overall pick) by the Pittsburgh Pirates and signed in July; it tied for the second-highest selection in Clemson history...one of 50 semifinalists for the Golden Spikes Award...Second-Team All-ACC selection...All-ACC Academic team member...won the Stowe Award, given to the team's most valuable pitcher...had a 3-6 record, 3.29 ERA, and six saves in 27 appearances (10 starts)...in 79.1 innings pitched, he allowed 80 hits and 33 walks with 78 strikeouts...ninth in the ACC in ERA...had a team-best 2.49 ERA out of the bullpen...had a 2.00 ERA and .213 opponents' batting average in 36.0 innings pitched at home...one of 106 pitchers on the Roger Clemens Award Watch List...made his first career start at Virginia Tech on Apr. 6; he allowed six hits, one run, and no walks with four strikeouts in 4.0 innings pitched...pitched 6.1 innings in a starting role, allowing five hits, no runs, and two walks with eight strikeouts against #19 Georgia Tech on Apr. 27.

2006: Had a 5-5 record, 2.52 ERA, and 10 saves in a team-high 33 relief appearances (53.2 innings pitched)...his 10 saves tied for third-most in a season in Clemson history...tied for fifth in the ACC in saves...his 33 appearances and 33 relief appearances both tied for most in a season in school history...allowed just 44 hits, 21 walks, and one homer with 54 strikeouts...finished the game in each of his last 25 appearances...named to the Roger Clemens Award Watch List...received the Bob Bradley Award for being the MVP of the four-game series against South Carolina; in two relief outings against the Gamecocks, he had a 1-0 record, as he allowed two hits and one run in 8.0 innings pitched...earned his first career save by pitching a scoreless and hitless inning against Elon on March 22...earned the win in relief at #1 South Carolina on Apr. 5; he allowed no hits and no runs in the final 3.1 innings, as he faced the minimum 10 batters...pitched 2.0 scoreless innings of one-hit ball with two strikeouts to pick up the save at #10 Georgia Tech on Apr. 14...pitched 2.2 innings, allowing no hits, no runs, and no walks with three strikeouts to pick up the save against Mississippi State in the Clemson Regional on Jun. 4...earned the win in 2.0 innings pitched in relief against #14 Oral Roberts in the Clemson Super Regional on Jun. 9; he struck out three and did not walk a batter...pitched a perfect ninth inning with a strikeout against #4 Georgia Tech in the College World Series on Jun. 16...one of 22 players selected to play for the USA National Team in the summer; he was the team's closer and led Team USA to the gold medal at the World Championships in Cuba; he had an 0.86 ERA with six saves in 21.0 innings pitched over 18 relief appearances, and he allowed just eight hits and four walks with 35 strikeouts.

2005: Had a 2-2 record and 5.40 ERA in 21 relief appearances (16.2 innings pitched)...had 15 strikeouts...pitched 2.0 hitless and scoreless innings in relief with four strikeouts against Duke on Apr. 8...retired the only batter he faced and earned the victory against North Carolina A&T in the Clemson Regional on Jun. 3...played for Cotuit in the Cape Cod League in the summer, where he was 3-4 with a 3.82 ERA in 33.0 innings pitched (15 appearances).

BEFORE CLEMSON: Lettered twice in baseball at Damien High School, where he was coached by Rob Verdi...had a 1.70 ERA, 95 strikeouts, and a .200 opponents' batting average in 65.0 innings pitched during his senior season.

PERSONAL: Two-time member of the ACC Academic Honor Roll...majoring in health science...born Daniel Ross Moskos on Apr. 28, 1986 in Greenville, SC.

Moskos' Career Stats

Year	ERA	W-L	G-GS	SV	IP	H	R	ER	BB	SO
2005	5.40	2-2	21-0	0	16.2	24	12	10	13	15
2006	2.52	5-5	31-0	10	53.2	44	18	15	21	54
2007	3.29	3-6	27-10	6	79.1	80	33	29	33	78
Total	3.25	10-13	81-10	16	149.2	148	63	54	67	147



#35 Marquez Smith
INF • R-R • 5-10 • 210 • 2VL
Ocala, FL • Daytona Beach CC

Starter at third base during most of his two seasons...a career .315 hitter with 107 runs scored, 33 doubles, three triples, 23 homers, 104 RBIs, and 11 steals in 130 games (127 starts)...four-time draft pick.

2007: Drafted in the eighth round (#247 overall pick) by the Chicago Cubs and signed in June...First-Team All-ACC selection...second-team All-ACC pick according to SEBaseball.com...hit .336 with 54 runs scored, 13 doubles, 13 homers, 56 RBIs, and a .418 on-base percentage in 64 starts...sixth in the ACC in homers per game, ninth in slugging percentage, and 10th in total bases per game...led the team in runs scored and hits (84)...only Tiger to start every game...hit .392 with runners in scoring position...had a team-high 26 two-out RBIs...had a team-high 26 multi-hit games and 14 multi-RBI games...named to the Myrtle Beach Regional All-Tournament team after going 5-for-12 (.417) with six runs scored, two homers, and six RBIs in three games...was 9-for-19 (.474) with nine runs scored, two homers, and six RBIs in five NCAA Tournament games...hit a team-best .469 in eight postseason games...went 3-for-4 with two homers, a double, and team-tying-season-high six RBIs in the second game of a doubleheader against Boston College on May 6; his seventh-inning grand slam with two outs gave Clemson a 7-6 lead, the eventual final score; he had a team-tying-season-high 10 total bases; he was 6-for-11 (.545) with two doubles, three homers, and eight RBIs in the series, and he was named ACC Player-of-the-Week for those three games...went 2-for-4 with an RBI against #3 Florida State in the ACC Tournament on May 26; he had two hits in each tourney game and went 6-for-13 (.462) with two steals in all...went 4-for-6 with a homer, a team-tying-season-high four runs scored, and three RBIs at #10 Coastal Carolina in the Myrtle Beach Regional on Jun. 4.

2006: Drafted in the 35th round (#1049 overall pick) by the Chicago Cubs...hit .291 with 20 doubles, a triple, 10 homers, and 48 RBIs in 66 games (63 starts)...tied for third in the ACC in doubles...had a .951 fielding percentage, as he committed just five errors in 102 chances...had 23 two-out RBIs...had 16 multi-hit games and 14 multi-RBI games...named to the All-ACC Tournament team after going 6-for-21 (.286) with a double, five RBIs, and five walks in five games...named to the Clemson Regional All-Tournament team after going 4-for-12 with a double and triple in three games...hit a two-out, two-run single in the seventh inning to give Clemson the lead for good against #9 South Carolina on Mar. 5...hit two solo homers against Wofford on Apr. 26...hit two homers with five RBIs against Virginia Tech on Apr. 29; it was his second two-homer game of the week...named one of five national players-of-the-week by Collegiate Baseball and Co-ACC Player-of-the-Week after hitting four homers with seven RBIs in four games from Apr. 26-30...went 3-for-3 with three doubles, three runs scored, and three RBIs against #13 Florida State on May 12; he tied the single-game Tiger record with three doubles and reached base in all five plate appearances...went 2-for-4 with a three-run homer and four RBIs against #13 Florida State on May 14...hit a two-run double with a steal against #4 Georgia Tech in the College World Series on Jun. 16.

BEFORE CLEMSON: Played for Daytona in the Florida Collegiate Summer League in 2005, where he hit .284 in 116 at-bats; also named to the All-Star team...played in the Florida Junior College All-Star game in 2005 after playing the year at Daytona Beach Community College...conference player-of-the-year and first-team all-state selection in 2005...played for the conference champions in 2005 at Daytona Beach Community College, where he was coached by Tim Touma...drafted in the 46th round (#1368 overall pick) by the Los Angeles Angels in 2004...drafted in the 36th round

(#1078 overall pick) by the Minnesota Twins in 2003 out of high school...lettered three times in baseball at Forest High School, where he was coached by Wayne Yancey.

PERSONAL: Majoring in psychology...born Marquez Jamal Smith on Mar. 20, 1985 in Panama City, FL.

Smith's Career Stats

Year	AVG	G-GS	AB	R	H	2B	3B	HR	RBI	OB%	SB
2006	.291	66-63	223	53	65	20	1	10	48	.396	5-5
2007	.336	64-64	250	54	84	13	2	13	56	.418	6-10
Total	.315	130-127	473	107	149	33	3	23	104	.408	11-15



#31 P.J. Zocchi
RHP • R-R • 5-11 • 210 • 3VL
Bronx, NY • Iona Prep School

Used as both a starter and reliever throughout his career...had an 11-2 record, 3.96 ERA, and two saves in 42 appearances (19 starts) over four seasons...in 138.2 innings pitched, he allowed 145 hits (.273 opponents' batting average) and 60 walks with 132 strikeouts.

2007: Drafted in the 36th round (#1092 overall pick) by the Cleveland Indians and signed in August...team co-captain...had a 4-2 record, 5.09 ERA, and one save in 17 appearances (nine starts)...in 58.1 innings pitched, he allowed 67 hits and 26 walks with 56 strikeouts...in 12.0 innings pitched against top-25 ranked teams, he allowed just 11 hits and one earned run (0.75 ERA)...pitched 6.0 innings in a starting role, allowing one hit, no runs, and no walks with six strikeouts to earn the win against George Mason on Feb. 16...pitched 7.0 innings in a starting role, allowing three hits, no runs, and three walks with eight strikeouts to earn the win against Duke on Mar. 16...played for Harwich in the Cape Cod League in the summer, where he had a 1-1 record and 6.35 ERA in five appearances (one start).

2006: Had a 6-0 record, 2.81 ERA, and one save in 18 appearances (seven starts)...in 67.1 innings pitched, he allowed 65 hits and 26 walks with 66 strikeouts...allowed just one steal in five attempts...in his last eight appearances, which included three starts, he had a 3-0 record with a save and 1.24 ERA in 36.1 innings pitched...in his first career start on the road, he pitched 6.0 innings to earn the win at College of Charleston on Mar. 3; he allowed five hits and no runs with four strikeouts...pitched 8.2 scoreless innings in a starting role, allowing five hits and one walk with eight strikeouts to earn the win against #21 College of Charleston on May 16...struck out the only batter he faced to pick up his first career save against #25 N.C. State in the ACC Tournament on May 28...played for Harwich in the Cape Cod League in the summer, where he was 0-2 with a 2.87 ERA in 37.2 innings pitched over seven appearances (six starts).

2005: Had a 1-0 record and 5.14 ERA in four appearances (two starts)...had a .231 opponents' batting average in 7.0 innings pitched...played for Keene in the NECBL in the summer, where he was 3-2 with a 3.35 ERA in 43.0 innings pitched (eight starts).

2004: Made two relief appearances and one start before his season came to an end with an arm injury against Gardner-Webb on Mar. 3...in 6.0 innings pitched over three appearances, he allowed seven hits, three runs, and two walks with seven strikeouts...pitched 3.0 scoreless innings in relief, allowing one hit and no walks with five strikeouts against Georgia Southern at Greenville, NC on Feb. 29.

BEFORE CLEMSON: Had a 25-0 career record and 0.63 ERA at Iona Prep School...named the **New York NewsDay** Athlete/Player-of-the-Year as a senior...First-Team New York City and First-Team Westchester selection as a senior...led Iona Prep School to a 28-2 record as a senior...lettered four times in baseball...coached by Fred Gallo.

PERSONAL: Two-time member of the ACC Academic Honor Roll...majoring in financial management...born Peter James Zocchi on Jun. 19, 1985 in Bronx, NY.

Zocchi's Career Stats

Year	ERA	W-L	G-GS	SV	IP	H	R	ER	BB	SO
2004	4.50	0-0	3-1	0	6.0	7	3	3	2	7
2005	5.14	1-0	4-2	0	7.0	6	4	4	6	3
2006	2.81	6-0	18-7	1	67.1	65	25	21	26	66
2007	5.09	4-2	17-9	1	58.1	67	36	33	26	56
Total	3.96	11-2	42-19	2	138.2	145	68	61	60	132



PLAY WITH IT. OR AGAINST IT.



EASTON®

OFFICIAL SPONSOR OF CHAMPIONSHIP BASEBALL

eastonsports.com

Tillman Hall



Thomas Green Clemson believed that South Carolina needed an institution of higher education dedicated to science and agriculture. With his belief came the foundation that was laid for Clemson Agricultural College. On April 6, 1888, Thomas Clemson died, leaving most of his estate to the state of South Carolina with the purpose of establishing a college that would teach scientific agriculture and the mechanical arts to the young people of South Carolina.

The college formally opened its doors in 1893 with an enrollment of 446 students. As an all-male military school, the college quickly became recognized across the nation as an important part of the national system of state universities and land-grant colleges. In 1955, Clemson became a civilian co-educational college. As the school expanded its academic offerings and research pursuits, the state legislature renamed it Clemson University in 1964.

Today, the University is much more than Thomas Clemson could have ever envisioned. The campus is located on 1,400 acres of beautiful rolling hills on what once was the plantation of former U.S. Vice-President John C. Calhoun. Landmarks such as Fort Hill, the former home of the Clemsons and the Calhouns, Tillman Hall with its clocktower and Carillon Garden, the statue of Thomas Green Clemson, and the outdoor amphitheater all help retain the air of tradition.

The Clemson Education

- **U.S. News & World Report** ranked Clemson the leading national university in South Carolina and #27 among the nation's top public universities. The university's goal is to be one of the top-20 public universities in the nation. Clemson has improved 47 spots since 1997.
- Clemson features a diverse curriculum...there are 74 undergraduate degree programs and 111 graduate degree programs.
- In 2006, Clemson was selected for a chapter of Phi Beta Kappa, the nation's most prestigious honor society.
- Clemson's five different colleges include Agriculture, Forestry, & Life Sciences; Architecture, Arts,

General Information

Founded:	1889
Total Enrollment (2006-07):	17,309
Undergraduate Enrollment (2006-07):	14,096
Graduate Enrollment (2006-07):	3,213
Freshman Class Enrollment (2006-07):	2,813
Average SAT of 2006-07 Freshmen:	1,225
Freshmen in Top-10 Percent of Class:	47%
Freshman-Year Retention Rate:	88%
Degrees Awarded in 2006:	3,941
Undergraduate Degree Programs:	74
Graduate School Degree Programs:	111
Faculty Members:	1,178

& Humanities; Business & Behavioral Science; Engineering & Science; and Health, Education, & Human Development.

- The Calhoun Honors College strives to enrich the educational experience of highly-motivated, academically-talented students by providing opportunities for scholarship and research not ordinarily available to undergraduates. Established in 1962, Calhoun College is the oldest honors program in South Carolina.
- **Kiplinger's Magazine** ranks Clemson University #33 among public institutions in its roundup of institutions providing a top-quality education at reasonable prices.
- Four graduate programs within the College of Engineering & Science are among the nation's top 50 according to the 2007 edition of **U.S. News & World Report** guide to graduate programs. That includes a #20 national ranking for the environmental science program. Civil engineering's undergraduate program is also ranked in the top 20.
- Clemson's six-year graduation rate is 75 percent, 20 points higher than the national average for public universities.
- The Program for Educational Enrichment and Retention (PEER) helped bring Clemson's graduation rate of African-American engineering students to the highest in the nation among predominantly non-historically black schools.
- Clemson's College of Engineering and Science grants more than two-thirds of all engineering de-

grees in South Carolina and enrolls nearly 75 percent of the state's engineering students.

- Clemson alumni include two recently named United States Ambassadors. David Wilkins, a former All-ACC tennis player, was named U.S. Ambassador to Canada in the summer of 2005. Kristie Anne Kenney was recently named U.S. Ambassador to the Republic of Ecuador.
- In the fall of 2001, Clemson was added to General Electric's list of Executive Schools, of which there are less than 40, from which the company draws candidates for high potential engineering jobs and other key positions.
- Clemson was named the #1 place to work in academia in 2006 by **The Scientist**.
- Clemson's Center for Advanced Engineering Fibers & Films was designated a national engineering research center by the National Science Foundation, one of only 20 in the nation.
- In a poll of leading architecture firms and the editors of **Design Intelligence**, Clemson's School of Architecture ranked #2 in the south and #20 in the nation.
- **Design Intelligence** ranked Clemson's graduate architecture program #13 among professional graduate schools and the fifth-best public school for architecture in the country.
- The **Unofficial, Unbiased, Insider's Guide** to the 328 Most Interesting Colleges cited Clemson as a top school in career preparation.

The Clemson Experience

- Whether it's walking to the Hendrix Student Center to have a milkshake, or taking a stroll through the State's Botanical Gardens, or even taking part in a pickup basketball game at Fike Recreation Center, there are plenty of activities for Clemson students when they are not in the classroom.
- Clemson has more than 270 student organizations active on campus, including 21 social fraternities and 10 social sororities. There are organizations related to every course of study, groups such as the Accounting Club and the American Institute of Architects. For students who enjoy writing or photography, **The Tiger**, the campus newspaper, **TAPS**, the university yearbook, and **The Chronicle**, the student variety magazine, are available.
- Located in the University Union are the offices of the student government. Student government gives students the opportunity to influence campus policy.
- Fike Recreation Center, which just completed a renovation and expansion project, has a host of opportunities for students to let off steam through physical activity. Inside Fike is an eight-lane swimming pool, a diving tank, two gyms used for basketball and other activities, various weightlifting facilities, and room for aerobics. Outside Fike are several spacious fields used for the extensive intramural program and for student enjoyment. There are indoor and lighted outdoor tennis courts across the street at the Hoke Sloan Tennis Center.

The Clemson Facilities

- Opened in January of 2000, the Hendrix Student Center is a 108,000 square-foot facility in the heart of Clemson's campus that contains a convenience store, food court, movie theater, and cell phone store. The center has 15,000 square feet of meet-



Clemson is ranked #27 in the nation among public universities by U.S. News & World Report.



The Clemson campus is one of the most picturesque in the Southeast.

ing rooms and a 2,600-square-foot student lounge. It is also the home of the Office of Career Services and Placement, The Gantt Intercultural Center, student bookstore, and student media.

- The main university library, Robert Muldrow Cooper Library, is situated in the center of campus. The library has become one of the national leaders in automated information retrieval. Its bibliographic records are accessible from anywhere in the world, easing the task of finding information in its collections, which total more than 1.7 million items. Numerous periodical indexes are housed online and available for automated searching. The collections are particularly strong in agriculture, natural and physical sciences, economics, and technology. Of special interest are the James F. Byrnes and Edgar A. Brown Rooms, which have the collections of papers of these statesmen.
- Clemson has seen rapid progress in research and economic development, more than doubling external support since 2001. Clemson's Center for Advanced Engineering Fibers & Films was designated a national engineering research center by the National Science Foundation. In recent years, Clemson research has generated 10 spin-off companies and created more than 100 jobs. The Clemson University International Center for Automotive Research (CU-ICAR), a 250-acre research campus devoted to automotive and motorsports research in Greenville, SC, has generated more than \$200 million in public and private support. The university is investing more than \$80 million to help build an advanced materials economic cluster at the Clemson Research Park, anchored by a 100,000-square-foot laboratory that includes one of the nation's most sophisticated electron microscope facilities. Clemson has announced plans to develop a research center in North Charleston, SC devoted to restoration research and education, as well as partnerships with Greenville Hospital System and the Greenwood (SC) Genetic Center, aimed at supporting the state's biomedical industries.
- All students are assigned a user identification code when they enroll, which allows them to use the various mainframe applications, such as electronic mail, job placement service, library card catalog

and information databases, and housing and course registration.

- The \$12.5-million Robert Howell Brooks Center for the Performing Arts opened in 1994. The facility brings an exciting array of fine arts productions to the University, while working to make the arts accessible to a new and larger audience.
- The Michelin Career Center can help with planning and finding summer and full-time employment. The office assists in career counseling and planning, searching for a job, preparing

resumes, and developing job interview strategies. Resources include staff expertise, books, videotapes, and literature provided by companies and agencies. Clemson has developed one of the best automated placement systems in the country, allowing students to research employers and sign up for interviews from any mainframe computer terminal on campus.

The Clemson Faculty

- Clemson's student-to-faculty ratio of 15-to-1 gives the faculty the opportunity to interact with many of the students on a one-on-one basis. Critical thinking, problem solving, creative learning, and self-development are just a few of the characteristics emphasized in the classroom.
- The Clemson faculty includes 33 Fulbright Scholars along with 59 endowed chairs, named professorships, and alumni professorships.



Clemson University students enjoy a rural setting and plenty of outdoor activities.

Famous Alumni

- **Rudolph Anderson, Jr.** - Only casualty of the Cuban Missile Crisis when his U-2 spy plane was shot down
- **David Beasley** - South Carolina governor (1995-99)
- **Robert H. Brooks** - Founder of Naturally Fresh Foods and president of Hooters of America
- **Aaron Buerge** - "The Bachelor" for season #2
- **James F. Byrnes** - U.S. Secretary of State (1945-47)
- **Richard C. Davis** - Founder of Trademark Properties
- **Jimmie Dyess** - U.S. Marine Corps soldier and Medal of Honor recipient after being killed in World War II
- **Harvey Gantt** - Charlotte (NC) mayor (1983-87) and first African-American graduate of Clemson University
- **Fiona Hutchinson** - "One Life to Live" actress
- **Chris Luca** - Winner of "Amazing Race 2"
- **Joseph Blake Mundy** - Political activist
- **Nancy O'Dell** - Miss South Carolina (1987) and host of "Access Hollywood"
- **Gary Parsons** - President and CEO of XM Satellite Radio
- **Bob Peeler** - South Carolina lieutenant governor (1995-03)
- **Jane Robelot** - News anchor
- **George H. Ross** - Executive vice president of the Trump Organization and one of two advisors on "The Apprentice"
- **Strom Thurmond** - U.S. Senator (1954-03)
- **James Michael Tyler** - Gunter on "Friends"
- **Shawn Weatherly** - Miss Universe (1980)
- **David H. Wilkins** - U.S. Ambassador to Canada (2005-08)

- Over 500 institutions of higher learning that promote excellence in teaching, research, and scholarship are represented among Clemson's faculty.
- Over 85 percent of Clemson's faculty hold doctoral degrees, the highest degree in their field, and many have achieved special academic recognition. Many have been honored by colleagues and students as master teachers for their excellence in the classroom and by Outstanding Educators of America.
- Sixteen faculty members currently hold National Science Foundation career awards.

The Clemson Student

- In 2000, **Time Magazine** ranked Clemson its "Public College-of-the-Year."
- **The Princeton Review** ranked Clemson students as the fourth "Happiest Student Body" in the nation in 2007.
- Clemson's total enrollment of 17,309 represents 50 states, along with the District of Columbia and Puerto Rico, and 84 foreign countries.
- Clemson features a competitive student body, and thus a degree that has meaning. The 2006-07 entering freshman class achieved an average SAT score of 1225. It is one of the highest scores ever attained by Clemson's entering students, and again leads the state's public colleges and universities.
- Since 1993, honors students have accounted for more than 10 percent of the freshman class, and 47 percent of 2006-07 incoming freshmen graduated in the top-10 percent of their high school class.
- Clemson has a mentoring program to help students prepare and compete for Rhodes, Truman, Marshall, and Fulbright Scholarships.
- Over 450 employers interview Clemson students on campus each year through the University's Michelin Career Center.
- The Clemson family includes a mentoring and support network of over 80,000 alumni worldwide.



Campus Life



Clemson Tiger football players rub Howard's Rock and run down "the Hill" before each home game in what has been called "the most exciting 25 seconds in college football."

The Hendrix Center is a popular destination for all Clemson students. Inside, it houses the university's on-campus bookstore, various dining options, and the Michelin Career Center. It also serves as home to the school's student newspaper, The Tiger, and the TAPS yearbook staff.



The Walker Golf Course, which opened in 1995, is a great public course with spectacular views of Lake Hartwell.

Crowds of people congregate at Bowman Field on the Saturday of Clemson football Homecoming to see the various floats and displays.



President Barker congratulates every Clemson graduate at the commencement ceremonies.



The First Friday Parade, a Clemson tradition since 1974, is held the Friday before the first home football game to celebrate the kickoff of a new season.



The signs on the side of the highway as you enter Clemson say "Clemson: In Season Every Season." From the point of view of most Clemson graduates, the seasons this slogan speaks of are football, basketball, baseball, etc. But a drive through town in the middle of spring, when the azaleas and dogwoods are in full bloom, or a walk through campus in October, when the trees are blazing in the brilliant colors of autumn, will leave little doubt that Clemson is indeed in season, every season.

Nestled in the foothills of the Blue Ridge Mountains and caressed by the shores of the beautiful Lake Hartwell, Clemson is located in the northwestern corner of South Carolina, two hours northeast of Atlanta, GA and two hours southwest of Charlotte, NC. The town may not be one of the state's largest most days, but on many autumn Saturdays, it becomes one of the largest cities, as over 80,000 fans come from all directions to watch the Tigers play football; but the friendly residents of Clemson and the surrounding towns

welcome the visitors home each year with a true dose of southern hospitality.

Clemson is steeped in history. The University campus is located on what was Fort Hill Plantation, home of John C. Calhoun, one of the great statesmen of the 19th century, and his son-in-law, Thomas Green Clemson. The house, which was built in 1806, stands in the center of campus and is open to the public. Also on the Clemson campus is a 1716 Lowcountry French Huguenot home (Hanover House), which



was transported to Clemson in 1941. Just a mile or so down the road is the Pendleton Historic District, where several other antebellum homes are open to the public. The entire village of Pendleton is on the National Register of Historic Places.

The area boasts a great variety of restaurants, ranging from the downtown barbecue and hamburger spots, to the historic Liberty Hall Inn and Calhoun Corners. Any palate or budget can find something to his or her liking, as more than

50 eating establishments are located in the Clemson/Pendleton/Central area. The area adopts "Clemson Fever," as Tiger Paws are omnipresent on local billboards, entrances, and roadways.

The mild climate of the foothills lends itself to many outdoor activities throughout the year. Clemson has excellent and ample facilities for tennis, golf, fishing, swimming, hiking, whitewater rafting, and other pursuits.

And when one wants to leave the area, they do not have

far to go to find whatever they are looking for. Pro sports are only a couple of hours away in Atlanta and Charlotte. Clemson was the home of the NFL's Carolina Panthers for eight regular-season and two exhibition games in 1995.

For sun and fun, it is an easy interstate drive to the coast of South Carolina, to Hilton Head Island, Myrtle Beach, or even historic Charleston. And for those who enjoy cooler climates, the mountains of North Carolina are only an hour's drive away.



Vickery Hall



Rebecca Bowman
Associate Athletic Director,
Academic Services



Bobby Douglas
Director of Academic
Services, Baseball



Wayne Coffman
Athletic Academic Advisor



Lawson Clary
Athletic Academic Advisor

Since its inception in 1991, the five-faceted Student-Athlete Enrichment Programs have provided student-athletes a continued commitment to excellence. Our approach is to address the total student-athlete, and we are committed to coaching our student-athletes to success in the academic, personal growth, career, and community service arenas.

As an original member of the NCAA CHAMPS/Life Skills Program, we provide opportunities and services to address the changing needs and skills of student-athletes during college and after graduation. In fact, this program was selected for the Division I-AA Athletic Director's "Program of Excellence" Award, which is a lifetime award recognizing CHAMP/Life Skills excellence.

Clemson's commitment to provide its student-athletes with the best of facilities is evident in many ways. From the soaring upper decks of Memorial Stadium and the beautiful WestZone, to the "New Littlejohn Coliseum," to the state-of-the-art strength training facility, young men and women from all of Clemson's intercollegiate varsity sports have the best in facilities for both training and competition.

The Student-Athlete Enrichment Programs are housed in Vickery Hall, located in the center of campus. The \$3-million structure is as impressive aesthetically as other athletic facilities. It recently underwent \$300,000 in renovations to further assist our student-athletes in the classroom. But the importance of Vickery Hall to our student-athletes is not found in the structure itself, but in the many programs that the building houses.

Vickery Hall opened in the fall of 1991 and was the first facility in the country constructed solely to provide academic support to student-athletes. The

two-story, 27,000 square-foot building is open all day and into the evening hours to accommodate the student-athletes' extended schedules.

Our programs are dedicated to provide a holistic, educational experience by inspiring an environment of respect, integrity, and excellence. Through our services, we guide and encourage each individual to reach full potential as a student, as an athlete, and as a citizen.

The Student-Athlete Enrichment Programs focus on five primary areas to develop our student-athletes:

Academic Commitment

Clemson student-athletes compiled a 2.93 GPA for the 2007 spring semester, the highest on record, while 229 student-athletes were named to the academic honor roll (52 percent of the student-athlete population). Since Vickery Hall opened in 1991, the overall GPA of the Clemson athletic programs has risen from 2.33 to this past year's record 2.93.

"We are very proud of the performance of our student-athletes in the classroom," said Athletic Director Dr. Terry Don Phillips. "I want to compliment Becky Bowman and her staff. These results and our recently released APR data show that our coaches continue to make academics a priority."

Eight programs had a GPA of 3.0 or better, tied for the most in one semester in school history. The 229 student-athletes on the academic honor roll tied for the second-highest total in school history. Thirty-six of the academic honor roll (3.0 GPA or higher) selections were named to the President's List (4.0 GPA) and 116 were named to the Dean's List.

The Clemson baseball program had 11 players make the ACC Academic Honor Roll for the 2006-07 academic year. The Tigers also had two players (Brad Chalk, Taylor Harbin) who were named to the Academic All-District team by **ESPN The Magazine**.

Athletic Commitment

Clemson had another outstanding year on the fields of competition in 2006-07. The program finished #36 in the Director's Cup standings thanks to eight top-25 programs. The men's soccer, women's soccer, women's tennis, and baseball teams all reached the Final 16 of their respective NCAA Tournaments. Other top-25 finishes included men's tennis, men's indoor track & field, men's outdoor track & field, and men's golf.

Career Development Commitment

The Career Enhancement Program provides student-athletes an opportunity to develop and meet their career aspirations by participating in various seminars offered in Vickery Hall. We coordinate from the academic colleges, the Michelin Center, and through athletic contacts to provide student-athletes with job-searching skills and strategies, internships, practical experiences, and help in securing summer employment. They are designed to address specific career opportunities and provide related information about the student-athletes for each year.

One major aspect of the Career Enhancement Program is to focus on building a resumé and interviewing techniques. This segment of the program is designed to better prepare our student-athletes for full-time employment. Another aspect utilizes the resources available to the University, Alumni Cen-



Helen Bailey
Learning Specialist



Karen Countryman
Administrative Assistant



Maria Herbst
Learning Specialist



Priscilla Kanet
Tutor/Mentor Coordinator,
Athletic Academic Advisor



Leslie Moreland
Career Development,
Athletic Academic Advisor



Ginty Porter
CHAMPS/Life Skills
Coordinator,
Athletic Academic Advisor



Samantha Sweeney
Athletic Academic Advisor



Student-athletes receive a variety of services at Vickery Hall, including one-on-one tutoring.

ter, and athletic department. The staff works to establish a network of businesses, companies, and executives who will assist with providing internship and employment opportunities.

The Student-Athlete Enrichment Programs share a full-time position, so career advice is readily available in Vickery Hall. Unique to our program, the career counselor is a member of the Michelin Career Center and SAEP staff. This link between athletics and the Michelin Career Center provides student-athletes the most up-to-date information and resources in career development, and preparation for entrance into the job market upon graduation.

Personal Development Commitment

One of the most important programs in Vickery Hall that helps student-athletes reach their full po-

tential and engage successfully in their college experience is the Personal Growth & Development (PG&D) program. One key component of this program is a first-semester freshman class designed to assist student-athletes in making a successful transition into the university along with athletic life. All first-semester freshmen attend a semester-long series of workshops, targeting the transitional issues of time management, organizational strategies, health and wellness issues, athletic performance, diversity issues, career orientation, and service training.

Throughout the academic year, all student-athletes are required to attend four large-group programs, which focus on pertinent social, health, or athletic issues.

Service Commitment

Student-athletes volunteer their time throughout the academic year. Last academic year, over 419 Clemson student-athletes participated in community service activities that exceeded 3,600 hours of service with 131 different events and organizations.

Student-athletes plan and carry out major events. They join forces with other universities for

causes such as Hurricane Katrina relief and raising funds for cancer research.

In a commitment to Solid Orange, student-athletes volunteer their time in local elementary schools as part of America Reads, and they work to raise funds for Collins Children's Home and Calvary Children's Home. They also serve as mentors in the "Lunch Buddies" program at local elementary schools.

Our student-athletes believe that service to our community reflects our pride...our actions honor our University, traditions, teams, performance, people, and each other.



The state-of-the-art auditorium helps make Vickery Hall one of the best facilities of its kind in the country.

Academic Programs

College of Agriculture, Forestry, & Life Sciences

- Agricultural & Applied Economics (BS)
 - Agricultural Economics, Community & Economic Development
- Agricultural Education (BS)
- Agricultural Mechanization & Business (BS)
- Animal & Veterinary Sciences (BS)
 - Dairy Business, Equine Business, Food Animal Business, Poultry Business, Preveterinary Science
- Aquaculture, Fisheries, & Wildlife Biology (BS)
- Biochemistry (BS)
- Biological Sciences (BA,BS)
- Biosystems Engineering (BS)
- Environmental & Natural Resources (BS)
 - Conservation Biology, Natural Resource & Economic Policy, Natural Resources Management
- Food Science (BS)
 - Food Science & Technology, Nutrition & Dietetics
- Forest Resource Management (BS)
- Horticulture (BS)
- Microbiology (BS)
 - Molecular Biology
- Packaging Science (BS)
- Preprofessional Health Studies (non-degree)
 - Preallied Health, Premedicine, Preoccupational Therapy, Prepharmacy, Prephysical Therapy, Prephysician Assistant, Prerehabilitation Sciences, Preveterinary Medicine
- Turfgrass (BS)

College of Architecture, Arts, & Humanities

- Architecture (BA)
- Communication Studies (BA)
- Construction Science & Management (BS)
- English (BA)
- History (BA)
- Landscape Architecture (BLA)
- Language & International Trade (BA)

- Applied International Economics, International Trade, Textiles, Tourism
- Modern Languages (BA)
- Philosophy (BA)
- Production Studies in Performing Arts (BA)
 - Music, Theatre
- Visual Arts (BFA)

College of Business & Behavioral Sciences

- Accounting (BS)
- Economics (BA,BS)
- Financial Management (BS)
- Graphic Communications (BS)
- Industrial Management (BS)
- Management (BS)
- Marketing (BS)
- Political Science (BA,BS)
 - General Political Science, Political Economy, Public Administration, Public Policy
- Psychology (BA,BS)
- Sociology (BA,BS)

College of Engineering & Science

- Bioengineering (BS)
- Biosystems Engineering (BS)
 - Agricultural Engineering, Applied Biotechnology, Natural Resources & Environment
- Ceramic & Materials Engineering (BS)
- Chemical Engineering (BS)
- Civil Engineering (BS)
- Computer Engineering (BS)
- Electrical Engineering (BS)
- Engineering Graphics (BS)
- Environmental Engineering & Science (BS)
- Industrial Engineering (BS)
- Mechanical Engineering (BS)
- Chemistry (BA,BS)
- Computer Information Systems (BS)

- Computer Science (BA,BS)
- Geology (BA,BS)
 - Engineering Geology, Environmental Geology
- Mathematical Sciences (BA,BS)
 - Biology, Computer Science
- Physics (BA,BS)
 - Biophysics
- Polymer & Textile Chemistry (BS)
- Textile Management (BS)

College of Health, Education, & Human Development

- Agricultural Education (BS)
- Early Childhood Education (BA)
- Elementary Education (BA)
- Mathematics Teaching (BS)
- Science Teaching (BS)
 - Biological Sciences, Earth Sciences, Mathematics, Physical Sciences
- Secondary Education (BA)
 - English, History & Geography, Mathematics, Modern Languages, Political Science & Economics, Psychology & Sociology
- Special Education (BA)
- Technology & Human Resource Development (BS)
 - Customized Training & Development, Human Resource Development, Industrial Technology Education, Vocational-Technical Education
- Health Science (BS)
 - Health Information Systems, Health Promotion & Education, Health Systems Research, Preprofessional Health Studies
- Nursing (BS)
- Parks, Recreation, & Tourism Management (BS)
 - Community Leisure Services, Park & Protected Area Management, Professional Golf Management, Sport Management, Therapeutic Recreation, Travel & Tourism



C President James F. Barker



In addition to being a teacher and a leader, James F. Barker is an architect, an artist, and a builder of one of the nation's most-rapidly improving public universities - Clemson. Barker came to the office in 1999 with a clear vision and goal of

making Clemson one of the nation's top-20 public universities - an institution that draws outstanding faculty and students, provides an unmatched academic experience, and helps drive the state's economic development.

A 1970 Clemson graduate, Barker has said, "South Carolina needs a top-tier research university, and our students deserve to have access to a top-tier education without leaving their home state. Building Clemson's academic, research, and service programs to the level where we can compete with anyone will benefit our state, our students, and our alumni."

Clemson, already South Carolina's top-ranked national public university, is making strides toward that goal. During Barker's presidency, the university has:

- been recognized as **Time Magazine's** "Public College-of-the-Year" and ranked #1 among the "Best Places to Work in Academia" by **The Scientist**;
- been ranked among the nation's top-30 public universities by **U.S. News & World Report** and **Kiplinger's Magazine**;
- developed and implemented an academic "Road Map" with eight emphasis areas aligned with South Carolina's economic needs;
- launched major new education and research-based economic initiatives, including the Clemson University International Center for Automotive Research (CU-ICAR) in Greenville, the Center for Advanced Materials in Anderson County, and the Clemson University Restoration Institute in North Charleston;
- redesigned the general education curriculum to focus on learning outcomes and give undergraduates more opportunities for study abroad, service-learning, and research;
- developed an innovative undergraduate research program called "Creative Inquiry," which pairs small teams of students with a senior faculty member on multi-year voyages of discovery;
- continually set new records for applications at both the undergraduate and graduate levels;
- more than doubled external research funding and completed Clemson's largest capital campaign.

Working with state leaders and private industry partners, Barker has steered Clemson into a greater economic development role. The first technology neighborhood at the CU-ICAR campus near I-85 will be fully developed this year when construction of the Campbell Graduate Engineering Center is completed. Leading the academic programs are distinguished professors brought to the state to hold



President Jim Barker helps freshman students move in to dorms every August. He also still teaches an architecture course.

endowed chairs established under the South Carolina Research Centers of Excellence Act. Three of the four chairs devoted to automotive engineering - funded by financial support from BMW, Michelin, and Timken - have been filled.

Clemson is also investing more than \$80 million to support an advanced materials industry cluster. The linchpin is the Advanced Materials Research Laboratory, located at the Advanced Materials Center off of I-85 in Anderson County (formerly known as Clemson Research Park). The facility includes one of the nation's top optical materials and electron microscopy laboratories.

Earlier this year, Barker announced plans to invest more than \$225 million in campus infrastructure, technology, and facilities in the core campus over the next five years, focusing on academic and students needs - including a campus computer network upgrade, renovations to bioengineering facilities, a new home for the

Academic Success Center, and a life-sciences complex. Funding plans for additional facility upgrades are being developed, which will add to this initial project list.

He also is becoming a leading voice in higher education in South Carolina and beyond. He currently chairs the Division I Committee of the NCAA Board of Directors, and previously chaired the Commission on Colleges of the Southern Association of Colleges & Schools, the regional accrediting agency.

For his leadership, Barker has received the Order of the Palmetto, South Carolina's highest civilian honor, and The Cliff's Business Person-of-the-Year Award from **Greenville Magazine**. He was an invited speaker at the first-ever Forum on Presidential Leadership in June of 2006, sponsored by **The Chronicle of Higher Education**, and attended by more than 250 college and university presidents and trustees.

As Clemson's President, Barker remains committed to the classroom. Each spring, he is part of a team that teaches an undergraduate course exploring "a sense of place" in architecture, literature, and history.

In presenting Barker with the Distinguished Alumnus Award in 2005, Washington University Chancellor Mark Wrighton said, "James F. Barker has taken the architectural skills and knowledge required to design a building and applied them to the future of a university. His architect's vision, collaborative instincts, and sense of place are rapidly pushing Clemson up through the ranks of the nation's top public universities. He has become a leader in national academic circles by creating a new model of education, building interdisciplinary partnerships among the professional schools and the basic curriculum by tearing down artificial walls between disciplines."

A native of Kingsport, TN, Barker earned his bachelor of arts degree from Clemson in 1970 and his master of architecture & urban design degree from Washington University in Saint Louis, MO in 1973. He and his wife Marcia have a son Jacob and daughter-in-law Rita Bolt, and another son Britt.



Jim & Marcia Barker along with Dr. Terry Don & Tricia Phillips

Athletic Director Dr. Terry Don Phillips



In just five years, Dr. Terry Don Phillips has firmly put his imprint on the Tiger Athletic Department. It is obvious visually through the vast improvements in the program's facilities, most notably the new WestZone at the Tigers' Memorial Stadium. Through a

practical and steady fiscal approach, the first phase of the \$57-million project was completed in the fall of 2006 with the installation of new locker rooms, a new scoreboard, and 1,000 private luxury suite and club level seats.

The Phase II funding, which includes a building and new strength training center for the football program, has been finalized, and construction is slated to continue in 2008.

His impact is also obvious in the consistent improvement of Clemson's sports program. For the 2006-07 academic year, Clemson ranked #36 in the final Sears Directors' Cup standings, the program's best finish in five years and a 16-place improvement over the last three years. The Tigers scored 477 points in the poll, their third-highest total since the Sears Directors' Cup began in 1993. Eight teams finished in the final top 25 of their respective rankings, also a five-year high.

The major revenue sports of football, basketball, and baseball have also reached a high level of national competition. All three were ranked in the top 15 in the nation at one point during the 2006-07 academic year. The football team has won eight games each of the last two years, the first time it has had back-to-back seasons of at least eight wins since the 1990-91 era.

The basketball team under Head Coach Oliver Purnell has been to postseason play three consecutive years, including the 2006-07 season when it won a school-record-tying 25 games. The baseball team continues to rank among the top programs in the nation, having reached the College World Series in 2006 and a super regional in 2007.

Led by the women's tennis program, which has been to the Sweet 16 of the NCAA Tournament three of the last four years with two Final Fours, the women's athletics program has also flourished. The women's soccer team reached the Final Eight of the NCAA Tournament in 2006, while the volleyball squad joined the women's tennis and women's soccer teams by winning at least 60 percent of its matches. The rowing program was ranked in the top 15 in the nation as well.

Phillips was recognized nationally for his performance at Clemson in June of 2006 when he was honored by the National Association of Collegiate Directors of Athletics as the 2005-06 GeneralSports Turf Systems Athletic Director-of-the-Year for the Southeast Region of Division I-A. He was one of just four Division I-A athletic directors honored at the annual convention in New Orleans, LA.

In 2005-06, Clemson had six-top 25 programs, including top-10 final rankings in men's soccer, golf, and baseball. It marked the first time since 1979

that Clemson reached the Final Four in soccer and the College World Series in baseball in the same academic year. Clemson was the only school in the nation to win a postseason football game, postseason basketball game, and College World Series baseball game.

From an academic standpoint, nine of Clemson's 15 sports programs scored a perfect 100-percent graduation rate according to the Graduation Success Rate figures announced by the NCAA on December 19, 2005. Clemson was #7 in the nation among the 119 Division I-A institutions in percentage of programs with a 100-percent score. The football program had a 94-percent rate, fourth in the nation among Division I programs.

The outstanding academic performance continued in 2007. For the spring semester, the 15 sports programs had a combined GPA of 2.93, best on record. Eight of the 15 programs had a team GPA of 3.0 or better.

"There's nothing worse than trying to maintain status quo," said Phillips, who became Clemson's 10th athletic director on July 1, 2002.

That motto has been a basic tenet that has characterized his career as an administrator and his pursuit to develop Clemson into a model athletic program in the 21st century. His beliefs are in line with the University's overall goal of making Clemson one of the top-20 public universities in the nation. The school improved to a #27 ranking in **U.S. News & World Report** in 2007.

His resolve comes from a unique balance of experience in nearly every phase of college athletics, as well as a devotion to higher education that includes a doctorate and law degree. He remains a classroom presence by teaching a sports law section in the accountancy & legal studies department. In addition, he is past chair of the NCAA Division I Infractions Appeals Committee, which serves the appellate role for all university and individual appeals arising from the Committee on Infractions.

Those influences are obvious in his strategic plan for Tiger athletics, which provides for a model program that can compete at the highest levels with academic integrity, concern for the student-athlete, financial responsibility, and in full compliance.

Future plans call for a new comprehensive football building at Memorial Stadium. It will benefit the entire athletic department, as it will create additional updated facilities in the McFadden Building for the Olympic sports. A "One Clemson Center" will also be constructed to showcase the history of Clemson University, including its military and athletic heritage.

Since Phillips' arrival at Clemson, many highlights toward being a model program have occurred on the field as well, beginning with Clemson's first-ever national championship in golf in the spring of 2003, the first title for any Tiger program in 16 years.

His second year included an incredible run on the gridiron to end the season, as Tommy Bowden's Tigers defeated #3 Florida State in November and #6 Tennessee in the Peach Bowl. The football program has continued to make strides since then and ranked in the top 25 for the second time in three years with its #21 finish in 2005. In 2006, the program reached a #10 national ranking after a victory over #13 Georgia Tech. **ESPN College**

GameDay covered that game, a first in Clemson history.

Excellence in academics has been a constant on his resumé. He has an undergraduate degree from Arkansas (1970), a master's from Virginia Tech (1974), a doctorate from Virginia Tech (1978), and a law degree from the Arkansas School of Law (1996). He is a member of the Arkansas Bar, American Bar Association, and Sports Lawyers Association.

From an experience standpoint, he has worked in nearly all phases of college athletics. He coached on the football staff at Virginia Tech, supervised spring sports and student-athlete enrichment at Florida, handled athletic fundraising and facility enhancement at Missouri and Arkansas, and had 15 years experience as an athletic director, including 13 at the Division I level, prior to his appointment at Clemson.

Football was transformed from a perennial losing status to defeating Oklahoma during five of the eight years he was associated with Oklahoma State (1994-02). For this, he received the National Football Foundation Oklahoma Chapter Outstanding Contribution to Amateur Football Award in 2002. Additionally in 2006, he was named one of the top-25 most influential people in the history of Oklahoma State athletics by **GoPokes Magazine**.

When it came to success on the field and in the classroom, Oklahoma State's programs were among the Big 12's best. The achievements of the program included two national titles in men's golf, a men's basketball Final Four, two trips to the College World Series, 13 Big 12 titles, and 11 individual national champions, along with 53 academic All-Americans.

Before leading Oklahoma State, Phillips served as senior associate athletic director at Arkansas from 1988-94. He ran the daily operations and had oversight of facility projects for the men's programs, and he was president of the Razorback Foundation.

Phillips was athletic director at Liberty (1980-81) and Louisiana-Lafayette (1983-88). He was also an assistant athletic director at Missouri (1981-83), and he began his administrative career in 1979 as an assistant athletic director at Florida.

Phillips began his career in college athletics coaching football. He started as a graduate assistant at Arkansas in 1970 and 1971. He moved on to Virginia Tech as an assistant coach from 1971-78 before joining the ranks of athletic administration.

Winning has been on Phillips' resumé since his playing days at Arkansas. He lettered on three Frank Broyles teams (1966,68,69). Arkansas was 27-5 in the three years and played in two Sugar Bowl games.

In addition to Phillips' leadership with the NCAA Infractions Appeals Committee, he also works with the NCAA certification program. He currently serves on several ACC Committees: chair of the Committee on Infractions & Penalties, Committee on Awards, Television Committee, Men's Basketball Committee, and Football Committee.

Phillips has two children, John Dennis (30) and Sarah-Jane (27), and three stepchildren, Meagan (18), Marshall (16), and Madison (14). His wife Tricia is a graduate of the University of Missouri School of Journalism, and she earlier enjoyed a career in athletics and development. She is currently active in the Clemson and Seneca communities.



Athletic Department Staff



David Abernethy
Senior Assistant Strength
Coach



Rick Bagby
Video Services Director



Roberta Balliet
Administrative Assistant,
Baseball



Joey Batson
Director of Strength &
Conditioning



Michelle Bensman
Assistant Athletic Trainer



Sam Blackman
Senior Associate Sports
Information Director



Tim Bourret
Assistant Athletic Director,
Sports Information



Dr. Larry Bowman
Team Orthopedic Surgeon



Rebecca Bowman
Associate Athletic Director,
Academic Services



Donna Bullock
Assistant Athletic Trainer



Charlie Bussey
Tiger Letterwinners Association
Coordinator



Steve Coleman
Information Technology
Consultant



Bobby Couch
Executive Director of Major
Gifts



Bill D'Andrea
Senior Associate Athletic
Director, External Affairs



Jeff Davis
Assistant Athletic Director,
Major Gifts Program



Bobby Douglas
Director of Academic Services,
Baseball



Mike Echols
Supervisor of Athletic Grounds



Stephanie Ellison
Assistant Athletic Director,
Compliance Services



Travis Furbie
Assistant Athletic Director,
Ticket Operations



Wayne Gibson
Assistant Ticket Operations
Manager, Baseball



Phil Grayson
Associate Athletic Director,
Administration



Larry Greenlee
Assistant Director of Strength &
Conditioning



Henry Guess
Assistant Video Services
Director



David Helms
Assistant Strength Coach



Bert Henderson
IPTAY Executive Director



Brian Hennessy
Associate Sports Information
Director, Baseball



Van Hilderbrand
Associate Athletic Director,
Event Manager



Katie Hill
Senior Associate Athletic
Director, Internal Affairs



Dr. Loreto Jackson
Performance Coordinator



Wayne Jenness
Director of Donor Services

Athletic Department Staff



Les Jones
Associate Athletic Director,
Capital Improvements



Libby Kehn
Assistant Sports Information
Director, Website Coordinator



Barbara Kennedy-Dixon
Associate Athletic Director,
Senior Women's Administrator



Larry LaForge
NCAA/ACC Representative



Chad Lampman
Assistant Video Services
Director



Christine Long
Assistant Sports Information
Director



Bob Mahony
IPTAY Associate Executive
Director



Tim Match
Associate Athletic Director,
Marketing & Sponsorship



Tina Middleton
Assistant Ticket Operations
Manager



Matt Money
Supervisor of Athletic Facilities



Mike Money
Associate Director of Marketing



Dr. Terry Don Phillips
Athletic Director



Danny Poole
Director of Sports Medicine



Jerome Razayeski
Assistant Athletic Trainer



Abe Reed
Football Equipment Manager



Dr. Len Reeves
Team Physician



Robert Ricketts
Associate Athletic Director,
Facilities & Grounds



Josh Runion
Assistant Equipment Manager,
Baseball



John Seketa
Assistant Athletic Director,
Promotions



Philip Sikes
Assistant Sports Information
Director



Alphonso Smith
Director of Equipment



Lynn Sparks
Director of Sales



Robbie Stewart
Assistant Athletic Trainer



Gary Wade
Assistant Athletic Director,
Facilities



Joe White
Compliance Assistant



Linda White
Community Services Director



Jason Wilson
IPTAY Assistant Director



Mike Wilson
Assistant Equipment Manager



Brad Woody
Assistant Athletic Director,
Compliance Services



Kyle Young
Assistant Athletic Director



This brief NCAA rules education is aimed at outlining basic recruiting rules to help potential student-athletes and parents better understand the process. Clemson is committed to recruiting and conducting our athletic program with the highest level of integrity. If you have questions about NCAA rules, contact compliance services at (864) 656-1580 or through our website at ClemsonTigers.com and click on compliance. You can also visit the NCAA's official website at NCAA.org.



Stephanie Ellison
Assistant Athletic Director,
Compliance Services
Email - saellis@clemson.edu



Brad Woody
Assistant Athletic Director,
Compliance Services
Email - cbwoody@clemson.edu



Joe White
Compliance Assistant
Email - jwhite@clemson.edu

Important NCAA Terms

Academic Credentials - A prospect should check with his guidance office to see if he is taking classes that will meet NCAA eligibility standards. A prospect should do this early (at the end of his sophomore year) and keep track of core courses. A prospect must take the ACT or SAT for NCAA certification.

Contact - NCAA rules define a contact as a face-to-face interaction with a prospect and/or his parents off Clemson's campus by a coach. Clemson is limited to seven recruiting opportunities (contacts and evaluations combined) per prospect. During your senior year, no more than three of the seven opportunities may be off-campus contacts at any site with you or your relatives. Contacts shall not be made before July 1 following the completion of the prospect's junior year in high school.

Core Courses - Courses at a prospect's high school that are considered college preparatory. For the class entering Clemson in 2008 and thereafter, 16 core courses are required, including four in English, three in math, two in science, one additional from

English, math, or science, two social sciences, and four additional courses. A guidance counselor will have a list of the school's core courses, or visit NCAAClearinghouse.net for more information.

Dead Period - Recruiting period when coaches may not have face-to-face contact with prospects on or off-campus. Coaches may continue to telephone and write a prospect.

Evaluation - College coaches will evaluate a prospect's athletic and academic credentials. When evaluating, the coach will not have contact with a prospect unless it is during a contact period.

Home Visit - During the contact period, a senior prospect may invite college coaches to his home to meet his parents, and to talk in detail about the baseball program and academic offerings at any college the prospect is considering.

Prospect - Any student who has entered the ninth grade. Once they become a prospect, NCAA rules define how college coaches can interact with them.

Receiving Mail - When a prospect is in the ninth and 10th grades, NCAA rules allow Clemson to mail only a questionnaire and summer-camp brochure to a prospect. After September 1 of a prospect's junior year, Clemson coaches can provide a prospect with the following: write personalized letters, and send a media guide, copies of newspaper articles, instant messages, and text messages.

Recruiting - A term used to describe the process of acquainting a prospect with a college and the coaches of that college who are striving to learn more about a prospect. Only coaches can recruit - no one else can try and persuade a prospect to play sports at a particular college.

Standardized Test - A prospect must take the ACT or SAT before enrolling in college full-time. A prospect may take the ACT or SAT more than once and use the best subscore from different tests to achieve the highest score. Clemson and the NCAA Eligibility Center require scores to be reported directly from the testing agency. When registering for the test, list the Eligibility Center Code (9999) and Clemson (3842 (ACT), 5111 (SAT)). Clemson University admissions requires students to present either an ACT or SAT writing score. The writing score will not be used to determine a prospect's qualifier status.

Contact Information

Compliance Services Directors: .. Stephanie Ellison
..... Brad Woody
Administrative Assistant: Kellie Williams
Compliance Services Phone: (864) 656-1580
Compliance Services Fax: (864) 656-1243
Compliance Services Address: P.O. Box 31;
..... Clemson, SC 29633
Overnight Address: Jervy Athletic Center;
..... 100 Perimeter Road; Clemson, SC 29633
Compliance Website:
.. ClemsonTigers.com/Compliance/Compliance-Home.html

Telephone - Clemson baseball coaches may telephone a prospect, or a prospect's relatives or legal guardians beginning July 1 following the completion of the prospect's junior year. Thereafter calls may not be made more than once per week.

Frequently Asked Questions

- **Are a prospect's parents invited for an official visit?** Yes. NCAA rules allow a school to provide lodging and meals for parents or legal guardians who accompany their child on an official visit. However, schools may not provide transportation for parents unless they accompany the prospect.
- **Can a prospect visit Clemson anytime during his high school career?** Yes. A prospect can call any of the Clemson coaches to set up an unofficial visit. He can attend a game and talk with the Tiger coaches, and it does not count as a contact when it is on our campus. There are times a prospect cannot visit - NCAA rules refer to them as "dead periods," and coaches will not schedule to meet with a prospect during that time period.
- **Is the prospect's high school coach invited for an official visit?** NCAA rules are such that high school coaches may not be provided any expenses for official visits.
- **Can IPTAY members help recruit?** No. NCAA rules are clear that only coaches can telephone, contact, and evaluate a prospect. Only college coaches can offer unofficial and official visits.
- **What is a National Letter of Intent (NLI)?** It is like a contract in that a prospect and his parents sign a promise that he will attend a particular institution. In return, that college promises a prospect financial aid. A prospect can sign during his senior year. There is an early signing period in November and another in April of the prospect's senior year. Once the prospect signs the NLI, he cannot be recruited by any other school, and it is binding for the prospect's first year in college.
- **What is an official visit?** A prospect can take a total of five official visits (one per institution), which are expense paid. Before the visit, the prospect must present a high school transcript, and proof of an SAT, PSAT, ACT, or PACT test. Official visit invitations are extended by Tiger coaches only. Official visits may not occur prior to the first day of classes of the prospect's senior year of high school.
- **What is the NCAA Eligibility Center?** It is the agency that certifies a prospect's eligibility and amateurism status for NCAA Division I and II. A prospect should register with the Eligibility Center at the end of his junior year. Applications are available in the prospect's high school guidance office or register online at NCAAClearinghouse.net. Cost is \$50 (U.S.) or \$75 (international).

CUAD Mission Statement

The Department of Athletics offers nationally prominent athletic programs. Through a dedicated commitment to educational interests, a competitive athletic program, and integrity in all areas, the student-athletes, coaches, and staff strive to bring credit and recognition to Clemson University.

The mission of the Athletic Department is to sponsor a broad-based athletic program that provides educational and athletic opportunities for young men and women to grow, develop, and serve the interests of Clemson University by complementing and enhancing its diversity and quality of life.

Furthermore, the Athletic Department seeks to be a source of pride for the citizens of the State of South Carolina and to be recognized as a nationally-prominent program, through consistently high levels of performance and accomplishment in athletic competitions.

The Athletic Department strives to develop student-athletes academically and athletically with the total commitment of aiding their efforts to graduate from Clemson University and advance to careers that will enable them to be productive members of society.

The Athletic Department will act in an ethical and honest manner, dedicated to compliance with all Federal, State, NCAA, Conference, and University rules and regulations.

Community Service Program



Many Clemson baseball players and coaches are giving up their free time to serve others. The 2008 team has teamed up with Liberty Elementary School to be a part of the T.I.G.E.R! Talk Email Buddy Program. Eighteen players have committed to volunteer their time each week to this program. Each player is paired up with a fourth-grade student from Liberty Elementary School to act as email buddies throughout the spring semester using a program that utilizes Clemson's Digital Express.

Every week, the students send an email to each other using the acronym T.I.G.E.R! (Teamwork, Integrity, Gratitude, Education, Respect). At the end of the semester, the players will meet and spend time together with the buddy they have been emailing throughout the semester. The goal is to provide a format for monitored online conversations designed to help writing skills and improve confidence levels and behavior. The baseball program is the first team at Clemson to take on this project as a team effort and is excited to be a part of such a unique and outreaching project for our community.

Also, for the past few Decembers, Head Coach **Jack Leggett** and Associate Head Coach **Tom Riginos**, along with other Clemson coaches, have helped local kids by "Shopping with a Coach" at the Wal-Mart in nearby Central, SC. Clemson players and coaches are making an asserted effort, both on-campus and in the community.



Community Service Highlights

2006-07 Academic Year

- 419 student-athletes donated their time in service to the community, which comprises 91 percent of all student-athletes on-campus.
- Student-athletes participated in 131 different community service events, exhibiting a diversity of commitment.
- Student-athletes logged 3,671 total hours, which is an average of more than nine hours per student-athlete.
- Seven of our 15 athletic programs averaged more than 10 hours of service per student-athlete, and 12 of the 15 teams averaged three or more hours.
- Individually, eight student-athletes logged more than 50 hours of service, 26 logged more than 20 hours, 100 logged more than 10 hours, and 240 logged at least five hours of service.
- The Solid Orange Squad, a volunteer group of student-athletes dedicated to community service, grew to 60 members. This organization is recognized by Clemson University as a service group.

The Be a T.I.G.E.R! character education initiative grew into four components during the 2006-07 academic year:

- Field Day was held on Jervey Meadows on March 10 and over 300 elementary school children attended.
- Assembly programs given at four elementary schools, "Tipoff for Success" held in Littlejohn Coliseum for Pickens County middle school students, various tour groups, and special school groups from Atlanta, GA in conjunction with Clemson's Math Department.
- A 12-page newspaper written entirely by student-athletes and coaching staff was developed to teach the five character traits of the Be a T.I.G.E.R! program. The newspaper was given to all visiting school students, personal appearances by student-athletes, and assembly programs.
- The Email Buddies program began by partnering with Clemson's Education Department using its software called Digital Express. A pilot program at the local elementary school was developed in which a student-athlete was paired with a fourth-grader in the academic assistance class at Clemson Elementary School. They talked to each other via email using prompts designed to teach the Be a T.I.G.E.R! program.



Jervey Athletic Center

The Jervey Athletic Center, named in honor of one of Clemson's most beloved sons, Frank Johnstone Jervey, is a two-level complex that is the home of the University's intercollegiate athletic program.

The 67,000 square-foot building houses under one roof offices for all of the coaching and related staffs for Clemson's sports, a unique feature that places the center among the most modern of its kind anywhere. These offices are centrally located on the main level and recently had a \$500,000 renovation.

Within the complex is all of the personnel and related facilities needed to conduct an effective, top-flight intercollegiate athletic program.

Beneath the main floor are dressing rooms for the varsity sports. Other facilities on this level include coaches' dressing rooms, a spacious training room, sauna and steam rooms, and an athletic equipment room.

Attached to and complementing the administrative-coaching personnel building is a two-level, multi-purpose structure of 29,000 square-feet. The upper level of this building is where Jervey Gym is located. The Jervey Athletic Center provides student-athletes with the most modern and up-to-date facilities in the country. It is one reason the Clemson athletic program is recognized as one of the best in America.

Strength Training Room

One of the most important facilities on the Clemson athletic landscape is the strength & conditioning facility. Located in Jervey Athletic Center, it has continued to keep up with one of the most progressive areas in college sports. Director of Strength & Conditioning Joey Batson, who is in his 11th year, makes sure Clemson student-athletes in all sports are ready for competition.

In the summer of 2004, he oversaw a third major facility enhancement. When he came to Clemson, the facility covered 11,000 square-feet. It has continued to grow and now covers nearly 15,000 square-feet. It is one of the most modern all-around facilities in the country.



The following improvements were made:

- State-of-the-art sound system
- Eight flat-screen plasma televisions
- State-of-the-art ventilation system
- New lighting system
- 10 new multi-functional Clemson power racks
- Mondo-rubber flooring throughout the entire weight room
- New orange upholstery on all weightlifting equipment
- New paint on surrounding walls and columns
- Carpeting in entrances and offices
- Front entrance drop ceiling
- Metal overlay for awards displays
- Reconstruction of entryway walls
- Two computerized message displays

The plush atmosphere provides an interesting contrast to the physical exertion that takes place within the facility. When a Tiger student-athlete enters the etched-glass doors, he or she is greeted by nearly \$700,000 worth of state-of-the-art equipment.

The 10 plasma televisions are positioned throughout the facility and are used for training and instruction, as strength coaches film athletes and work with them on their form.

Clemson has a staff of five full-time strength coaches along with four graduate assistant coaches, and numerous student assistant coaches who ensure a Tiger baseball player receives as much individual attention as possible. Training programs are position specific, as they are designed to meet the specific needs of each student-athlete.

Batson is one of the most highly-regarded strength coaches in the country. In his 10 years directing the program, he has coached numerous strength All-Americans. He is a major reason the Tiger baseball program has reached the NCAA Tournament in all 10 of his years at Clemson. Also, nine of his former assistant strength coaches at Clemson are now strength training directors at NFL or college programs.

Athletic Training Room

The athletic training room is an important component of Clemson's athletic success. It is run by Danny Poole and houses the latest rehabilitation equipment. He heads up a staff of four full-time individuals with decades of experience. This professional staff (15 students, 11 graduate student athletic trainers) gives athletes the best possible care.

The athletic training room underwent renovations in the summer of 2004, making it one of the top facilities in the nation. Along with the cosmetic improvements, additions were made, including a hydrotherapy area, hot and cold jacuzzis, and a treatment tank with an underwater treadmill.

The athletic training room retained its whirlpools, isokinetic testing machine, numerous stationary bikes, upper-body exerciser, Stairmaster, and all the latest devices for all kinds of treatment. Doctors have offices and an orthopedic examining room, and there is a conference room and a library. There are staff members present from 7:00 AM until late in the evening, and doctors staff the room daily from 1:30 PM until closing and are available at all hours for special situations.





2008 Clemson Baseball Grounds Crew – Front Row (L-R): Jason Anthony, Mike Echols, Don Garrett, Matt Money, Matt Rogers, Nathaniel Gambrell. Back Row: Ray Hubbard, Dr. Bert McCarty, K.C. Bell, Eric Martin. Not Pictured: Mark Hendricks, Justin Holland, Jon Holliday, Greg Jones, Thomas Latimer, Ray McCauley, Ben McNair, Josh Phillips, John Townsend.



Doug Kingsmore Stadium's playing surface is one of the best in the country thanks to the dedication of many members of the Tiger Grounds Crew. Mike Echols, Supervisor of Athletic Grounds for the past seven years and former Clemson golfer (1981-83), heads up the team that was recently honored.

In 2005, **ABCA** and Turface Athletics awarded Echols and the grounds crew, which includes many volunteers, as having the best collegiate baseball field in the country based on their exemplary infield and turf maintenance programs. Clemson received a crystal trophy recognizing its excellence in maintenance, one ton of Turface MVP sports field conditioner, and funds designated for field maintenance equipment.

"Mike and his staff exemplify what Clemson is all about," said Jack Leggett. "They exhibit tremendous pride and a never-ending work ethic."

"We play on many fields and are familiar with a lot of grounds crews. But our players and coaches always comment that we have the best. The pride in their work is far above any I've seen. Our players, coaches, and fans appreciate their dedication."



Doug Kingsmore Stadium

Doug Kingsmore Stadium, the home of Tiger baseball since 1970, has seen many changes and improvements over the years, but it has not lost its aesthetic beauty and unique feel on the west side of the Clemson University campus.

Former Clemson baseball star and Board of Trustees Emeritus Doug Kingsmore gave the Clemson athletic department a \$1 million gift towards

renovation of Clemson's baseball stadium, formerly known as Tiger Field.

And during the 2002 and 2003 offseasons, Doug Kingsmore Stadium underwent radical renovations. Over \$5 million was spent to make the facility among the best in the nation.

Kingsmore played for the Tiger varsity squad for three seasons (1952-54). An All-ACC and All-District III outfielder in 1954, Kingsmore became the first Tiger in history to hit 10 home runs in a season. He did that in 1954 while playing in just 24 games. He led the ACC in home runs and runs scored (25) that year, and led the Tigers in batting average (.371), slugging percentage (.742), and RBIs (27).

Kingsmore played three years of professional baseball in the Baltimore Oriole organization before beginning a successful business career. He is currently president and chief executive of the Graniteville Company in Aiken, SC. He served three terms on the Clemson University Board of Trustees and became Trustee Emeritus when his elected term expired in 2002.

In 2002, Clemson finished its home season with a 25-11 record and advanced to the NCAA Tournament for the 21st straight season, thanks in part to the tremendous home-field advantage that Doug Kingsmore Stadium provides. In addition, Clemson was sixth in the country in average attendance with a Tiger record average of 4,810 fans per date. It marked Clemson's 14th straight top-20 national finish in attendance.

The stadium attendance record was set on March 7, 2004 when 6,480 fans saw #5 South Carolina defeat the Tigers 8-7 in 10 innings.

This outstanding fan support from the Clemson community and the Upstate of South Carolina has contributed to the Tigers' outstanding home-field record. Clemson has played at Doug Kingsmore Stadium for 38 years and has a winning percentage of 82 percent. This includes a 299-66 mark in ACC regular-season games, an 81-percent mark.

The Tigers have won at least 69 percent of their home games for 22 consecutive seasons. Clemson is 414-92 (.818) at Doug Kingsmore Stadium during Head Coach Jack Leggett's 14 years at Clemson.

2007 Attendance Leaders

Rk	Team	Dates	Attendance	Avg.
1.	Arkansas	31	250,759	8089
2.	Louisiana State	35	256,537	7330
3.	Mississippi State	32	217,438	6795
4.	South Carolina	32	159,545	4986
5.	Mississippi	35	173,523	4958
6.	Clemson	34	163,537	4810
7.	Texas	43	203,449	4731
8.	Florida State	41	183,481	4475
9.	Alabama	35	156,379	4468
10.	Wichita State	42	178,801	4257
11.	Nebraska	24	99,320	4138
12.	Texas A&M	42	163,841	3901
13.	Rice	39	150,849	3868
14.	Southern Mississippi	29	96,037	3312
15.	Florida	33	106,956	3241

Nine times during the 1994 season, an opposing top-20 team tasted defeat at Doug Kingsmore Stadium, and four times a team ranked in the top three in the country lost to the Tigers. Seven wins against top-20 teams, including three wins over a top-10 Florida State team, were recorded at home in 1996. In 2000, the Tigers were 8-3 against top-25 foes at Doug Kingsmore Stadium. After Clemson won three games against #2 Florida State, Seminole Head Coach Mike Martin voiced his opinion on how tough it is to play at Doug Kingsmore Stadium.

"If you had told me in 1992 that we were going to go to a place where we'd be 2-13 over the next eight years, I would have gone to the administration and suggested we join another conference," Martin told the **Tallahassee Democrat**. "Clemson is a very tough place to play...the toughest place to play of any place I've ever competed in all my years of college baseball. The good news is it's 727 days before we have to go back to Clemson."

In 2006, the Tigers sported a 17-2 record against top-25 ranked foes in the friendly confines of Doug Kingsmore Stadium, including series sweeps of top-10 South Carolina (2), #12 N.C. State (3), #13 Florida State (3), and #22 Wake Forest (3).

Doug Kingsmore Stadium has seen steady improvement since its first season in 1970, and is now one of the top facilities in the country. Just ask people at **Baseball America**, who released a coaches' rank-

Year-By-Year Records

Year	ACC	Pct.	Overall	Win %
1970	10-1	.909	20-1	.952
1971	6-1	.857	17-6	.739
1972	4-1	.800	12-3	.800
1973	3-1	.750	8-7	.533
1974	6-1	.857	13-3	.813
1975	7-1	.875	18-2	.900
1976	7-0	1.000	15-4	.789
1977	6-2	.750	23-4	.852
1978	6-0	1.000	24-2	.923
1979	5-0	1.000	17-2	.895
1980	7-2	.778	25-6	.806
1981	7-0	1.000	17-9	.654
1982	7-1	.875	21-7	.750
1983	4-1	.800	16-5	.762
1984	6-2	.750	21-10	.677
1985	5-0	1.000	16-9	.640
1986	6-2	.750	23-7	.767
1987	8-2	.800	30-6	.833
1988	11-0	1.000	30-2	.938
1989	7-1	.875	27-5	.844
1990	8-2	.800	26-5	.839
1991	10-1	.909	31-1	.969
1992	10-2	.833	27-4	.871
1993	4-6	.400	23-8	.742
1994	11-1	.917	28-5	.848
1995	11-1	.917	33-1	.971
1996	9-3	.750	34-8	.810
1997	9-2	.818	28-5	.848
1998	9-2	.818	33-6	.846
1999	9-3	.750	25-7	.781
2000	10-2	.833	37-5	.881
2001	10-2	.833	27-8	.771
2002	7-5	.583	36-9	.800
2003	9-3	.750	27-6	.818
2004	10-2	.833	23-9	.719
2005	11-4	.733	25-7	.781
2006	15-0	1.000	36-5	.878
2007	9-6	.600	25-11	.694
Totals	299-66	.819	917-210	.814

Clemson vs. ACC at Doug Kingsmore Stadium

Team	W-L	Win %
Boston College	2-1	.667
Duke	39-5	.886
Florida State	17-7	.708
Georgia Tech	25-12	.676
Maryland	51-1	.981
Miami (FL)	4-2	.667
North Carolina	36-9	.800
N.C. State	36-13	.735
South Carolina	2-1	.667
Virginia	43-8	.843
Virginia Tech	3-0	1.000
Wake Forest	41-7	.854
Totals	299-66	.819

Note: Only includes record while opponent was a member of the ACC and regular-season games.

Single-Season Attendance Bests

Rk	Year	Dates	Attendance	Avg.
1.	2007	34	163,537	4810
2.	2006	39	184,946	4742
3.	2005	32	129,553	4049
4.	2004	32	116,781	3649
5.	2002	45	161,640	3592



In 2007, Clemson averaged a school-record 4,810 fans per date, sixth-best in the nation.

Doug Kingsmore Stadium



ing that named Doug Kingsmore Stadium one of the best college facilities in the nation in 2003. And that ranking was done before any of the recent renovations were finished. Evidence of its rating among facilities across the nation has been demonstrated in recent years, when Doug Kingsmore Stadium was named as a site for a 1994, 1995, 1996, 1998, 2000, 2001, 2002, 2005, and 2006 NCAA Regional.

The renovations to Doug Kingsmore Stadium began in the summer of 2002, which has kept Clemson's ballpark among the country's best. The stadium has a brick façade that surrounds every entrance. A green roof that covers much more of the stands and a press box that is twice as large adds to the comfort of fans attending the game and the media covering it. The press box, which is accessible by elevator, includes four large booths for broadcasting and a separate media center that accommodates 13 writers.

There is also a patio area outside the press box that is above the existing stands along the first and third-base lines. It is used for receptions and other events throughout the year.

Two ticket booths, concession stands with an adjoining picnic area, and enlarged restrooms make the facility easily accessible and fan-friendly. Reserved seats have also been added to the grand-

stand. A grand stairway leading from the McFadden parking lot to the main entrance is an added feature from a convenience and aesthetic aspect.

The players also realize improvements, as four batting cages have been constructed beyond the right-field fence. The dugouts have been almost doubled in length and width. And the players have a newly-renovated locker room and lounge.

Prior to 2005, PawVision, the replay screen that was used in the football stadium, was moved to Doug Kingsmore Stadium. Prior to the 2008 season, new lights were also installed.

The facility is also equipped with a "Super-Sopper," which cuts down on rainouts. Clemson is one of a few schools with this machine that removes water from the field.

The stadium is located in the middle of Clemson's athletic facilities. It is across the street from Littlejohn Coliseum, home of Tiger basketball, and Memorial Stadium, home of Clemson

football. It is located directly behind Jervey Athletic Center, home of the athletic administrative offices.

The stadium has 3,500 permanent seats, but it is capable of holding 6,217 fans thanks to a hill area down the left-field line that is popular with the Clemson student-body. In 2001, the ballpark shrank its dimensions. The fences are now 320 feet down the left-field line, 370 feet in left-center, 400 feet to straight-away center, 375 feet in the right-center alley, and 330 feet down the right-field line.

The park also features a unique terrace in the outfield area adjacent to the fence, similar to the old Crosley Field in Cincinnati, OH, which ironically was torn down the year Doug Kingsmore Stadium was built. Bill Wilhelm, Clemson's long-time coach who was the skipper when the field was constructed, liked the look and practicality of a field with grass all the way around the outfield instead of gravel.

Boston Red Sox catcher Jason Varitek, who played at Georgia Tech in the 1990s, said Doug Kingsmore Stadium was his favorite venue to play at. "They had rowdy fans. And the fans are right on the action. They were closer to the on-deck circle than we were."



The entrance gives Doug Kingsmore Stadium an intimate feel.

Record vs. Opponents at Doug Kingsmore Stadium

Opponent ^(First-Last game)	W-L	Win %	Opponent ^(First-Last game)	W-L	Win %	Opponent ^(First-Last game)	W-L	Win %	Opponent ^(First-Last game)	W-L	Win %
Alabama ⁽¹⁹⁸³⁻⁹⁵⁾	3-3	.500	Florida Atlantic ⁽¹⁹⁹⁸⁾	1-1	.500	Miami (FL) ⁽¹⁹⁸⁹⁻⁰⁷⁾	7-5	.583	South Carolina ⁽¹⁹⁷⁰⁻⁰⁷⁾	45-22	.672
Appalachian State ⁽¹⁹⁷³⁻⁹⁷⁾	16-2	.889	Florida International ⁽¹⁹⁸⁵⁾	1-1	.500	Middle Tennessee ⁽²⁰⁰⁰⁾	2-0	1.000	South Carolina-Aiken ⁽¹⁹⁸⁵⁾	1-0	1.000
Arkansas ⁽²⁰⁰²⁾	2-1	.667	Florida State ⁽¹⁹⁷¹⁻⁰⁶⁾	23-11	.676	Mississippi State ⁽²⁰⁰⁰⁻⁰⁶⁾	3-0	1.000	South Florida ⁽¹⁹⁹⁶⁾	1-2	.333
Auburn ⁽¹⁹⁸⁷⁻⁰⁴⁾	10-5	.667	Francis Marion ⁽¹⁹⁷⁶⁻⁸⁶⁾	4-1	.800	Morehead State ⁽¹⁹⁹⁷⁾	3-0	1.000	Southern California ⁽¹⁹⁹⁸⁾	0-1	.000
Augusta ⁽¹⁹⁸⁴⁻⁹¹⁾	2-0	1.000	Furman ⁽¹⁹⁸³⁻⁰⁷⁾	24-4	.857	Navy ⁽¹⁹⁹⁵⁾	1-0	1.000	Stetson ⁽¹⁹⁹⁸⁾	3-0	1.000
Ball State ⁽¹⁹⁸⁴⁾	1-2	.333	Gardner-Webb ⁽¹⁹⁷⁵⁻⁰⁷⁾	4-0	1.000	Nevada-Las Vegas ⁽²⁰⁰⁰⁾	2-1	.667	Tampa ⁽¹⁹⁹²⁾	3-0	1.000
Belmont Abbey ⁽¹⁹⁷⁰⁻⁷¹⁾	3-0	1.000	George Mason ⁽¹⁹⁹⁵⁻⁰⁷⁾	8-1	.889	New Hampshire ⁽¹⁹⁹⁴⁾	1-0	1.000	Tennessee ⁽¹⁹⁸¹⁻⁹⁷⁾	12-2	.857
Boston College ⁽²⁰⁰⁷⁾	2-1	.667	George Washington ⁽¹⁹⁷⁰⁾	1-0	1.000	New York Tech ⁽²⁰⁰¹⁾	3-0	1.000	Tennessee Tech ⁽²⁰⁰³⁾	2-0	1.000
California ⁽¹⁹⁹⁷⁾	1-2	.333	Georgia ⁽¹⁹⁷⁰⁻⁰⁷⁾	33-9	.786	Newberry ⁽¹⁹⁷⁷⁾	0-1	.000	Toledo ⁽¹⁹⁷⁶⁻⁷⁷⁾	5-3	.625
California-Irvine ⁽²⁰⁰⁵⁾	3-0	1.000	Georgia Southern ⁽¹⁹⁷¹⁻⁰⁷⁾	24-11	.686	North Carolina ⁽¹⁹⁷⁰⁻⁰⁵⁾	36-9	.800	Valdosta State ⁽¹⁹⁸⁷⁾	2-0	1.000
Campbell ⁽¹⁹⁸²⁻⁹⁰⁾	3-1	.750	Georgia Tech ⁽¹⁹⁷⁰⁻⁰⁷⁾	31-14	.689	North Carolina A&T ⁽²⁰⁰⁵⁾	1-0	1.000	Vanderbilt ⁽¹⁹⁸⁶⁾	1-1	.500
Central Florida ⁽²⁰⁰⁴⁾	1-2	.333	High Point ⁽¹⁹⁷⁶⁻⁰⁷⁾	7-0	1.000	North Carolina State ⁽¹⁹⁷⁰⁻⁰⁶⁾	37-13	.740	Vermont ⁽¹⁹⁷⁰⁾	1-0	1.000
Central Michigan ⁽¹⁹⁷³⁾	0-1	.000	Howard ⁽¹⁹⁷⁸⁻⁸²⁾	10-0	1.000	North Carolina-Asheville ⁽¹⁹⁹⁸⁻⁰⁶⁾	3-0	1.000	Virginia ⁽¹⁹⁷⁰⁻⁰⁷⁾	40-8	.833
Charleston Southern ⁽¹⁹⁷⁶⁻⁰⁴⁾	11-0	1.000	Illinois ⁽¹⁹⁸⁶⁻⁰⁰⁾	3-0	1.000	North Carolina-Wilmington ⁽¹⁹⁷⁶⁻⁹⁸⁾	19-2	.905	Virginia Tech ⁽¹⁹⁸⁰⁻⁰⁶⁾	9-2	.818
Citadel, The ⁽¹⁹⁸²⁻⁰⁴⁾	13-2	.867	Jacksonville ⁽¹⁹⁹⁵⁾	1-0	1.000	Notre Dame ⁽¹⁹⁹⁴⁾	0-1	.000	Wake Forest ⁽¹⁹⁷⁰⁻⁰⁶⁾	44-7	.863
Charleston, College of ⁽²⁰⁰¹⁻⁰⁶⁾	8-0	1.000	James Madison ⁽¹⁹⁷⁶⁻⁰⁶⁾	15-0	1.000	Ohio ⁽¹⁹⁷⁰⁻⁰¹⁾	14-7	.667	West Virginia ⁽¹⁹⁷²⁻⁹⁶⁾	6-0	1.000
Charlotte ⁽¹⁹⁸⁵⁻⁰⁴⁾	5-2	.714	Kansas ⁽²⁰⁰⁶⁾	2-1	.667	Ohio State ⁽¹⁹⁸⁰⁻⁸⁸⁾	9-3	.750	Western Carolina ⁽¹⁹⁷⁴⁻⁰⁷⁾	36-2	.947
Coastal Carolina ⁽¹⁹⁸⁸⁻⁰⁷⁾	26-4	.867	Kansas State ⁽¹⁹⁹⁹⁾	3-0	1.000	Old Dominion ⁽¹⁹⁸³⁻⁰³⁾	27-5	.844	Western Michigan ⁽¹⁹⁷³⁾	1-1	.500
Columbus ⁽¹⁹⁹¹⁾	2-0	1.000	Kentucky ⁽¹⁹⁸⁵⁻⁹⁷⁾	4-1	.800	Oral Roberts ⁽²⁰⁰⁵⁻⁰⁶⁾	3-0	1.000	Wichita State ⁽¹⁹⁸¹⁾	0-1	.000
Davidson ⁽¹⁹⁸⁶⁻⁸⁹⁾	2-0	1.000	Lewis ⁽¹⁹⁷⁷⁻⁷⁸⁾	6-0	1.000	Pacific ⁽²⁰⁰⁷⁾	3-0	1.000	William & Mary ⁽²⁰⁰⁰⁻⁰⁶⁾	3-0	1.000
Duke ⁽¹⁹⁷⁰⁻⁰⁷⁾	40-5	.889	Liberty ⁽¹⁹⁸⁸⁻⁹⁹⁾	2-2	.500	Purdue ⁽²⁰⁰²⁾	3-0	1.000	Winthrop ⁽¹⁹⁸¹⁻⁰⁷⁾	13-3	.813
East Carolina ⁽¹⁹⁷⁹⁻⁰²⁾	9-2	.818	Louisville ⁽¹⁹⁷⁰⁻⁷²⁾	6-0	1.000	Richmond ⁽²⁰⁰¹⁾	2-1	.667	Wofford ⁽¹⁹⁹⁹⁻⁰⁶⁾	6-0	1.000
East Tennessee State ⁽¹⁹⁷¹⁻⁰³⁾	15-4	.789	Maine ⁽¹⁹⁹⁶⁻⁰³⁾	13-0	1.000	Rider ⁽¹⁹⁷⁰⁾	2-0	1.000	Totals	917-210	.814
Eastern Kentucky ⁽¹⁹⁹²⁾	2-0	1.000	Maryland ⁽¹⁹⁷⁰⁻⁰⁶⁾	51-1	.981	Saint John's ⁽¹⁹⁷⁵⁾	1-0	1.000			
Elon ⁽²⁰⁰⁰⁻⁰⁷⁾	6-4	.600	Marshall ⁽¹⁹⁷⁵⁻⁹⁰⁾	15-1	.938	Seton Hall ⁽¹⁹⁸⁹⁻⁰¹⁾	5-0	1.000			
Ersine ⁽¹⁹⁷⁷⁻⁸⁴⁾	4-0	1.000	Memphis ⁽²⁰⁰⁷⁾	2-1	.667	Siena ⁽¹⁹⁹⁶⁾	2-0	1.000			
			Mercer ⁽¹⁹⁷⁴⁻⁰⁶⁾	6-1	.857	South Alabama ⁽¹⁹⁸⁷⁻⁰²⁾	4-3	.571			

Note: **Bold** denotes 2008 opponent that will play at Doug Kingsmore Stadium.







Tiger Titles

ACC Regular-Season Titles

Year	ACC	Overall
1954	8-4	14-10
1958	12-3	22-8
1959	11-5	24-8
1967	11-2	29-9
1973	10-2	24-16
1974	10-1	23-15
1975	10-2	33-10
1976	10-2	36-15
1977	9-1	42-10
1978	10-2	39-14
1979	10-1	40-15
1981	10-4	34-24
1982	10-2	37-22
1984	12-2	38-17
1985	9-4	36-30-1
1988	18-2	54-14
1991	18-3	60-10
1992	19-5	50-14
1994	20-4	57-18
1995	20-4	54-14
2006	24-6	53-16

ACC Tournament Titles

Year	Tourney	Overall
1976	3-0	36-15
1978	3-0	39-14
1980	4-0	38-21
1981	5-1	34-24
1989	5-0	50-20
1991	5-0	60-10
1993	5-1	45-20
1994	4-1	57-18
2006	4-1	53-16

NCAA Regional Titles

Year	Tourney	Overall
1947	3-1	24-5
1958	4-1	22-8
1959	3-0	24-8
1976	3-0	36-15
1977	3-1	42-10
1980	3-0	38-21
1991	4-0	60-10
1995	4-0	54-14
1996	4-0	51-17
1999	4-1	42-27
2000	3-0	51-18
2001	3-0	41-22
2002	3-0	54-17
2005	3-0	43-23
2006	3-0	53-16
2007	3-0	41-23

NCAA Super Regional Titles

Year	Tourney	Overall
2000	2-0	51-18
2002	2-1	54-17
2006	2-0	53-16

College World Series Appearances

Year	Tourney	Overall
1958	1-2	22-8
1959	1-2	24-8
1976	1-2	36-15
1977	1-2	42-10
1980	0-2	38-21
1991	0-2	60-10
1995	0-2	54-14
1996	2-2	51-17
2000	1-2	51-18
2002	2-2	54-17
2006	1-2	53-16

2007...Another Regional Title

Clemson captured the 2007 Myrtle Beach (SC) Regional title with three wins in three games at Coastal Federal Field. The Tigers defeated Saint John's 3-2 in dramatic fashion with two runs in the ninth inning, capped by Brad Chalk's walkoff single with two outs.

The Tigers, who made their 21st consecutive NCAA Tournament appearance, then defeated host Coastal Carolina twice on back-to-back days. Clemson scored 26 runs and totaled 36 hits in the two games. In both games, four different Tigers had at least three hits.

Although they fell just short of the College World Series at Rosenblatt Stadium (pictured), the Tigers have made 11 appearances in Omaha, the 11th-highest figure in the nation, and five under Head Coach Jack Leggett.





NCAA Bests Since 1994

40-Win Seasons

Rk	Team	Seasons
1.	Florida State	14
	Wichita State	14
3.	Rice	13
4.	Clemson	12
	Louisiana State	12
	Miami (FL)	12
	Notre Dame	12
8.	Georgia Tech	11
9.	Cal State Fullerton	10
	Oral Roberts	10
	Stanford	10
	Tulane	10
13.	Alabama	9
	Central Florida	9
	North Carolina	9
	Oklahoma State	9
	South Carolina	9
	Texas	9
	Texas Tech	9
20.	Florida	8
	Southern California	8
22.	Arizona State	7
	Auburn	7
	Florida International	7
	Nebraska	7
	N.C. State	7
	Ohio State	7
	South Alabama	7
	Tennessee	7

50-Win Seasons

Rk	Team	Seasons
1.	Florida State	10
2.	Wichita State	7
3.	Clemson	6
	Miami (FL)	6
5.	Rice	5
6.	Alabama	4
	Cal State Fullerton	4
	Georgia Tech	4
	Stanford	4
	Texas	4
11.	Louisiana State	3
	Nebraska	3
	South Carolina	3

NCAA Tournament Appearances

Rk	Team	App.
1.	Clemson	14
	Cal State Fullerton	14
	Florida State	14
	Miami (FL)	14
5.	Rice	13
	Wichita State	13

Clemson Baseball...A Championship Tradition

Clemson has made 11 appearances in the College World Series and has won 16 NCAA Regional Championships. The tradition dates to 1947, when Clemson advanced to the Final Eight of the NCAA Tournament before losing to Yale and a first-baseman named George Bush. Clemson has gone to the College World Series five times (1995,96,00,02,06) in Head Coach **Jack Leggett's** 14 seasons in Tigertown.

Clemson has won an ACC regular-season championship 21 times, more than double any other ACC school. Clemson has won 14 ACC titles, also more than any other school. The program has the most ACC Tournament titles (nine) in history as well, including the 2006 tourney title at Jacksonville, FL.



Current Major League Tigers



Jeff Baker
Colorado Rockies

Jeff Baker, who shares the Tiger career record for home runs (59), made his Major League debut on 2005 opening day with the Colorado Rockies. Baker finished his career as a Tiger with a .334 batting average along with 226 RBIs and a .626 slugging percentage. His 59 career homers are tied for fourth-most in ACC history, and his RBI total is second-most in Clemson history. Baker had 12 multi-homer games at Clemson, and he is the only Tiger to ever have two 20-homer seasons as well.

Baker was the starting shortstop for the Tigers' College World Series team in 2000 as a freshman, as he finished with a .313 batting average along with a team-best 11 homers and 64 RBIs. He was one of three freshman All-Americans at shortstop according to **Collegiate Baseball**. Baker was named first-team All-American by **Baseball America** and **Collegiate Baseball** in 2001, the first Tiger so honored since Kris Benson in 1996. His sophomore campaign also saw Baker earn First-Team All-ACC honors after leading the conference in home runs (23) and RBIs (75).

As a junior on Clemson's 2002 College World Series team, Baker was named a first-team All-American by **Baseball America** and **NCBWA**. He hit .325 with 25 home runs and 87 RBIs along with a .668 slugging percentage. His 25 long balls tied for



second in the ACC, tied for the fourth-best mark in ACC history, and tied for the second-best mark in Clemson history. Baker was one of five finalists for the Golden Spikes Award (won by Tiger teammate Khalil Greene), and a semifinalist for both the Dick Howser Trophy and Rotary Smith Award.

After spending the 2002-04 seasons in the Rockies' minor league system, Baker was called up to join Colorado the night before the season-opener. Baker's debut on April 4, 2005 was an impressive one, as he went 2-for-5 with a homer, double, and two RBIs, becoming only the fifth Rocky to homer in his Major League debut.

He played 12 games for Colorado in 2005, including 10 starts at third base, and finished the year with a .211 batting average. He also committed only one error in 24 chances.

In 2006, he moved to right field and played 18 games for the Rockies. In just 57 at-bats, he hit .368 with seven doubles, two triples, five home runs, and 21 RBIs.

The 2007 season saw Baker play 85 games. In 144 at-bats, he hit .222 with four homers and 12 RBIs for the National League Champions that went on to play the Boston Red Sox in the World Series. Baker also delivered the game-winning, pinch-hit, RBI single to give the Rockies a 2-1 series-clinching victory over the Philadelphia Phillies in the National League Division Series.

In three active Major League seasons, Baker has played 115 games, totaling 13 doubles, four triples, 10 home runs, and 37 RBIs along with a .255 batting average.

Baker's Career Major League Stats

Year	AVG	G-GS	AB	R	H	2B	3B	HR	RBI	OB%	SB
2005	.211	12-10	38	6	8	4	0	1	4	.302	0-0
2006	.368	18-10	57	13	21	7	2	5	21	.379	2-2
2007	.222	85-24	144	17	32	2	2	4	12	.296	0-0
Total	.255	115-44	239	36	61	13	4	10	37	.315	2-2



Khalil Greene
San Diego Padres

The most celebrated baseball player in Tiger history is San Diego Padres' shortstop Khalil Greene. He took the college baseball world by storm during the 2002 season, setting NCAA and ACC records while winning every major award possible. Greene was selected as a unanimous first-team All-American and ACC Player-of-the-Year after he led the country in hits (134), runs scored (93), total bases (250), and doubles (33).

His record-breaking performance should not have been a surprise, as Greene had been raising the bar ever since his days at Key West (FL) High School. He graduated as the school's all-time hits and single-season runs scored leader before bursting onto the scene at Clemson in 1999. Greene was a freshman All-American by **Baseball America** in 1999 and Second-Team All-ACC selection after his sophomore campaign in 2000. He continued his outstanding play during the 2001 season when he was named First-Team All-ACC, but no one could have imagined the year he would have in 2002.

He won every major award in 2002, including the Dick Howser Trophy, Golden Spikes Award, and Rotary Smith Award. He was named First-Team All-ACC after batting .470 with 27 homers, 33 doubles, and 91 RBIs in 71 games. After a stellar college career in which he set the NCAA record for career doubles (95) and consecutive starts (269), Greene was taken with the #13 overall pick in the 2002 Major League Draft by the Padres.





Greene spent 2002 and 2003 in the Padres' farm system, quickly moving up through the ranks from short-season Eugene to Portland (AAA). As usual, Greene was so impressive that he was selected to play in the 2003 Major League Futures Game. He joined San Diego on September 1, 2003, becoming the first player from the 2002 draft to make it to the Major Leagues.

The 2004 season was his first full year in the big leagues, and Greene did not disappoint. He batted .273 with 15 homers (a franchise record for a shortstop), 31 doubles, and 65 RBIs. Greene was a two-time rookie-of-the-month selection before a broken index finger sidelined him for the remainder of the season. He still finished second in the National League in rookie-of-the-year voting, but he was honored as the league's rookie-of-the-year by **Baseball America**.


In 2005, Greene continued to be a fan-favorite when he hit .250 with 15 homers and 70 RBIs in 121 games.

The 2006 season saw him hit 15 home runs for the third straight year. Greene also hit .245 with 26 doubles and 55 RBIs in 121 games. He had one of his best fielding years in 2006 as well, as he committed only nine errors in 456 chances, good for a .980 fielding percentage.

In 2007, Greene played and started 153 games, missing only nine regular-season contests that season. In 611 at-bats, he scored 89 runs, and he totaled 44 doubles, 27 home runs, and 97 RBIs along with a .254 batting average. He also had an outstanding .984 fielding percentage, committing just 11 errors in 690 chances in the field. Greene was voted the 2007 team's MVP, as selected by the San Diego Chapter of BBWAA, as well.

Greene's Career Major League Stats

Year	AVG	G-GS	AB	R	H	2B	3B	HR	RBI	OB%	SB
2003	.215	20-18	65	8	14	4	1	2	6	.271	0-1
2004	.273	139-134	484	67	132	31	4	15	65	.349	4-6
2005	.250	121-120	436	51	109	30	2	15	70	.296	5-5
2006	.245	121-111	412	56	101	26	2	15	55	.320	5-6
2007	.254	153-153	611	89	155	44	3	27	97	.291	4-4
Total	.254	554-536	2008	271	511	135	12	74	293	.312	18-22



Matthew LeCroy Minnesota Twins

One of the greatest power hitters in Tiger history is catcher Matthew LeCroy, who spent the 2007 season with the Minnesota Twins. The Belton, SC native attended

Clemson after a stellar high school career, where he was a four-time, all-state selection and chosen as an honorable mention All-American by **USA Today** while at Belton-Honea Path High School.

LeCroy continued to impress during his freshman year in Tigertown. He was named a first-team freshman All-American by **Baseball America** and **Collegiate Baseball**, and he was runnerup in the voting for national freshman-of-the-year. He was Clemson's first ever ACC Rookie-of-the-Year in 1995 after finishing in the top 10 in the ACC in homers (15), RBIs (72), and doubles (18). His 15 home runs set a Tiger record for a freshman as well.

He was equally impressive during his sophomore campaign, leading Clemson to its second consecutive College World Series in 1996. He was a First-Team All-ACC selection and was named second-team All-American by **ABCA** along with **NCBWA**. He also set a Clemson record by belting a home run in five consecutive games. LeCroy then played for the United States in the 1996 Olympic Games at Atlanta, GA.

The 1997 season was LeCroy's final season in Tigertown. He ended his collegiate career by setting the career record for home runs by a Tiger



with 53, which was later eclipsed by Jeff Baker. He was selected as a first-team All-American by **Baseball America** and **NCBWA**. He was also a second-team All-America selection by **Sporting News**, **ABCA**, and **Collegiate Baseball**. He was tabbed as the #1-power hitting prospect in the country by **Baseball America** and was taken with the #50 overall pick by the Minnesota Twins.

LeCroy spent two seasons in the minors before making his Major League debut on April 3, 2000. He moved between the minors and majors throughout 2001 and 2002, but he found success each time he was in the majors. He recorded his first career two-homer game and had a career-high four RBIs against the Indians on September 13, 2002.

LeCroy set career-highs in almost every offensive category in 2003 and belted his first career grand slam against the Blue Jays on May 19, 2004. In 2005, he tied his career high for homers with 17 in 101 games.

In 2006, he played 39 games with the Washington Nationals. In 67 at-bats, he hit .239 with two home runs and nine RBIs.

LeCroy returned to the Twins' organization during the 2007 season. He played just seven games and was 3-for-20 (.150) at the plate.

In his eight-year Major League career, LeCroy is a .260 hitter in 476 games. He has also hit 60 home runs with 218 RBIs.

LeCroy's Career Major League Stats

Year	AVG	G-GS	AB	R	H	2B	3B	HR	RBI	OB%	SB
2000	.174	56-49	167	18	29	10	0	5	17	.254	0-0
2001	.425	15-0	40	6	17	5	0	3	12	.429	0-1
2002	.260	63-8	181	19	47	11	1	7	27	.306	0-2
2003	.287	107-32	345	39	99	19	0	17	64	.342	0-1
2004	.269	88-36	264	25	71	14	0	9	39	.321	0-0
2005	.260	101-82	304	33	79	5	0	17	50	.354	0-0
2006	.239	39-11	67	5	16	3	0	2	9	.350	0-0
2007	.150	7-4	20	1	3	1	0	0	0	.150	0-0
Total	.260	476-222	1388	146	361	68	1	60	218	.326	0-4



Former Major League Tigers



Brian Barnes, LHP

Clemson (1986-89)
Montreal Expos (1990-93)
Cleveland Indians (1994)
Los Angeles Dodgers (1994)



Kris Benson, RHP

Clemson (1994-96)
Pittsburgh Pirates (1999,00,02-04)
New York Mets (2004,05)
Baltimore Orioles (2006)



Jerry Brooks, 3B

Clemson (1986-88)
Los Angeles Dodgers (1993)
Florida Marlins (1996)



Mike Brown, RHP

Clemson (1978-80)
Boston Red Sox (1982-86)
Seattle Mariners (1986,87)




Kris Benson



Ty Cline, OF

Clemson (1959,60)
Cleveland Indians (1960-62)
Milwaukee/Atlanta Braves (1963-67)
Chicago Cubs (1966)
San Francisco Giants (1967,68)
Montreal Expos (1969,70)
Cincinnati Reds (1970,71)



John Curtis, LHP

Clemson (1968)
Boston Red Sox (1970-73)
Saint Louis Cardinals (1974-76)
San Francisco Giants (1977-79)
San Diego Padres (1980-82)
California Angels (1982-84)



Mark Davidson, OF

Clemson (1982)
Minnesota Twins (1986-88)
Houston Astros (1989-91)



Rusty Gerhardt, LHP

Clemson (1969-72)
San Diego Padres (1974)



Bert Heffernan, C

Clemson (1985-88)
Seattle Mariners (1992)



Mike Holtz, LHP

Clemson (1991-94)
Anaheim Angels (1996-01)
Oakland Athletics (2002)
San Diego Padres (2002)



Jimmy Key, LHP

Clemson (1980-82)
Toronto Blue Jays (1984-92)
New York Yankees (1993-96)
Baltimore Orioles (1997,98)



Billy Koch, RHP

Clemson (1994-96)
Toronto Blue Jays (1999-01)
Oakland Athletics (2002)
Chicago White Sox (2003,04)
Florida Marlins (2004)




Brian Kowitz, OF

Clemson (1988-90)
Atlanta Braves (1995)



Joe Landrum, RHP

Clemson (1946,47)
Brooklyn Dodgers (1950,52)



John McMakin, LHP

Clemson (1900,01)
Brooklyn Dodgers (1902)



Norm McMillan, 3B

Clemson (1915-17)
New York Yankees (1922)
Boston Red Sox (1923)
Saint Louis Browns (1924)
Chicago Cubs (1928,29)



Billy Koch



Billy McMillon, OF

Clemson (1991-93)
Florida Marlins (1996,97)
Philadelphia Phillies (1997)
Detroit Tigers (2000,01)
Oakland Athletics (2001,03,04)



Mike Milchin, LHP

Clemson (1986-89)
Minnesota Twins (1996)
Baltimore Orioles (1996)



Shane Monahan, OF

Clemson (1993-95)
Seattle Mariners (1998,99)

Former Major League Tigers



Danny Sheaffer



Ron Musselman, RHP

Clemson (1976,77)
Seattle Mariners (1982)
Toronto Blue Jays (1984,85)



Billy O'Dell, LHP

Clemson (1952-54)
Baltimore Orioles (1954,56-59)
San Francisco Giants (1960-64)
Milwaukee/Atlanta Braves (1965,66)
Pittsburgh Pirates (1966,67)



Bill Spiers



John Pawlowski, RHP

Clemson (1983-85)
Chicago White Sox (1987,88)



Chuck Porter, RHP

Clemson (1974-76)
Milwaukee Brewers (1981-85)



Flint Rhem, RHP

Clemson (1923,24)
Saint Louis Cardinals (1924-28,30-32,34,36)
Philadelphia Phillies (1932,33)
Boston Braves (1934,35)



Bill Schroeder, C

Clemson (1977-79)
Milwaukee Brewers (1983-88)
California Angels (1989,90)



Kurt Seibert, SS

Clemson (1974-76)
Chicago Cubs (1979)



Danny Sheaffer, C

Clemson (1980)
Boston Red Sox (1987)
Cleveland Indians (1989)
Colorado Rockies (1993,94)
Saint Louis Cardinals (1995-97)



Vet Sitton, RHP

Clemson (1904,05)
Cleveland Indians (1909)



Brian Snyder, LHP

Clemson (1977-79)
Seattle Mariners (1985)
Oakland Athletics (1989)



Bill Spiers, INF

Clemson (1985-87)
Milwaukee Brewers (1989-94)
New York Mets (1995)
Houston Astros (1996-01)



Harold Stowe, LHP

Clemson (1957-59)
New York Yankees (1960)



Tim Teufel, 2B

Clemson (1979,80)
Minnesota Twins (1983-85)
New York Mets (1986-91)
San Diego Padres (1991-93)



Ken Vining, LHP

Clemson (1994-96)
Chicago White Sox (2001)



Tim Teufel



Denny Walling, 1B/3B

Clemson (1975)
Oakland Athletics (1975,76)
Houston Astros (1977-88,92)
Saint Louis Cardinals (1988-90)
Texas Rangers (1991)



Matt White, LHP

Clemson (1996-98)
Seattle Mariners (2003)
Washington Nationals (2005)



Keith Williams, OF

Clemson (1991-93)
San Francisco Giants (1996)



Scott Winchester, RHP

Clemson (1993-95)
Cincinnati Reds (1997,98,00,01)



Career Major League Tiger Stats

Batting											
Player	Last Team	Years (Seasons)	G	AB	R	H	2B	3B	HR	RBI	BA
Jeff Baker	Rockies	2005-07 (3)	115	239	36	61	13	4	10	37	.255
Jerry Brooks	Marlins	1993,96 (2)	17	14	4	4	1	1	1	4	.286
Ty Cline	Reds	1960-71 (12)	892	1834	251	437	53	25	6	125	.238
Mark Davidson	Astros	1986-91 (6)	413	661	88	149	27	3	6	57	.225
Khalil Greene	Padres	2003-07 (5)	554	2008	271	511	135	12	74	293	.254
Bert Heffernan	Mariners	1992 (1)	8	11	0	1	1	0	0	1	.091
Brian Kowitz	Braves	1995 (1)	10	24	3	4	1	0	0	3	.167
Matthew LeCroy	Twins	2000-07 (8)	476	1388	146	361	68	1	60	218	.260
Norm McMillan	Cubs	1922-24,28,29 (5)	413	1356	157	353	74	16	6	147	.260
Billy McMillon	Athletics	1996,97,00,01,03,04 (6)	269	601	66	149	35	3	16	93	.248
Shane Monahan	Mariners	1998,99 (2)	78	226	20	53	8	1	4	28	.235
Bill Schroeder	Angels	1983-90 (8)	376	1262	153	303	49	1	61	152	.240
Kurt Seibert	Cubs	1979 (1)	7	2	2	0	0	0	0	0	.000
Danny Sheaffer	Cardinals	1987,89,93-97 (7)	389	946	87	219	38	5	13	110	.232
Bill Spiers	Astros	1989-01 (13)	1252	3408	477	922	158	35	37	388	.271
Tim Teufel	Padres	1983-93 (11)	1073	3112	415	789	185	12	86	379	.254
Denny Walling	Astros	1975-92 (18)	1271	2945	372	799	142	30	49	380	.271
Keith Williams	Giants	1996 (1)	9	20	0	5	0	0	0	0	.250

			Pitching								
Player	Last Team	Years (Seasons)	W-L	Pct.	App.	GS	IP	H	SO	BB	ERA
Brian Barnes	Dodgers	1990-94 (5)	14-22	.389	116	56	406.1	364	275	204	3.94
Kris Benson	Orioles	1999,00,02-06 (7)	68-73	.482	195	195	1207.1	1241	787	423	4.34
Mike Brown	Mariners	1982-87 (6)	12-20	.375	61	42	253.2	324	115	102	5.75
John Curtis	Angels	1970-84 (15)	89-97	.478	438	199	1641.0	1695	825	669	3.96
Rusty Gerhardt	Padres	1974 (1)	2-1	.667	23	1	35.2	44	22	17	7.07
Mike Holtz	Padres	1996-02 (7)	16-19	.457	350	0	238.1	242	221	127	4.68
Jimmy Key	Orioles	1984-98 (15)	186-117	.614	470	389	2591.2	2518	1538	668	3.51
Billy Koch	Marlins	1999-04 (6)	29-25	.537	380	0	407.1	379	357	191	3.89
Joe Landrum	Dodgers	1950,52 (2)	1-3	.250	16	5	44.2	58	22	11	5.64
John McMakin	Dodgers	1902 (1)	2-2	.500	4	4	32.0	34	6	11	3.09
Mike Milchin	Orioles	1996 (1)	3-1	.750	39	0	32.2	44	29	17	7.44
Ron Musselman	Blue Jays	1982,84,85 (3)	4-2	.667	48	4	89.1	95	47	40	3.73
Billy O'Dell	Pirates	1954,56-67 (13)	105-100	.512	479	199	1817.0	1697	1133	556	3.29
John Pawlowski	White Sox	1987,88 (2)	1-0	1.000	8	0	17.2	27	12	6	7.64
Chuck Porter	Brewers	1981-85 (5)	13-13	.500	54	34	237.0	278	136	54	4.14
Flint Rhem	Cardinals	1924-28,30-36 (12)	105-97	.520	294	230	1725.1	1958	534	529	4.20
Vet Sitton	Indians	1909 (1)	3-2	.600	14	5	50.0	50	16	16	2.88
Brian Snyder	Athletics	1985,89 (2)	1-2	.333	17	6	36.0	46	24	21	6.75
Harold Stowe	Yankees	1960 (1)	0-0	----	1	0	1.0	0	0	1	9.00
Ken Vining	White Sox	2001 (1)	0-0	----	8	0	6.2	15	3	7	17.55
Matt White	Nationals	2003,05 (2)	0-2	.000	7	1	9.2	17	3	8	16.76
Scott Winchester	Reds	1997,98,00,01 (4)	3-8	.272	47	17	116.1	149	55	35	5.42

Note: **Bold** denotes 2007 Major Leaguer.



Clemson's two national players-of-the-year, Kris Benson (left) and Khalil Greene (right), have had successful Major League careers. Benson has 68 victories and 787 strikeouts in seven years, while Greene has 135 doubles and 74 home runs in five years.



Jimmy Key was the only pitcher in the 1990s to record two World Series-clinching victories, with wins in 1992 (Toronto Blue Jays) and 1996 (New York Yankees).

Major League Bests

Seasons		
Rk	Player	Years
1.	Denny Walling	1975-92
2.	John Curtis	1970-84
	Jimmy Key	1984-98
4.	Billy O'Dell	1954-67
	Bill Spiers	1989-01

Career Hits		
Rk	Player	Years (Seasons)
1.	Bill Spiers	1989-01 (13)
2.	Denny Walling	1975-92 (18)
3.	Tim Teufel	1983-93 (11)
4.	Khalil Greene	2003-07 (5)
5.	Ty Cline	1960-71 (12)

Career Wins		
Rk	Player	Years (Seasons)
1.	Jimmy Key	1984-98 (15)
2.	Flint Rhem	1924-28,30-36 (12)
	Billy O'Dell	1954-67 (14)
4.	John Curtis	1970-84 (15)
5.	Kris Benson	1999,00,02-06 (7)

Led League in Stat Category				
Year	Player	Team (League)	Cat.	Stat
1926	Flint Rhem	Cardinals (NL)	Wins	20
1987	Jimmy Key	Blue Jays (AL)	ERA	2.76
	Jimmy Key	Blue Jays (AL)	Opp. BA	.221
	Jimmy Key	Blue Jays (AL)	Opp. OB %	.273
1993	Jimmy Key	Yankees (AL)	Win %	.750
1994	Jimmy Key	Yankees (AL)	Wins	17

All-Star Game Selections			
Year	Player	Pos.	Team (League)
1958	Billy O'Dell	LHP	Orioles (AL)
1959	Billy O'Dell	LHP	Orioles (AL)
1985	Jimmy Key	LHP	Blue Jays (AL)
1991	Jimmy Key	LHP	Blue Jays (AL)
1993	Jimmy Key	LHP	Yankees (AL)
1994	Jimmy Key	LHP	Yankees (AL)



World Series Participants

Year	Player	Pos.	Team (League)
1922	Norm McMillan	3B	Yankees (AL)
1926	*Flint Rhem	RHP	Cardinals (NL)
1928	Flint Rhem	RHP	Cardinals (NL)
1929	Norm McMillan	3B	Cubs (NL)
1930	Flint Rhem	RHP	Cardinals (NL)
1931	*Flint Rhem	RHP	Cardinals (NL)
1962	Billy O'Dell	LHP	Giants (NL)
1970	Ty Cline	OF	Reds (NL)
1986	*Tim Teufel	2B	Mets (NL)
1987	*Mark Davidson	OF	Twins (AL)
1992	*Jimmy Key	LHP	Blue Jays (AL)
1996	*Jimmy Key	LHP	Yankees (AL)
2007	Jeff Baker	OF/INF	Rockies (NL)

* - World Series champion

Tigers in the Pros in 2007



Jeff Baker
OF/INF • Rockies
Majors • Denver, CO
Clemson (2000-02)



Jason Berken
RHP • Orioles
High A • Frederick, MD
Clemson (2003,04,06)



Gary Burnham
1B • Phillies
AAA • Ottawa, Ontario
Clemson (1994-97)



Adrian Casanova
C • Tigers
SS • Oneonta, NY
Clemson (2005,06)



Brad Chalk
OF • Padres
SS • Eugene, OR
Clemson (2005-07)



Stephen Clyne
RHP • Mets
SS • Brooklyn, NY
Clemson (2005-07)



Tyler Colvin
OF • Cubs
AA • Kodak, TN
Clemson (2004-06)



Josh Cribb
RHP • Royals
Low A • Burlington, IA
Clemson (2003-06)



Andy D'Alessio
1B • Giants
SS • Keizer, OR
Clemson (2004-07)



Herman Demmink
3B • Phillies
Low A • Lakewood, NJ
Clemson (2003-06)



Alan Farina
RHP • Blue Jays
SS • Auburn, NY
Clemson (2007)



Stephen Faris
RHP • Padres
AAA • Portland, OR
Clemson (2004-06)



Drew Fiorenza
RHP • Mariners
AAA • Tacoma, WA
Clemson (2005,06)



Khalil Greene
SS • Padres
Majors • San Diego, CA
Clemson (1999-02)



Taylor Harbin
INF • Diamondbacks
Low A • South Bend, IN
Clemson (2005-07)



Kris Harvey
OF • Marlins
High A • Jupiter, FL
Clemson (2003-05)



Steven Jackson
RHP • Yankees
AAA • Moosic, PA
Clemson (2001-04)



Michael Johnson
1B • Astros
AA • Corpus Christi, TX
Clemson (2000-03)



David Kopp
RHP • Cardinals
SS • Batavia, NY
Clemson (2005-07)



B.J. LaMura
RHP • Dodgers
AAA • Las Vegas, NV
Clemson (2000-02)



Matthew LeCroy
C/1B • Twins
Majors • Minneapolis, MN
Clemson (1995-97)



Tyler Lumsden
LHP • Royals
AAA • Omaha, NE
Clemson (2002-04)



Kevin Lynn
RHP • Devil Rays
AA • Montgomery, AL
Clemson (2000,01)



Collin Mahoney
RHP • Tigers
SS • Oneonta, NY
Clemson (2002-04)



Brad McCann
1B • Royals
High A • Wilmington, DE
Clemson (2003,04)



Daniel Moskos
LHP • Pirates
SS • University Park, PA
Clemson (2005-07)



Matt Padgett
OF • Phillies
AAA • Ottawa, Ontario
Clemson (1996-98)



Steve Richard
RHP • Mariners
Low A • Appleton, WI
Clemson (2006)



Robert Rohrbaugh
LHP • Mariners
AAA • Tacoma, WA
Clemson (2003-05)



Lou Santangelo
C • Astros
AA • Corpus Christi, TX
Clemson (2004)



Justin Singleton
OF • Independent
York, PA
Clemson (1998-00)



Marquez Smith
3B • Cubs
Low A • Peoria, IL
Clemson (2006,07)



Travis Storrer
OF • Independent
Chillicothe, OH
Clemson (2004-06)



Pro Signees

Year	Player, Pos.	Round	Organization
1954	Doug Kingsmore, OF	FA	Baltimore Orioles
	Billy O'Dell, P	FA	Baltimore Orioles
1958	Bud Spiers, SS	FA	Kansas City Athletics
1959	Larry Bagwell, 3B	FA	Washington Senators
	Doug Hoffman, OF	FA	Washington Senators
	Harold Stowe, P	FA	New York Yankees
1960	Ty Cline, OF	FA	Cleveland Indians
1962	Dave Olson, P	FA	New York Yankees
1963	Gene Harbeson, P	FA	San Francisco Giants
	Johnny Jones, OF	FA	Milwaukee Braves
	Elmo Lam, SS	FA	Philadelphia Phillies
1965	Tommy Chapman, P	9	Philadelphia Phillies
	Jack McCall, SS	*12	Baltimore Orioles
	Rusty Adkins, OF	*14	Houston Astros
1966	Charlie Watson, P	*#6	Kansas City Athletics
	Rusty Adkins, SS	*\$7	Detroit Tigers
	Charlie Watson, P	*\$7	Cleveland Indians
	Jack McCall, SS	15	California Angels
	George Sutton, OF	*39	New York Mets
1967	Rusty Adkins, 2B	*\$7	Kansas City Athletics
	Charlie Watson, P	#\$7	Washington Senators
	Garry Helms, SS	12	Pittsburgh Pirates
	Eddie Barbary, C	FA	Pittsburgh Pirates
	Mike McCall, 3B	FA	Philadelphia Phillies
1968	John Curtis, P	\$1	Boston Red Sox
	Nelson Gibson, P	24	Seattle Pilots
	Bill James, P	FA	Cleveland Indians
1970	Don Russell, 3B	\$1	Houston Astros
1971	Johnny Severs, OF	\$4	New York Mets
1972	Craig White, OF	*6	California Angels
	Rusty Gerhardt, P	12	San Diego Padres
1973	Ken Bagwell, 2B	#3	Chicago White Sox
	Craig White, OF	12	New York Yankees
	Lindsay Graham, P	26	Texas Rangers
1974	Steve Cline, P	6	San Francisco Giants
	Richard Haynes, P	8	Houston Astros
	Lin Hamilton, C	10	San Diego Padres
1975	Denny Walling, OF	\$1	Oakland Athletics
1976	Kurt Seibert, SS	3	Chicago Cubs
	Chuck Porter, P	7	California Angels
	Bob Mahony, P	FA	Baltimore Orioles
1977	Dave Caldwell, OF	4	Baltimore Orioles
	Ron Musselman, P	5	Seattle Mariners
	Bill Foley, C	6	Milwaukee Brewers
	Bill Wingo, 2B	FA	Atlanta Braves
1978	Pete Peltz, 3B	9	Cleveland Indians
	Robert Bonnette, SS	*20	Cleveland Indians



John Curtis, who went on to a 15-year Major League career, was a first-round selection in the secondary phase of the 1968 draft.

1979	Mike Sullivan, P	1	Cincinnati Reds
	Tim Teufel, 2B	*\$3	Chicago White Sox
	Brian Snyder, P	7	Seattle Mariners
	Bill Schroeder, C	8	Milwaukee Brewers
	Tony Masone, OF	10	Cincinnati Reds
	Len Bradley, P	*10	Cleveland Indians
	David Buffamoyer, C	13	New York Yankees
	Todd Freeman, 3B	FA	Milwaukee Brewers
	Pete Khoury, OF	FA	New York Yankees
1980	Robbie Allen, SS	\$1	Los Angeles Dodgers
	Mike Brown, P	2	Boston Red Sox
	Tim Teufel, 2B	2	Minnesota Twins
	Robbie Allen, SS	*#4	Los Angeles Dodgers
	Len Bradley, P	5	Chicago White Sox
	Neil Simons, OF	14	Houston Astros
	Billy Weems, OF	20	Houston Astros
	Bobby Kenyon, P	25	Los Angeles Dodgers
1981	Danny Sheaffer, C	#1	Boston Red Sox
	Glenn Gallagher, OF	3	Toronto Blue Jays
	Greg Guin, 1B	12	Saint Louis Cardinals
1982	Jimmy Key, P	3	Toronto Blue Jays
	Ricky Hester, OF	*\$4	Cleveland Indians
	Mark Davidson, OF	11	Minnesota Twins
	Jeff Gilbert, P	*32	San Francisco Giants
	Coe Brier, C	FA	Minnesota Twins
1983	Jeff Gilbert, P	10	Milwaukee Brewers
	Ricky Hester, SS	25	Texas Rangers
	Scott Parrish, P	*26	Los Angeles Dodgers
1984	Brooks Shumake, 3B	5	Cincinnati Reds
	Scott Powers, SS	17	Atlanta Braves
	Scott Parrish, P	21	Oakland Athletics
	Tim Rice, P	22	Chicago Cubs
1985	John Pawlowski, P	6	Chicago White Sox
	Jim McCollom, C	9	California Angels
	George Stone, P	18	Chicago White Sox
	Tommy Smith, 1B	23	San Francisco Giants
1987	Bill Spiers, SS	1	Milwaukee Brewers
	Bert Heffernan, C	*9	Texas Rangers
	Chuck Baldwin, 2B	11	Cleveland Indians
	Steve Baucom, 2B	25	Toronto Blue Jays
	Ray Williams, OF	FA	Seattle Mariners

1988	Bert Heffernan, C	9	Milwaukee Brewers
	Jerry Brooks, 3B	12	Los Angeles Dodgers
	Mike Pomeranz, P	13	Minnesota Twins
	Brian Barnes, P	*25	Baltimore Orioles
	Randy Mazey, OF	28	Cleveland Indians
	Burke Fairley, OF	FA	Chicago Cubs
	Phillip Lowery, P	FA	Atlanta Braves
1989	Mike Milchin, P	2	Saint Louis Cardinals
	Brian Barnes, P	4	Montreal Expos
	Mike Couture, C	*12	California Angels
	Alan Botkin, P	23	Saint Louis Cardinals
	Henry Threadgill, 2B	34	California Angels
	Rusty Charpia, SS	38	Milwaukee Brewers
1990	Tim Parker, P	3	Chicago Cubs
	Brian Kowitz, OF	9	Atlanta Braves
	Ron Frazier, P	12	New York Yankees
	Brian Faw, P	17	New York Yankees
	David Tripp, P	*25	Oakland Athletics
	Mike Couture, C	28	Milwaukee Brewers
	Tim Rigsby, SS	FA	Cleveland Indians
1991	Joe DeBerry, 1B	3	Cincinnati Reds
	Jim Crowley, 2B	11	Boston Red Sox
	Todd Stefan, SS	FA	Chicago Cubs
1992	Scott Miller, P	3	Oakland Athletics
	Jason Angel, P	5	Cincinnati Reds
	Paxton Briley, P	5	California Angels
	Ted Corbin, SS	21	Minnesota Twins
	Kevin Northrup, OF	31	Montreal Expos
	Aaron Jersild, P	43	Toronto Blue Jays
	Mike Lockhart, C	FA	Cleveland Indians
1993	Keith Williams, OF	7	San Francisco Giants
	Billy McMillon, OF	8	Florida Marlins
	Chris Carter, C	30	Milwaukee Brewers
	Chad Phillips, P	*41	Florida Marlins
1994	Andy Taulbee, P	2	San Francisco Giants
	Mike Hampton, 3B	4	Cincinnati Reds
	Scott Winchester, P	*16	Detroit Tigers
	Mike Holtz, P	17	California Angels
1995	David Miller, 1B	1	Cleveland Indians
	Shane Monahan, OF	2	Seattle Mariners
	Seth Brizek, SS	8	Seattle Mariners
	Mark Watson, P	*8	Florida Marlins
	Jason Dawsey, P	10	Milwaukee Brewers
	Jeff Sauve, P	11	Boston Red Sox
	Scott Winchester, P	14	Cleveland Indians



Bert Heffernan played with the Mariners in the 1992 season after being selected by the Brewers in the ninth round of the 1988 draft.



Doug Kingsmore, who was the first Tiger in history to hit 10 home runs in a season, was a free-agent signee of the Orioles in 1954.

1996	Kris Benson, P	1	Pittsburgh Pirates
	Billy Koch, P	1	Toronto Blue Jays
	David Shepard, P	3	Cincinnati Reds
	Ken Vining, P	4	San Francisco Giants
	Brian Matz, P	9	Montreal Expos
	Paul Galloway, 3B	14	San Francisco Giants
	Doug Livingston, 2B	17	Colorado Rockies
	Gary Burnham, OF	*40	Oakland Athletics
1997	Matthew LeCroy, C	*1	Minnesota Twins
	Gary Burnham, OF	22	Philadelphia Phillies
1998	Matt Padgett, OF	5	Florida Marlins
	Matt White, P	15	Cleveland Indians
	Scott Clackum, P	FA	Florida Marlins
1999	Mike Paradis, P	1	Baltimore Orioles
	Chris Heck, P	5	San Diego Padres
	Brian Adams, P	*11	San Diego Padres
	Doug Roper, SS/P	26	Toronto Blue Jays
	Ryan Mottl, P	*27	Texas Rangers
	Kurt Bultmann, 2B	34	Pittsburgh Pirates
2000	Patrick Boyd, OF	*4	Pittsburgh Pirates
	Ryan Mottl, P	6	Cincinnati Reds
	Scott Berney, P	18	Colorado Rockies
	Mike Calitri, INF	FA	Cincinnati Reds
	Justin Lombardi, P	FA	Florida Marlins
	Henri Stanley, OF	FA	Houston Astros
	Justin Singleton, OF/INF	FA	Toronto Blue Jays
2001	Josh Cram, P	4	San Francisco Giants
	Patrick Boyd, OF	7	Texas Rangers
	Khalil Greene, SS	*14	Chicago Cubs
	Steve Reba, P	*16	Oakland A's
	Nick Glaser, P	FA	Philadelphia Phillies
	Ryan Riley, 2B	FA	Tampa Bay Devils
2002	Khalil Greene, SS	1	San Diego Padres
	Michael Johnson, 1B	2	San Diego Padres
	Jeff Baker, 3B	4	Colorado Rockies
	B.J. LaMura, P	5	Chicago White Sox
	Matt Henrie, P	7	Arizona Diamondbacks
	Jarrod Schmidt, OF	21	Cincinnati Reds
	Steve Reba, P	24	Colorado Rockies
	Ryan Childs, P	33	Baltimore Orioles
	Thomas Boozer, P	FA	Independent League
2003	Steven Jackson, P	*32	Cleveland Indians
	Kyle Frank, OF	FA	New York Yankees
	Paul Harrelson, P	FA	Colorado Rockies
	Steve Pyzik, C	FA	Atlanta Braves
	David Slevin, 2B	FA	New York Yankees
2004	Tyler Lumsden, P	*1	Chicago White Sox
	Collin Mahoney, P/C	4	Detroit Tigers
	Lou Santangelo, C	4	Houston Astros
	Brad McCann, 3B	6	Florida Marlins
	Steven Jackson, P	10	Arizona Diamondbacks
	Patrick Hogan, P	14	Florida Marlins
	Garrick Evans, OF	*25	Kansas City Royals
	Zane Green, OF	44	Chicago Cubs



Kris Benson (left), Matthew LeCroy (center), and Billy Koch (right) played for Team USA in the 1996 Olympic Games. All three were first-round draft picks and played in the Majors.

	Tony Sipp, OF/P	45	Cleveland Indians
	Russell Triplett, SS	FA	New York Mets
2005	Kris Harvey, DH/P	2	Florida Marlins
	Robert Rohrbaugh, P	7	Seattle Mariners
	Jeff Hahn, P	35	Detroit Tigers
	Adrian Casanova, C	*44	Detroit Tigers
	Drew Fiorenza, P	*45	Cleveland Indians
2006	Tyler Colvin, OF	1	Chicago Cubs
	Jason Berken, P	6	Baltimore Orioles
	Josh Cribb, P	8	Kansas City Royals
	Steve Richard, P	8	Seattle Mariners
	Andy D'Alessio, 1B	*10	Los Angeles Dodgers
	Stephen Faris, P	12	San Diego Padres
	Drew Fiorenza, P	15	Seattle Mariners
	Herman Demmink, 3B	28	Philadelphia Phillies
	Marquez Smith, INF	*35	Chicago Cubs
	Adrian Casanova, C	40	Detroit Tigers
2007	Daniel Moskos, P	1	Pittsburgh Pirates
	David Kopp, P	2	Saint Louis Cardinals

	Brad Chalk, OF	2	San Diego Padres
	Alan Farina, P	3	Toronto Blue Jays
	Stephen Clyne, P	3	New York Mets
	Marquez Smith, INF	8	Chicago Cubs
	Taylor Harbin, 2B/SS	8	Arizona Diamondbacks
	Doug Hogan, C	*16	Cleveland Indians
	Andy D'Alessio, 1B	19	San Francisco Giants
	P.J. Zocchi, P	36	Cleveland Indians
	Stan Widmann, SS	*39	Oakland Athletics

* - did not sign; \$ - secondary phase; # - drafted in January;
 ^ - supplemental pick between first and second rounds; Note:
 No draft prior to 1965; Major League players in **bold**.

First-Round Draft Picks

Year	Player	Pos.	Team
1968	John Curtis	LHP	Red Sox
1975	Denny Walling	OF	Athletics
1979	Mike Sullivan	RHP	Reds
1987	Bill Spiers	SS	Brewers
1995	David Miller	1B	Indians
1996	Kris Benson	RHP	Pirates
1996	Billy Koch	RHP	Jays
1997	Matthew LeCroy	C	Twins
1999	Mike Paradis	RHP	Orioles
2002	Khalil Greene	SS	Padres
2004	Tyler Lumsden	LHP	White Sox
2006	Tyler Colvin	OF	Cubs
2007	Daniel Moskos	LHP	Pirates

Highest Draft Picks

Year	Player	Pos.	Pick	Team
1996	Kris Benson	RHP	1	Pirates
1996	Billy Koch	RHP	4	Blue Jays
2007	Daniel Moskos	LHP	4	Pirates
1987	Bill Spiers	SS	13	Brewers
1999	Mike Paradis	RHP	13	Orioles
2002	Khalil Greene	SS	13	Padres
2006	Tyler Colvin	OF	13	Cubs
1979	Mike Sullivan	RHP	22	Reds
1995	David Miller	1B	23	Indians

Note: Major League players in **bold**.



Lefthanders Tyler Lumsden (left) and Daniel Moskos (right) were first-round draft picks in 2004 and 2007, respectively. Moskos was also the #4 overall pick of the 2007 draft.



2007 ACC Standings

Atlantic Division										
ACC						Overall				
Rk	Team	W	L	Pct	Home	Away	W	L	Pct	Home
1.	* Florida State	24	6	.800	12-3	12-3	49	13	.790	35-6
2.	* Clemson	18	12	.600	9-6	9-6	41	23	.641	25-11
3.	* N.C. State	16	14	.533	7-8	9-6	38	23	.623	24-8
4.	* Wake Forest	14	16	.467	8-7	6-9	34	29	.540	19-12
5.	Boston College ^o	12	17	.414	5-9	7-8	24	27	.471	11-10
6.	Maryland	7	23	.233	3-12	4-11	26	30	.464	17-14

Coastal Division										
ACC						Overall				
Rk	Team	W	L	Pct	Home	Away	W	L	Pct	Home
1.	* North Carolina [^]	21	9	.700	10-5	11-4	57	16	.781	36-8
2.	* Virginia	19	9	.679	9-5	10-4	45	16	.738	28-10
3.	* Miami (FL)	17	13	.567	9-6	8-7	37	24	.607	25-11
4.	Georgia Tech	15	14	.517	9-6	6-8	32	25	.561	21-10
5.	Duke	8	22	.267	6-9	2-13	29	25	.537	22-11
6.	Virginia Tech	7	23	.233	2-13	5-10	23	31	.426	11-16

* - NCAA Tournament participant; ^ - ACC Tournament champion; ^o - had one non-conference neutral tie

The Tradition

Consistency. It is the mark of true excellence in any endeavor. However, in today's intercollegiate athletics, competition has become so balanced and so competitive that it is virtually impossible to maintain a high level of consistency. Yet the Atlantic Coast Conference has defied the odds.

Now in its 55th year, the ACC has long enjoyed the reputation as one of the strongest and most competitive conferences in the nation. And that is not mere conjecture...the numbers support it.

Since the league's inception in 1953, ACC schools have captured 106 national championships, including 56 in women's competition and 50 in men's. In addition, NCAA individual titles have gone to ACC student-athletes 139 times in men's competition and 86 times in women's action.

Wake Forest won the ACC's first national baseball title during the 1954 season. One of the league's newest members, Miami (FL), has claimed four national baseball titles (1982,85,99,01) over the past 26 years.

Last year, the ACC tied the conference record with seven teams in NCAA Tournament play. It marked the fifth time in ACC history that at least six teams received a bid. Over the last 11 seasons, the current 12 ACC schools have made 72 NCAA Tournament appearances, winning 61 percent of their games (236-152) and making 17 trips to the College World Series.

For the first time in league history, the ACC sent four teams to the 2006 College World Series. The ACC joined the SEC as the nation's only two conferences to have four teams represented in the eight-team field, as Clemson, Georgia Tech, Miami, and North Carolina all advanced to Omaha. It marked only the third time in the 60 years of the College World Series that that feat occurred.

The 2006 ACC baseball postseason was one for the recordbooks. The ACC finished with the most wins (31) and highest winning percentage (67.4) among the 29 other conferences competing in the 2006 NCAA Tournament.

The ACC has consistently infused the Major Leagues with talented players. The 12 ACC schools have had 594 players selected in the draft since 1994, including 50 first-round picks. Last season, the ACC had a conference-record 63 student-athletes selected in the draft, including three in the first round, extending the ACC's streak of at least one student-athlete selected in the first round to 16 consecutive years. The Tigers led all schools for the second year in a row with 11 players picked in the 2007 draft.

The History

The ACC was founded on May 8, 1953 at the Sedgefield Inn near Greensboro, NC with seven charter members - Clemson, Duke, Maryland, North Carolina, N.C. State, South Carolina, and Wake Forest - drawing up the conference by-laws.

The withdrawal of seven institutions from the Southern Conference came early on the morning of May 8, 1953 during the Southern Conference's annual spring meeting. On June 14, 1953, the seven members met in Raleigh, NC, where a set of by-laws were adopted, and the name officially became the Atlantic Coast Conference.

Duke's Eddie Cameron recommended that the name of the conference be the Atlantic Coast Conference, and the motion was passed unanimously. The meeting concluded with each member institution assessed \$200 to pay for the league's expenses.

On December 4, 1953, ACC officials met again at the Sedgefield Inn and officially admitted Virginia as the ACC's eighth member. The first and only withdrawal of a school from the ACC came on June 30, 1971, when South Carolina tendered its resignation.

The ACC operated with seven members until April 3, 1978, when Georgia Tech was admitted. The ACC expanded to nine members on July 1, 1991 with the addition of Florida State.

Exactly 12 years later to the day, the ACC announced that Miami and Virginia Tech would join the conference for the 2004-05 academic year. A few months later, Boston College was admitted as the ACC's 12th member. The Eagles, formerly of the Big East Conference, began athletic competition in 2005-06.

School Affiliation History

- **Boston College** - Charter member of Big East Conference in 1979...joined the ACC in July, 2005.
- **Clemson** - Charter member of Southern Intercollegiate Athletic Association in 1894...charter member of Southern Conference in 1921...charter member of ACC in 1953.
- **Duke** - Joined Southern Conference in December, 1928...charter member of ACC in 1953.
- **Florida State** - Charter member of Dixie Conference in 1948...joined Metro Conference in July, 1976...joined ACC in July, 1991.
- **Georgia Tech** - Charter member of Southern Intercollegiate Athletic Association in 1894...charter member of Southern Conference in 1921...charter member of SEC in 1932...joined ACC in April, 1978.
- **Maryland** - Charter member of Southern Conference in 1921...charter member of ACC in 1953.
- **Miami (FL)** - Charter member of Big East Football Conference in 1991...joined ACC in July, 2004.
- **North Carolina** - Charter member of Southern Intercollegiate Athletic Association in 1894...charter member of Southern Conference in 1921...charter member of ACC in 1953.
- **N.C. State** - Charter member of Southern Conference in 1921...charter member of ACC in 1953.
- **Virginia** - Charter member of Southern Intercollegiate Athletic Association in 1894...charter member of Southern Conference in 1921...resigned from Southern Conference in December, 1936...joined ACC in December, 1953.
- **Virginia Tech** - Charter member of Southern Conference in 1921...withdrew from Southern Conference in June, 1965...charter member of Big East Football Conference in 1991...joined ACC in July, 2004.
- **Wake Forest** - Joined Southern Conference in February, 1936...charter member of ACC in 1953.

2007 All-ACC Team

First Team

Pos.	Player	Team	Cl.
C	Buster Posey	Florida State	So.
C	Matt Wieters	Georgia Tech	Jr.
1B	Dustin Ackley	North Carolina	Fr.
2B	Tony Thomas, Jr.	Florida State	Jr.
SS	Mark Hallberg	Florida State	Jr.
SS	Josh Horton	North Carolina	Jr.
3B	Marquez Smith	Clemson	Sr.
3B	Jason Stidham	Florida State	Fr.
OF	Brandon Guyer	Virginia	Jr.
OF	Danny Payne	Georgia Tech	Jr.
OF	Jack Rye	Florida State	Jr.
DH/UT	Sean Doolittle	Virginia	Jr.
SP	Eric Erickson	Miami (FL)	Fr.
SP	Bryan Henry	Florida State	Sr.
SP	Jacob Thompson	Virginia	So.
RP	Andrew Carignan	North Carolina	Jr.

Second Team

Pos.	Player	Team	Cl.
C	Caleb Mangum	N.C. State	Sr.
1B	Yonder Alonso	Miami (FL)	So.
1B	Allan Dykstra	Wake Forest	So.
2B	David Adams	Virginia	So.
SS	Taylor Harbin	Clemson	Jr.
3B	Eric Campbell	Boston College	So.
OF	Brad Chalk	Clemson	Jr.
OF	Tim Fedoroff	North Carolina	Fr.
OF	Reid Fronk	North Carolina	Jr.
OF	Mark Gidea	Florida State	So.
DH/UT	Tim Federowicz	North Carolina	So.
SP	Tony Bajoczky	Duke	Sr.
SP	Daniel Moskos	Clemson	Jr.
SP	Eric Surkamp	N.C. State	So.
SP	Robert Woodard	North Carolina	Sr.
RP	Casey Lambert	Virginia	Sr.

Player-of-the-Year:	Tony Thomas, Jr.	Florida State
Pitcher-of-the-Year:	Bryan Henry	Florida State
Freshman-of-the-Year:	Dustin Ackley	North Carolina
Coach-of-the-Year:	Mike Martin	Florida State



Bowman Field

Clemson played its home games on Bowman Field in front of Tillman Hall during its first 19 seasons through 1915. It was also the venue during John Heisman's tenure as head coach (1901–03). Pictured left is one of Heisman's teams that played on Bowman Field. Today, the vast field is a haven for Clemson students.



Batting Records

Games

Season:	*75 Seth Brizek, 1994
	*75 Mike Hampton, 1994
	*75 Shane Monahan, 1994
Career:	272 Khalil Greene, 1999-02

At-Bats

Game:	*9 Tony Masone at N.C. State, Apr. 6, 1979
	*9 Bert Heffernan vs. Fordham, May 26, 1988 (19 innings)
Season:	*330 Shane Monahan, 1994
Career:	*1,069 Khalil Greene, 1999-02

Hits

Inning:	*3 Robert Bonnette at N.C. State (9th), Apr. 6, 1979
Game:	6 Joey Taylor vs. South Carolina, May 8, 1962
	6 Neil Simons vs. Georgia, Feb. 27, 1980
	6 Greg Guin at Georgia, Apr. 8, 1981
	6 Bob Paulling vs. Georgia Tech, Apr. 17, 1983
	6 Bert Heffernan vs. Auburn, Mar. 25, 1987
	6 Jerry Brooks vs. Charlotte, Feb. 24, 1988
	6 Chad Phillips vs. Maryland, Mar. 15, 1992
	6 Brad McCann vs. College of Charleston, May 12, 2004
Consecutive:	9 Bob Paulling vs. Georgia Tech (6) and Virginia (3), Apr. 17-20, 1983
Hitting Streak:	*41 Rusty Adkins, 1965,66
Season:	*137 Shane Monahan, 1994
Career:	*403 Khalil Greene, 1999-02

Doubles

Game:	3 Joey Taylor vs. South Carolina, May 8, 1962
	3 Pat Fitzsimmons vs. Wake Forest, Apr. 26, 1975
	3 Dave Caldwell vs. Arizona State, Jun. 10, 1977
	3 Tim Teufel vs. Western Carolina, Feb. 28, 1980
	3 Bert Heffernan vs. Auburn, Mar. 25, 1987
	3 Mike Couture at Coastal Carolina, Feb. 18, 1989
	3 Mike Lockhart vs. Davidson, Apr. 3, 1989
	3 Khalil Greene at Arkansas, May 29, 1999
	3 Khalil Greene at North Carolina, Apr. 1, 2000
	3 Russell Triplett at Old Dominion, Mar. 20, 2001
	3 Khalil Greene vs. South Carolina, Mar. 3, 2002
	3 Tyler Colvin vs. Florida State, May 3, 2004
	3 Tyler Colvin at N.C. State, Apr. 24, 2005
	3 Taylor Harbin vs. Miami (FL), May 21, 2005
	3 Marquez Smith vs. Florida State, May 12, 2006
Season:	33 Khalil Greene, 2002
Career:	*^95 Khalil Greene, 1999-02

Triples

Game:	*2 by many
Season:	11 Bill Spiers, 1987
Career:	21 Shane Monahan, 1993-95

Home Runs

Inning:	*2 Brooks Shumake vs. Maryland, Apr. 15, 1982 (1st)
	*2 Chuck Baldwin vs. Maryland, Mar. 27, 1986 (1st)
	*2 Kyle Frank at Maryland, Apr. 20, 2003 (2nd)
Game:	3 Ray Mathews vs. Furman, May 1, 1950
	3 Bill Barnett vs. Furman, Apr. 22, 1953 (14 innings)
	3 Jack McCall vs. Georgia Tech, Apr. 14, 1964
	3 Denny Walling at Wake Forest, Apr. 19, 1975
	3 Neil Simons at N.C. State, Apr. 7, 1979
	3 Bob Paulling at Georgia, Apr. 6, 1983
	3 Steve Baucom at Charlotte, Mar. 31, 1987
	3 Chuck Baldwin at Maryland, May 5, 1987
	3 Shane Monahan at N.C. State, Apr. 11, 1993
	3 Jeff Baker vs. Winthrop, Apr. 3, 2002
	3 Taylor Harbin at N.C. State, Apr. 23, 2005
Season:	27 Khalil Greene, 2002
Career:	59 Jeff Baker, 2000-02
	59 Andy D'Alessio, 2004-07

Extra Base Hits

Game:	5 Joey Taylor vs. South Carolina, May 8, 1962 (3 doubles, 2 home runs)
Season:	61 Khalil Greene, 2002 (33 doubles, 1 triple, 27 home runs)
Career:	154 Khalil Greene, 1999-02 (95 doubles, 7 triples, 52 home runs)

RBIs

Game:	10 Ray Mathews vs. Furman, May 1, 1950
	10 Neil Simons at N.C. State, Apr. 6, 1979
	10 Jerry Brooks vs. Charlotte, Feb. 24, 1988
Season:	91 Khalil Greene, 2002
Career:	276 Khalil Greene, 1999-02



Tyler Colvin became one of only two Tigers in history to hit three doubles in a game on multiple occasions when he did so against Florida State in 2004 and N.C. State in 2005.

Batting Average

Season:	.485 Dude Buchanan, 1941 (33 H, 68 AB) (min. 50 AB)
	.470 Khalil Greene, 2002 (134 H, 285 AB) (min. 100 AB)
	.470 Khalil Greene, 2002 (134 H, 285 AB) (min. 150 AB)
Career:	.421 Denny Walling, 1975 (59 H, 140 AB) (min. 100 AB)
	.402 Dude Buchanan, 1939-41 (74 H, 184 AB) (min. 50 AB)
	.394 Shane Monahan, 1993-95 (337 H, 856 AB) (min. 500 AB)
	.394 Shane Monahan, 1993-95 (337 H, 856 AB) (min. 700 AB)

Slugging Percentage

Season:	.877 Khalil Greene, 2002 (250 TB, 285 AB) (min. 50 AB, 100 AB, & 150 AB)
Career:	.807 Denny Walling, 1975 (113 TB, 140 AB) (min. 100 AB)
	.668 Tim Teufel, 1979,80 (244 TB, 365 AB) (min. 300 AB)
	.636 Michael Johnson, 2000-03 (509 TB, 800 AB) (min. 500 AB)

Total Bases

Game:	16 Taylor Harbin at N.C. State, Apr. 23, 2005 (1 1B, 1 3B, 3 HR)
Season:	*250 Khalil Greene, 2002 (73 1B, 33 2B, 1 3B, 27 HR)
Career:	668 Khalil Greene, 1999-02 (249 1B, 95 2B, 7 3B, 52 HR)

Runs Scored

Game:	*7 Dave Buffamoyer at N.C. State, Apr. 6, 1979
Season:	97 Shane Monahan, 1994
Career:	285 Bert Heffernan, 1982-85

Stolen Bases

Game:	5 Fred Knoebel vs. Furman, Apr. 26, 1950
	*5 Mike Couture vs. N.C. State, May 6, 1989
Season:	47 Henry Threadgill, 1989 (54 attempts)
	47 Kevin Northrup, 1992 (55 attempts)
Career:	85 Henry Threadgill, 1986-89 (102 attempts)
	85 Mike Couture, 1987-90 (107 attempts)

Sacrifice Bunts

Game:	2 by many
Season:	21 Brad Chalk, 2006
Career:	40 Brad Chalk, 2005-07

Sacrifice Flies

Game:	2 by many
Season:	11 Keith Williams, 1993
Career:	*20 Matthew LeCroy, 1995-97
	*20 Khalil Greene, 1999-02

Hit-By-Pitch

Game:	3 Khalil Greene vs. New York Tech, Mar. 30, 2001
Season:	21 Khalil Greene, 2001
Career:	58 Khalil Greene, 1999-02

Walks

Game:	5 by many
Season:	64 Jason Harris, 1999
	64 Henri Stanley, 1999
Career:	207 Bert Heffernan, 1985-88

Walks Per At Bat

Season:	1/2.93 Brian Ellis, 1998
Career:	1/3.85 Kurt Seibert, 1974-76

* - ACC record; ^ - NCAA record

Pitching Records



Games	
Season:	33 Scott Winchester, 1995
	33 Nick Glaser, 2000
	33 Daniel Moskos, 2006
Career:	98 Matt Additon, 1997-00

Starts	
Season:	19 Brian Barnes, 1988
	19 Brian Barnes, 1989
	19 Jason Dawsey, 1995
	19 Kris Benson, 1996
	19 Ryan Mottl, 2000
	19 Steve Reba, 2002
Career:	68 Ryan Mottl, 1997-00

Complete Games	
Season:	11 Chuck Porter, 1976
Career:	26 Rusty Gerhardt, 1969-72

Shutouts	
Season:	*4 Ron Musselman, 1976
	*4 Kris Benson, 1996
Career:	6 Ron Musselman, 1976,77

Wins	
Season:	*16 Brian Barnes, 1989
Consecutive:	15 Kris Benson, 1995,96
	12 Chuck Porter, 1976
	12 Ron Musselman, 1977
	12 Jason Angel, 1991
Career:	*44 Brian Barnes, 1986-89

Winning Percentage	
Season:	1.000 Chuck Porter, 1976 (12-0)
Career:	.944 Mike Kimbrell, 1988-91 (17-1)

Innings Pitched	
Game:	*16.0 Chuck Porter vs. Virginia, Apr. 19, 1974
Season:	156.0 Kris Benson, 1996
Career:	*475.1 Brian Barnes, 1986-89

ERA	
Season:	0.79 Billy O'Dell, 1954 (8 ER, 91.1 IP)
Career:	1.51 Billy O'Dell, 1952-54 (37 ER, 219.2 IP) (min. 100 IP)

Strikeouts	
Game:	21 Billy O'Dell vs. South Carolina, Apr. 4, 1952



Righthanders Charlie Watson (left) and Nelson Gibson (right) teamed up for the only combined no-hitter in school history in Clemson's 3-0 win at Georgia Tech on May 6, 1967.

20 Joe Hazle at The Citadel, Apr. 18, 1947	13.4 Billy O'Dell, 1953 (108 K, 72.1 IP) (min. 50 IP)
18 Billy O'Dell vs. Furman, Apr. 23, 1952	Career: 12.3 Billy O'Dell, 1952-54 (300 K, 219.2 IP) (min. 100 IP)
18 Brian Barnes vs. Appalachian State, Mar. 6, 1988	
18 Brian Barnes vs. Old Dominion, Mar. 7, 1989	Strikeout-to-Walk Ratio
17 Harold Stowe vs. Florida, Jun. 9, 1958	Season: 7.56 Kris Benson, 1996 (204 K, 27 BB)
17 Damon Vincent vs. Wake Forest, May 14, 1962	Career: 4.51 Kris Benson, 1994-96 (356 K, 79 BB)
17 Brian Barnes vs. South Carolina, Mar. 31, 1989	
17 Brian Barnes vs. Wake Forest, Mar. 19, 1989	Fewest Hits Per Nine Innings Pitched
17 Kris Benson vs. Virginia Tech, Mar. 10, 1996	Season: 3.11 Billy O'Dell, 1953 (25 H, 72.1 IP)
Season: *208 Brian Barnes, 1989	Career: 5.29 Billy O'Dell, 1952-54 (129 H, 219.2 IP)
Career: *513 Brian Barnes, 1986-89	

Strikeouts Per Nine Innings Pitched	
Game:	21.0 Billy O'Dell vs. South Carolina, Apr. 4, 1952

Season:	13.4 Billy O'Dell, 1953 (108 K, 72.1 IP) (min. 50 IP)
Career:	12.3 Billy O'Dell, 1952-54 (300 K, 219.2 IP) (min. 100 IP)

Strikeout-to-Walk Ratio	
Season:	7.56 Kris Benson, 1996 (204 K, 27 BB)
Career:	4.51 Kris Benson, 1994-96 (356 K, 79 BB)

Fewest Hits Per Nine Innings Pitched	
Season:	3.11 Billy O'Dell, 1953 (25 H, 72.1 IP)
Career:	5.29 Billy O'Dell, 1952-54 (129 H, 219.2 IP)

Fewest Walks Per Nine Innings Pitched	
Season:	1.17 Phillip Lowery, 1987 (7 BB, 53.2 IP)
Career:	1.71 Phillip Lowery, 1986-88 (32 BB, 168.2 IP)

Saves	
Season:	15 Nick Glaser, 2000
Career:	34 Scott Winchester, 1993-95

Batters Faced	
Season:	606 Kris Benson, 1996
Career:	2,052 Brian Barnes, 1986-89

* - ACC record



Kris Benson (left), Billy Koch (center), and Ken Vining (right), all of who went on to play in the Major Leagues, formed the most dominant rotation in Clemson history during the 1996 season. Benson holds the single-season school record for strikeout-to-walk ratio (7.56).

No-Hitters

Date	Player(s)	Opponent	Score
4-12-1913	Doc Ezell	Erskine	5-0
4-29-1916	Elmer Long	Virginia Military	2-0
4-17-1924	Lefty Smith	South Carolina	6-0
3-29-1946	Joe Landrum	Erskine	6-0
5-8-1953	Billy O'Dell	South Carolina	2-0
5-6-1967	Nelson Gibson Charlie Watson	Georgia Tech	3-0
4-17-1971	Dave Van Volkenburg	# Florida State	11-0
3-16-1973	Lindsay Graham	^ Maryland	3-0
4-17-1976	Ron Musselman	Virginia	9-0
3-17-1977	Brian Snyder	North Carolina-Wilmington	8-0
3-10-1980	Mike Brown	*# North Carolina-Wilmington	2-0
3-5-1982	Jeff Gilbert	Western Carolina	5-0
3-6-1984	Scott Parrish	# The Citadel	6-0

* - perfect game; # - seven-inning game; ^ - eight-inning game





Yearly Batting & Fielding

Year	W-L-T	G	AB	R	H	2B	3B	HR	TB	RBI	SH	SF	HP	SB	BB	SO	BA	Sig%	PO	A	E	DP	FLD%
1939	10-7	17	539	85	140	20	7	8	198	52	---	---	---	18	---	---	.259	.367	445	185	45	9	.933
1940	11-2-2	15	499	141	139	14	13	5	194	---	---	---	---	16	---	---	.279	.389	401	177	56	8	.912
1941	10-6	16	598	139	173	27	8	16	264	107	---	---	---	21	---	---	.289	.441	417	180	45	11	.930
1942	8-8	16	611	130	190	21	7	9	252	---	---	---	---	31	71	62	.311	.412	439	157	63	11	.904
1943	12-3	15	512	168	168	22	11	14	254	---	---	---	---	50	---	---	.328	.496	397	165	46	8	.924
1944	----- No Team -----																						
1945	7-5	12	402	81	83	9	3	4	110	---	---	---	---	15	61	67	.206	.274	295	127	38	4	.917
1946	12-5	17	639	125	166	23	9	5	222	85	---	---	---	15	79	90	.260	.347	476	235	65	5	.916
1947	24-5	29	975	244	252	48	11	15	367	157	---	---	---	40	155	123	.258	.376	---	---	78	---	---
1948	14-12-1	27	968	148	241	33	9	20	352	114	---	---	---	51	72	144	.249	.364	---	---	79	---	---
1949	11-12	23	895	180	276	47	13	27	430	155	---	---	---	24	---	---	.308	.480	---	---	65	---	---
1950	20-11	31	1162	277	340	45	13	32	507	235	---	---	---	92	---	---	.293	.436	---	---	83	---	---
1951	16-6	22	758	177	215	33	9	15	311	116	---	---	---	75	98	60	.284	.410	---	---	57	---	---
1952	10-12	22	669	145	191	37	5	16	286	133	2	---	---	8	92	83	.286	.428	---	---	75	---	---
1953	11-6	17	583	111	153	30	6	13	234	94	10	---	6	15	56	98	.263	.401	440	161	57	5	.913
1954	14-10	24	824	155	210	23	12	25	332	130	14	---	10	38	126	121	.255	.403	624	231	66	13	.928
1955	7-11	18	627	100	176	28	6	13	255	80	5	---	8	9	75	101	.281	.407	464	189	66	10	.908
1956	4-14	18	625	104	152	13	8	19	238	93	11	---	---	8	---	---	.243	.381	478	178	68	7	.897
1957	6-12	18	602	70	131	15	5	5	173	57	3	1	---	5	68	109	.216	.287	465	183	48	---	.931
1958	22-8	30	1057	211	289	47	10	13	395	181	18	12	---	18	133	170	.273	.374	795	313	71	18	.940
1959	24-8	32	1107	223	302	38	22	17	435	184	12	15	12	45	191	173	.273	.393	860	308	70	21	.940
1960	11-10-1	22	786	152	228	32	15	20	350	132	6	11	14	23	111	107	.290	.445	583	262	55	28	.939
1961	12-11	23	793	182	230	40	8	16	334	161	4	14	17	11	154	154	.290	.421	577	245	50	17	.943
1962	17-8	25	905	215	282	42	7	49	458	182	6	7	8	21	130	141	.313	.508	645	321	43	29	.957
1963	15-11	26	953	185	269	34	14	22	397	160	8	9	8	27	140	143	.282	.417	694	271	57	29	.944
1964	13-13	26	903	174	251	34	15	26	393	151	6	11	15	13	126	170	.278	.435	692	306	48	12	.954
1965	18-10-2	30	1028	190	298	51	16	26	459	166	8	15	9	24	122	166	.289	.446	771	295	62	22	.945
1966	20-7-2	29	1048	264	336	49	18	35	526	230	2	15	13	36	159	169	.321	.502	764	309	47	30	.958
1967	29-9	38	1269	206	335	55	17	20	484	178	7	14	14	42	168	224	.264	.381	1005	387	55	35	.962
1968	27-14	41	1243	189	291	39	15	21	423	158	7	8	24	24	169	255	.234	.340	976	433	76	33	.949
1969	27-17-2	46	1495	332	427	60	25	43	666	275	8	17	11	44	256	277	.286	.455	1104	428	90	43	.945
1970	32-16	48	1447	243	364	54	31	21	543	197	22	16	28	47	214	251	.252	.371	1145	456	81	29	.952
1971	27-14	41	1357	199	343	52	20	18	489	168	11	11	15	30	201	275	.253	.360	1068	399	84	21	.946
1972	19-14	33	1079	161	282	42	14	17	403	140	15	5	21	19	141	214	.261	.374	827	346	55	20	.955
1973	24-16	40	1254	200	325	46	14	29	486	180	12	11	15	20	160	175	.259	.388	987	397	68	31	.953
1974	23-15	38	1355	254	393	72	16	26	575	228	10	18	18	31	203	163	.290	.424	1018	480	87	45	.945
1975	33-10	43	1422	306	405	75	14	32	604	257	6	21	16	88	226	209	.285	.425	1095	417	61	32	.961
1976	36-15	51	1802	327	496	79	28	39	748	288	16	27	32	50	267	240	.275	.415	1394	602	68	68	.967
1977	42-10	52	1776	403	548	99	22	43	820	345	20	24	15	75	307	222	.309	.462	1340	583	66	60	.967
1978	39-14	53	1699	378	504	93	23	43	772	320	29	12	10	143	294	217	.297	.454	1300	561	84	30	.957
1979	40-15	55	1906	457	586	104	20	82	976	412	20	22	11	102	293	233	.307	.512	1415	552	104	31	.950
1980	38-21	59	1996	384	581	104	19	46	861	348	13	17	23	117	287	196	.291	.431	1540	688	106	49	.955
1981	34-24	58	2098	405	601	129	18	57	937	365	11	28	12	73	290	325	.287	.447	1550	701	107	48	.955
1982	37-22	59	2133	482	637	129	18	64	994	415	5	22	16	103	334	302	.299	.466	1559	730	101	54	.958
1983	30-20-1	51	1756	331	505	88	14	44	753	294	11	17	17	92	243	294	.288	.429	1320	613	85	53	.958
1984	38-17	55	1856	384	539	86	20	48	809	342	15	26	21	78	297	331	.290	.436	1425	673	90	61	.959
1985	36-30-1	67	2333	469	719	131	25	77	1131	418	15	39	45	114	298	369	.308	.485	1704	777	135	60	.948
1986	42-21	63	2384	550	771	146	39	80	1235	490	4	32	19	129	323	301	.323	.518	1696	780	113	70	.956
1987	54-14-1	69	2408	580	770	140	33	66	1174	516	6	38	29	123	318	337	.320	.488	1769	787	96	74	.964
1988	54-14	68	2398	564	757	160	24	82	1208	477	3	37	41	188	304	325	.316	.504	1795	742	98	65	.963
1989	50-20	70	2406	503	679	143	26	57	1046	453	14	38	41	163	397	446	.282	.435	1875	702	109	59	.959
1990	43-23	66	2287	524	696	120	27	75	1095	459	16	37	42	119	310	379	.304	.479	1709	697	99	46	.960
1991	60 -10	70	2562	698	874	189	33	111	1462	622	23	46	40	94	382	455	.341	.571	1847	790	117	61	.958
1992	50-14	64	2240	481	687	135	27	35	981	411	27	27	38	131	303	307	.307	.438	1701	717	89	56	.964
1993	45-20	65	2302	482	719	143	29	54	1082	419	20	41	49	71	258	355	.312	.470	1723	713	113	58	.956
1994	57-18	75	2639	514	774	145	27	48	1117	441	28	40	67	115	386	394	.293	.423	2067	818	117	60	.961
1995	54-14	68	2419	570	767	143	31	75	1197	481	35	31	57	88	344	405	.317	.495	1830	751	96	81	.964
1996	51-17	68	2320	473	682	145	17	64	1050	427	36	37	54	63	364	452	.294	.453	1847	748	95	51	.965
1997	41-23	64	2310	565	725	141	11	95	1173	509	18	28	59	51	369	426	.314	.508	1705	697	100	56	.960
1998	43-16	59	2102	529	686	133	16	64	1043	473	36	30	36	82	388	407	.326	.496	1589	703	83	41	.965
1999	42-27	69	2436	612	746	169	11	72	1153	550	36	31	47	121	463	507	.306	.473	1843	778	100	75	.963
2000	51-18	69	2387	516	725	141	28	37	1033	458	47	26	65	112	319	432	.304	.433	1852	801	86	62	.969
2001	41-22	63	2276	486	694	138	11	85	1109	439	38	28	69	97	239	379	.305	.487	1691	719	79	55	.968
2002	54-17	71	2535	581	821	157	18	112	1350	522	26	23	67	91	322	447	.324	.533	1907	826	82	78	.971
2003	39-22</																						

Yearly Pitching



Year	W-L	Saves	CG	SHO	IP	H	H/9 IP	R	ER	ERA	SO	SO/9 IP	BB	SO/BB
1953	11-6	---	7	3	149.0	93	5.62	79	39	2.36	159	9.60	77	2.06
1954	14-10	---	14	3	207.0	183	7.96	112	67	2.91	178	7.96	83	2.14
1955	7-11	---	9	0	160.0	---	---	---	---	---	113	6.62	75	1.51
1956	4-14	---	8	0	163.0	182	10.05	94	94	5.20	97	5.36	113	0.86
1957	6-12	---	9	1	155.0	157	9.12	91	75	4.35	91	5.28	58	1.57
1958	22-8	---	13	0	265.0	255	8.66	146	109	3.69	223	7.57	130	1.72
1959	24-8	---	9	3	286.2	195	6.12	111	76	2.39	276	8.67	122	2.26
1960	11-10-1	---	4	2	194.0	196	9.14	118	85	3.94	116	5.38	84	1.38
1961	12-11	---	10	1	192.1	187	8.76	134	100	4.68	129	6.04	126	1.02
1962	17-8	---	10	1	215.0	220	9.21	143	111	4.65	140	5.86	123	1.14
1963	15-9	---	5	0	231.1	226	8.79	161	113	4.40	181	7.04	138	1.31
1964	13-13	---	11	1	230.2	222	8.66	144	98	3.82	159	6.20	109	1.46
1965	18-10-2	---	11	4	257.0	220	7.70	125	88	3.08	238	8.33	131	1.82
1966	20-7-2	---	5	2	254.2	216	7.63	142	107	3.78	203	7.17	157	1.29
1967	29-9	---	8	7	335.0	244	6.56	103	78	2.16	268	7.20	135	1.99
1968	27-14	---	15	6	325.1	258	6.34	140	89	2.46	238	6.58	131	1.82
1969	27-12-2	---	14	2	368.0	332	8.12	232	176	4.30	293	7.17	227	1.29
1970	36-12	---	17	5	381.2	297	7.00	161	120	2.83	288	6.79	197	1.46
1971	27-14	---	12	4	356.0	295	7.46	154	117	2.96	307	7.76	142	2.16
1972	19-14	---	12	8	275.2	230	7.51	114	89	2.91	184	6.00	126	1.46
1973	24-16	8	8	6	329.0	262	7.17	167	126	3.45	242	6.62	168	1.44
1974	23-15	4	12	5	339.1	293	7.77	156	111	2.94	183	4.85	166	1.10
1975	33-10	13	14	4	365.0	277	6.83	133	100	2.47	253	6.24	183	1.38
1976	36-15	9	27	7	464.2	401	7.77	213	163	3.16	303	5.87	177	1.71
1977	42-10	13	19	11	446.2	409	8.24	209	166	3.34	309	6.23	210	1.47
1978	39-14	10	20	5	433.1	405	8.41	215	166	3.45	307	6.38	166	1.85
1979	40-15	10	14	5	471.2	437	8.34	255	184	3.51	353	6.74	203	1.74
1980	38-21	12	15	9	513.1	442	7.75	254	197	3.45	340	5.96	219	1.55
1981	34-24	9	15	4	516.2	537	9.35	328	265	4.62	255	4.44	237	1.08
1982	37-22	10	16	5	519.2	530	9.18	281	220	3.81	284	4.92	219	1.30
1983	30-20-1	11	4	5	440.0	387	7.92	223	170	3.48	251	5.13	221	1.14
1984	38-17	9	14	6	475.0	418	7.92	209	158	2.99	289	5.48	192	1.51
1985	36-30-1	10	18	4	567.2	639	10.13	426	329	5.18	337	5.34	317	1.06
1986	42-21	12	6	1	565.1	568	9.04	374	300	4.78	299	4.76	317	0.94
1987	54-14-1	16	17	6	589.2	570	8.67	315	248	3.79	399	6.09	290	1.38
1988	54-14	19	12	3	598.1	545	8.20	307	246	3.70	489	7.36	261	1.87
1989	50-20	17	12	6	625.0	531	7.65	293	224	3.22	626	9.01	297	2.11
1990	43-23	10	11	4	569.0	537	8.49	320	260	4.11	480	7.59	267	1.80
1991	60 -10	12	9	4	615.2	577	8.43	313	251	3.67	480	7.01	262	1.83
1992	50-14	14	6	8	567.1	484	7.68	222	180	2.86	463	7.34	221	2.10
1993	45-20	15	4	1	574.1	603	9.45	332	265	4.15	450	7.05	223	2.02
1994	57-18	18	3	3	689.0	649	8.48	346	265	3.46	626	8.18	249	2.51
1995	54-14	17	4	8	610.0	504	7.43	287	219	3.23	591	8.72	242	2.44
1996	51-17	10	12	10	615.2	494	7.22	254	207	3.03	663	9.69	210	3.16
1997	41-23	12	5	1	568.1	701	11.10	475	401	6.35	474	7.51	295	1.61
1998	43-16	12	2	3	531.0	501	8.49	302	252	4.27	465	7.88	222	2.09
1999	42-27	9	1	1	614.1	726	10.64	480	397	5.82	538	7.88	318	1.69
2000	51-18	21	3	6	617.1	618	9.01	323	274	3.99	438	6.39	257	1.70
2001	41-22	10	3	5	563.2	584	9.34	319	259	4.14	482	7.71	212	2.27
2002	54-17	26	1	4	635.2	652	9.23	350	296	4.19	520	7.36	236	2.20
2003	39-22	11	1	5	542.0	567	9.42	325	255	4.23	410	6.81	210	1.95
2004	39-26	15	1	3	580.1	592	9.18	330	283	4.39	525	8.14	221	2.38
2005	43-23	9	6	4	587.2	608	9.31	298	257	3.94	500	7.66	223	2.24
2006	53-16	17	2	6	615.0	558	8.17	277	223	3.26	550	8.05	211	2.61
2007	41-23	12	1	4	572.1	575	9.04	292	237	3.73	525	8.26	229	2.29

Note: **Bolded** figures denote Clemson single-season high.



Pictured left are (from left to right) N.G. Bates, Leonard Humphries, Bubba Free, and Gene Compton. They were members of the 1953 pitching staff that still holds the Clemson record for fewest hits allowed per nine innings pitched (5.62) in a season. That pitching staff also had a 2.36 ERA and 159 strikeouts in 149.0 innings pitched.



Team Records

Batting

At-Bats

Inning:	*22	vs. N.C. State, Apr. 6, 1979 (9th)
Game:	*73	vs. Fordham, May 26, 1988 (19 innings)
Both Teams:	135	vs. Fordham, May 26, 1988 (Clemson 70, Fordham 65) (19 innings)
	125	vs. Georgia Southern, Apr. 21, 1996 (Georgia Southern 64, Clemson 61) (18 innings)
Season:	*2,639	1994

Hits

Inning:	12	at N.C. State, Apr. 6, 1979 (9th)
	12	vs. Maryland, Mar. 21, 1998 (3rd)
Game:	29	vs. Auburn, May 8, 1982
Both Teams:	48	vs. Auburn, May 8, 1982 (Clemson 29, Auburn 19)
Season:	*874	1991

Doubles

Game:	10	vs. Coastal Carolina, Feb. 18, 1989
Both Teams:	12	vs. Auburn, May 8, 1982 (Clemson 7, Auburn 5)
Season:	*189	1991

Triples

Game:	*5	vs. Duke, Apr. 6, 1986
Both Teams:	*7	vs. Howard, Apr. 8, 1978 (Clemson 4, Howard 3)
Season:	*39	1986

Home Runs

Inning:	*5	vs. South Carolina, May 8, 1962 (6th)
Game:	8	vs. South Carolina, May 8, 1962
Both Teams:	11	vs. South Carolina, May 8, 1962 (Clemson 8, South Carolina 3)
Season:	112	2002

RBIs

Game:	*37	at N.C. State, Apr. 6, 1979
Both Teams:	*52	vs. South Carolina, Apr. 23, 1997 (South Carolina 36, Clemson 16)
Season:	*622	1991

Batting Average

Game:	.522	vs. Georgia Southern, Mar. 12, 2002 (23 H, 44 AB)
Season:	.341	1991 (874 H, 2,562 AB)

Total Bases

Game:	56	vs. South Carolina, May 8, 1962 (12 1B, 6 2B, 8 HR)
Both Teams:	*94	vs. South Carolina, May 8, 1962 (22 1B, 11 2B, 2 3B, 11 HR)
Season:	*1,462	1991

Winning Streaks

Rk	WS	First Opponent	Score	Date	Ended By	Score	Date
1.	26	Columbus ⁽¹⁾	12-2	2-26-1977	South Carolina	1-2	3-28-1977
2.	25	Texas-Arlington	18-0	2-18-1995	South Carolina	2-4	3-28-1995
3.	21	Ohio State ⁽²⁾	4-3	3-26-1988	South Carolina	7-11	4-23-1988
4.	17	Eastern Kentucky ⁽¹⁾	7-0	2-16-1992	Maryland	9-10	3-15-1992
	17	Boston College ⁽²⁾	4-1	4-22-2006	+ Georgia Tech ⁽¹⁾	7-8	5-27-2006
6.	15	Charlotte	23-6	2-24-1988	% Brigham Young	2-9	3-15-1992
	15	Maine	7-3	2-23-1996	Duke ⁽¹⁾	4-7	3-16-1996
8.	14	Seton Hall	7-5	3-28-1989	Maryland ⁽¹⁾	4-5	4-16-1989
	14	Winthrop	5-4	3-4-2003	Western Carolina	5-9	3-25-2003
10.	13	Tennessee	6-3	5-9-1991	! Creighton	4-8	6-1-1991
	13	Auburn	7-4	2-22-2002	South Alabama	4-6	3-16-2002
	13	South Alabama	11-3	3-17-2002	N.C. State	0-3	4-6-2002

+ - Jacksonville, FL; % - Fresno, CA; ! - Omaha, NE

Runs Scored

Inning:	*19	vs. Maryland, Mar. 21, 1998 (3rd)
Game:	*41	at N.C. State, Apr. 6, 1979
Both Teams:	*54	vs. South Carolina, Apr. 23, 1997 (South Carolina 38, Clemson 16)
Season:	*698	1991

Highest Run Margin

Game:	+32	at N.C. State, Apr. 6, 1979 (41-9)
Season:	+385	1991 (698-313)
Per Game:	+5.5	1991

Lowest Run Margin

Game:	-23	at Georgia, Apr. 4, 1939 (27-4)
Season:	-70	1956 (172-102)
Per Game:	-3.5	1956

Stolen Bases

Game:	12	vs. The Citadel, Apr. 21, 1950
Season:	*188	1988
Per Game:	*2.8	1978

Pitching

Innings Pitched

Game:	19	vs. Fordham, May 26, 1988
Season:	*689.0	1994

Fewest Hits Allowed

Game:	0	vs. many (13) (last vs. The Citadel, Mar. 6, 1984)
Season:	93	1953
Per 9 IP:	5.62	1953 (93 H, 149.0 IP)

Fewest Runs Allowed

Game:	0	many times
Season:	79	1953
Per Game:	2.71	1967

Fewest Earned Runs Allowed

Game:	0	many times
Season:	39	1953
Per Game:	2.05	1967

Strikeouts

Game:	21	vs. South Carolina, Apr. 4, 1952
Season:	663	1996
Per 9 IP:	9.69	1996

Fewest Walks

Game:	0	many times
Season:	58	1957
Per 9 IP:	3.07	1996

Fielding

Errors

Game:	12	vs. Georgia, Apr. 6, 1946
Both Teams:	18	vs. Georgia, Apr. 6, 1946
Season:	135	1985

Fielding Percentage

Game:	1.000	many times
Season:	.972	2006 (73 errors, 2,652 chances)

Double Plays

Game:	*6	vs. New Orleans, May 21, 1989
	*6	vs. Georgia, Apr. 5, 1995
Both Teams:	8	vs. North Carolina-Wilmington, Feb. 27, 1988 (Clemson 4, North Carolina-Wilmington 4)
Season:	81	1995

Triple Plays

Game:	1	vs. many (last vs. George Mason, Feb. 26, 1995)
Season:	1	1955, 1971, 1995

Miscellaneous Single-Season Records

Games:	*75	1994
Consecutive Games Scoring a Run:	232	Apr. 24, 1984 - May 4, 1986
Wins:	*60	1991
Consecutive Wins:	*26	1977
Winning Percentage:	*85.7	1991 (60-10)
Slugging Percentage:	.571	1991 (1,462 TB, 2,562 AB)
Runners Left on Base:	*610	1999
Complete Games:	27	1976
Pitching Shutouts:	*11	1977
ERA:	2.16	1967 (78 ER, 335.0 IP)
Strikeout-to-Walk Ratio:	3.16:1	1996 (663 K, 210 BB)
Saves:	*26	2002

* - ACC record

Michael Johnson (left), Khalil Greene (center), and Jeff Baker (right), who each hit at least 25 long balls, combined for 77 of Clemson's school-record 112 home runs during the 2002 College World Series season.



Season Bests



Batting

Games			
Rk	Player	Year	GP
1.	Seth Brizek	1994	75
	Mike Hampton	1994	75
	Shane Monahan	1994	75
4.	David Miller	1994	71
	Andy Monin	1994	71
	Khalil Greene	2002	71
	Michael Johnson	2002	71
8.	Kyle Frank	2002	70
9.	Steve Baucom	1987	69
	Mike Couture	1989	69
	Henry Threadgill	1989	69
	Eric Macrina	1991	69
	Khalil Greene	1999	69
	Jason Harris	1999	69
	Henri Stanley	1999	69
	Patrick Boyd	2000	69
	Khalil Greene	2000	69
	Casey Stone	2000	69
	Adrian Casanova	2006	69
	Tyler Colvin	2006	69
	Andy D'Alessio	2006	69
	Herman Demmink	2006	69

At-Bats			
Rk	Player	Year	GP
1.	Shane Monahan	1994	75
2.	Chuck Baldwin	1986	63
3.	David Miller	1994	71
4.	Seth Brizek	1994	75
	Mike Hampton	1994	75
6.	Khalil Greene	2002	71
7.	Jerry Brooks	1988	68
	Kyle Frank	2002	70
9.	Henry Threadgill	1989	69
10.	Tyler Colvin	2006	69

Hits			
Rk	Player	Year	GP
1.	Shane Monahan	1994	75
2.	Khalil Greene	2002	71
3.	Mike Hampton	1994	75
4.	Chuck Baldwin	1986	63
5.	Jerry Brooks	1988	68
	Shane Monahan	1995	67
7.	Gary Burnham	1997	64
8.	David Miller	1995	68
	Casey Stone	2001	62
10.	Brian Kowitz	1990	66

Multiple-Hit Games			
Rk	Player	Year	GP
1.	Shane Monahan	1994	75
2.	Khalil Greene	2002	71
3.	Chuck Baldwin	1986	63
4.	Mike Hampton	1994	75

David Miller	1995	68	34
6. Shane Monahan	1995	68	33
7. Khalil Greene	1999	69	31
8. Jerry Brooks	1988	68	30
	Mike Milchin	1988	68
	Brian Kowitz	1990	66
	Gary Burnham	1997	64
	Patrick Boyd	1999	62
	Casey Stone	2001	60

Singles			
Rk	Player	Year	GP
1.	Shane Monahan	1994	75
2.	Casey Stone	2000	69
	Casey Stone	2001	60
4.	Mike Hampton	1994	75
	Khalil Greene	2002	71
6.	David Miller	1994	71
	Eric DeMoura	1997	63
8.	Brian Kowitz	1990	66
	Brad Chalk	2006	68
10.	David Miller	1995	68
	Kyle Frank	2002	70

Doubles			
Rk	Player	Year	GP
1.	Khalil Greene	2002	71
2.	Kurt Bultmann	1997	60
3.	Taylor Harbin	2005	66
4.	Gary Burnham	1995	66
5.	Billy McMillon	1991	65
6.	Gary Burnham	1996	68
	Khalil Greene	2000	69
8.	Chuck Baldwin	1986	63
	Kevin Northrup	1992	64
	Shane Monahan	1994	75
	Gary Burnham	1997	64
	Kurt Bultmann	1999	68

Triples			
Rk	Player	Year	GP
1.	Bill Spiers	1987	64
2.	David Miller	1995	68
3.	Kevin Northrup	1991	67
	Shane Monahan	1994	75
5.	Don Russell	1969	46
	Dave Caldwell	1976	50
	Shawn Satterfield	1992	55
8.	Rusty Adkins	1967	38
	Shane Monahan	1993	65
	Ryan Riley	2000	55

Home Runs			
Rk	Player	Year	GP
1.	Khalil Greene	2002	71
2.	Jeff Baker	2002	68
	Michael Johnson	2002	71
	Kris Harvey	2005	65
5.	Eric Macrina	1991	69

Matthew LeCroy	1997	64	24
7. Jeff Baker	2001	60	23
	Andy D'Alessio	2006	69
9. Jim McCollom	1985	64	21
10. Keith Williams	1993	65	19

Extra Base Hits			
Rk	Player	Year	GP
1.	Khalil Greene	2002	71
2.	Kurt Bultmann	1997	60
3.	Michael Johnson	2002	71
4.	Jim McCollom	1985	64
5.	Eric Macrina	1991	69
	Shane Monahan	1994	75
7.	Taylor Harbin	2005	66
8.	Keith Williams	1993	65
9.	Chuck Baldwin	1986	63
	Billy McMillon	1991	65
	Gary Burnham	1997	64
	Patrick Boyd	1999	62
	Tyler Colvin	2006	69

RBIs			
Rk	Player	Year	GP
1.	Khalil Greene	2002	71
2.	Jeff Baker	2002	68
3.	Andy D'Alessio	2006	69
4.	Eric Macrina	1991	69
5.	Gary Burnham	1997	64
6.	Michael Johnson	2002	71
7.	Jerry Brooks	1988	68
8.	Keith Williams	1993	65
	Matthew LeCroy	1997	64
10.	David Miller	1995	68

Batting Average				
Rk	Player	Year	AB	Hits
1.	Dude Buchanan	1941	68	33
2.	Khalil Greene	2002	285	134
3.	Homer Coker	1942	52	24
	Homer Coker	1943	52	24
5.	Rusty Adkins	1965	126	56
6.	Johnny Jones	1962	82	36
7.	Hank Sullivan	1943	63	27
8.	Wyman Morris	1953	64	27
9.	Denny Walling	1975	140	59
10.	Shane Monahan	1994	330	137

Note: Min. 50 at-bats.

Slugging Percentage				
Rk	Player	Year	AB	TB
1.	Khalil Greene	2002	285	250
2.	Dude Buchanan	1941	68	55
3.	Denny Walling	1975	140	113
4.	Joey Taylor	1962	64	49
5.	Homer Coker	1943	52	39
6.	Michael Johnson	2002	263	197
7.	Jim McCollom	1985	251	188
8.	Doug Kingsmore	1954	89	66



In 1988, Jerry Brooks totaled 106 hits (tied for fifth-most in Tiger history) and 80 RBIs (seventh-most in Tiger history). He also had a 20-game hitting streak, among the longest streaks in school history.

Hitting Streaks

Rk	Player	HS	Avg	AB	R	H	RBI	Streak Start	Streak End
1.	Rusty Adkins	41	.438	169	49	74	28	4-10-1965	to 5-17-1966
2.	Brian Kowitz	37	.430	142	45	61	43	5-27-1989	to 4-10-1990
3.	Khalil Greene	34	.519	135	48	70	48	4-16-2002	to 6-14-2002
4.	Tyler Colvin	26	.435	115	27	50	36	4-22-2006	to 6-16-2006
5.	Chuck Baldwin	24	.436	101	31	44	30	4-17-1987	to 5-21-1987
6.	Mike Milchin	22	.371	89	14	33	19	4-17-1988	to 5-26-1988
	Tim Rigsby	22	.380	97	26	37	27	4-11-1990	to 5-19-1990
	Shane Monahan	22	.534	88	35	47	31	5-28-1994	to 3-19-1995
	Jerome Robinson	22	.425	80	17	34	23	3-8-1996	to 4-7-1996
	Matthew LeCroy	22	.420	81	19	34	26	5-25-1996	to 3-8-1997
	David Slevin	22	.371	97	16	36	20	4-20-2003	to 5-31-2003
	Brad McCann	22	.410	100	17	41	21	4-25-2003	to 2-28-2004
13.	Jeff Miller	21	.353	85	21	30	19	5-9-1991	to 2-29-1992
14.	Jerry Brooks	20	.341	82	22	28	20	3-24-1988	to 5-19-1988
	Khalil Greene	20	.458	83	20	38	25	4-21-2000	to 5-26-2000
	Michael Johnson	20	.436	78	23	34	34	3-1-2002	to 3-30-2002



9. Jeff Baker	2001	233	172	.738
10. Matthew LeCroy	1997	237	171	.722

Note: Min. 50 at-bats.

Total Bases				
Rk	Player	Year	GP	TB
1.	Khalil Greene	2002	71	250
2.	Shane Monahan	1994	75	211
3.	Michael Johnson	2002	71	197
4.	Jim McCollom	1985	64	188
5.	Chuck Baldwin	1986	63	180
6.	Jerry Brooks	1988	68	179
	Eric Macrina	1991	69	179
8.	Jeff Baker	2002	68	177
9.	Keith Williams	1993	65	176
	Gary Burnham	1997	64	176

Runs Scored				
Rk	Player	Year	GP	Runs
1.	Shane Monahan	1994	75	97
2.	Bert Heffernan	1988	68	93
	Khalil Greene	2002	71	93
4.	Brian Kowitz	1990	66	87
5.	Henri Stanley	1999	69	85
6.	Mike Hampton	1994	75	84
7.	Gary Burnham	1997	64	83
8.	Shane Monahan	1995	67	82
9.	Jim Crowley	1991	68	79
	David Miller	1995	68	79

Stolen Bases				
Rk	Player	Year	GP	SB
1.	Henry Threadgill	1989	69	47
	Kevin Northrup	1992	64	47
3.	Mike Hampton	1994	75	39
4.	Bill Spiers	1986	62	35
5.	Randy Mazey	1988	66	34
	Mike Couture	1989	69	34
	Brian Kowitz	1990	66	34
8.	Mike Couture	1988	62	32
	Henry Threadgill	1988	66	32
10.	Billy Weems	1980	59	30
	Brooks Shumake	1983	50	30

Sacrifice Bunts				
Rk	Player	Year	GP	Sac.
1.	Brad Chalk	2006	68	21
2.	Brad Chalk	2005	64	15
3.	Casey Stone	2000	69	14
4.	J.D. Burgess	2007	55	13
5.	Adrian Casanova	2005	66	12

Hitting for the Cycle

Clemson

Fred Knoebel at South Carolina on May 5, 1950. Walk in 1st, triple in 2nd, single in 4th, home run in 5th, double in 7th, hit-by-pitch in 8th. Clemson won 14-5.

Steve Tucker at Georgia Tech on Apr. 22, 1975. Double in 1st, on by error in 2nd, triple in 4th, home run in 6th, single in 7th, single in 9th. Clemson won 18-3.

Keith Williams at Furman on Apr. 20, 1993. Home run in 1st, double in 3rd, single in 6th, triple in 9th. Clemson won 17-2.

Shane Monahan at Hawaii-Hilo on Mar. 19, 1994. Triple in 1st, single in 2nd, home run in 6th, double in 8th, single in 9th. Clemson won 13-5.

Gary Burnham at Texas-Arlington on Feb. 18, 1995. Double in 1st, triple in 3rd, walk in 5th, strikeout in 6th, homer in 7th, single in 9th. Clemson won 18-0.

Opponents

Dick Steed of Georgia Tech in Atlanta, GA on Apr. 13, 1971. Triple in 1st, double in 2nd, strikeout in 4th, home run in 6th, single in 8th. Georgia Tech won 8-4.

Chris Pittaro of North Carolina in Chapel Hill, NC on Mar. 21, 1981. Double in 1st, single in 2nd, home run in 3rd, triple in 6th, groundout to second base in 7th. North Carolina won 10-7.



Rusty Adkins, who still holds the Tiger record for longest hitting streak (41), did not strike out in 126 at-bats in 1965 when he hit .444.

6.	Steve Pyzik	2001	52	11
7.	Doug Livingston	1995	68	9
	Ryan Riley	2001	62	9
	Adrian Casanova	2006	69	9
10.	Joe Taylor	1992	54	8
	Kurt Bultmann	1996	63	8
	Doug Roper	1998	58	8
	Herman Demmink	2005	65	8
	Taylor Harbin	2005	66	8

Sacrifice Flies

Rk	Player	Year	GP	SF
1.	Keith Williams	1993	65	11
2.	Jim McCollom	1985	64	9
	Matthew LeCroy	1996	67	9
4.	Chuck Baldwin	1986	63	8
	Mike Milchin	1988	66	8
	Jim Crowley	1991	68	8
	Keith Williams	1992	62	8

Hit-By-Pitch

Rk	Player	Year	GP	HBP
1.	Khalil Greene	2001	63	21
2.	Mike Hampton	1994	75	17
	Gary Burnham	1995	66	17
4.	Khalil Greene	2000	69	15
5.	Mike Couture	1988	62	14
6.	Mike Couture	1989	69	12
	Seth Brizek	1994	75	12
	Doug Livingston	1996	58	12
9.	Jeff Baker	2001	58	11
	Ryan Riley	2001	62	11
	Jeff Baker	2002	68	11
	Khalil Greene	2002	71	11
	Brad Chalk	2006	68	11

Walks

Rk	Player	Year	GP	BB
1.	Jason Harris	1999	69	64
	Henri Stanley	1999	69	64
3.	Michael Johnson	2003	58	63
4.	Bert Heffernan	1988	68	62
5.	Gary Burnham	1996	68	61
6.	Bert Heffernan	1986	61	55
	Mike Couture	1989	69	55
8.	Matthew LeCroy	1997	64	53
9.	Kevin Northrup	1992	64	51
10.	Kurt Seibert	1976	44	50
	Brian Ellis	1999	61	50
	Michael Johnson	2002	71	50

Most Walks Per At-Bat

Rk	Player	Year	AB/BB	Ratio
1.	Brian Ellis	1998	123/42	1/2.93
2.	Michael Johnson	2003	198/63	1/3.14
3.	Doug Hoffman	1959	105/33	1/3.18
4.	Kurt Seibert	1976	160/50	1/3.20
5.	Steve Nilsson	1978	160/47	1/3.40
6.	Johnny Severs	1971	153/44	1/3.48
7.	Gary Burnham	1996	223/61	1/3.66
8.	Mark Biegert	1987	132/36	1/3.67
9.	Mark Biegert	1985	103/28	1/3.68
10.	Don Russell	1970	130/35	1/3.71

Fewest Strikeouts Per At-Bat

Rk	Player	Year	AB/K	Ratio
1.	Rusty Adkins	1965	126/0	0/126.0
2.	Casey Stone	2001	263/9	1/29.2
3.	Randy Bray	1969	167/6	1/27.8
4.	Neil Simons	1980	274/10	1/27.4
5.	Ellis Dantzler	1966	108/4	1/27.0
6.	Jimmy Key	1980	103/4	1/25.8
7.	Pete Ayoub	1963	102/4	1/25.5
8.	Billy Weems	1980	229/10	1/22.9
9.	Greg Guin	1981	204/9	1/22.7
10.	Elmo Lam	1963	103/5	1/20.6

Pitching

Appearances

Rk	Player	Year	App.
1.	Scott Winchester	1995	33
	Nick Glaser	2000	33
	Daniel Moskos	2006	33
4.	Aaron Jersild	1992	32
5.	Stephen Clyne	2007	31
6.	Andy Taulbee	1993	30
7.	Billy Trapp	1980	28
	Scott Winchester	1994	28
	Josh Cram	2001	28
10.	Len Bradley	1980	27
	Jerome Santivaschi	1989	27
	Jason Dawsey	1993	27
	Michael Holtz	1994	27
	David Shepard	1996	27
	Tyler Lumsden	2002	27
	Daniel Moskos	2007	27

Relief Appearances

Rk	Player	Year	RA
1.	Scott Winchester	1995	33
	Nick Glaser	2000	33
	Daniel Moskos	2006	33
4.	Aaron Jersild	1992	32
5.	Stephen Clyne	2007	31
6.	Billy Trapp	1980	28
	Scott Winchester	1994	28
	Josh Cram	2001	28
9.	Jerome Santivaschi	1989	27
	David Shepard	1996	27

Starts

Rk	Player	Year	GS
1.	Brian Barnes	1988	19
	Brian Barnes	1989	19
	Jason Dawsey	1995	19
	Kris Benson	1996	19
	Ryan Mottl	2000	19
	Steve Reba	2002	19
7.	Andy Taulbee	1994	18
	Matt Henrie	2002	18
	Jason Berken	2006	18
	Stephen Faris	2006	18
	David Kopp	2007	18

Complete Games

Rk	Player	Year	CG
1.	Chuck Porter	1976	11
2.	Billy O'Dell	1954	9
	George Stone	1985	9



Scott Winchester had an 0.59 ERA in 1995.

Brian Barnes	1989	9
5. Harold Stowe	1958	8
Rusty Gerhardt	1970	8
Ron Musselman	1977	8
8. Dave Van Volkenburg	1969	7
Steve Cline	1974	7
Jeff Gilbert	1981	7
Jimmy Key	1982	7
Kris Benson	1996	7

Shutouts

Rk	Player	Year	SHO
1.	Ron Musselman	1976	4
	Kris Benson	1996	4
3.	Billy O'Dell	1954	3
	Lindsay Graham	1972	3
	Chuck Porter	1976	3
	Tommy Qualters	1977	3
	Tim Parker	1990	3

Wins

Rk	Player	Year	Wins
1.	Brian Barnes	1989	16
2.	Harold Stowe	1958	14
	Jason Angel	1991	14
	Kris Benson	1996	14
5.	Brian Barnes	1988	13
	Matt Henrie	2002	13
	Steve Reba	2002	13
8.	Chuck Porter	1976	12
	Ron Musselman	1977	12
	Brian Barnes	1987	12
	Chad Phillips	1993	12
	Andy Taulbee	1994	12
	Steve Reba	2001	12
14.	Rusty Gerhardt	1971	11
	Scott Miller	1992	11
	Jason Dawsey	1995	11
17.	Mike Sullivan	1979	10
	Andy Taulbee	1993	10
	Billy Koch	1996	10
	Ken Vining	1996	10
	Ryan Mottl	1997	10
	Ryan Mottl	2000	10

Winning Percentage

Rk	Player	Year	W-L	Pct.
1.	Chuck Porter	1976	12-0	100.0
	Mike Kimbrell	1991	11-0	100.0
	Mike Sullivan	1979	10-0	100.0
	Jarrold Schmidt	2000	9-0	100.0
	Josh Cribb	2006	9-0	100.0
	Aaron Jersild	1991	8-0	100.0
	Mike Holtz	1992	8-0	100.0
	Len Bradley	1979	7-0	100.0
	Tommy Qualters	1977	6-0	100.0

Kris Harvey	2004	6-0	100.0
P.J. Zocchi	2006	6-0	100.0
Phillip Lowery	1987	5-0	100.0
Doug Marchal	1987	5-0	100.0
Jeff Sauve	1995	5-0	100.0
D.J. Mitchell	2007	5-0	100.0
16. Scott Miller	1992	11-1	91.7
17. Bill Parmer	1967	9-1	90.0

Note: Min. five decisions.

Innings Pitched

Rk	Player	Year	IP
1.	Kris Benson	1996	156.0
2.	Brian Barnes	1989	146.0
3.	Brian Barnes	1988	137.2
4.	Jason Dawsey	1995	129.1
5.	George Stone	1985	127.1
6.	Harold Stowe	1958	126.2
7.	Brian Barnes	1987	120.2
8.	Chuck Porter	1976	119.0
9.	Ron Musselman	1977	117.1
10.	Jimmy Key	1982	116.0

ERA

Rk	Player	Year	IP	ER	ERA
1.	Scott Winchester	1995	45.2	3	0.59
2.	Billy O'Dell	1954	91.1	8	0.79
3.	Joe Landrum	1946	104.0	12	1.04
4.	Scott Clackum	1998	40.2	5	1.11
5.	Jay Bevis	1970	40.1	5	1.12
6.	Bill Parmer	1967	71.0	9	1.14
7.	Brian Snyder	1977	60.1	8	1.19
8.	Mike Holtz	1992	57.1	8	1.26
9.	Jerome Santivasci	1989	66.0	10	1.36
10.	Billy O'Dell	1953	72.1	11	1.37

Note: Min. 40 innings pitched.

Strikeouts

Rk	Player	Year	K
1.	Brian Barnes	1989	208
2.	Kris Benson	1996	204
3.	Billy Koch	1996	152
4.	Brian Barnes	1988	140
5.	Ken Vining	1996	135
6.	Jason Dawsey	1995	133
7.	Harold Stowe	1958	126
8.	Harold Stowe	1959	117
9.	Brian Barnes	1987	112
10.	Billy O'Dell	1954	111
	Rusty Gerhardt	1970	111
	Rusty Gerhardt	1971	111
	Billy Koch	1995	111

Strikeouts Per Nine Innings Pitched

Rk	Player	Year	K	IP	K/9 IP
1.	Billy O'Dell	1953	108	72.1	13.44
2.	Billy O'Dell	1952	81	56.0	13.02
3.	Brian Barnes	1989	208	146.0	12.82
4.	Billy Koch	1996	152	111.2	12.25
5.	Patrick Hogan	2004	60	44.2	12.09
6.	Kris Benson	1996	204	156.0	11.77
7.	Billy Koch	1995	111	87.0	11.48
8.	Mike Milchin	1989	54	42.2	11.39
9.	Alan Farina	2007	72	57.1	11.30
10.	Tony Sipp	2004	59	48.0	11.06

Note: Min. 40 innings pitched.

Strikeout-to-Walk Ratio

Rk	Player	Year	K	BB	K/BB
1.	Kris Benson	1996	204	27	7.56
2.	Joe Landrum	1947	98	18	5.44
3.	Phillip Lowery	1987	37	7	5.29
4.	Billy O'Dell	1952	81	16	5.06
5.	Joe Landrum	1946	97	22	4.41
6.	Stephen Faris	2006	86	20	4.30
7.	Josh Cribb	2005	97	24	4.04
8.	Jerome Santivasci	1989	55	14	3.93
9.	Josh Cribb	2004	58	15	3.87
10.	Scott Clackum	1998	42	11	3.82

Note: Min. 40 innings pitched.

Fewest Hits Per Nine Innings Pitched

Rk	Player	Year	Hits	IP	H/9 IP
1.	Billy O'Dell	1953	25	72.1	3.11
2.	Jay Bevis	1970	17	40.1	3.79
3.	Rusty Gerhardt	1970	47	100.1	4.22
4.	Scott Winchester	1995	23	45.2	4.53
5.	Scott Clackum	1998	21	40.2	4.65
6.	Steve Cline	1973	35	59.1	5.31
7.	Brian Snyder	1977	36	60.1	5.37
8.	Brian Barnes	1989	89	146.0	5.49
9.	Billy O'Dell	1954	56	91.1	5.52

Note: Min. 40 innings pitched.

Fewest Walks Per Nine Innings Pitched

Rk	Player	Year	BB	IP	BB/9 IP
1.	Phillip Lowery	1987	7	53.2	1.17
2.	Jimmy Roller	1960	11	71.2	1.38
3.	Kris Benson	1996	27	156.0	1.56
4.	Stephen Faris	2006	20	103.0	1.75
5.	Patrick Hogan	2002	11	54.2	1.81
6.	Thomas Boozer	2002	9	44.0	1.84
7.	Jimmy Roller	1959	10	47.1	1.90
8.	Jerome Santivasci	1989	14	66.0	1.91
9.	Jason Dawsey	1994	21	97.1	1.94
10.	Josh Cribb	2005	24	109.1	1.98

Note: Min. 40 innings pitched.

Saves

Rk	Player	Year	Saves
1.	Nick Glaser	2000	15
2.	Scott Winchester	1995	14
3.	Scott Winchester	1993	10
	Scott Winchester	1994	10
	Patrick Hogan	2004	10
	Daniel Moskos	2006	10
7.	Scott Clackum	1998	9
8.	Mike Milchin	1988	8
	Paul Harrelson	2002	8
10.	Len Bradley	1980	7
	Aaron Jersild	1992	7

Batters Faced

Rk	Player	Year	BF
1.	Kris Benson	1996	606
2.	Brian Barnes	1989	602
3.	Brian Barnes	1988	598
4.	George Stone	1984	569
5.	Jason Dawsey	1995	529
6.	Brian Barnes	1987	523
7.	Andy Taulbee	1994	489
8.	Jimmy Key	1982	485
9.	Ron Musselman	1977	483
10.	Bill Steele	1986	481



Billy O'Dell holds the top-two strikeouts per nine innings pitched marks in Tiger history.



Batting

Rk	Player	Year(s)	GP
1.	Khalil Greene	1999-02	272
2.	Bert Heffernan	1985-88	259
3.	Andy D'Alessio	2004-07	253
4.	Kurt Bultmann	1996-99	249
5.	Jim Crowley	1988-91	247
6.	Michael Johnson	2000-03	235
7.	Herman Demmink	2003-06	232
8.	Henri Stanley	1997-00	231
9.	Kyle Frank	1999,01-03	230
10.	Chuck Baldwin	1984-87	228

At-Bats

Rk	Player	Year(s)	AB
1.	Khalil Greene	1999-02	1069
2.	Bert Heffernan	1985-88	993
3.	Kurt Bultmann	1996-99	953
4.	Chuck Baldwin	1984-87	935
5.	Shane Monahan	1993-95	856
6.	Andy D'Alessio	2004-07	853
7.	Jim McCollom	1982-85	830
8.	Jim Crowley	1988-91	826
9.	Herman Demmink	2003-06	821
10.	Kyle Frank	1999,01-03	818

Hits

Rk	Player	Year(s)	Hits
1.	Khalil Greene	1999-02	403
2.	Shane Monahan	1993-95	337
3.	Bert Heffernan	1985-88	335
4.	Chuck Baldwin	1984-87	311
5.	Kurt Bultmann	1996-99	306
6.	Jim McCollom	1982-85	285
7.	Michael Johnson	2000-03	275
8.	Jim Crowley	1988-91	271
9.	Neil Simons	1977-80	270
	Gary Burnham	1994-97	270

Doubles

Rk	Player	Year(s)	2B
1.	Khalil Greene	1999-02	^95
2.	Kurt Bultmann	1996-99	82
3.	Gary Burnham	1994-97	77
4.	Taylor Harbin	2004-07	67
5.	Bert Heffernan	1985-88	63
6.	Chuck Baldwin	1984-87	62
7.	Shane Monahan	1993-95	60
8.	Jim Crowley	1988-91	57
	Patrick Boyd	1998-01	57
10.	Jim McCollom	1982-85	56

^ - NCAA record

Triples

Rk	Player	Year(s)	3B
1.	Shane Monahan	1993-95	21
2.	Don Russell	1968-70	18
3.	Rusty Adkins	1965-67	17
	Bill Spiers	1985-87	17
5.	Jeff Miller	1990-93	15
	David Miller	1993-95	15
7.	Ray Mathews	1948-51	14
	Fred Knoebel	1950-52	14
	Johnny Severs	1969-71	14
	Neil Simons	1977-80	14
	Bert Heffernan	1985-88	14

Home Runs

Rk	Player	Year(s)	HR
1.	Jeff Baker	2000-02	59
	Andy D'Alessio	2004-07	59
3.	Michael Johnson	2000-03	58
4.	Matthew LeCroy	1995-97	53
5.	Jim McCollom	1982-85	52
	Khalil Greene	1999-02	52
7.	Eric Macrina	1988-91	51
8.	Jim Crowley	1988-91	43
	Kurt Bultmann	1996-99	43
10.	Joe DeBerry	1989-91	35
	Keith Williams	1991-93	35
	Kris Harvey	2003-05	35

RBIs

Rk	Player	Year(s)	RBI
1.	Khalil Greene	1999-02	276
2.	Jeff Baker	2000-02	226
3.	Jim McCollom	1982-85	218
4.	Andy D'Alessio	2004-07	217
5.	Kurt Bultmann	1996-99	214
6.	Michael Johnson	2000-03	213
7.	Gary Burnham	1994-97	209
8.	Matthew LeCroy	1995-97	208
9.	Jim Crowley	1988-91	197
10.	Bert Heffernan	1985-88	195

Batting Average

Rk	Player	Year(s)	Hits-AB	Avg.
1.	Denny Walling	1975	59-140	.421
2.	Dude Buchanan	1939-41	74-184	.402
3.	Shane Monahan	1993-95	337-856	.394
4.	Billy McMillon	1991-93	201-527	.381
5.	Herb Jessen	1942,43	38-100	.380
6.	Rusty Adkins	1965-67	150-396	.379
7.	Khalil Greene	1999-02	403-1069	.377
8.	Ted Corbin	1992	74-199	.372
9.	Tim Teufel	1979,80	134-365	.367
10.	Brad McCann	2003,04	183-504	.363

Note: Min. 100 at-bats.

Slugging Percentage

Rk	Player	Year(s)	AB	TB	Pct.
1.	Denny Walling	1975	140	113	.807
2.	Dave Lynn	1958,60,61	163	113	.693
3.	Tim Teufel	1979,80	365	244	.668
4.	Dude Buchanan	1939-41	184	121	.658
5.	Michael Johnson	2000-03	800	509	.636
6.	Jim McCollom	1982-85	830	521	.628
7.	Jeff Baker	2000-02	773	484	.626
8.	Shane Monahan	1993-95	856	535	.625
9.	Khalil Greene	1999-02	1,069	668	.625
10.	Eric Macrina	1988-91	647	404	.624

Note: Min. 100 at-bats.

Total Bases

Rk	Player	Year(s)	TB
1.	Khalil Greene	1999-02	668
2.	Shane Monahan	1993-95	535
3.	Kurt Bultmann	1996-99	525
4.	Jim McCollom	1982-85	521
5.	Michael Johnson	2000-03	509
6.	Bert Heffernan	1985-88	507
7.	Andy D'Alessio	2004-07	498
8.	Jeff Baker	2000-02	484

9.	Chuck Baldwin	1984-87	476
10.	Jim Crowley	1988-91	459

Runs Scored

Rk	Player	Year(s)	Runs
1.	Bert Heffernan	1985-88	285
2.	Khalil Greene	1999-02	265
3.	Shane Monahan	1993-95	235
4.	Kurt Bultmann	1996-99	233
5.	Gary Burnham	1994-97	215
6.	Jim McCollom	1982-85	203
7.	Michael Johnson	2000-03	201
8.	Jim Crowley	1988-91	199
9.	Patrick Boyd	1998-01	196
10.	Neil Simons	1977-80	195

Stolen Bases

Rk	Player	Year(s)	SB
1.	Henry Threadgill	1986-89	85
	Mike Couture	1987-90	85
3.	Kevin Northrup	1989-92	83
4.	Brian Kowitz	1988-90	76
5.	Brooks Shumake	1982-84	71
6.	Ray Williams	1984-87	70
7.	Billy Weems	1977-80	68
8.	Randy Mazey	1985-88	65
9.	Shane Monahan	1993-95	61
10.	Bill Spiers	1985-87	60

Walks

Rk	Player	Year(s)	BB
1.	Bert Heffernan	1985-88	207
2.	Neil Simons	1977-80	180
3.	Michael Johnson	2000-03	169
4.	Gary Burnham	1994-97	157
5.	Henri Stanley	1997-00	144
6.	Khalil Greene	1999-02	143
7.	Frank Russ	1980-83	139
8.	Brian Ellis	1997-00	138
9.	Patrick Boyd	1998-01	135
10.	Kurt Bultmann	1996-99	133

Fewest Strikeouts Per At-Bat

Rk	Player	Year(s)	AB/K	Ratio
1.	Rusty Adkins	1965-67	396/16	1/24.75
2.	Neil Simons	1977-80	805/43	1/18.72
3.	Billy Weems	1977-80	674/39	1/17.28
4.	Randy Bray	1968-70	457/27	1/16.93
5.	Casey Stone	1998-01	736/46	1/16.00
6.	Joe Taylor	1992,93	394/27	1/14.54
7.	Mike Mahoney	1973-75,81	323/23	1/14.04
8.	Steve Tucker	1973-76	502/37	1/13.57
9.	Taylor Harbin	2005-07	781/66	1/11.83
10.	Dave Buffamoyer	1978,79	287/25	1/11.48

Note: Min. 100 at-bats.

Walks Per At-Bat

Rk	Player	Year(s)	AB/BB	Ratio
1.	Kurt Seibert	1974-76	408/106	1/3.85
2.	Don Russell	1968-70	415/107	1/3.88
3.	Brian Ellis	1997-00	583/138	1/4.22
4.	Johnny Severs	1969-71	373/86	1/4.34
5.	Dave Buffamoyer	1978,79	287/66	1/4.35
6.	Neil Simons	1977-80	805/180	1/4.47
7.	Steve Nilsson	1976-78	507/112	1/4.53
8.	Jason Harris	1998,99	475/104	1/4.57
9.	Henri Stanley	1997-00	666/144	1/4.63
10.	Todd Stefan	1988-91	624/132	1/4.73

Note: Min. 100 at-bats.

Pitching

Appearances

Rk	Player	Year(s)	App.
1.	Matt Additon	1997-00	98
2.	Thomas Boozer	1999-02	88
	Jeff Hahn	2002-05	88
4.	Scott Winchester	1993-95	87
5.	Daniel Moskos	2005-07	81



Khalil Greene totaled an NCAA-record 95 doubles between 1999-02. He also holds the Clemson record for career hits and RBIs.



Mike Kimbrell had a 17-1 career record between 1988-91. His 94.4 winning percentage is the best mark in Clemson history.

6. Patrick Hogan	2001-04	79
7. Brian Barnes	1986-89	78
Steve Reba	1999-02	78
Paul Harrelson	2000-03	78
10. Aaron Jersild	1988,90-92	75

Rk	Player	Year(s)	GS
1.	Ryan Mottl	1997-00	68
2.	Brian Barnes	1986-89	65
3.	Rusty Gerhardt	1969-72	55
4.	Kris Benson	1994-96	47
5.	Jimmy Key	1980-82	46
6.	Oliver Whitaker	1984-87	45
	Steve Reba	1999-02	45
8.	Billy Koch	1994-96	44
9.	Alan Botkin	1986-89	43
10.	Jason Dawsey	1993-95	42

Rk	Player	Year(s)	RA
1.	Matt Additon	1997-00	93
2.	Scott Winchester	1993-95	87
3.	Thomas Boozer	1999-02	79
4.	Jeff Hahn	2002-05	77
5.	Paul Harrelson	2000-03	75
6.	Patrick Hogan	2001-04	71
	Daniel Moskos	2005-07	71
8.	Jerome Santivaschi	1985,87-89	68
9.	Jay Bevis	1969-72	67
	Tim Peele	1988-91	67

Rk	Player	Year(s)	CG
1.	Rusty Gerhardt	1969-72	26
2.	Brian Barnes	1986-89	21
3.	Billy O'Dell	1952-54	19
4.	Harold Stowe	1957-59	16
	Dave Van Volkenburg	1969-72	16
	Chuck Porter	1974-76	16
7.	Ron Musselman	1976,77	14
	Mike Brown	1978-80	14
	Jimmy Key	1980-82	14
10.	Tommy Chapman	1963-65	13
	Jeff Gilbert	1981-83	13

Rk	Player	Year(s)	SHO
1.	Ron Musselman	1976,77	6
2.	Billy O'Dell	1952-54	5
	Rusty Gerhardt	1969-72	5

Lindsay Graham	1970-73	5
Mike Brown	1978-80	5
6. Chuck Porter	1974-76	4
Mike Sullivan	1977-79	4
Kris Benson	1994-96	4
9. Dave Van Volkenburg	1969-72	3
Tommy Qualters	1975-78	3
Brian Snyder	1977-79	3
Jeff Gilbert	1981-83	3
John Pawlowski	1983-85	3
Alan Botkin	1986-89	3
Tim Parker	1987,88,90	3

Rk	Player	Year(s)	Wins
1.	Brian Barnes	1986-89	44
2.	Rusty Gerhardt	1969-72	34
3.	Ryan Mottl	1997-00	33
	Steve Reba	1999-02	33
5.	Kris Benson	1994-96	29
6.	Andy Taulbee	1992-94	27
7.	Jason Angel	1990-92	25
8.	Harold Stowe	1957-59	24
	Chuck Porter	1974-76	24
10.	Mike Brown	1978-80	23
	Oliver Whitaker	1984-87	23
	Alan Botkin	1986-89	23

Rk	Player	Year(s)	W-L	Pct.
1.	Mike Kimbrell	1988-91	17-1	94.4
2.	Scott Parrish	1981,83,84	21-3	87.5
3.	Mike Sullivan	1977-79	20-3	87.0
4.	Bill Parmar	1965-67	18-3	85.7
	Jarrod Schmidt	2000-02	18-3	85.7
6.	Chad Phillips	1990-93	17-3	85.0
	Ken Vining	1994-96	17-3	85.0
8.	Scott Miller	1991,92	19-4	82.6
9.	Brian Barnes	1986-89	44-10	81.5
10.	Jeff Gilbert	1981-83	21-5	80.8

Note: Min. 15 decisions.

Rk	Player	Year(s)	IP
1.	Brian Barnes	1986-89	475.1
2.	Ryan Mottl	1997-00	414.1
3.	Rusty Gerhardt	1969-72	384.1
4.	Kris Benson	1994-96	319.2
5.	Steve Reba	1999-02	319.1
6.	Jimmy Key	1980-82	318.2
7.	Jason Dawsey	1993-95	304.1
8.	Oliver Whitaker	1984-87	299.1
9.	Josh Cribb	2003-06	282.1
10.	Harold Stowe	1957-59	279.1
	Andy Taulbee	1992-94	279.1

Rk	Player	Year(s)	ERA
1.	Billy O'Dell	1952-54	1.51
2.	Scott Winchester	1993-95	1.70
3.	Steve Cline	1973,74	1.94
4.	Jay Bevis	1969-72	2.13
5.	Harold Stowe	1957-59	2.32
6.	Rusty Gerhardt	1969-72	2.39
7.	Chuck Porter	1974-76	2.43
8.	Bill Parmar	1965-67	2.59
9.	Nelson Gibson	1966-68	2.64
10.	Mike Sullivan	1977-79	2.65

Note: Min. 100 innings pitched.

Rk	Player	Year(s)	K
1.	Brian Barnes	1986-89	513
2.	Rusty Gerhardt	1969-72	382
3.	Ryan Mottl	1997-00	360
4.	Kris Benson	1994-96	356
5.	Billy Koch	1994-96	338
6.	Billy O'Dell	1952-54	300
7.	Harold Stowe	1957-59	279
8.	Jason Dawsey	1993-95	276

9. Steve Reba	1999-02	263
10. Ken Vining	1994-96	258

Rk	Player	Year(s)	K/9 IP
1.	Billy O'Dell	1952-54	12.29
2.	Billy Koch	1994-96	11.00
3.	Ken Vining	1994-96	10.35
4.	Kris Benson	1994-96	10.02
5.	Brian Barnes	1986-89	9.71
6.	Mike Holtz	1991-94	9.22
7.	Damon Vincent	1961-63	9.00
	Charlie Watson	1965-67	9.00

Note: Min. 100 innings pitched.

Rk	Player	Year(s)	K/BB
1.	Kris Benson	1994-96	4.51
2.	Josh Cribb	2003-06	3.62
3.	Billy O'Dell	1952-54	3.61
4.	Stephen Faris	2004-06	3.38
5.	Andy Taulbee	1992-94	3.22
6.	Phillip Lowery	1986-88	3.19
7.	Ken Vining	1994-96	3.19
8.	Jason Dawsey	1993-95	3.17

Note: Min. 100 innings pitched.

Rk	Player	Year(s)	H/9 IP
1.	Billy O'Dell	1952-54	5.29
2.	Rusty Gerhardt	1969-72	5.95
3.	Scott Winchester	1993-95	6.04
4.	Jay Bevis	1969-72	6.22
5.	Steve Cline	1973,74	6.33
6.	Charlie Watson	1965-67	6.58
7.	Chuck Porter	1974-76	6.80
8.	Bill Parmar	1965-67	6.89
9.	Billy Koch	1994-96	6.99
10.	Tim Parker	1987,88,90	7.03

Note: Min. 100 innings pitched.

Rk	Player	Year(s)	BB/9 IP
1.	Phillip Lowery	1986-88	1.71
2.	Stephen Faris	2004-06	2.08
3.	Scott Berner	2000	2.12
4.	Jimmy Roller	1959-61	2.13
5.	Kris Benson	1994-96	2.22
6.	Josh Cribb	2003-06	2.26
7.	Andy Taulbee	1992-94	2.35
8.	George Stone	1984,85	2.42
9.	Jason Dawsey	1993-95	2.57
10.	Tommy Qualters	1975-78	2.62

Note: Min. 100 innings pitched.

Rk	Player	Year(s)	Saves
1.	Scott Winchester	1993-95	34
2.	Jay Bevis	1969-72	20
3.	Patrick Hogan	2001-04	18
4.	Nick Glaser	2000,01	16
	Daniel Moskos	2005-07	16
6.	Dave Woessner	1977-79	14
	Paul Harrelson	2000-03	14
8.	Mike Milchin	1987-89	13
	Scott Clackum	1997,98	13
10.	Len Bradley	1979,80	12

Rk	Player	Year(s)	BF
1.	Brian Barnes	1986-89	2052
2.	Ryan Mottl	1997-00	1851
3.	Rusty Gerhardt	1969-72	1473
4.	Steve Reba	1999-02	1395
5.	Oliver Whitaker	1984-87	1371
6.	Jimmy Key	1980-82	1349
7.	Kris Benson	1994-96	1317
8.	Jason Dawsey	1993-95	1281
9.	Bill Steele	1985-87	1228
10.	Alan Botkin	1986-89	1201

Yearly Leaders



Dewey Quinn



Casey Stone




Butch Coker



Steve Tucker



Fred DeBerry



Jim McCollom



Tyler Colvin

Batting

At-Bats

Year	Player, Pos.	AB
1939	Ed Irick, 3b	67
1940	Francis Coakley, of	64
1941	Dude Buchanan, 1b	68
1942	Herb Jessen, 1b	71
1943	Frank Gillespie, 1b	61
1944	No Team	
1945	Bull Cagle, of	49
1946	Dewey Quinn, 3b	85
1947	Homer Coker, of	122
1948	Ken Culberson, ss	120
1949	Ken Culberson, ss	110
1950	Ken Culberson, ss	137
1951	Dick Hendley, c	93
1952	Roy Coker, 2b	87
1953	Roy Coker, 2b	73
1954	Roy Coker, 2b	105
1955	Lonnie Shealy, 2b	70
1956	Bill Barnett, of	76
1957	Butch Coker, c	74
1958	Bud Spiers, ss	130
1959	Ty Cline, of/p	135
1960	Ty Cline, of	89
	Dave Lynn, c	89
1961	Elmo Lam, ss	91
1962	Elmo Lam, ss	107
1963	Elmo Lam, ss	103
1964	Ben Marsella, 2b	117
1965	Rusty Adkins, of	*126
1966	Rusty Adkins, 2b	121
1967	Rusty Adkins, 2b	*149
1968	Randy Bray, ss	*146
1969	Randy Bray, ss	*167
1970	Randy Bray, ss	144
1971	Calvin Weeks, ss	*160
1972	Kenny Bagwell, 2b	135
1973	Richard Haynes, 2b	*138
1974	Mike Pulaski, of	*158
1975	Kurt Seibert, ss	*153
1976	Robert Bonnette, 3b	*207
1977	Robert Bonnette, ss	*216
1978	Tony Masone, of	186
1979	Tony Masone, of	*224
1980	Billy Weems, of	229
1981	Mike Mahoney, of	*222
1982	Frank Russ, 2b	*237
1983	Bob Paulling, 1b	199
1984	Brooks Shumake, of	218
1985	Chuck Baldwin, ss	*252
1986	Chuck Baldwin, 1b	*289
1987	Steve Baucom, 3b	*268
1988	Jerry Brooks, 3b	*284
1989	Henry Threadgill, 2b	*283
1990	Brian Kowitz, of	253
1991	Eric Macrina, dh	260
1992	Kevin Northrup, of	249
1993	Keith Williams, of	255
1994	Shane Monahan, of	*330
1995	Shane Monahan, of	*273
1996	Paul Galloway, 3b	252
1997	Jason Embler, 1b	*269
1998	Patrick Boyd, of	241
1999	Khalil Greene, 3b	274

2000	Jeff Baker, ss	275
2001	Casey Stone, of	274
2002	Khalil Greene, ss	285
2003	Brad McCann, 3b	251
2004	Brad McCann, 3b	253
	Lou Santangelo, c	253
2005	Taylor Harbin, 2b	274
2006	Tyler Colvin, of	281
2007	Taylor Harbin, ss	253

Hits

Year	Player, Pos.	H
1939	Ed Irick, 3b	24
1940	Francis Coakley, of	25
1941	Dude Buchanan, 1b	33
1942	Homer Coker, of	24
1943	Homer Coker, of	24
1944	No Team	
1945	J.A. Timmerman, ss	11
	H.H. Tyler, 2b	11
1946	Dewey Quinn, 3b	31
1947	Dewey Quinn, of	38
1948	Jimmy Jones, 1b	37
1949	Ken Culberson, ss	39
1950	Doug Angley, of	51
1951	Ray Mathews, of	33
1952	Fred Knoebel, of	30
1953	Wyman Morris, 3b	27
1954	Roy Coker, 2b	33
	Doug Kingsmore, of	33
1955	Lonnie Shealy, 2b	25
1956	Don Shealy, of/p	23
1957	Butch Coker, c	20
	Don Shealy, of/p	20
1958	Bud Spiers, ss	42
1959	Ty Cline, of/p	44
1960	Dave Lynn, c	32

1961	Pete Ayoub, 2b	29
	Elmo Lam, ss	29
1962	Johnny Jones, of	36
1963	Johnny Jones, of	33
1964	Ben Marsella, 2b	33
1965	Rusty Adkins, of	*56
1966	Rusty Adkins, 2b	44
1967	Rusty Adkins, 2b	*50
1968	Randy Bray, ss	*48
1969	Calvin Weeks, 2b/of	*57
1970	Randy Bray, ss	41
1971	Craig White, of	*49
1972	Kenny Bagwell, 2b	40
1973	Craig White, of	*44
1974	Mike Pulaski, of	*48
1975	Denny Walling, of	*59
1976	Steve Tucker, of	*69
1977	Neil Simons, of	*74
1978	Tony Masone, of	61
1979	Tony Masone, of	74
1980	Billy Weems, of	75
1981	Greg Guin, 1b	*79
1982	Mark Davidson, of	*75
1983	Bob Paulling, 1b	*81
1984	Jim McCollom, dh	71
1985	Jim McCollom, 1b	*98
1986	Chuck Baldwin, 1b	*107
1987	Steve Baucom, 3b	93
1988	Jerry Brooks, 3b	*106
1989	Henry Threadgill, 2b	*93
1990	Brian Kowitz, of	*102
1991	Jim Crowley, 2b	*98
1992	Kevin Northrup, of	*95
1993	Shane Monahan, 1b	*94
1994	Shane Monahan, of	*137
1995	Shane Monahan, of	*106
1996	Jason Embler, 1b	85

1997	Gary Burnham, of	104
1998	Matt Padgett, of	88
1999	Khalil Greene, 3b	98
2000	Khalil Greene, 3b	98
2001	Casey Stone, of	103
2002	Khalil Greene, ss	*134
2003	Brad McCann, 3b	87
2004	Brad McCann, 3b	96
2005	Taylor Harbin, 2b	94
2006	Tyler Colvin, of	100
2007	Marquez Smith, 3b	84

Doubles

Year	Player, Pos.	2B
1939	Ed Irick, 3b	6
1940	Francis Coakley, of	4
1941	Dude Buchanan, 1b	5
1942	Bob Berry, ss	4
	Homer Coker, of	4
1943	Homer Coker, of	4
	Jay Good, 3b	4
1944	No Team	
1945	Bull Cagle, of	3
1946	Dewey Quinn, of	6
1947	Frank Gillespie, 1b	7
	Dewey Quinn, of	7
1948	Jimmy Jones, 1b	7
1949	Luke Deanhardt, 1b	8
1950	Doug Angley, of	9
1951	Gene Aughtry, 2b	8
1952	Jim Evans, ss	8
1953	Wyman Morris, 3b	9
1954	Roy Coker, 2b	5
1955	Roger Gaines, of	6
1956	Bill Barnett, of	5
1957	Don Shealy, of/p	5
1958	Larry Bagwell, 3b	*8
	Fred DeBerry, 1b	*8
1959	Ty Cline, of/p	*7
1960	Toby Bradshaw, 2b	7
1961	Elmo Lam, ss	6
1962	Gene Harbeson, c	7
1963	Pete Ayoub, 2b	8
1964	Buddy Nixon, 1b	7
1965	Rusty Adkins, of	10
	Tony Jackson, 2b	10
1966	Jack McCall, ss	*12
1967	Ron Zupa, 1b	10
1968	Randy Bray, ss	*8
1969	Randy Bray, ss	9
	Craig White, of	9
1970	Calvin Weeks, ss	7
1971	Craig White, of	*11
1972	Kenny Bagwell, 2b	9
1973	Craig White, of	*10
1974	Smiley Sanders, of	11
1975	Steve Tucker, of	*11
1976	Steve Tucker, of	*16
1977	Bill Foley, c	*14
	Robert Bonnette, ss	*14
1978	Tony Masone, of	*18
1979	Robert Bonnette, 3b	14
	Tim Teufel, 2b	14
1980	Tim Teufel, 2b	16
1981	Craig Roberson, 3b	*20
1982	Jimmy Key, p/of	*21

1983	Jim McCollom, c	15
1984	Brooks Shumake, of	14
1985	Jim McCollom, 1b	*19
1986	Chuck Baldwin, 1b	*23
1987	Steve Baucom, 3b	21
1988	Jerry Brooks, 3b	21
	Randy Mazey, of	21
1989	Mike Milchin, 1b	19
1990	Brian Kowitz, of	*22
1991	Billy McMillon, of	26
1992	Kevin Northrup, of	23
1993	Billy McMillon, of	*21
1994	Shane Monahan, of	23
1995	Gary Burnham, of	*27
1996	Gary Burnham, of	24
1997	Kurt Bultmann, ss	*31
1998	Jason Harris, 1b	20
1999	Kurt Bultmann, 2b	23
2000	Khalil Greene, 3b	24
2001	Khalil Greene, ss	18
2002	Khalil Greene, ss	*33
2003	Brad McCann, 3b	21
2004	Brad McCann, 3b	20
2005	Taylor Harbin, 2b	*28
2006	Tyler Colvin, of	*22
2007	Taylor Harbin, ss	19

Triples

Year	Player, Pos.	3B
1939	Frank Horton, 2b	3
1940	Joe Blalock, of	3
	Dude Buchanan, 1b	3
1941	Dude Buchanan, 1b	4
1942	Don Belk, of	3
1943	Leo Fisher, 2b	2
	J.C. Herring, of	2
1944	No Team	
1945	Bull Cagle, of	1
	H.N. Lindsay, c/of	1
	H.H. Tyler, 2b	1
1946	Dewey Quinn, 3b	5
1947	Homer Coker, of	2
	Frank Gillespie, 1b	2
	Dewey Quinn, of	2
1948	Luke Deanhardt, 1b	3
	Gene Moore, c	3
1949	Gene Aughtry, 2b	2
	Tom Castles, of	2
	H.S. Joyce, p	2
	Gene Moore, c	2
1950	Doug Angley, of	4
1951	Dick Hendley, c	3
	Fred Knoebel, of	3
1952	Roy Coker, 2b	1
	Roger Gaines, of	1
	Fred Knoebel, of	1
	Joe Murray, 1b	1
	Billy O'Dell, p	1
1953	Roy Coker, 2b	2
	Wyman Morris, 3b	2
1954	Roy Coker, 2b	4
1955	Bill Barnett, of	3
1956	Bill Barnett, of	3
1957	Carol Brown, of	1
	Butch Coker, c	1
	Doug Hoffman, of	1



Taylor Harbin led the Tigers in doubles as a freshman in 2005, then did the same as a junior in 2007.

Yearly Leaders



Don Russell



Ryan Riley



Mike Couture



Keith Williams



Dave Lynn



Jason Harris



Lonnie Shealy

Don Shealy, of/p	1	Casey Stone, of	2	Bill Foley, c	*9	1961 Dave Lynn, c	21	1951 Ray Mathews, of	.375
Larry Wilson, 1b	1	2002 L.J. DeMaino, of	5	1977 Bill Foley, c	*14	1962 Buddy Nixon, 1b	30	1952 Fred Knoebel, of	.366
1958 Bud Spiers, ss	3	2003 Herman Demmink, 2b	1	1978 Bill Schroeder, c	10	1963 Johnny Jones, of	22	1953 Wyman Morris, 3b	.422
1959 Doug Hoffman, of	*5	Garrick Evans, of	1	1979 Tony Masone, of	13	1964 Ben Marsella, 2b	29	1954 Doug Kingsmore, of	.371
1960 Ty Cline, of	*5	Ryan Hub, of	1	Neil Simons, of	13	1965 Rusty Adkins, of	25	1955 Lonnie Shealy, 2b	.357
1961 Elmo Lam, ss	3	Brad McCann, 3b	1	Tim Teufel, 2b	13	1966 George Sutton, of	*39	1956 Don Shealy, of/p	.348
1962 Johnny Jones, of	2	Steve Pyzik, c	1	1980 Tim Teufel, 2b	*11	1967 Rusty Adkins, 2b	*24	1957 Don Shealy, of/p	.313
Buddy Nixon, 1b	2	2004 Tony Sipp, of	4	1981 Craig Roberson, 3b	12	1968 Randy Bray, ss	23	1958 Bailey Hendley, of/p	.333
1963 Dave Ellisor, 3b	*4	2005 Taylor Harbin, 2b	4	1982 Jim McCollom, of/1b	11	1969 Craig White, of	*40	1959 Ty Cline, of/p	.326
1964 Buddy Nixon, 1b	*4	2006 Tyler Colvin, of	5	1983 Bob Pauling, 1b	10	1970 Craig White, of	28	1960 Bailey Hendley, of/p	.364
1965 Rusty Adkins, of	4	2007 Addison Johnson, of	5	1984 Jim McCollom, dh	11	1971 Craig White, of	28	1961 Pete Ayoub, 2b	.349
George Sutton, of	4			1985 Jim McCollom, 1b	21	1972 Smiley Sanders, of	21	1962 Johnny Jones, of	.439
1966 Rusty Adkins, 2b	*6			1986 Chuck Baldwin, 1b	16	1973 Craig White, of	*31	1963 Mike Bohonak, of	.349
1967 Rusty Adkins, 2b	*7			Ray Williams, of	16	1974 Smiley Sanders, of	*30	1964 Stan Ayers, c	.316
1968 Don Russell, 3b	*5			1987 Chuck Baldwin, 1b	9	1975 Denny Walling, of	*40	1965 Rusty Adkins, of	*.444
Keith Waters, of	*5			Steve Baucom, 3b	9	1976 Dave Caldwell, of	*49	1966 Ellis Dantzler, 1b	.380
1969 Don Russell, 3b	*8			Mike Milchin, 1b	9	1977 Robert Bonnette, ss	*51	1967 Garry Helms, ss	.372
1970 Eddie Dixon, 1b	*5			1988 Mike Couture, 1b	17	Bill Foley, c	*51	1968 Randy Bray, ss	.329
Don Russell, 3b	*5			1989 Mike Couture, c	10	1978 Tony Masone, of	*49	1969 Calvin Weeks, 2b/of	.354
Johnny Severs, of	*5			Jim Crowley, 3b	10	1979 Tony Masone, of	*61	1970 Randy Bray, ss	.285
Craig White, of	*5			1990 Eric Macrina, dh	18	1980 Tim Teufel, 2b	*66	1971 Craig White, of	.380
1971 Johnny Severs, of	*6			1991 Eric Macrina, dh	*24	1981 Craig Roberson, 3b	57	1972 Lin Hamilton, c	.318
Dave Van Volkenburg, 1b/p	*6			1992 Keith Williams, of	13	1982 Mark Davidson, of	50	1973 Craig White, of	.336
1972 Dave Van Volkenburg, 1b/p	*3			1993 Keith Williams, of	19	1983 Bob Pauling, 1b	55	1974 Lin Hamilton, c	.346
1973 Craig White, of	*3			1994 Mike Hampton, 3b	11	1984 Jim McCollom, dh	54	1975 Denny Walling, of	*.421
1974 Lin Hamilton, c	*4			Shane Monahan, of	11	1985 Jim McCollom, 1b	76	1976 Steve Tucker, of	.350
1975 Dave Caldwell, of	*4			1995 Matthew LeCroy, c	15	1986 Chuck Baldwin, 1b	73	1977 Neil Simons, of	.376
1976 Dave Caldwell, of	*8			1996 Steve Baucom, 3b	14	1987 Steve Baucom, 3b	69	1978 Billy Weems, of	.333
1977 Neil Simons, of	*6			1997 Matthew LeCroy, c	24	1988 Jerry Brooks, 3b	80	1979 Neil Simons, of	.355
1978 Tony Masone, of	4			1998 Matt Padgett, of	14	1989 Jim Crowley, 3b	60	1980 Tim Teufel, 2b	.387
Billy Weems, of	4			1999 Patrick Boyd, of	17	1990 Joe DeBerry, 1b	70	1981 Greg Guin, 1b	.387
1979 Dave Buffamoyer, c	4			2000 Jeff Baker, ss	11	1991 Eric Macrina, dh	84	1982 Jimmy Key, p/of	.359
1980 Neil Simons, of	4			2001 Jeff Baker, 3b	23	1992 Keith Williams, of	68	1983 Bob Pauling, 1b	.407
Billy Weems, of	4			2002 Khalil Greene, ss	*27	1993 Keith Williams, of	79	1984 Chuck Baldwin, 2b	.356
1981 Scott Powers, ss	4			2003 Michael Johnson, 1b	12	1994 Mike Hampton, 3b	70	1985 Jim McCollom, 1b	.390
1982 Ricky Hester, of	*5			2004 Lou Santangelo, c	18	1995 David Miller, 1b	78	1986 Chuck Baldwin, 1b	.370
1983 Dave Lemaster, of	4			2005 Kris Harvey, dh	*25	1996 Jason Embler, 1b	57	1987 Mark Biegert, of	.356
Jim McCollom, c	4			2006 Andy D'Alessio, 1b	*23	Matthew LeCroy, c	57	1988 Jerry Brooks, 3b	.373
1984 Scott Powers, ss	4			2007 Andy D'Alessio, 1b	17	1997 Gary Burnham, of	82	1989 Henry Threadgill, 2b	.329
1985 Jim McCollom, 1b	4					1998 Patrick Boyd, of	59	1990 Brian Kowitz, of	.403
Steve Williams, c	4					Jason Harris, 1b	59	1991 Billy McMillon, of	*.391
1986 Steve Baucom, 3b	6					1999 Kurt Bultmann, 2b	72	1992 Kevin Northrup, of	.382
1987 Bill Spiers, ss	*11					2000 Jeff Baker, ss	64	1993 Billy McMillon, of	.377
1988 Bert Heffernan, c	6					Khalil Greene, 3b	64	1994 Shane Monahan, of	.415
1989 Henry Threadgill, 2b	*6					2001 Jeff Baker, 3b	75	1995 Shane Monahan, of	.388
1990 Brian Kowitz, of	*6					2002 Khalil Greene, ss	91	1996 Jason Embler, 1b	.357
Jeff Miller, inf	*6					2003 Brad McCann, 3b	67	1997 Gary Burnham, of	.391
1991 Kevin Northrup, of	*9					2004 Brad McCann, 3b	65	1998 Matt Padgett, of	.376
1992 Shawn Satterfield, of	*7					2005 Kris Harvey, dh	70	1999 Patrick Boyd, of	.390
1993 Shane Monahan, 1b	9					2006 Andy D'Alessio, 1b	*85	2000 Khalil Greene, 3b	.364
1994 Shane Monahan, of	9					2007 Taylor Harbin, ss	62	2001 Casey Stone, of	.376
1995 David Miller, 1b	*10							2002 Khalil Greene, ss	*.470
1996 Jerome Robinson, of	6							2003 Brad McCann, 3b	.347
1997 Nathan Broome, of	2							2004 Brad McCann, 3b	.379
Gary Burnham, of	2							2005 Brad Chalk, of	.350
Brian Holstad, 2b	2							2006 Tyler Colvin, of	.356
Henri Stanley, of	2							2007 Brad Chalk, of	.366
1998 Jason Harris, 1b	2								
Peter Nystrom, of	2								
Doug Roper, ss	2								
Justin Singleton, 3b	2								
1999 Kurt Bultmann, 2b	2								
Henri Stanley, of	2								
2000 Ryan Riley, 2b	*7								
2001 Jeff Baker, 3b	2								
Chad Coder, of	2								

Home Runs

Year Player, Pos. HR

1939 George Brodie, of	4
1940 Dude Buchanan, 1b	3
1941 Joe Blalock, of	3
Dude Buchanan, 1b	3
Pop Locklair, of	3
Ace Parker, c	3
1942 Don Belk, of	3
1943 Hank Sullivan, c	4
1944 No Team	
1945 Bull Cagle, of	2
1946 Charlie Mimms, 3b/of	2
1947 Lynwood McMakin, 2b	3
Dewey Quinn, of	3
Hale Sherard, 3b	3
1948 Frank Gillespie, 3b	5
1949 Frank Gillespie, 3b	9
1950 Ken Culberson, ss	6
Fred Knoebel, of	6
Ray Mathews, of	6
1951 Ray Mathews, of	5
1952 Fred Knoebel, of	7
1953 Bill Barnett, of	4
1954 Doug Kingsmore, of	*10
1955 Bill Barnett, of	2
Charlie Blackston, ss	2
Jim O'Quinn, of	2
Dick Swetenburg, 1b	2
1956 Bill Barnett, of	4
1957 Bud Spiers, ss	3
1958 Bud Spiers, ss	4
1959 Doug Hoffman, of	*4
1960 Dave Lynn, c	*8
1961 Dave Lynn, c	*6
1962 Nicky Lomax, of	6
Buddy Nixon, 1b	6
1963 Johnny Jones, of	6
1964 Ben Marsella, 2b	6
George Sutton, of	6
1965 Jack McCall, ss	.8
1966 George Sutton, of	*11
1967 Rusty Adkins, 2b	*6
1968 Randy Bray, ss	4
Don Russell, 3b	4
Ron Zupa, 1b	4
1969 Craig White, of	*8
1970 Craig White, of	7
1971 Craig White, of	4
1972 Smiley Sanders, of	6
1973 Craig White, of	*8
1974 Smiley Sanders, of	*8
1975 Denny Walling, of	*13
1976 Dave Caldwell, of	*9

RBIs

Year Player, Pos. RBI

1939 George Brodie, of	9
1940 Francis Coakley, of	12
1941 Dude Buchanan, 1b	24
1942 Don Belk, of	18
1943 Frank Gillespie, 1b	16
Hank Sullivan, c	16
1944 No Team	
1945 Bull Cagle, of	5
1946 Dewey Quinn, 3b	15
1947 Dewey Quinn, of	24
Jack McCall, ss	25
1948 Jimmy Jones, 1b	19
1949 Frank Gillespie, 3b	33
1950 Ken Culberson, ss	36
1951 Dick Hendley, c	25
1952 Fred Knoebel, of	29
1953 Wyman Morris, 3b	19
1954 Doug Kingsmore, of	27
1955 Jim O'Quinn, c	13
1956 Bill Barnett, of	19
1957 Don Shealy, of/p	13
1958 Bud Spiers, ss	*34
1959 Larry Bagwell, 3b	*27
1960 Dave Lynn, c	*31

Batting Average

Year Player, Pos. BA

1939 Ed Irick, 3b	.358
1940 Francis Coakley, of	.391
1941 Dude Buchanan, 1b	.485
1942 Homer Coker, of	.462
1943 Homer Coker, of	.462
1944 No Team	
1945 H.H. Tyler, 2b	.282
1946 Dewey Quinn, 3b	.365
1947 Lynwood McMakin, 2b	.348
1948 Frank Gillespie, 3b	.338
1949 Ken Culberson, ss	.355
1950 Doug Angley, of	.381

Slugging Percentage

Year Player, Pos. Sig. %

1939 George Brodie, of	.615
1940 Dude Buchanan, 1b	.691
1941 Dude Buchanan, 1b	.809
1942 Don Belk, of	.594
1943 Homer Coker, of	.750
1944 No Team	



Yearly Leaders



Frank Gillespie



Andy D'Alessio



Billy Weems



Brian Kowitz



Ty Cline



Marquez Smith



Johnny Severs

1945	Bull Cagle, of	.429	1982	Dave Lemaster, c/of	.582	1946	Dewey Quinn, 3b	50	Runs Scored			1997	Gary Burnham, of	83
1946	Dewey Quinn, 3b	.588	1983	Jim McCollom, c	.611	1947	Dewey Quinn, of	58	Year	Player, Pos.	R	1998	Patrick Boyd, of	66
1947	Dewey Quinn, of	.512	1984	Jim McCollom, dh	.596	1948	Gene Moore, c	48	1939	Teddy Boselli, ss	15	1999	Henri Stanley, of	85
1948	Frank Gillespie, 3b	.648	1985	Jim McCollom, 1b	.749	1949	Frank Gillespie, 3b	66	1940	Dude Buchanan, 1b	21	2000	Casey Stone, of	65
1949	Frank Gillespie, 3b	.641	1986	Chuck Baldwin, 1b	.623	1950	Doug Angley, of	77	1941	Dude Buchanan, 1b	27	2001	Jeff Baker, 3b	66
1950	Doug Angley, of	.597	1987	Chuck Baldwin, 1b	.565	1951	Ray Mathews, of	52	1942	Don Belk, of	16	2002	Khalil Greene, ss	*^93
1951	Ray Mathews, of	.591	1988	Mike Couture, of	.647	1952	Fred Knoebel, of	59		Bob Berry, ss	16	2003	Michael Johnson, 1b	54
1952	Fred Knoebel, of	.720	1989	Jim Crowley, 3b	.509	1953	Wyman Morris, 3b	46	1943	Homer Coker, of	25		Russell Triplett, ss	54
1953	Wyman Morris, 3b	.703	1990	Eric Macrina, dh	.693	1954	Doug Kingsmore, of	66	1944	No Team		2004	Brad McCann, 3b	64
1954	Doug Kingsmore, of	.742	1991	Billy McMillon, of	.708	1955	Bill Barnett, of	36	1945	H.H. Tyler, 2b	16	2005	Taylor Harbin, 2b	64
1955	Bill Barnett, of	.581	1992	Billy McMillon, 1b	.602	1956	Bill Barnett, of	44	1946	June Pruitt, 1b	20	2006	Brad Chalk, of	67
1956	Bill Barnett, of	.579	1993	Keith Williams, of	.690	1957	Don Shealy, of/p	27	1947	Lynwood McMakin, 2b	39	2007	Marquez Smith, 3b	54
1957	Don Shealy, of/p	.422	1994	Shane Monahan, of	.639		Bud Spiers, ss	27	1948	Ray Mathews, of	23	Stolen Bases		
1958	Bud Spiers, ss	.500	1995	Shane Monahan, of	.637	1958	Bud Spiers, ss	65	1949	Ken Culberson, ss	33	Year	Player, Pos.	SB
1959	Doug Hoffman, of	.552	1996	Jason Embler, 1b	.563	1959	Ty Cline, of/p	60	1950	Fred Knoebel, of	45	1939	Teddy Boselli, ss	4
1960	Dave Lynn, c	.708	1997	Matthew LeCroy, c	.722	1960	Dave Lynn, c	63	1951	Roby Crouch, 1b	29	1940	Ace Parker, c	4
1961	Dave Lynn, c	.639	1998	Matt Padgett, of	.624	1961	Dave Lynn, c	46	1952	Roy Coker, 2b	26	1941	Joe Blalock, of	7
1962	Joey Taylor, of	.766	1999	Patrick Boyd, of	.695	1962	Johnny Jones, of	60	1953	Roy Coker, 2b	17	1942	Joe Blalock, of	10
1963	Johnny Jones, of	.570	2000	Khalil Greene, 3b	.532	1963	Johnny Jones, of	57	1954	Doug Kingsmore, of	*25	1943	Homer Coker, c	8
1964	George Sutton, of	.576	2001	Jeff Baker, 3b	.738	1964	Ben Marsella, 2b	62	1955	Lonnie Shealy, 2b	13		Hank Sullivan, c	8
1965	Jack McCall, ss	.670	2002 Khalil Greene, ss	*.877		1965	Rusty Adkins, of	83	1956	Bill Barnett, of	16	1944	No Team	
1966	George Sutton, of	.632	2003	Michael Johnson, 1b	.576	1966	Rusty Adkins, 2b	67		Don Shealy, of/p	16	1945	H.H. Tyler, 2b	6
1967	Rusty Adkins, 2b	.597	2004	Brad McCann, 3b	.648		George Sutton, of	67	1957	Doug Hoffman, of	11	1946	J.M. Looper, of	4
1968	Randy Bray, ss	.466	2005	Kris Harvey, dh	.687	1967	Rusty Adkins, 2b	89	1958	Larry Bagwell, 3b	*34		Sanford Quinn, of	4
1969	Craig White, of	.577	2006	Andy D'Alessio, 1b	.648	1968	Randy Bray, ss	68	1959	Ty Cline, of/p	*34	1947	Lynwood McMakin, 2b	6
1970	Craig White, of	.538	2007	Andy D'Alessio, 1b	.634	1969	Don Russell, 3b	90	1960	Ty Cline, of	26		Dan Stroud, of	6
1971	Craig White, of	.574	Total Bases				Craig White, of	90	1961	Elmo Lam, ss	27	1948	J.R. Brown, of	10
1972	Richard Haynes, 2b	.505	Year	Player, Pos.	TB	1970	Craig White, of	77	1962	Johnny Jones, of	28		Ray Mathews, of	10
1973	Craig White, of	.641	1939	Ed Irick, 3b	37	1971	Craig White, of	74	1963	Johnny Jones, of	22	1949	Frank Gillespie, 3b	5
1974	Steve Tucker, of	.541	1940	Dude Buchanan, 1b	38	1972	Richard Haynes, 2b	55		Nicky Lomax, of	22	1950	Fred Knoebel, of	26
1975	Denny Walling, of	.807	1941	Dude Buchanan, 1b	55	1973	Craig White, of	84	1964	Buddy Nixon, 1b	23	1951	Roby Crouch, 1b	14
1976	Dave Caldwell, of	.607	1942	Don Belk, of	38	1974	Smiley Sanders, of	78	1965	Rusty Adkins, of	*30	1952	Billy O'Dell, p	3
1977	Bill Foley, c	.611	1943	Homer Coker, of	39	1975	Denny Walling, of	113		Jack McCall, ss	*30	1953	Bill Barnett, of	6
1978	Tony Masone, of	.597	1944	No Team		1976	Dave Caldwell, of	119	1966	Rusty Adkins, 2b	*39	1954	Wyman Morris, 3b	10
1979	Tim Teufel, 2b	.650	1945	Bull Cagle, of	21	1977	Bill Foley, c	124	1967	Rusty Adkins, 2b	*40	1955	Bill Barnett, of	2
1980	Tim Teufel, 2b	.690				1978	Tony Masone, of	111	1968	Don Russell, 3b	26		Charlie Blackston, ss	2
1981	Craig Roberson, 3b	.581				1979	Tony Masone, of	129	1969	Don Russell, 3b	*43		Jim Coleman, of	2
						1980	Billy Weems, of	117	1970	Don Russell, 3b	33	1956	Bill Barnett, of	4
						1981	Craig Roberson, 3b	126	1971	Johnny Severs, of	*37	1957	Doug Hoffman, of	2
						1982	Mark Davidson, of	119	1972	Kenny Bagwell, 2b	24		Don Shealy, of/p	2
						1983	Bob Paulling, 1b	121	1973	Richard Haynes, 2b	*29	1958	Larry Bagwell, 3b	4
						1984	Jim McCollom, dh	121		Craig White, of	*29		Doug Hoffman, of	4
						1985	Jim McCollom, 1b	*188	1974	Smiley Sanders, of	*41	1959	Doug Hoffman, of	11
						1986	Chuck Baldwin, 1b	180	1975	Kurt Seibert, ss	*48	1960	Ty Cline, of	12
						1987	Steve Baucom, 3b	143	1976	Kurt Seibert, ss	*43	1961	Harry Pavilack, 3b	3
						1988	Jerry Brooks, 3b	179	1977	Neil Simons, of	50	1962	Dave Ellisor, 3b	9
						1989	Henry Threadgill, 2b	135	1978	Steve Nilsson, 1b	*49	1963	Dave Ellisor, 3b	9
						1990	Brian Kowitz, of	145	1979	Dave Buffamoyer, c	*66	1964	Jack McCall, ss	3
						1991	Eric Macrina, dh	*179	1980	Billy Weems, of	58	1965	Rusty Adkins, of	12
						1992	Kevin Northrup, of	149	1981	Mike Mahoney, of	54	1966	Rusty Adkins, 2b	9
						1993	Keith Williams, of	176	1982	Mark Davidson, of	*58	1967	Rusty Adkins, 2b	*17
						1994	Shane Monahan, of	211	1983	Jim McCollom, c	50	1968	Keith Waters, of	12
						1995	Shane Monahan, of	*174	1984	Brooks Shumake, of	60	1969	Johnny Severs, of	10
						1996	Matthew LeCroy, c	137	1985	Bert Heffernan, c	60	1970	Don Russell, 3b	9
						1997	Gary Burnham, of	176	1986	Bill Spiers, ss	*73		Johnny Severs, of	9
						1998	Matt Padgett, of	146	1987	Bert Heffernan, c	68	1971	Johnny Severs, of	17
						1999	Patrick Boyd, of	171	1988	Bert Heffernan, c	*93	1972	Charlie Ing, of	7
						2000	Khalil Greene, 3b	143	1989	Brian Kowitz, of	61	1973	John Adeimy, ss	3
						2001	Jeff Baker, 3b	172	1990	Brian Kowitz, of	*87		Richard Haynes, 2b	3
						2002 Khalil Greene, ss	*^250		1991	Jim Crowley, 2b	79		Craig White, of	3
						2003	Brad McCann, 3b	137	1992	Kevin Northrup, of	67		Lin Hamilton, c	4
						2004	Brad McCann, 3b	164	1993	Billy McMillon, of	64		Charlie Ing, of	4
						2005	Kris Harvey, dh	171	1994 Shane Monahan, of	*^97			Mike Mahoney, of	4
						2006	Tyler Colvin, of	171	1995	Shane Monahan, of	*82		Kurt Seibert, ss	4
						2007	Doug Hogan, c	142	1996	Gary Burnham, of	62	1975	Billy Wingo, 2b	*22

Billy McMillon, Greenville Drive's hitting coach, led Clemson in slugging percentage in 1991 and 1992.



Billy McMillon, Greenville Drive's hitting coach, led Clemson in slugging percentage in 1991 and 1992.

Yearly Leaders



Henry Threadgill



Dick Swetenburg



Steve Nilsson



Larry Meekins



Scott Clackum



Patrick Hogan



Brian Barnes

1976	Kurt Seibert, ss	*13
1977	Steve Nilsson, 1b	*15
1978	Billy Weems, of	*26
1979	Dave Buffamoyer, c	21
1980	Billy Weems, of	*30
1981	Mike Mahoney, of	12
1982	Brooks Shumake, of/3b	21
1983	Brooks Shumake, ss	30
1984	Brooks Shumake, of	20
1985	Ray Williams, of	16
1986	Bill Spiers, ss	35
1987	Ray Williams, of	24
1988	Randy Mazey, of	34
1989	Henry Threadgill, 2b	*47
1990	Brian Kowitz, of	*34
1991	Kevin Northrup, of	21
1992	Kevin Northrup, of	*47
1993	Shane Monahan, 1b	17
1994	Mike Hampton, 3b	*39
1995	David Miller, 1b	27
1996	Doug Livingston, 2b	24
1997	Brian Holstad, 2b	11
1998	Brian Holstad, 3b	15
	Doug Roper, ss	15
1999	Henri Stanley, of	27
2000	Casey Stone, of	25
2001	Casey Stone, of	25
2002	Jeff Baker, 3b	17
	Khalil Greene, ss	17
2003	Garrick Evans, of	8
2004	Tony Sipp, of	20
2005	Tyler Colvin, of	12
2006	Tyler Colvin, of	23
2007	Taylor Harbin, ss	14

Walks

Year	Player, Pos.	BB
1942	Winston Holliday, p	12
1943	Unavailable	
1944	No Team	
1945	H.H. Tyler, 2b	14
1946	June Pruitt, 1b	27
1947	Lynwood McMakin, 2b	30
1948	Leo Fisher, 2b	14
1949	Unavailable	
1950	Unavailable	
1951	Roby Crouch, 1b	20
1952	Joe Murray, 1b	17
1953	Doug Kingsmore, of	10
1954	Dick Swetenburg, 1b	22
1955	Jim O'Quinn, c	9
1956	Unavailable	
1957	Doug Hoffman, of	17
1958	Bailey Hendley, of/p	24
1959	Doug Hoffman, of	33
1960	Bailey Hendley, of/p	18
1961	Dave Lynn, c	22
1962	Johnny Jones, of	21
1963	Johnny Jones, of	19
1964	Jack McCall, ss	20
1965	George Sutton, of	22
1966	Jack McCall, ss	27
1967	Rusty Adkins, 2b	27
1968	Don Russell, 3b	30
1969	Don Russell, 3b	42
1970	Don Russell, 3b	35

1971	Johnny Severs, of	44
1972	Dave Van Volkenburg, 1b/p	27
1973	Smiley Sanders, of	23
1974	Lin Hamilton, c	32
1975	Kurt Seibert, ss	39
1976	Kurt Seibert, ss	50
1977	Steve Nilsson, 1b	45
1978	Steve Nilsson, 1b	47
1979	Neil Simons, of	49
1980	Neil Simons, of	51
1981	Glenn Gallagher, of	34
1982	Craig Roberson, 3b	48
1983	Frank Russ, 2b	36
1984	Brooks Shumake, of	42
1985	Bert Heffernan, c	45
1986	Bert Heffernan, c	55
1987	Bert Heffernan, c	45
1988	Bert Heffernan, c	*62
1989	Mike Couture, c	55
1990	Brian Kowitz, of	44
1991	Todd Stefan, ss	45
1992	Kevin Northrup, of	51
1993	Billy McMillon, of	47
1994	Mike Hampton, 3b	47
1995	Gary Burnham, of	46
1996	Gary Burnham, of	61
1997	Matthew LeCroy, c	53
1998	Patrick Boyd, of	44
1999	Jason Harris, 1b	64
	Henri Stanley, of	64
2000	Patrick Boyd, of	44
2001	Michael Johnson, 1b	43
2002	Michael Johnson, 1b	50
2003	Michael Johnson, 1b	*63
2004	Brad McCann, 3b	36
2005	Brad Chalk, of	34
2006	Brad Chalk, of	41

Pitching

Appearances

Year	Player (Throws)	App.
1952	Billy O'Dell (L)	10
1953	Billy O'Dell (L)	11
1954	Billy O'Dell (L)	14
1955	Leonard Humphries (R)	7
1956	Leonard Humphries (R)	9
1957	Harold Stowe (L)	9
1958	Harold Stowe (L)	*^21
1959	Harold Stowe (L)	19
1960	Jimmy Roller (R)	14
1961	Gene Harbeson (R)	12
1962	Tommy Lyon (L)	13
1963	Tommy Lyon (L)	14
1964	Tommy Chapman (L)	12
1965	Charlie Watson (R)	14
1966	Charlie Watson (R)	15
1967	Pete Myers (R)	16
1968	Tom Hudgins (R)	13
1969	Jay Bevis (R)	16
1970	Jay Bevis (R)	20
1971	Jay Bevis (R)	16
	Rusty Gerhardt (L)	16
1972	Jay Bevis (R)	17
1973	Jimmy Baker (R)	18
1974	Larry Meekins (R)	18
1975	Larry Meekins (R)	14
	Chuck Porter (R)	14
1976	Chuck Porter (R)	15
	Randy Quintrell (L)	15
1977	Ron Musselman (R)	17
1978	Dave Woessner (R)	20

1979	Mike Sullivan (R)	17
1980	Billy Trapp (R)	28
1981	Jimmy Key (L)	18
1982	Lee Wiles (R)	22
1983	Lynn Martin (R)	24
1984	John Pawlowski (R)	22
1985	John Burnett (L)	*22
1986	Mike Huggins (R)	22
1987	Phillip Lowery (R)	23
1988	Brian Barnes (L)	22
	Mike Milchin (L)	22
	Jerome Santivasci (R)	22
1989	Jerome Santivasci (R)	27
1990	Ron Frazier (R)	24
1991	Eric Bradford (R)	25
1992	Aaron Jersild (L)	32
1993	Andy Taulbee (R)	30
1994	Scott Winchester (R)	28
1995	Scott Winchester (R)	33
1996	David Shepard (R)	27
1997	Matt Additon (R)	24
	Scott Clackum (R)	24
1998	Scott Clackum (R)	23
1999	Matt Additon (R)	26
2000	Nick Glaser (R)	33
2001	Josh Cram (R)	28
2002	Tyler Lumsden (L)	27
2003	Robert Rohrbaugh (L)	26
2004	Patrick Hogan (R)	24
2005	Jeff Hahn (R)	25
2006	Daniel Moskos (L)	33
2007	Stephen Clyne (R)	31

Starts

Year	Player (Throws)	GS
1952	Billy O'Dell (L)	7
1953	Billy O'Dell (L)	8
1954	Billy O'Dell (L)	11
1955	Leonard Humphries (R)	6
1956	Leonard Humphries (R)	7
1957	Harold Stowe (L)	7
1958	Harold Stowe (L)	15
1959	Harold Stowe (L)	9
1960	Dave Sprouse (R)	7
1961	Damon Vincent (R)	10
1962	Tommy Lyon (L)	9
	Dave Olson (R)	9
1963	Damon Vincent (R)	6
1964	Tommy Chapman (L)	11
1965	Tommy Chapman (L)	11
1966	Bill Parmer (R)	9
1967	Bill Parmer (R)	10
1968	Tom Hudgins (R)	10
1969	Rusty Gerhardt (L)	15
1970	Rusty Gerhardt (L)	14
1971	Rusty Gerhardt (L)	14
1972	Rusty Gerhardt (L)	12
1973	Steve Cline (R)	9
1974	Steve Cline (R)	13
1975	Chuck Porter (R)	13
1976	Ron Musselman (R)	14
	Chuck Porter (R)	14
1977	Ron Musselman (R)	15
1978	Mike Sullivan (R)	13
1979	Brian Snyder (L)	14
1980	Mike Brown (R)	15

Relief Appearances

Year	Player (Throws)	RA
1952	Gerald Dempsey (R)	3
	Charlie Hall (R)	3
	Robby Saylor (L)	3
1953	Bubba Free (R)	4
1954	Mickey Cone (L)	3
	Billy O'Dell (L)	3
1955	Bill Toth (R)	5
1956	Bill Toth (R)	7
1957	Frank Elrod (L)	4
1958	Ed Lakey (R)	8
1959	Harold Stowe (L)	10
1960	Jimmy Roller (R)	9
1961	Jimmy Roller (R)	8
1962	Bill Burnette (R)	9
1963	Tommy Lyon (L)	10
1964	Bob Lowell (R)	9
1965	Charlie Watson (R)	11
1966	Bill James (R)	9
1967	Pete Myers (R)	11
1968	Alan Demarest (R)	9
1969	Jay Bevis (R)	15
1970	Jay Bevis (R)	20
1971	Jay Bevis (R)	16
1972	Jay Bevis (R)	16
1973	Jimmy Baker (R)	17
1974	Larry Meekins (R)	18
1975	Tommy Qualters (R)	13
1976	Houston Matthews (R)	9
1977	Dave Woessner (R)	14
1978	Dave Woessner (R)	19
1979	Billy Trapp (R)	12



Kurt Seibert led Clemson and the ACC in both runs scored and stolen bases during the 1976 season.





Billy Trapp



Tommy Chapman



Kris Benson



Lindsay Graham



Josh Cribb



Bill Parmer



Jason Angel

Dave Woessner (R)	12	1977 Ron Musselman (R)	*8	1968 John Curtis (L)	1	Scott Miller (R)	*2	1968 Nelson Gibson (R)	7
1980 Billy Trapp (R)	28	1978 Mike Brown (R)	6	Alan Demarest (R)	1	1992 No Individual Shutouts		1969 Dave Van Volkenburg (L)	9
1981 Glenn Martin (R)	15	1979 Mike Sullivan (R)	5	Nelson Gibson (R)	1	1993 No Individual Shutouts		1970 Rusty Gerhardt (L)	*9
1982 Lee Wiles (R)	22	1980 Mike Brown (R)	5	Tom Hudgins (R)	1	1994 No Individual Shutouts		1971 Rusty Gerhardt (L)	*11
1983 Lynn Martin (R)	24	1981 Jeff Gilbert (R)	7	Bill James (R)	1	1995 Jason Dawsey (L)	2	1972 Rusty Gerhardt (L)	7
1984 John Pawlowski (R)	18	1982 Jimmy Key (L)	*7	1969 Rusty Gerhardt (L)	1	1996 Kris Benson (R)	*4	1973 Steve Cline (R)	*7
1985 John Burnett (L)	*22	1983 Jeff Gilbert (R)	2	Tom Hudgins (R)	1	1997 No Individual Shutouts		1974 Steve Cline (R)	*9
1986 Mike Huggins (R)	22	1984 Scott Parrish (R)	5	1970 Rusty Gerhardt (L)	1	1998 No Individual Shutouts		1975 Chuck Porter (R)	*8
1987 Phillip Lowery (R)	21	1985 George Stone (R)	8	Dave Van Volkenburg (L)	1	1999 No Individual Shutouts		1976 Chuck Porter (R)	*12
1988 Mike Milchin (L)	22	1986 Bill Steele (R)	2	1971 Dave Van Volkenburg (L)	2	2000 Ryan Mottl (R)	1	1977 Ron Musselman (R)	*12
Jerome Santivaschi (R)	22	1987 Brian Barnes (L)	5	1972 Lindsay Graham (R)	*3	2001 Steve Reba (R)	1	1978 Mike Brown (R)	*9
1989 Jerome Santivaschi (R)	27	Alan Botkin (L)	5	1973 Lindsay Graham (R)	2	2002 No Individual Shutouts		1979 Mike Sullivan (R)	*1
1990 Eric Bradford (R)	17	1988 Brian Barnes (L)	6	1974 Ty Cline (L)	2	2003 Tyler Lumsden (L)	1	1980 Mike Brown (R)	9
1991 Eric Bradford (R)	25	1989 Brian Barnes (L)	*9	1975 Randy Quintrell (L)	2	2004 No Individual Shutouts		1981 Jeff Gilbert (R)	8
1992 Aaron Jersild (L)	32	1990 Tim Parker (R)	5	1976 Ron Musselman (R)	*4	2005 Josh Cribb (R)	*2	Scott Parrish (R)	8
1993 Scott Winchester (R)	26	1991 Jason Angel (R)	3	1977 Tommy Qualters (R)	*3	2006 No Individual Shutouts		1982 Jeff Gilbert (R)	*9
1994 Scott Winchester (R)	28	1992 Scott Miller (R)	2	1978 Mike Brown (R)	*2	2007 No Individual Shutouts		Jimmy Key (L)	*9
1995 Scott Winchester (R)	33	1993 Jason Dawsey (L)	2	Mike Sullivan (R)	*2			1983 Scott Parrish (R)	6
1996 David Shepard (R)	27	1994 Kris Benson (R)	1	1979 Mike Sullivan (R)	*2			Tim Rice (L)	6
1997 Matt Additon (R)	24	Jason Dawsey (L)	1	1980 Mike Brown (R)	*2			1984 Scott Parrish (R)	7
Scott Clackum (R)	24	Billy Koch (R)	1	Bill Duke (R)	*2			John Pawlowski (R)	7
1998 Scott Clackum (R)	23	1995 Jason Dawsey (L)	4	1981 Jeff Gilbert (R)	1			George Stone (R)	7
1999 Matt Additon (R)	21	1996 Kris Benson (R)	7	Jimmy Key (L)	1			1985 John Pawlowski (R)	9
2000 Nick Glaser (R)	33	1997 Ryan Mottl (R)	2	Scott Parrish (R)	1			George Stone (R)	9
2001 Josh Cram (R)	28	Matt White (L)	2	1982 Jeff Gilbert (R)	2			Bill Steele (R)	9
2002 Thomas Boozer (L)	26	1998 Ryan Mottl (R)	1	1983 Scott Parrish (R)	*1			1987 Brian Barnes (L)	*12
2003 Robert Rohrbaugh (L)	25	Matt White (L)	1	1984 Scott Parrish (R)	*2			1988 Brian Barnes (L)	*13
2004 Patrick Hogan (R)	24	1999 Ryan Mottl (R)	1	1985 John Pawlowski (R)	2			1989 Brian Barnes (L)	*16
2005 Jeff Hahn (R)	23	2000 Ryan Mottl (R)	2	1986 No Individual Shutouts				1990 Dave Tripp (R)	8
2006 Daniel Moskos (L)	33	2001 Steve Reba (R)	2	1987 Alan Botkin (L)	2			1991 Jason Angel (R)	*14
2007 Stephen Clyne (R)	31	2002 Steve Reba (R)	1	Oliver Whitaker (L)	2			1992 Scott Miller (R)	11
		2003 Tyler Lumsden (L)	1	1988 Alan Botkin (L)	1			1993 Chad Phillips (L)	12
		2004 Robert Rohrbaugh (L)	1	David Tripp (R)	1			1994 Andy Taulbee (R)	12
		2005 Josh Cribb (R)	*3	1989 Brian Barnes (L)	1			1995 Jason Dawsey (L)	11
		Stephen Faris (R)	*3	Ron Frazier (R)	1			1996 Kris Benson (R)	14
		2006 Josh Cribb (R)	1	1990 Tim Parker (R)	3			1997 Ryan Mottl (R)	10
		Stephen Faris (R)	1	1991 Jason Angel (R)	*2			1998 Ryan Mottl (R)	9
		2007 David Kopp (R)	1					1999 Matt Additon (R)	6
								Thomas Boozer (L)	6
								Chris Heck (L)	6
								Mike Paradis (R)	6
								2000 Ryan Mottl (R)	10
								2001 Steve Reba (R)	12
								2002 Matt Henrie (R)	13
								Steve Reba (R)	13
								2003 Tyler Lumsden (L)	8
								2004 Kris Harvey (R)	6
								2005 Josh Cribb (R)	8
								Robert Rohrbaugh (L)	8
								2006 Jason Berken (R)	9
								Josh Cribb (R)	9
								Stephen Faris (R)	9
								2007 Alan Farina (R)	6
								Ryan Hinson (L)	6
								David Kopp (R)	6



Harold Stowe led the team in wins three straight years, including 1958 when he led the nation with 14.


Yearly Leaders



Rusty Gerhardt



Stephen Faris




Jerome Santivaschi



Jimmy Key



Jay Bevis



Damon Vincent



Steve Reba

1960	Jimmy Roller (R)	71.2	1967	Bill Parmer (R)	1.14	1974	Steve Cline (R)	*69	Chad Phillips (L)	2	1976	Chuck Porter (R)	474		
1961	Damon Vincent (R)	61.1	1968	John Curtis (L)	1.80	1975	Chuck Porter (R)	67	1992	Aaron Jersild (L)	7	1977	Ron Musselman (R)	483	
1962	Tommy Lyon (L)	82.0	1969	Jay Bevis (R)	*1.59	1976	Ron Musselman (R)	78	1993	Scott Winchester (R)	10	1978	Brian Snyder (L)	370	
1963	Damon Vincent (R)	44.1	1970	Jay Bevis (R)	1.12	1977	Ron Musselman (R)	*107	1994	Scott Winchester (R)	10	1979	Brian Snyder (L)	397	
1964	Tommy Chapman (L)	89.1	1971	Rusty Gerhardt (L)	2.17	1978	Mike Sullivan (R)	63	1995	Scott Winchester (R)	*14	1980	Jimmy Key (L)	454	
1965	Tommy Chapman (L)	85.0	1972	Rusty Gerhardt (L)	2.22	1979	Mike Sullivan (R)	79	1996	David Shepard (R)	5	1981	Jeff Gilbert (R)	429	
1966	Charlie Watson (R)	65.2	1973	Steve Cline (R)	2.12	1980	Mike Brown (R)	77	1997	Matt Addition (R)	5	1982	Jimmy Key (L)	485	
1967	Bill Parmer (R)	71.0	1974	Steve Cline (R)	1.84	1981	Jeff Gilbert (R)	58	1998	Scott Clackum (R)	*9	1983	Scott Parrish (R)	273	
1968	Nelson Gibson (R)	62.0	1975	Randy Quintrell (L)	1.50	1982	Jimmy Key (L)	94	1999	Chris Heck (L)	5	1984	George Stone (R)	327	
1969	Dave Van Volkenburg (L)	92.1	1976	Ron Musselman (R)	2.11	1983	Tim Rice (L)	42	2000 Nick Glaser (R)	*15	1985	George Stone (R)	569		
1970	Rusty Gerhardt (L)	*100.1	1977	Brian Snyder (L)	*1.19	1984	George Stone (R)	57	2001	Josh Cram (R)	6	1986	Bill Steele (R)	481	
1971	Rusty Gerhardt (L)	*108.0	1978	Tommy Qualters (L)	*0.79	1985	George Stone (R)	93	2002	Paul Harrelson (R)	8	1987	Brian Barnes (L)	523	
1972	Rusty Gerhardt (L)	*85.0	1979	Mike Sullivan (R)	*1.98	1986	Brian Barnes (L)	53	2003	Paul Harrelson (R)	6	1988	Brian Barnes (L)	598	
1973	Lindsay Graham (R)	60.2	1980	Bill Duke (R)	*2.24	1987	Brian Barnes (L)	*112	2004	Patrick Hogan (R)	*10	1989	Brian Barnes (L)	*602	
1974	Steve Cline (R)	*102.2	1981	Jeff Gilbert (R)	3.25	1988	Brian Barnes (L)	*140	2005	Jeff Hahn (R)	3	1990	Tim Parker (R)	417	
1975	Chuck Porter (R)	*81.1	1982	Jimmy Key (L)	2.79	1989 Brian Barnes (L)	*208	1990	Daniel Moskos (L)	10	1991	Jason Angel (R)	443		
1976	Chuck Porter (R)	*119.0	1983	Jeff Gilbert (R)	2.25	1990	Tim Parker (R)	90	2007	Daniel Moskos (L)	6	1992	Jason Angel (R)	454	
1977	Ron Musselman (R)	*117.1	1984	Scott Parrish (R)	2.20	1991	Mike Kimbrell (R)	74	Batters Faced				1993	Andy Taulbee (R)	419
1978	Mike Brown (R)	83.1	1985	George Stone (R)	3.89	1992	Jason Angel (R)	76	Year Player (Throws)	BF	1994	Andy Taulbee (R)	489		
1979	Mike Sullivan (R)	*91.0	1986	Oliver Whitaker (L)	3.12	1993	Andy Taulbee (R)	85	1960	Jimmy Roller (R)	289	1995	Jason Dawsey (L)	529	
1980	Jimmy Key (L)	*111.1	1987	Alan Botkin (L)	2.54	1994	Andy Taulbee (R)	103	1961	Damon Vincent (R)	286	1996 Kris Benson (R)	*606		
1981	Jeff Gilbert (R)	102.1	1988	Jerome Santivasci (R)	1.98	1995	Jason Dawsey (L)	*133	1962	Tommy Lyon (L)	346	1997	Ryan Mottl (R)	479	
1982	Jimmy Key (L)	*116.0	1989	Jerome Santivasci (R)	1.36	1996	Kris Benson (R)	*204	1963	Tommy Lyon (L)	198	1998	Ryan Mottl (R)	441	
1983	Scott Parrish (R)	62.2	1990	Tim Parker (R)	2.97	1997	Ryan Mottl (R)	99	1964	Tommy Chapman (L)	394	1999	Ryan Mottl (R)	480	
1984	George Stone (R)	80.2	1991	Jason Angel (R)	*2.33	1998	Ryan Mottl (R)	96	1965	Tommy Chapman (L)	364	2000	Ryan Mottl (R)	451	
1985	George Stone (R)	127.1	1992	Mike Holtz (L)	1.26	1999	Mike Paradis (R)	87	1966	Tommy Chapman (L)	276	2001	Steve Reba (R)	434	
1986	Bill Steele (R)	109.1	1993	Scott Winchester (R)	2.61	2000	Ryan Mottl (R)	81	1967	Charlie Watson (R)	290	2002	Steve Reba (R)	437	
1987	Brian Barnes (L)	120.2	1994	Mike Holtz (L)	1.66	2001	Steve Reba (R)	103	1968	Nelson Gibson (R)	257	2003	Tyler Lumsden (L)	373	
1988	Brian Barnes (L)	*137.2	1995 Scott Winchester (R)	0.59	2002	Steve Reba (R)	82	1969	Dave Van Volkenburg (L)	407	2004	Tyler Lumsden (L)	358		
1989	Brian Barnes (L)	*146.0	1996	Kris Benson (R)	*2.02	2003	Tyler Lumsden (L)	72	1970	Rusty Gerhardt (L)	410	2005	Josh Cribb (R)	469	
1990	Tim Parker (R)	97.0	1997	Ryan Mottl (R)	4.73	2004	Tyler Lumsden (L)	88	1971	Rusty Gerhardt (L)	424	2006	Stephen Faris (R)	408	
1991	Jason Angel (R)	108.0	1998	Scott Clackum (R)	1.11	2005	Josh Cribb (R)	97	1972	Lindsay Graham (R)	276	2007	David Kopp (R)	429	
1992	Jason Angel (R)	105.1	1999	Chris Heck (L)	2.23	2006	Stephen Faris (R)	86	1973	Steve Cline (R)	257	* - led the ACC; ^ - led the nation; Note: Bold denotes a Clemson single-season record.			
1993	Andy Taulbee (R)	97.1	2000	Nick Glaser (R)	2.45	2007	Daniel Moskos (L)	78	1974	Steve Cline (R)	417				
1994	Andy Taulbee (R)	114.2	2001	Steve Reba (R)	2.58	Saves			1975	Chuck Porter (R)	361				
1995	Jason Dawsey (L)	129.1	2002	Matt Henrie (R)	3.12	Year Player (Throws)	Svs								
1996 Kris Benson (R)	*156.0	2003	Jason Berken (R)	3.19	1969	Jay Bevis (R)	6								
1997	Ryan Mottl (R)	106.2	2004	Jason Berken (R)	2.53	1970	Jay Bevis (R)							5	
1998	Ryan Mottl (R)	101.0	2005	Stephen Faris (R)	2.60	1971	Jay Bevis (R)							4	
1999	Ryan Mottl (R)	99.2	2006	Stephen Faris (R)	2.36	1972	Jay Bevis (R)							5	
2000	Ryan Mottl (R)	107.0	2007	Stephen Clyne (R)	2.58	1973	Jimmy Baker (R)							3	
2001	Steve Reba (R)	108.0	Strikeouts			Lindsay Graham (R)	3								
2002	Matt Henrie (R)	112.2	Year Player (Throws)	K	1974	Larry Meekins (R)	3								
Steve Reba (R)	112.2	1952	Billy O'Dell (L)	81	1975	Tommy Qualters (R)	6								
2003	Tyler Lumsden (L)	86.0	1953	Billy O'Dell (L)	108	1976	Houston Matthews (R)							4	
2004	Tyler Lumsden (L)	81.1	1954	Billy O'Dell (L)	*111	1977	Dave Woessner (R)							5	
2005	Josh Cribb (R)	109.1	1955	Leonard Humphries (R)	39	1978	Dave Woessner (R)							6	
2006	Stephen Faris (R)	103.0	1956	Johnny Drake (R)	49	1979	Len Bradley (R)							5	
2007	David Kopp (R)	99.2	1957	Harold Stowe (L)	36	1980	Len Bradley (R)							7	
ERA			1958	Harold Stowe (L)	*126	1981	Lynn Martin (R)							2	
Year Player (Throws)	ERA	1959	Harold Stowe (L)	*117	Tim Rice (L)	2									
1953	Billy O'Dell (L)	1.36	1960	Bailey Hendley (R)	39	1982	Roger Hackett (L)							2	
1954	Billy O'Dell (L)	0.79	1961	Damon Vincent (R)	62	David Hess (R)	2								
1955	Unavailable		1962	Tommy Lyon (L)	52	Lee Wiles (R)	2								
1956	Johnny Drake (R)	2.56	1963	Damon Vincent (R)	48	1983	Lynn Martin (R)							4	
1957	Harold Stowe (L)	3.58	1964	Tommy Chapman (L)	*83	1984	John Pawlowski (R)							4	
1958	Harold Stowe (L)	2.34	1965	Tommy Chapman (L)	100	1985	John Burnett (L)							*4	
1959	Harold Stowe (L)	1.57	1966	Charlie Watson (R)	72	1986	Chuck Baldwin (R)							5	
1960	Jimmy Roller (R)	2.76	1967	Charlie Watson (R)	71	1987	Doug Marchal (R)							5	
1961	Gene Harbeson (R)	3.31	1968	Bill James (R)	45	1988	Mike Milchin (L)							8	
1962	Tommy Lyon (L)	3.62	1969	Rusty Gerhardt (L)	*99	1989	Jerome Santivasci (R)							6	
1963	Greg Casey (R)	2.66	1970	Rusty Gerhardt (L)	*111	1990	Ron Frazier (R)							4	
1964	Bob Lowell (R)	2.41	1971	Rusty Gerhardt (L)	*111	1991	Eric Bradford (R)							2	
1965	Tommy Chapman (L)	1.80	1972	Rusty Gerhardt (L)	61	Mike Holtz (L)	2								
1966	Charlie Watson (R)	3.43	1973	Steve Cline (R)	68	Scott Miller (R)	2								



Highest Scoring Innings

Clemson • Overall

Rk	Date	Opponent	Inning	Runs
1.	3-21-98	Maryland	3	19
2.	4-7-79	at N.C. State	9	18
3.	4-23-99	Georgia Tech	4	16
4.	3-14-98	Maine ²	6	14
5.	3-30-54	Washington & Lee	3	13
6.	4-2-52	Davidson	4	12
	3-31-74	Duke	4	12
	3-20-78	Duke	5	12
	3-10-87	Marshall	1	12
	2-28-98	North Carolina-Wilmington	3	12
	3-14-98	Maine ¹	5	12
	3-26-02	Coastal Carolina	5	12
	6-02-02	East Carolina	6	12
	4-10-05	Duke	8	12

Clemson • Inning 1

Rk	Date	Opponent	Runs
1.	3-10-87	Marshall	12
2.	3-27-86	Maryland	11
3.	4-18-61	South Carolina	10
	4-8-70	at Belmont Abbey	10
	3-30-02	Maryland	10

Clemson • Inning 2

Rk	Date	Opponent	Runs
1.	5-3-04	Florida State	11
2.	5-22-80	East Tennessee State	10

Clemson • Inning 3

Rk	Date	Opponent	Runs
1.	3-21-98	Maryland	19
2.	3-30-54	Washington & Lee	13
3.	2-28-98	North Carolina-Wilmington	12
4.	4-7-99	Western Carolina	11

Clemson • Inning 4

Rk	Date	Opponent	Runs
1.	4-23-99	Georgia Tech	16
2.	4-2-52	Davidson	12
	3-31-74	Duke	12
4.	5-19-05	Miami (FL)	11
5.	5-3-41	Newberry	10
	5-15-07	College of Charleston	10

Clemson • Inning 5

Rk	Date	Opponent	Runs
1.	3-20-78	at Duke	12
	3-14-98	Maine ¹	12
	3-26-02	Coastal Carolina	12
4.	3-6-98	Stetson	11



J.D. Burgess hit a single, three-run homer, and scored two runs in the Tigers' 10-run fourth inning against College of Charleston at Doug Kingsmore Stadium on May 15, 2007.

5.	3-28-69	Buffalo	10
	4-20-84	vs. Maryland*	10
	4-10-89	Western Carolina	10
	3-24-96	Maryland	10
	3-18-97	Coastal Carolina	10
	2-26-00	James Madison	10

* - Durham, NC

Clemson • Inning 6

Rk	Date	Opponent	Runs
1.	3-14-98	Maine ²	14
2.	6-2-02	East Carolina	12
3.	3-2-91	at Nevada-Las Vegas	11
4.	4-17-71	Florida State	10
	4-14-90	N.C. State	10

Clemson • Inning 7

Rk	Date	Opponent	Runs
1.	4-17-51	Furman	11
	4-2-58	The Citadel	11
	4-18-00	Elon	11
4.	3-19-74	at Florida	10
	5-13-82	at Georgia Southern	10

Clemson • Inning 8

Rk	Date	Opponent	Runs
1.	4-10-05	Duke	12
2.	4-1-50	at Presbyterian	11
	3-3-75	West Virginia	11
4.	2-27-80	Georgia	10
	4-23-02	Furman	10

Clemson • Inning 9

Rk	Date	Opponent	Runs
1.	4-7-79	at N.C. State	18
2.	4-14-95	at N.C. State	11

Opponent • Overall

Rk	Date	Opponent	Inning	Runs
1.	4-28-30	at South Carolina	7	13
2.	4-10-93	at N.C. State	1	12
	4-23-97	at South Carolina	5	12
4.	4-5-97	at Florida State	6	11
5.	4-11-29	Michigan	5	10
	3-31-49	Duke	5	10
	3-20-76	at Georgia Southern	8	10
	4-8-81	at Georgia	5	10
	5-14-94	at Georgia Tech	5	10

Opponent • Inning 1

Rk	Date	Opponent	Runs
1.	4-10-93	at N.C. State	12
2.	3-24-50	Michigan State	8
	4-17-85	vs. Maryland*	8

* - Atlanta, GA

Opponent • Inning 2

Rk	Date	Opponent	Runs
1.	4-7-37	at Erskine	9
2.	5-13-50	The Citadel	8
	6-15-58	vs. Holy Cross*	8
	3-12-72	at Florida State	8

* - Omaha, NE

Opponent • Inning 3

Rk	Date	Opponent	Runs
1.	4-18-49	Wofford	9
	4-24-77	Wake Forest	9
3.	4-12-55	Maryland	8
	5-4-62	at Wake Forest	8
	4-12-90	at South Carolina	8
	4-19-97	at N.C. State	8

Opponent • Inning 4

Rk	Date	Opponent	Runs
1.	5-7-69	at Davidson	9
2.	3-27-54	vs. Ohio State*	8
	2-2-86	at Georgia Southern	8

* - Winter Park, FL



Robert Bonnette hit three singles and scored two runs in Clemson's 18-run ninth inning at N.C. State on April 7, 1979.

Opponent • Inning 5

Rk	Date	Opponent	Runs
1.	4-23-97	at South Carolina	12
2.	3-31-49	at Duke	10
	4-8-81	at Georgia	10
	5-14-94	at Georgia Tech	10
	5-28-99	vs. Missouri State*	10

* - Fayetteville, AR

Opponent • Inning 6

Rk	Date	Opponent	Runs
1.	4-5-97	at Florida State	11
2.	4-11-29	Michigan	10
3.	4-7-52	Wake Forest	9
	3-18-06	at Virginia	9
5.	3-28-85	at Virginia	8
	4-29-05	Georgia Tech	8

Opponent • Inning 7

Rk	Date	Opponent	Runs
1.	4-28-30	at South Carolina	13
2.	4-12-55	Maryland	8
	3-28-66	Ohio	8
	3-19-76	at Jacksonville	8
	4-29-83	at Western Carolina	8
	4-24-85	at Georgia	8
	6-2-01	at Miami (FL)	8

Opponent • Inning 8

Rk	Date	Opponent	Runs
1.	3-20-76	at Georgia Southern	10
2.	4-4-49	Georgia	9
	5-8-95	at Georgia Southern	9
4.	5-23-66	at Florida State	8
	4-9-69	at Georgia	8
	3-25-97	at Western Carolina	8
	3-5-99	Liberty	8
	4-16-06	at Georgia Tech	8

Opponent • Inning 9

Rk	Date	Opponent	Runs
1.	4-19-49	Presbyterian	9

Individual Career Batting Stats (ACC Era)



Player	Year(s)	Avg	G-GS	AB	R	H	2B	3B	HR	RBI	SB	Player	Year(s)	Avg	G-GS	AB	R	H	2B	3B	HR	RBI	SB
Abbott, Gus	1956-58	.278	NA-NA	54	10	15	4	0	2	10	0-NA	Coder, Chad	2001,02	.280	96-65	275	61	77	20	2	6	36	21-24
Adams, Mark	1970-73	.229	29-NA	35	3	8	0	2	1	5	0-NA	Cohen, Earl	1966,67	.375	15-NA	8	1	3	1	0	0	2	0-NA
Adeimy, John	1973	.298	37-NA	121	16	36	1	2	1	15	3-NA	Coker, Butch	1957-59	.261	NA-NA	261	29	68	4	5	2	44	1-NA
Adkins, Rusty	1965-67	.379	97-NA	396	109	150	22	17	11	66	38-NA	Coker, Roy	1954	.314	23-NA	105	17	33	5	4	0	13	1-NA
Anderson, Alan	1969	1.000	3-NA	2	2	2	1	0	0	2	0-NA	Coleman, Jim	1955	.423	11-NA	26	7	11	1	0	1	4	2-NA
Anderson, Jack	1969	.258	23-NA	66	14	17	0	1	1	6	4-NA	Colvin, Tyler	2004-06	.315	186-165	667	136	210	54	7	20	142	39-47
Anderson, Jim	1990,91	.254	101-NA	264	55	67	15	0	9	40	1-4	Compton, George	1955,56	.179	NA-NA	28	2	5	0	0	0	0	0-NA
Andrade, Jr., Jorge	2005	.208	19-4	24	4	5	1	0	1	5	0-0	Corbin, Ted	1992	.372	54-54	199	51	74	14	2	0	20	10-13
Antonokas, George	1969	.250	2-NA	4	0	1	0	0	0	0	0-NA	Cordileone, Lou	1959	.250	16-NA	48	10	12	1	0	2	10	3-NA
Allen, Robbie	1978-80	.267	143-NA	484	100	129	19	6	11	73	19-28	Cositore, Vince	1972	.000	1-NA	1	0	0	0	0	0	0	0-NA
Armstrong, Terry	1971-74	.249	77-NA	185	23	46	7	0	0	23	2-NA	Couture, Mike	1987-90	.299	202-NA	616	159	184	36	7	32	151	85-107
Ayers, Stan	1962-64	.293	62-NA	188	32	55	3	1	4	31	4-NA	Cowart, Lawton	1964-66	.287	75-NA	254	56	73	7	2	12	50	4-NA
Ayoub, Pete	1961-63	.318	70-NA	261	51	83	17	3	2	53	1-NA	Crews, Jerry	1956	.750	NA-NA	4	0	3	0	0	0	2	0-NA
Bach, Woody	1968	.167	20-NA	30	5	5	0	0	0	1	1-NA	Crocker, Barry	1954	.306	24-NA	98	18	30	4	2	2	16	3-NA
Bagwell, Kenny	1970,72	.278	65-NA	237	40	66	14	0	0	22	3-NA	Crosland, Ben	1954,55	.211	11-NA	19	5	4	2	0	0	4	0-NA
Bagwell, Larry	1957-59	.265	NA-NA	324	67	86	13	5	3	52	8-NA	Crowley, Jim	1988-91	.328	247-NA	826	199	271	57	1	43	197	23-31
Baker, Jeff	2000-02	.334	196-194	773	191	258	41	4	59	226	26-37	Currier, Steve	1985	-----	18-NA	0	0	0	0	0	0	0	0-1
Baker, Jimmy	1970,72,73	.167	23-NA	18	1	3	0	0	0	1	0-NA	Curtis, John	1968	.258	14-NA	31	5	8	0	1	1	5	1-NA
Baldwin, Chuck	1984-87	.333	228-NA	935	177	311	62	8	29	184	16-23	D'Alessio, Andy	2004-07	.309	253-239	853	169	264	51	3	59	217	11-17
Ballentine, Tim	1975	.500	4-NA	4	1	2	1	0	0	0	0-NA	Daniels, Fred	1990-92	.249	93-NA	189	41	47	10	2	0	30	7-11
Barbary, Eddie	1965-67	.278	95-NA	334	55	93	11	3	4	38	5-NA	Dantzler, Ellis	1964-66	.341	62-NA	220	40	75	11	6	5	44	8-NA
Barnes, Brian	1987	.000	20-NA	2	0	0	0	0	0	1	0-0	Davidson, Mark	1982	.336	59-NA	223	58	75	16	2	8	50	18-18
Barnett, Bill	1954-56	.287	NA-NA	230	47	66	9	6	6	35	13-NA	Davis, Billy	1983	.241	33-NA	83	12	20	5	1	0	11	4-7
Barrett, Joe	1984	.286	10-NA	14	2	4	0	0	0	2	0-0	Dawsey, Jason	1993-95	.259	143-71	139	33	36	5	1	1	14	3-3
Baucom, Steve	1984-87	.331	206-NA	698	131	231	49	12	14	139	17-20	DeBerry, Fred	1957-59	.287	NA-NA	254	53	73	11	2	1	44	7-NA
Beasley, David	1976	.000	10-NA	4	0	0	0	0	0	0	1-NA	DeBerry, Joe	1989-91	.336	188-NA	655	152	220	35	6	35	159	15-21
Beasley, Rick	1971	.191	18-NA	47	3	9	0	0	0	3	1-NA	DeMaino, L.J.	2002	.291	49-30	127	32	37	3	5	0	15	12-14
Belk, Greg	1972,74-76	.210	70-NA	205	37	43	7	1	5	24	9-NA	Demarest, Alan	1968-70	.273	38-NA	44	6	12	4	1	0	6	0-NA
Bevis, Jay	1969-72	.280	83-NA	25	10	7	0	0	0	1	0-NA	Demmink, Herman	2003-06	.311	232-207	821	168	255	46	7	13	116	30-44
Biegert, Mark	1984-87	.312	174-NA	372	95	116	21	5	5	71	15-15	DeMoura, Eric	1994-97	.295	185-132	550	110	162	20	1	4	82	16-21
Bigwood, Dave	1973	.000	14-NA	4	0	0	0	0	0	0	0-NA	Dempsey, Bob	1959	.261	18-NA	46	10	12	2	1	1	10	1-NA
Blackston, Charlie	1954,55	.214	24-NA	56	11	12	2	0	2	8	2-NA	Diehl, Keith	1986	.333	13-NA	21	3	7	1	0	0	1	0-0
Blakeney, Reid	1959,60	.208	22-NA	24	6	5	1	0	0	4	0-NA	Dillon, Scott	1985,86	.306	124-NA	447	85	137	24	3	8	78	25-31
Blanton, Bo	1982	.333	7-NA	9	2	3	0	0	0	4	0-0	Dinneen, John	1966,67	.150	20-NA	20	8	3	0	1	0	1	1-NA
Boettcher, Donny	1970	.143	6-NA	7	0	1	0	0	0	0	0-NA	Dixon, Eddie	1969,70	.284	60-NA	169	32	48	9	8	2	29	2-NA
Bohonak, Mike	1963,64	.312	36-NA	125	23	39	7	1	2	17	4-NA	Douglass, Jesse	1999	.000	7-0	7	0	0	0	0	0	0	0-0
Bonekat, Bill	1967-69	.150	20-NA	20	1	3	0	0	0	3	0-NA	Drake, Johnny	1956	.217	NA-NA	23	4	5	1	1	2	8	0-NA
Bonnette, Robert	1976-79	.305	211-NA	813	173	248	51	9	18	174	28-NA	DuBose, Scott	1979	.240	14-NA	25	4	6	1	0	1	4	2-2
Borgert, Derek	1996-99	.319	159-79	342	64	109	23	0	7	72	1-2	Duffie, Will	1994-96	.283	177-131	491	92	139	28	4	10	92	3-5
Boyd, Patrick	1998-01	.341	191-190	760	196	259	57	6	28	178	49-63	Dukes, Mike	1958	.000	NA-NA	1	0	0	0	0	0	0	0-NA
Boyd, Roger	1960	.158	18-NA	19	3	5	1	0	0	3	2-NA	Dunlap, Gene	1966	.185	14-NA	27	6	5	1	0	1	8	1-NA
Boyd, Wilson	2007	.285	62-45	193	39	55	7	3	2	30	1-6	Easterling, Jess	2003	.300	10-1	10	3	3	0	0	0	0	1-1
Bradford, Jeff	1971-73	.161	26-NA	31	2	5	0	0	1	4	0-NA	Eckert, Tony	1973-75	.266	86-NA	289	33	77	14	1	8	43	4-NA
Bradley, Jimmy	1967,68	.254	31-NA	59	9	15	1	0	0	7	1-NA	Edgeworth, Teak	1958	.000	NA-NA	3	0	0	0	0	0	0	0-NA
Bradshaw, Toby	1960	.304	22-NA	79	8	24	7	1	0	15	1-NA	Ellis, Brian	1997-00	.297	190-162	583	152	173	41	3	7	117	19-25
Bray, Randy	1968-70	.302	128-NA	457	75	138	22	1	5	64	17-NA	Ellisor, Dave	1961-63	.290	57-NA	221	50	64	7	5	2	28	19-NA
Brier, Coe	1981,82	.252	80-NA	218	25	55	14	1	7	36	6-6	Embler, Jason	1994-97	.302	215-180	724	150	219	44	3	30	144	5-11
Brizek, Seth	1993-95	.260	180-165	654	113	170	31	1	19	99	16-26	Eskew, Jerry	1968	.239	23-NA	67	7	16	3	0	2	9	0-NA
Brooks, Jerry	1986-88	.349	177-NA	647	150	226	44	5	30	158	8-11	Eubanks, Charlie	1959	1.000	2-NA	1	0	1	0	0	0	0	0-NA
Broome, Nathan	1996,97	.308	91-52	198	39	61	7	2	3	33	7-7	Evans, Garrick	2002-04	.302	121-69	291	60	88	26	2	4	41	15-22
Brown, Carol	1955-57	.181	NA-NA	105	16	19	1	2	0	5	0-NA	Everett, Brady	2003,04	.270	56-34	122	12	33	7	0	2	19	1-2
Brown, Joe	1954	.250	13-NA	28	4	7	0	0	1	5	2-NA	Eydenberg, Mike	1993,94	.291	100-77	296	45	86	25	4	2	55	5-8
Brown, Mike	1979,80	.000	36-NA	1	1	0	0	0	0	0	0-0	Fahmeyer, Gary	1975,76	.273	47-NA	139	33	38	6	2	4	26	3-NA
Browning, Skip	1998	-----	13-11	0	0	0	0	0	0	0	0-0	Fairey, Burke	1985-88	.291	121-NA	244	56	71	20	5	4	38	8-13
Bryant, Russell	1970,71	.200	15-NA	15	1	3	1	0	0	0	0-NA	Faw, Brian	1989	-----	20-NA	0	0	0	0	0	0	0	0-0
Bryant, Tim	1959,60	.257	36-NA	74	12	19	1	0	1	10	0-NA	Ferguson, Jesse	2005	.154	44-5	52	6	8	1	0	0	5	1-1
Buffamoyer, Dave	1978,79	.317	85-NA	287	84	91	13	5	12	52	32-40	Fish, Barry	1963	.200	19-NA	50	9	10	1	1	0	8	1-NA
Bultmann, Kurt	1996-99	.321	249-241	953	233	306	82	4	43	214	13-20	Fisher, Jeff	1985	.000	15-NA	1	0	0	0	0	0	0	0-0
Bunnell, David	2007	.234	29-14	47	7	11	3	0	0	6	0-0	Fitzsimmons, Pat	1972-75	.261	116-NA	376	48	98	10	2	1	57	10-NA
Burg, Alex	2006,07	.202	72-26	129	17	26	6	0	1	17	2-2	Foley, Bill	1975-77	.302	118-NA	444	79	134	23	3	25	103	1-NA
Burgess, J.D.	2007	.236	55-45	140	21	33	3	1	1	16	1-2	Foster, Chuck	1990,91	.273	70-NA	143	37	39	7	0	2	14	4-5
Burnette, Zack	1961,62	.222	13-NA	9	4	2	0	0	1	2	0-NA	Frank, Kyle	1999,01-03	.297	230-206	818	152	243	48	1	14	138	13-23
Burnette, Bill	1958-60	.240	NA-NA	288	42	69	7	2	2	36	4-NA	Frantz, Tim	1994,95	.154	29-0	26	4	4	0	0	0	2	0-0
Burnham, Gary	1994-97	.340	213-213	795																			

Individual Career Batting Stats (ACC Era)

Player	Year(s)	Avg	G-GS	AB	R	H	2B	3B	HR	RBI	SB	Player	Year(s)	Avg	G-GS	AB	R	H	2B	3B	HR	RBI	SB
Green, Zane	2001-04	.273	197-95	414	92	113	24	2	6	57	11-15	Lodgek, Ed	1966,67	.100	11-NA	10	1	1	0	0	0	0	0-NA
Greene, Khalil	1999-02	.277	272-271	1069	265	403	95	7	52	276	55-67	Lomax, Nicky	1961-63	.287	70-NA	230	58	66	7	2	12	47	1-NA
Grove, Trent	1980	.322	16-NA	27	4	6	1	0	0	4	0-0	Lower, Clayton	1958-60	.212	NA-NA	52	7	11	2	0	0	6	0-NA
Guin, Greg	1979-91	.309	154-NA	547	106	169	42	2	14	120	15-20	Lowell, Bob	1964,65,67	.214	19-NA	14	0	3	0	0	0	1	0-NA
Hackle, Trent	1991-93	.261	66-30	157	21	41	5	1	0	20	3-5	Lowery, Phillip	1986	.000	21-NA	0	0	0	0	0	0	0	0-0
Hall, Ben	2005-06	.266	78-11	109	15	29	7	1	3	18	1-4	Lynn, Dave	1958,60,61	.350	NA-NA	163	42	57	7	2	15	54	2-NA
Hamilton, Lin	1971-74	.294	131-NA	435	75	128	19	6	10	72	7-NA	Lyon, Tommy	1962,63	.364	28-NA	55	4	20	1	1	0	4	0-NA
Hampton, Mike	1993,94	.341	121-106	417	113	142	34	6	14	92	42-52	Macrina, Eric	1988-91	.308	201-NA	647	148	199	40	6	51	192	8-12
Harbeson, Gene	1961-63	.254	64-NA	213	35	54	9	0	9	28	4-NA	Mahoney, Collin	2002-04	.238	97-47	185	31	44	12	0	6	34	0-1
Harbin, Taylor	2005-07	.320	194-193	781	160	250	67	7	30	172	31-39	Mahoney, Mike	1973-75,81	.296	109-NA	365	79	108	24	5	4	48	18-NA
Harris, Jason	1998,99	.347	128-128	475	132	165	37	2	19	125	31-38	Mallon, Tom	1984	-----	16-NA	0	1	0	0	0	0	0	0-0
Harrison, Robert	1955	.381	9-NA	21	2	8	1	0	0	1	0-NA	Marisca, Charlie	1969	.100	4-NA	10	2	1	1	0	0	2	1-NA
Harvey, Kris	2003-05	.335	151-137	487	107	163	28	0	35	122	5-10	Markley, Jim	1960	.000	1-NA	1	0	0	0	0	0	0	0-NA
Hawkins, Heyward	1962	.000	1-NA	1	0	0	0	0	0	0	0-NA	Marsella, Ben	1963,64	.264	45-NA	140	30	37	5	3	6	32	4-NA
Hawkins, Ty	1987	.333	15-NA	21	2	7	2	0	0	3	0-0	Marsh, Bill	1957	.111	NA-NA	18	3	2	0	0	0	1	0-NA
Haynes, Richard	1971-74	.275	142-NA	502	88	138	23	4	13	75	6-NA	Martin, Lynn	1983	-----	24-NA	0	0	0	0	0	0	0	0-0
Heffernan, Bert	1985-88	.337	259-NA	993	285	335	63	14	27	195	54-71	Masone, Tony	1977-79	.330	112-NA	415	83	137	29	7	22	114	19-NA
Helms, Garry	1965,67	.343	41-NA	143	22	49	6	3	2	26	2-NA	Mazey, Randy	1985-88	.331	216-NA	650	170	215	40	6	20	121	65-76
Hendley, Bailey	1958-60	.333	NA-NA	279	71	93	15	4	5	42	9-NA	McCall, Jack	1964-66	.317	84-NA	322	83	102	20	3	17	70	14-NA
Hendricks, Pete	1970-72	.248	47-NA	165	20	41	2	2	0	16	3-NA	McCall, Mike	1967	.237	36-NA	139	28	33	8	1	1	11	5-NA
Henrie, Matt	2001	.000	18-10	1	0	0	0	0	0	0	0-0	McCann, Brad	2003,04	.363	123-123	504	108	183	41	1	25	132	8-14
Hester, Ricky	1982,83	.314	95-NA	303	61	95	14	8	5	49	20-25	McCleon, Dexter	1993,94	.259	98-80	282	54	73	7	5	0	38	16-22
Hoffman, Doug	1957-59	.247	NA-NA	279	65	69	8	8	8	47	17-NA	McCormick, Jim	1982-85	.343	226-NA	830	203	285	56	12	52	218	20-26
Hogan, Doug	2005-07	.314	109-65	280	47	88	16	3	14	53	9-15	McCray, Ohtrell	1996,97	.227	90-50	181	34	41	7	0	2	21	10-11
Hogan, Patrick	2001	.000	16-1	1	0	0	0	0	0	0	0-0	McDaniel, Mark	1975,76	.208	44-NA	72	17	15	1	1	0	5	7-NA
Holland, Eddie	1968-70	.242	103-NA	293	51	71	12	3	6	40	3-NA	McDaniel, Tommy	1969	.375	11-NA	16	4	6	1	0	1	2	0-NA
Holloway, Tito	1998	.500	8-0	4	0	2	0	0	0	0	0-0	McDonald, Leon	1957,58	.300	NA-NA	20	2	6	3	0	0	3	0-NA
Holstad, Brian	1997-00	.264	197-136	478	113	126	16	3	3	64	31-40	McMillon, Billy	1991-93	.381	154-142	527	173	201	55	8	19	105	29-45
Hoover, Alan	1976-78	.256	94-NA	293	49	75	24	1	6	41	3-NA	Meekins, Larry	1975	.000	14-NA	1	0	0	0	0	0	0	0-NA
Horne, Todd	1982	.304	16-NA	23	5	7	0	0	0	6	0-0	Melzer, Scott	1991-93	.246	46-2	65	17	16	1	1	0	9	3-3
Hourigan, Jeff	2002,03	.270	107-79	307	36	83	14	0	8	47	1-1	Meredith, Doc	1975	.258	14-NA	31	4	8	3	0	0	5	0-NA
Howard, Mo	1971	.000	1-NA	1	0	0	0	0	0	0	0-NA	Milchin, Mike	1987-89	.319	187-NA	680	149	217	51	7	25	169	8-13
Hub, Ryan	2000,02-04	.230	128-59	230	44	53	8	2	6	35	5-9	Miller, David	1993-95	.335	183-157	644	143	216	30	15	10	149	51-64
Hubbard, Bob	1957	.157	NA-NA	51	7	8	0	0	0	2	0-NA	Miller, Jeff	1990-93	.275	218-NA	738	149	203	49	15	19	139	16-27
Hudgins, Tom	1968-70	.083	34-NA	36	3	3	0	0	0	3	0-NA	Miller, Seth	2001,02	.317	62-30	120	23	38	6	0	0	9	3-4
Huggins, Elmer	1960	.038	15-NA	26	1	1	0	0	0	1	0-NA	Mitchell, D.J.	2006,07	.241	93-52	220	39	53	8	0	2	24	16-22
Huggins, Mark	1982,84	.163	24-NA	43	5	7	2	0	0	6	3-3	Monahan, Shane	1993-95	.394	207-207	856	235	337	60	21	32	169	61-80
Hughes, Jerald	1972	.143	18-NA	7	4	1	1	0	0	2	1-NA	Monin, Andy	1991-94	.299	170-111	445	74	133	26	2	8	92	3-6
Humphrey, Andre	1994	.164	32-20	67	13	11	2	1	0	2	1-3	Montjot, Dave	1969	.500	3-NA	2	0	1	0	0	0	0	0-NA
Humphries, Leonard	1954-56	.185	NA-NA	54	6	10	0	0	1	5	0-NA	Moore, Ronnie	1964,65	.212	42-NA	132	31	28	3	0	5	21	0-NA
Hyde, Justin	1998	.348	27-9	46	7	16	7	1	2	12	1-1	Mork, Hoby	1993,94	.226	59-43	133	28	30	6	0	1	14	0-3
Ing, Charlie	1972-74	.277	85-NA	296	46	82	17	5	3	28	13-NA	Morris, Bobby	1954	.238	22-NA	80	17	19	2	2	3	8	1-NA
Ingram, John	2004-06	.234	75-28	128	18	30	6	0	4	21	2-3	Morris, Jeff	1990-93	.313	196-NA	524	120	164	19	7	2	72	15-24
Jackson, Steven	2004	.000	22-3	1	0	0	0	0	0	0	0-0	Morris, Tim	2007	.059	13-2	17	2	1	0	0	0	0	0-0
Jackson, Tony	1963-65	.283	53-NA	145	27	41	12	3	1	13	1-NA	Morris, Wyman	1954	.205	24-NA	88	17	18	2	1	7	20	10-NA
James, Bill	1966-68	.189	34-NA	37	6	7	0	0	1	6	0-NA	Munroe, Buddy	2007	.167	5-1	6	0	1	0	0	0	0	0-0
Jasensky, Joe	1981	.156	19-NA	45	6	7	1	1	0	3	2-2	Murray, Ken	1971	1.000	2-NA	1	0	1	0	0	0	0	0-NA
Jay, John	1984-87	.307	147-NA	345	66	106	21	0	21	77	1-5	Myers, Doby	1956	.277	NA-NA	47	8	13	1	0	0	2	0-NA
Johnson, Addison	2007	.286	61-58	217	35	62	8	5	1	23	8-11	Myers, Pete	1965-67	.240	54-NA	100	9	24	3	0	1	28	0-NA
Johnson, Johnny	1968,70	.185	48-NA	130	19	24	5	0	4	17	2-NA	Nilsson, Steve	1976-78	.270	142-NA	507	131	137	17	7	6	63	46-NA
Johnson, Laval	1967-69	.157	84-NA	89	40	14	6	2	0	13	6-NA	Nixon, Buddy	1962,64	.315	51-NA	184	43	58	12	6	9	50	0-NA
Johnson, Michael	2000-03	.344	235-219	800	201	275	52	4	58	213	25-31	Norris, Bobby	1958,59	.135	NA-NA	37	8	5	0	0	0	4	0-NA
Jones, Johnny	1962,63	.379	50-NA	182	50	69	7	4	11	49	5-NA	Northrup, Kevin	1989-92	.338	219-NA	742	186	251	55	11	22	150	83-94
Jordan, Whitey	1956	.000	NA-NA	11	2	0	0	0	0	0	0-NA	Nystrom, Peter	1998	.309	48-45	152	47	47	11	2	6	42	2-2
Kaltenbach, Leo	1955	.200	7-NA	15	3	3	2	1	0	3	0-NA	Oakley, Frank	1962,63	.150	15-NA	20	5	3	1	0	0	8	0-NA
Kane, Jeff	1998,99	.269	28-0	26	5	7	1	0	1	4	0-0	O'Dell, Billy	1954	.214	14-NA	28	3	6	2	1	0	3	1-NA
Kelley, Steve	1971	.500	5-NA	2	3	1	0	0	1	2	0-NA	Odle, Dennis	1971	.000	5-NA	3	0	0	0	0	0	0	0-NA
Keppen, Jeff	1994	.000	17-2	1	0	0	0	0	0	0	0-0	Ogburn, Mac	1962	.105	10-NA	19	1	2	1	0	0	1	0-NA
Key, Jimmy	1980-82	.325	153-NA	465	113	151	32	2	10	86	11-16	Olson, Dave	1961,62	.222	21-NA	27	3	6	0	0	0	2	0-NA
Khouri, Pete	1976,77	.203	66-NA	212	25	43	7	1	1	22	5-NA	O'Quinn, Jim	1955,56	.289	NA-NA	114	15	33	5	1	5	25	0-NA
Kingsmore, Doug	1954	.371	24-NA	89	25	33	3	0	10	27	8-NA	Owens, Jimmy	1964	.333	8-NA	6	2	2	0	0	0	1	2-NA
Klosterman, Ryan	2001	.071	17-0	14	2	1	1	0	0	2	0-0	Owens, Randy	1973	.000	11-NA	10	0	0	0	0	0	0	0-NA
Kowitz, Brian	1988-90	.319	194-NA	699	178	223	53	11	9	124	76-90	Pack, Tommy	1964,66	.318	55-NA	195	35	62	11	2	5	41	6-NA
Kreiger, Ray	1982	.370	18-NA																				

Individual Career Batting Stats (ACC Era)



Player	Year(s)	Avg	G-GS	AB	R	H	2B	3B	HR	RBI	SB
Poe, Sam	1959,60	.346	32-NA	52	6	18	3	0	2	11	0-NA
Polk, Riley	1983,84	.275	29-NA	40	7	11	1	0	0	7	1-2
Powers, Scott	1981,83,84	.269	153-NA	528	105	142	16	9	17	80	13-19
Pritchard, Daniel	2003-05	.138	53-0	29	9	4	0	0	0	3	1-2
Prophet, Bill	1970-73	.253	114-NA	376	55	95	11	7	3	39	6-NA
Proto, Mike	2001	----	4-0	0	0	0	0	0	0	0	0-0
Pulaski, Mike	1973,74	.279	76-NA	287	45	80	16	4	2	34	3-NA
Pumphrey, Ed	1963,64	.200	11-NA	15	2	3	0	0	0	2	0-NA
Pyzik, Steve	2000-03	.249	168-112	389	60	97	20	1	1	57	3-6
Quintrell, Randy	1977	.000	13-NA	1	0	0	0	0	0	0	0-NA
Reames, Joe Don	1999	.200	17-3	15	2	3	0	0	0	0	0-1
Redding, Grant	2000	.200	15-0	5	1	1	1	0	0	0	0-0
Reese, Gerald	1960	.273	20-NA	44	11	12	2	1	2	7	1-NA
Rescorla, Skip	1968	.286	6-NA	14	2	4	0	0	0	2	0-NA
Rhodes, Rusty	1995,96	.310	77-39	155	28	48	4	1	0	25	5-6
Ricketts, Art	1961	.246	22-NA	65	20	16	1	0	0	6	2-NA
Riddell, Jimmy	1971	.000	1-NA	1	0	0	0	0	0	0	0-NA
Rigsby, Tim	1988-90	.301	125-NA	405	87	122	22	10	12	90	32-40
Riley, Ryan	2000,01	.294	117-110	408	95	120	17	9	7	68	22-31
Roach, Doug	1971	.214	5-NA	14	0	3	2	0	0	1	0-NA
Roberson, Craig	1980-83	.305	193-NA	637	122	194	43	0	24	142	16-23
Robinson, Jerome	1995,96	.288	124-115	420	68	121	17	6	8	70	4-13
Roller, Jimmy	1959-61	.322	39-NA	59	10	19	0	1	1	10	0-NA
Roper, Doug	1996-99	.246	124-84	280	60	69	7	3	2	44	21-25
Rowland, Joey	1986,87	.259	31-NA	27	5	7	2	0	1	5	0-0
Russ, Frank	1979-83	.293	205-NA	757	163	222	51	2	14	123	59-74
Russell, Don	1968-70	.270	133-NA	415	102	112	13	18	14	75	19-NA
Ryan, Lanny	1960,62	.325	33-NA	83	16	27	5	1	5	15	1-NA
Sampson, Pete	1974	----	1-NA	0	0	0	0	0	0	0	0-NA
Sanders, Smiley	1971-74	.262	114-NA	416	88	109	20	2	21	80	3-NA
Santangelo, Lou	2004	.300	64-64	253	50	76	15	2	18	62	7-8
Santivasci, Jerome	1988	.000	23-NA	2	0	0	0	0	0	0	0-0
Sargent, Dick	1963,64	.367	22-NA	30	12	11	2	1	0	5	0-NA
Sasser, David	1974	.200	3-NA	5	0	1	0	0	0	1	NA
Satterfield, Shawn	1992,93	.289	105-79	308	57	89	17	9	5	57	15-20
Savas, Paul	1982,83	.108	23-NA	37	0	4	3	0	0	6	0-0
Schmidt, Jarrod	2000-02	.284	181-173	617	109	175	32	3	32	131	12-13
Schroeder, Bill	1977-79	.300	131-NA	454	98	136	23	3	22	93	29-NA
Schroeder, Bryan	1994-97	.241	96-12	83	24	20	2	3	2	8	1-5
Seel, George	1956	.269	NA-NA	26	5	7	0	0	1	4	0-NA
Seibert, Kurt	1974-76	.328	115-NA	408	113	134	16	6	2	39	38-NA
Severs, Johnny	1969-71	.276	129-NA	373	93	103	10	14	2	44	36-NA
Sexton, Jay	1980,81	.252	68-NA	107	27	27	6	1	0	8	19-21
Sharman, Howard	1964,67	.191	43-NA	89	15	17	4	1	3	17	0-NA
Shaver, Tommy	1963	.294	21-NA	34	8	10	0	1	0	1	2-NA
Sheaffer, Danny	1980	.213	31-NA	80	9	17	2	2	0	4	2-3
Shealy, Don	1955-57	.292	NA-NA	154	29	45	8	2	3	30	3-NA
Shealy, Lonnie	1954,55	.358	27-NA	81	16	29	4	0	2	10	1-NA
Sheriff, Glenn	1956	.333	NA-NA	42	4	14	0	0	2	6	0-NA
Shumake, Brooks	1982-84	.284	155-NA	585	154	166	29	4	22	88	71-84
Siepe, Jeff	1970,71	.200	33-NA	50	5	10	0	1	0	5	4-NA
Simons, Neil	1977-80	.335	215-NA	805	195	270	41	14	23	164	44-NA
Singleton, Justin	1998-00	.292	152-98	383	85	112	22	4	6	82	20-26
Sipp, Tony	2004	.280	62-54	211	48	59	13	4	1	23	20-24
Slevin, David	2002,03	.306	115-104	395	74	121	18	2	5	52	7-14
Smith, Brodie	1994	.216	22-7	37	3	8	2	0	0	3	0-1
Smith, Bryan	1981,82	.259	81-NA	255	56	66	14	3	4	48	3-4
Smith, Buster	1967-69	.244	82-NA	287	36	70	9	0	6	44	4-NA
Smith, Dale	1963-65	.225	30-NA	40	5	9	0	0	0	5	0-NA
Smith, Jameson	2006	.125	15-2	16	0	2	0	0	0	0	0-0
Smith, Joe	1955	.308	14-NA	52	8	16	2	0	1	6	0-NA
Smith, Jon	2000-02	.267	31-2	30	7	8	3	0	1	6	0-0
Smith, Marquez	2006,07	.315	130-127	473	107	149	33	3	23	104	11-15
Smith, Tad	1990,91	.250	37-NA	60	12	15	1	1	1	6	0-0
Smith, Tommy	1985	.253	31-NA	87	12	22	5	1	2	12	1-1
Sokohl, Jack	1969	.000	3-NA	2	0	0	0	0	0	0	0-NA



Brodie Smith



Bryan Smith



Buster Smith

Player	Year(s)	Avg	G-GS	AB	R	H	2B	3B	HR	RBI	SB
Spears, Derek	1982,84,85	.279	100-NA	165	48	46	4	0	0	11	30-36
Spiers, Bill	1985-87	.325	173-NA	681	169	221	34	17	17	119	60-68
Spiers, Bud	1956-58	.254	NA-NA	256	44	65	7	3	7	44	4-NA
Spiers, Michael	1988-91	.301	184-NA	522	128	157	31	1	16	110	32-38
Springs, Ashley	1996	.200	8-0	5	0	1	0	0	0	1	0-0
Sprouse, Dave	1959-61	.238	26-NA	21	3	5	1	0	0	2	0-NA
Squires, Bob	1984	.145	24-NA	62	7	9	1	0	1	12	0-0
Stanley, Henri	1997-00	.293	231-170	666	191	195	39	8	17	122	57-64
Stanley, John	1969	.214	8-NA	14	4	3	0	1	0	4	0-NA
Steele, Bill	1987	.346	53-NA	104	22	36	8	0	4	30	4-5
Stefan, Todd	1988-91	.288	211-NA	624	140	180	33	9	5	95	45-54
Stidham, Ryan	1991	.222	13-1	18	7	4	0	0	1	1	0-0
Stombaugh, Skip	1971,73	.000	7-NA	8	2	0	0	0	0	1	0-NA
Stone, Casey	1998-01	.337	225-170	736	168	248	35	6	3	131	59-71
Storror, Travis	2004-06	.329	171-170	624	124	205	38	5	22	121	7-10
Stowe, Harold	1957-59	.212	NA-NA	99	8	21	4	1	0	4	0-NA
Strickland, David	1981	.219	11-NA	32	5	7	0	1	0	3	1-1
Stryhas, Paul	1998	.355	22-7	31	6	11	5	0	0	11	0-0
Suggs, Dick	1959	.205	29-NA	78	17	16	3	2	1	7	5-NA
Sutton, George	1964-66	.279	84-NA	305	64	85	8	5	20	73	1-NA
Swanner, Jamie	1983	.289	45-NA	135	15	39	6	0	0	21	0-3
Swetenburg, Dick	1954-56	.222	NA-NA	167	39	37	3	3	4	22	5-NA
Taulbee, Andy	1993	.000	31-9	3	0	0	0	0	0	0	0-0
Taylor, Joe	1992,93	.294	117-111	394	79	116	16	4	2	55	22-26
Taylor, Joey	1961,62	.359	38-NA	117	35	42	10	2	5	28	1-NA
Templeton, Jim	1955	.000	4-NA	3	0	0	0	0	0	0	0-NA
Terrill, Brett	1974,75	.239	59-NA	201	45	48	12	1	4	39	8-NA
Teufel, Tim	1979,80	.367	101-NA	365	102	134	30	4	24	116	26-29
Theiling, Ron	1976	.000	8-NA	13	0	0	0	0	0	0	0-NA
Thompson, Tommy	1985,86	.296	107-NA	389	59	115	22	5	5	78	8-16
Threadgill, Henry	1986-89	.314	217-NA	722	153	227	38	12	8	136	85-102
Toth, Bill	1955,56	.167	NA-NA	12	0	2	0	0	0	0	0-NA
Trado, Bill	1956	.111	NA-NA	9	1	1	0	0	0	0	0-NA
Tripp, David	1988,89	.217	60-NA	46	9	10	2	1	0	4	4-5
Triplett, Russell	2001-04	.312	222-178	698	132	218	43	1	11	98	17-29
Tucker, Steve	1973-76	.317	131-NA	502	102	159	38	9	12	102	19-NA
Urrico, Anthony	2001	----	9-0	0	0	0	0	0	0	0	0-0
Valiente, Roberto	2002,03	.271	82-50	221	35	60	11	2	1	28	2-5
Van Dyke, Steve	1980-83	.213	135-NA	263	40	56	9	0	1	30	5-6
Van Volkenburg, Dave	1969-72	.224	101-NA	259	39	58	4	10	6	48	8-NA
Veronee, Jack	1961	.345	18-NA	58	9	20	3	0	1	19	0-NA
Vessell, Jeff	1997-99	.150	31-0	20	2	3	1	0	0	2	0-0
Vincent, Damon	1961-63	.258	45-NA	93	16	24	3	1	6	17	1-NA
Waldrop, Kenny	1966	.250	7-NA	4	3	1	0	0	0	0	1-NA
Walling, Denny	1975	.421	38-NA	140	46	59	9	3	13	60	11-NA
Ward, Adam	2007	----	3-0	0	0	0	0	0	0	0	0-0
Ward, Mike	1969,70	.248	54-NA	133	26	33	4	0	2	21	5-NA
Ward, Ryan	1995,96	.000	29-0	15	2	0	0	0	0	2	0-0
Waters, Keith	1966-68	.270	101-NA	382	67	103	8	6	4	49	21-NA
Watson, Charlie	1965-67	.293	56-NA	99	15	29	5	4	0	21	0-NA
Watson, Reed	1966,68	.125	18-NA	40	8	5	1	0	0	4	0-NA
Weeks, Calvin	1969-72	.277	158-NA	571	88	158	25	7	11	84	8-NA
Weems, Billy	1977-80	.315	194-NA	674	157	212	31	13	13	110	68-NA
Weisman, John	1968	.000	2-NA	2	1	0	0	0	0	1	0-NA
West, Mike	1972	.273	7-NA	11	3	3	1	0	0	0	0-NA
Whitaker, Oliver	1987	.000	21-NA	1	0	0	0	0	0	0	0-0
White, Craig	1969-71,73	.329	156-NA	559	109	184	36	12	27	127	8-NA
Whitfield, Larry	1967	.250	6-NA	4	0	1	0	0	0	0	0-NA
Whitfield, Mike	1968,69	.000	16-NA	10	1	0	0	0	0	0	0-NA
Widmann, Stan	2005-07	.303	139-139	495	80	150	20	4	6	61	25-26
Williams, David	2005	.184	33-9	49	8	9	4	0	0	2	2-2
Williams, Keith	1991-93	.332	160-131	557	113	185	40	5	35	166	12-22
Williams, Ray	1984-87	.286	200-NA	590	141	169	28	13	34	133	70-78
Williams, Russ	1969	.400	15-NA	15	4	6	1	0	0	5	1-NA
Williams, Steve	1984-87	.309	177-NA	482	107	149	22	9	11	94	28-39
Wilson, Larry	1956-58	.226	NA-NA	195	18	44	7	2	1	28	0-NA
Wilson, Mitch	1981-84	.254	115-NA	224	45	57	8	1	4	37	7-10
Wilson, Rick	1971,72	.154	18-NA	39	3	6	3	0	0	2	0-NA
Wingo, Billy	1974-77	.296	152-NA	510	114	151	18	7	5	90	41-NA
Wisniewski, Gene	1977,78	.272	53-NA	125	18	34	3	0	0	22	4-NA
Wood, Matt	1997	.000	1-0	1	0	0	0	0	0	0	0-0
Wrenn, David	1963,65	.308	17-NA	13	2	4	0	0	0	3	0-NA
Yeargin, Ray	1956	.000	NA-NA	1	4	0	0	0	0	0	0-NA
Young, Rick	1969,70	.280	56-NA	168	32	47	10	1	5	28	2-NA
Youngman, Steve	1978,79	.225	62-NA	169	31	38	6	1	4	17	6-8
Zupa, Ron	1966-68	.242	96-NA	306	43	74	17	4	5	40	3-NA

Individual Career Pitching Stats (ACC Era)

Player	Year(s)	ERA	W-L	G-GS	SV	IP	H	R	ER	BB	SO
Abbott, Gus	1958	9.00	0-0	1-0	NA	1.0	2	2	1	2	0
Adams, Brian	1997-99	5.57	11-9	57-20	1	176.0	201	126	109	84	128
Adams, Darren	1998	3.52	0-0	7-0	0	7.2	7	3	3	1	9
Adams, Mark	1971-73	5.16	3-5	19-11	NA	66.1	60	50	38	57	55
Additon, Matt	1997-00	5.16	19-8	98-5	8	198.2	215	138	114	95	186
Allen, Chris	2006	0.00	0-0	1-0	0	1.0	0	0	0	0	0
Anderson, Alan	1969	6.00	1-0	3-1	NA	6.0	5	4	4	6	2
Anderson, Chris	1981	9.64	0-1	4-1	0	4.2	8	7	5	5	0
Angel, Jason	1990-92	3.00	25-6	48-34	0	228.0	195	97	76	90	156
Armour, Alan	1979,81	4.05	3-4	15-0	0	26.2	28	15	12	16	12
Baker, Jimmy	1970,72-74	5.07	2-5	29-2	NA	60.1	63	49	34	39	36
Baldwin, Chuck	1986,87	2.61	4-3	22-0	6	38.0	34	14	11	11	26
Barnes, Brian	1986-89	2.97	44-10	78-65	3	475.1	379	220	157	250	513
Bendinelli, Chad	2000,02	6.75	0-0	13-0	0	13.1	13	10	10	9	4
Bennett, James	1996	9.00	0-0	1-0	0	1.0	0	1	1	1	0
Benson, Kris	1994-96	2.90	29-8	50-47	1	319.2	268	139	103	79	356
Berken, Jason	2003,04,06	3.04	18-6	47-36	0	186.2	171	88	63	77	156
Berney, Scott	2000	3.39	9-4	17-17	0	106.1	96	42	40	25	59
Bevis, Jay	1969-72	2.13	13-9	69-2	20	147.2	102	44	35	57	98
Biegert, Mark	1986	9.00	0-0	3-0	0	2.0	1	2	2	2	0
Bigwood, Dave	1973	3.77	2-2	14-1	0	28.2	29	16	12	11	17
Boettcher, Donny	1970	1.40	1-1	6-3	NA	19.1	15	4	3	14	5
Bond, William	2007	2.25	0-0	5-0	0	4.0	7	3	1	2	4
Bonekat, Bill	1967-69	3.20	5-3	20-5	NA	59.0	59	32	21	30	46
Boozar, Thomas	1999-02	5.50	10-4	88-9	4	145.2	180	101	89	59	98
Botkin, Alan	1986-89	4.43	23-11	57-43	0	257.2	258	161	124	162	197
Boyer, John	1989	2.45	0-0	7-0	0	7.1	10	4	2	4	4
Bradford, Eric	1990-92	3.15	10-4	65-0	4	97.0	88	36	34	31	86
Bradford, Jeff	1971-74	3.25	6-5	30-15	NA	110.2	92	61	40	58	82
Bradley, Len	1979,80	3.34	12-3	43-14	12	164.1	133	78	61	81	146
Briley, Paxton	1990-92	3.24	15-4	44-20	1	180.1	168	76	65	58	135
Brizek, Seth	1993,95	10.13	0-0	6-0	0	8.0	13	9	9	5	8
Brown, Mike	1978-80	3.25	23-9	48-40	1	257.1	221	124	93	96	178
Browning, Skip	1997-99	5.18	11-8	43-25	0	147.2	165	112	85	72	118
Bryant, Russell	1970,71	5.61	1-0	15-4	NA	43.1	57	37	27	22	22
Burnett, John	1985,86	5.44	2-2	38-0	5	51.1	50	33	31	44	33
Burnette, Bill	1961,62	3.18	3-0	12-2	NA	22.2	20	16	8	12	7
Burtram, Jody	1979,81	16.20	0-0	3-0	0	3.1	9	9	6	3	3
Callahan, Sonny	1973	9.00	0-0	3-0	0	4.0	5	4	4	3	2
Carter, Chris	1992,93	5.06	0-0	6-0	0	5.1	4	3	3	5	4
Casey, Greg	1963,64	4.15	9-4	22-10	NA	97.2	101	63	45	26	52
Chapman, Tommy	1963-65	3.12	12-7	38-26	NA	213.1	179	107	74	114	210
Charpia, Rusty	1986	9.00	0-0	1-0	0	1.0	2	2	1	0	1
Childs, Ryan	2000-02	5.42	7-4	41-16	1	103.0	115	79	62	41	63
Clackum, Scott	1997,98	1.50	10-5	47-10	13	78.0	55	18	13	25	75
Clark, Sean	2006	2.50	2-0	11-2	0	36.0	28	12	10	10	30
Clayton, Pat	2003	3.21	1-0	10-0	0	14.0	9	8	5	7	17
Cline, Steve	1973,74	1.94	16-5	24-22	0	162.0	114	52	35	81	137
Cline, Ty	1959,60	2.78	5-1	13-10	NA	64.2	49	27	20	23	66
Clyne, Stephen	2005-07	2.84	8-3	66-0	5	98.1	90	38	31	34	104
Cohen, Earl	1966,67	2.49	2-1	13-1	NA	25.1	13	13	7	13	13
Collins, Pat	1997	6.89	4-1	12-11	0	49.2	66	45	38	36	49
Compton, George	1954-56	NA	NA-NA	12-NA	NA	NA	NA	NA	NA	NA	NA
Cone, Mickey	1954	NA	NA-NA	3-0	NA	NA	NA	NA	NA	NA	NA
Cook, Brandt	1999,00	8.50	1-1	9-0	0	18.0	23	21	17	15	10
Cositore, Vince	1972	6.75	0-0	1-0	NA	4.0	7	4	3	0	1
Cram, Josh	2001	4.20	4-2	28-0	6	40.2	48	25	19	11	38
Cribb, Josh	2003-06	3.47	22-7	68-32	2	282.1	274	128	109	71	257
Crosland, Ben	1954,55	NA	3-NA	11-8	NA	61.2	NA	NA	NA	NA	36
Currier, Steve	1985	7.11	2-3	18-0	1	25.1	29	22	20	11	17
Curtis, John	1968	1.80	4-3	7-5	NA	40.0	22	13	8	19	42
Dawsey, Jason	1993-95	3.55	22-8	62-42	1	304.1	294	146	120	87	276
Demarest, Alan	1968-70	4.07	7-4	36-10	NA	117.1	107	71	53	58	72
Drake, Johnny	1956	2.56	4-2	9-NA	NA	45.2	29	13	13	34	49
Duke, Bill	1980-82	3.99	12-6	39-27	1	173.2	194	110	77	74	76
Edgeworth, Teak	1958	12.41	0-1	5-1	NA	12.1	20	19	17	11	6
Edwards, Dick	1964	-----	0-1	1-1	NA	0.0	3	5	5	3	0
Eggleston, Jamie	1992-95	3.13	6-2	58-0	2	95.0	103	54	33	35	56
Ellis, Rob	2001	4.50	0-0	3-0	0	2.0	3	2	1	2	2
Elrod, Frank	1957	0.00	0-0	4-NA	NA	4.0	5	1	0	0	3
Eubanks, Charlie	1959	6.00	0-0	2-0	NA	3.0	1	2	2	5	2
Farina, Alan	2007	3.77	6-3	25-2	1	57.1	41	26	24	27	72
Faris, Stephen	2004-06	3.24	16-10	55-33	1	242.0	223	107	87	56	189
Faw, Brian	1989,90	3.92	7-5	39-16	5	131.0	141	76	57	45	103
Fidrych, Chris	2005,07	4.19	0-0	20-0	0	19.1	16	9	9	8	16
Fioenza, Drew	2005,06	5.65	2-1	30-1	2	36.2	44	24	23	20	38
Fisher, Jeff	1982,84,85	5.35	1-6	22-2	2	35.1	54	24	21	30	16
Frank, Kyle	1999	20.25	0-0	1-0	0	1.1	4	3	3	0	1
Frazier, Jeff	1986	9.00	0-0	1-0	0	1.0	2	1	1	1	1



Closers Nick Glaser (left) and Chris Heck (right) combined for 21 saves in 69 appearances between the 1999 and 2001 seasons.

Player	Year(s)	ERA	W-L	G-GS	SV	IP	H	R	ER	BB	SO
Frazier, Ron	1988-90	4.01	16-7	63-30	6	215.2	205	126	96	99	177
Frick, Talmadge	1962	6.00	0-0	6-0	NA	9.0	15	6	6	4	4
Gallagher, Glenn	1981	1.96	2-0	8-0	1	18.1	15	6	4	8	12
Gambrell, Sam	1957	5.63	0-2	5-3	NA	24.0	29	16	15	10	13
Gardner, Jack	1958	2.70	0-0	3-0	NA	3.1	2	2	1	4	2
Gerhardt, Rusty	1969-72	2.39	34-14	59-55	NA	384.1	254	132	102	163	382
Gibson, Nelson	1966-68	2.64	12-1	31-12	NA	112.2	92	51	33	39	80
Gilbert, Jeff	1981-83	3.10	21-5	42-36	1	246.2	198	99	85	96	134
Glaser, Nick	2000,01	3.20	4-5	51-3	16	81.2	83	36	29	39	84
Graham, Lindsay	1970-73	2.68	21-10	48-32	NA	235.0	193	82	70	75	151
Gray, Doug	1979	0.00	0-0	1-0	0	2.0	0	0	0	2	1
Gross, Jason	1988	27.00	0-0	2-0	0	1.0	0	3	3	4	0
Guin, Greg	1980,81	1.04	2-0	7-0	0	17.1	13	3	2	5	12
Hackett, Roger	1982	3.45	1-0	14-3	2	31.1	37	16	12	12	14
Hahn, Jeff	2002-05	3.72	15-8	88-11	7	205.2	208	100	85	80	158
Harbeson, Gene	1961,62	3.51	3-4	13-8	NA	56.1	55	37	22	35	33
Harrelson, Paul	2000-03	3.70	10-4	78-3	14	109.1	121	56	45	34	83
Harrison, Donovan	1998	4.97	4-3	16-1	2	50.2	46	32	28	17	44
Hartnett, Jim	1981	7.36	0-1	9-0	1	18.1	21	18	15	16	1
Harvey, Kris	2003-05	5.82	15-5	40-33	1	159.1	179	112	103	82	126
Hauser, Scott	1995-97	5.40	11-6	50-17	0	143.1	155	99	86	55	76
Hawkins, Heyward	1962	12.00	0-0	1-0	NA	3.0	5	4	4	2	1
Heck, Chris	1999	2.23	6-1	18-0	5	32.1	29	10	8	15	26
Hendley, Bailey	1958-60	4.11	11-3	30-19	NA	133.2	116	78	61	86	105
Henrie, Matt	1999,01,02	3.28	19-8	44-28	3	183.2	177	89	67	55	136
Hess, David	1982	4.55	0-1	13-1	2	27.2	34	20	14	18	11
Hester, Ricky	1983	2.42	0-2	14-0	1	22.1	13	8	6	19	13
Hinson, Ryan	2006,07	3.04	10-2	38-15	1	112.2	96	47	38	57	91
Hogan, Patrick	2001-04	4.22	8-8	79-8	18	190.0	190	105	89	64	176
Holtz, Mike	1991-94	3.31	19-5	72-23	7	214.2	179	100	79	107	220
Hoover, Donnie	1982,83	4.31	7-8	38-11	4	117.0	121	74	56	46	48
Hourigan, Jeff	2002,03	5.04	1-2	23-3	3	44.2	47	27	25	16	45
Howard, Chris	2005,06	2.45	1-0	7-0	0	7.1	6	2	2	1	2
Hudgins, Tom	1968-70	3.97	10-9	34-18	NA	122.1	123	79	54	72	84
Huggins, Mike	1986,87,89	5.37	4-3	41-0	4	65.1	73	43	39	26	41
Humphries, Leonard	1954-56	NA	7-NA	25-20	NA	140.2	NA	NA	NA	NA	91
Jackson, Steven	2001-04	4.62	19-8	67-34	0	220.0	239	136	113	97	146
James, Bill	1966-68	2.59	7-3	28-10	NA	94.0	79	32	27	28	66
Jay, John	1984,85	7.00	1-1	15-8	2	36.0	43	34	28	36	27
Jaynes, Johnny	1968	18.00	0-0	1-0	NA	1.0	2	3	2	3	0
Jersild, Aaron	1988,90-92	3.66	17-7	75-23	8	199.1	186	104	81	85	139
Johnson, Laval	1967-69	3.24	4-5	21-13	NA	89.0	76	47	32	63	66
Jones, Johnny	1962	20.25	0-0	1-0	NA	1.1	3	3	3	3	0
Kendall, Chet	1990,91	2.72	4-1	28-0	2	49.2	32	19	15	28	49
Kenyon, Bobby	1978-80	3.34	18-10	44-31	1	212.2	190	99	79	71	136
Keppen, Jeff	1993,94	5.37	4-4	37-6	0	67.0	76	57	40	56	49
Key, Jimmy	1980-82	3.64	20-14	53-46	0	318.2	304	161	129	104	191
Kimbrell, Mike	1988-91	3.63	17-1	55-16	0	156.1	137	77	63	75	118
Koch, Billy	1994-96	3.74	21-9	51-44	1	276.2	215	148	115	131	338
Kopp, David	2005-07	4.18	16-8	60-32	1	228.1	233	131	106	76	167
Lakey, Ed	1958	4.12	6-2	16-8	NA	72.0	73	46	33	39	55
LaMura, B.J.	2000-02	5.48	6-2	43-8	1	88.2	84	63	54	54	99

Individual Career Pitching Stats (ACC Era)



Player	Year(s)	ERA	W-L	G-GS	SV	IP	H	R	ER	BB	SO	Player	Year(s)	ERA	W-L	G-GS	SV	IP	H	R	ER	BB	SO		
Lawrimore, Wayne	1973	6.00	1-1	4-3	0	12.0	11	11	8	10	8	Schnabel, Brock	2007	15.43	1-1	5-0	0	4.2	8	8	3	1	4		
Lawton, John	1992	1.69	0-0	3-0	0	5.1	4	1	1	3	2	Scott, Ray	1996,97	6.80	3-1	24-3	0	43.2	63	35	33	16	32		
Laycock, Bobby	1983	3.14	1-0	7-1	0	14.1	17	10	5	14	2	Seybt, Paul	1994	1.50	0-0	7-0	0	12.0	13	2	2	4	4		
Lee, Larry	1973,74	5.36	2-3	14-8	1	40.1	42	34	24	28	23	Shealy, Don	1955-57	NA	4-NA	16-NA	NA	89.0	NA	NA	NA	NA	46		
Lilley, Laurus	1979,80	10.38	0-2	6-0	0	8.2	13	12	10	5	4	Shepard, David	1996	2.83	3-2	27-0	5	28.2	20	11	9	13	33		
Lodgek, Ed	1966,67	5.11	1-1	11-5	NA	37.0	33	23	21	30	24	Sipp, Tony	2004	4.69	2-2	22-3	2	48.0	53	28	25	17	59		
Lombardi, Justin	1999,00	9.00	0-0	14-0	1	12.0	17	14	12	15	21	Smith, Dale	1963-65	3.66	9-6	30-12	NA	115.2	95	71	47	52	94		
Lowell, Bob	1964,65,67	3.58	0-3	19-4	NA	50.1	56	36	20	27	24	Snyder, Brian	1977-79	3.31	18-6	41-35	1	228.2	204	117	84	120	185		
Lowery, Phillip	1986-88	3.52	15-4	59-8	4	168.2	184	78	66	32	102	Sokohl, Jack	1969	27.00	0-1	3-2	NA	3.2	2	11	11	13	1		
Lumsden, Tyler	2002-04	4.23	17-7	58-37	2	225.1	218	131	106	107	223	Spencer, Jeff	1978	6.00	0-0	1-0	1	3.0	2	2	2	0	1		
Lynn, Kevin	2000,01	4.34	7-4	40-9	1	105.2	122	59	51	32	96	Spires, Adam	1997,98	9.24	1-1	20-0	0	25.1	32	32	26	25	22		
Lyon, Tommy	1962,63	3.67	9-5	27-13	NA	122.2	133	73	50	39	76	Sprouse, Dave	1959-61	3.73	5-6	23-9	NA	72.1	62	39	30	39	38		
Mahoney, Collin	2004	6.63	1-3	16-0	0	19.0	23	15	14	12	26	Stanley, John	1969	0.00	0-0	2-0	NA	3.0	1	0	0	1	3		
Mahony, Bob	1974-76	3.24	10-5	24-15	1	125.0	106	58	45	61	111	Steele, Bill	1984-87	4.47	19-10	62-38	1	276.0	269	167	137	122	97		
Malec, Mark	1975	2.65	1-0	5-1	1	17.0	10	5	5	15	14	Stone, George	1984,85	3.38	16-9	31-28	0	208.0	205	108	78	56	150		
Malkmus, David	1977	7.13	1-0	7-3	1	17.2	17	15	14	16	8	Stowe, Harold	1957-59	2.32	24-13	49-31	NA	279.1	223	113	72	103	279		
Mallon, Tom	1980-84	3.36	12-7	51-22	4	155.1	146	82	58	87	103	Sturgeon, Chris	1993	2.63	2-0	11-3	0	24.0	20	7	7	17	13		
Marchal, Doug	1985-87	5.88	6-3	33-7	5	67.1	86	53	44	43	35	Sullivan, Mike	1977-79	2.65	20-3	36-31	0	203.2	169	82	60	78	153		
Markley, Jim	1960	0.00	0-0	1-0	NA	2.1	7	8	0	1	1	Sutton, George	1966	3.00	2-0	2-2	NA	9.0	7	4	3	4	8		
Martin, Alex	2006,07	4.81	2-0	23-0	0	24.1	24	15	13	13	13	Taulbee, Andy	1992-94	3.16	27-8	63-39	4	279.1	265	133	98	73	235		
Martin, Glenn	1981-83	4.57	5-4	35-0	1	65.0	72	37	33	34	32	Thrallkill, Josh	2007	9.00	0-0	3-1	0	5.0	9	5	5	0	5		
Martin, Lynn	1981-83	4.42	2-7	53-0	7	77.1	80	48	38	34	44	Toth, Bill	1954-56	NA	NA-NA	15-1	NA	NA	NA	NA	NA	NA	NA		
Masone, Tony	1977	0.00	0-0	1-0	0	0.2	4	5	0	1	0	Trado, Bill	1956	NA	0-4	6-NA	NA	32.1	28	21	NA	34	22		
Matthews, Houston	1974,76,77	3.82	8-2	28-5	8	92.0	89	47	39	45	64	Trapp, Billy	1977-80	4.60	6-4	47-2	4	101.2	108	68	52	39	80		
Matz, Brian	1994-96	4.43	8-1	51-9	4	107.2	110	63	53	47	84	Tripp, David	1988-90	4.82	15-7	55-26	5	179.1	183	104	96	75	154		
Mazey, Randy	1985,86,88	5.51	7-1	22-13	0	96.1	104	71	59	55	47	Trolia, Aaron	2003	8.87	0-1	18-1	0	23.1	38	27	23	9	24		
McDonald, Leon	1957,58	4.82	1-2	11-3	NA	37.1	42	23	20	20	22	Urrico, Anthony	2001	4.15	0-0	8-0	0	4.1	4	2	2	6	4		
Meekins, Larry	1974,75	2.80	8-4	32-6	5	112.2	98	48	35	42	71	Van Volkenburg, Dave	1969-72	2.95	20-10	43-35	NA	222.2	193	104	73	98	195		
Milchin, Mike	1987-89	2.79	7-3	46-5	13	90.1	62	37	28	40	102	Vaughn, Matt	2006,07	4.61	4-1	29-2	1	52.2	63	38	27	21	52		
Miller, David	1993	7.15	0-0	6-0	0	11.1	15	10	9	5	9	Vincent, Damon	1961-63	4.80	10-6	31-21	NA	148.0	127	95	79	117	148		
Miller, Scott	1991,92	3.44	19-4	33-26	2	178.0	171	88	68	84	134	Vining, Ken	1994-96	3.29	17-3	61-26	2	224.1	184	94	82	81	258		
Mishoe, Wayne	1974,75	2.70	1-0	4-0	0	3.1	2	1	1	2	0	Waldrop, Kenny	1966	7.04	0-0	6-3	NA	15.1	13	12	12	15	9		
Mitchell, D.J.	2007	3.27	5-0	15-7	0	52.1	48	23	19	16	49	Walker, Adam	2003,04	6.60	1-0	14-0	0	15.0	24	13	11	4	18		
Mitchell, John	1975	11.25	0-1	3-0	0	4.0	3	5	5	6	2	Watson, Charlie	1965-67	2.71	16-7	43-18	NA	186.0	136	70	56	79	186		
Moschella, Mike	1990,91	4.76	0-0	4-0	0	5.2	6	5	3	2	4	Watson, Mark	1994,95	2.85	12-2	25-18	1	94.2	70	41	30	55	91		
Moskos, Daniel	2005-07	3.25	10-13	81-10	16	149.2	148	63	54	67	147	Welch, Scott	1986,87	8.15	1-0	19-0	2	35.1	46	33	32	16	20		
Mottl, Ryan	1997-00	4.82	33-19	72-68	0	414.1	437	259	222	145	360	Werner, Brian	1996,97	5.64	1-1	13-0	0	22.1	19	15	14	5	8		
Murphy, Brett	2003	3.06	1-1	14-1	0	17.2	18	10	6	10	9	Whitaker, Oliver	1984-87	4.45	23-14	67-45	3	299.1	313	201	148	161	157		
Murr, Jack	1974	2.71	4-4	11-11	0	63.0	49	26	19	41	33	White, Matt	1996-98	5.39	9-4	41-18	1	137.0	157	107	82	72	114		
Murray, Ken	1971	9.64	0-0	2-1	NA	4.2	6	5	5	3	4	Whitfield, Larry	1967	1.25	2-0	6-2	NA	21.2	15	3	3	8	8		
Musselman, Ron	1976,77	2.64	20-5	31-29	0	228.1	176	84	67	95	185	Whitfield, Mike	1968-70	4.46	2-2	18-3	NA	42.1	44	27	21	15	21		
Myers, Pete	1966,67	3.07	7-5	25-7	NA	85.0	76	36	29	30	68	Wiles, Lee	1982,83	4.50	7-4	36-10	3	84.0	86	53	42	57	55		
Needham, Rick	1969	37.80	0-0	2-0	NA	1.2	4	8	7	5	0	Williams, Rodney	1993,95,96	4.23	2-1	44-0	0	55.1	56	31	26	26	44		
O'Dell, Billy	1954	0.79	8-3	14-11	NA	91.1	56	26	8	35	111	Winchester, Scott	1993-95	1.70	13-5	87-0	34	132.2	89	37	25	47	122		
Odle, Dennis	1971	3.06	1-1	5-3	NA	17.2	13	6	6	11	14	Woessner, Dave	1977-79	3.53	11-6	47-2	14	104.2	105	53	41	44	60		
Olson, Dave	1961,62	5.63	6-6	21-11	NA	76.2	76	63	48	59	47	Wolff, Billy	1982,84	8.44	0-1	11-0	1	10.2	13	11	10	5	7		
Owens, Randy	1973	3.24	1-0	9-2	0	33.1	24	17	12	25	18	Wrenn, David	1963,65	9.00	2-3	16-6	NA	40.0	53	46	40	43	37		
Paradis, Mike	1997-99	5.42	11-3	41-29	0	171.0	169	124	103	104	164	Wyatt, Steve	1975,76	2.64	5-1	14-6	4	64.2	57	27	19	17	38		
Parker, Tim	1987,88,90	3.22	13-6	45-35	1	187.0	146	90	67	104	146	Zocchi, P.J.	2004-07	3.96	11-2	42-19	2	138.2	145	68	61	60	132		
Parmar, Bill	1965-67	2.59	18-3	37-29	NA	194.2	149	73	56	118	155	Zoltak, Matt	2007	5.66	1-3	17-2	0	20.2	23	13	13	12	16		
Parrish, Scott	1981,83,84	2.86	21-3	40-32	1	226.1	187	92	72	110	124	NA - not available; Note: Stats from 1954-07; year(s) denote(s) season(s) pitched, not necessarily every season played in a game; returning players in bold .													
Parsons, Jeff	1997	7.71	2-0	20-4	2	37.1	46	34	32	24	44														
Pasqualini, Charlie	1959-61	6.28	2-2																						

Honors & Awards

All-Americans

ABCA

Year	Player	Pos.	*T
1947	Joe Landrum	P	1
1954	Billy O'Dell	P	2
1959	Doug Hoffman	OF	1
1960	Ty Cline	OF	1
	Dave Lynn	C	3
1965	Rusty Adkins	OF	2
1966	Rusty Adkins	2B	3
1967	Rusty Adkins	2B	1
1971	Rusty Gerhardt	P	2
1975	Denny Walling	OF	1
1976	Kurt Seibert	SS	3
1977	Dave Caldwell	OF	3
1980	Tim Teufel	2B	1
1985	Jim McCollom	1B	3
1986	Chuck Baldwin	1B	2
1988	Bert Heffernan	C	1
1989	Brian Barnes	P	1
1991	Jim Crowley	2B	1
	Eric Macrina	DH	2
1992	Kevin Northrup	OF	2
1994	Shane Monahan	OF	1
	Mike Hampton	3B	2
1995	Scott Winchester	P	1
	David Miller	1B	2
	Shane Monahan	OF	2
	Jason Dawsey	P	3
1996	Kris Benson	P	1
	Matthew LeCroy	C	2
1997	Matthew LeCroy	C	2
2001	Jeff Baker	3B	2
	Steve Reba	P	3
2002	Khalil Greene	SS	1
	Michael Johnson	1B	2
	Steve Reba	P	3
2005	Kris Harvey	DH	1
2006	Tyler Colvin	OF	2
	Andy D'Alessio	1B	2
	Josh Cribb	P	3

Baseball America

Year	Player	Pos.	*T
1986	Chuck Baldwin	1B	2
1988	Brian Barnes	P	2
1989	Brian Barnes	P	1
1990	Brian Kowitz	OF	2
1991	Jason Angel	P	2
	Jim Crowley	2B	2
1992	Kevin Northrup	OF	2
1994	Shane Monahan	OF	1
	Mike Hampton	3B	2
1995	Shane Monahan	OF	2

All-Atlantic Region

1954 -	Doug Kingsmore, OF
	Billy O'Dell, P
1958 -	Harold Stowe, P
	* Fred DeBerry, 1B
	* Bailey Hendley, OF
	* Bud Spiers, SS
1959 -	Doug Hoffman, OF
	Harold Stowe, P
1960 -	Ty Cline, OF
	Dave Lynn, C
1965 -	Rusty Adkins, OF
	Jack McCall, SS
1966 -	Rusty Adkins, 2B
1967 -	Rusty Adkins, 2B
	** Garry Helms, SS
1971 -	Rusty Gerhardt, P
	Craig White, OF
1973 -	Craig White, OF
	* Lin Hamilton, C
	* Richard Haynes, 2B
1974 -	Lin Hamilton, C
	* Smiley Sanders, OF

	Scott Winchester	P	2
	David Miller	1B	3
1996	Kris Benson	P	1
	Ken Vining	P	3
1997	Matthew LeCroy	C	1
1999	Patrick Boyd	OF	2
2001	Jeff Baker	3B	1
2002	Jeff Baker	3B	1
	Khalil Greene	SS	1
2004	Brad McCann	3B	3
2005	Kris Harvey	DH	2
2006	Tyler Colvin	OF	1
	Andy D'Alessio	1B	3

College Baseball Foundation

Year	Player	Pos.	*T
2006	Andy D'Alessio	1B	1

Collegiate Baseball

Year	Player	Pos.	*T
1991	Eric Macrina	DH	3
1992	Kevin Northrup	OF	3
1994	Mike Hampton	3B	1
	Shane Monahan	OF	2
1995	Shane Monahan	OF	1
	Scott Winchester	P	1
	Jason Dawsey	P	2
	David Miller	1B	3
1996	Kris Benson	P	1
1997	Matthew LeCroy	C	2
1998	Scott Clackum	P	2
2001	Jeff Baker	3B	1
	Steve Reba	P	3
2002	Khalil Greene	SS	1
	Jeff Baker	3B	3
	Michael Johnson	1B	3
	Steve Reba	P	3
2005	Taylor Harbin	2B	2
2006	Josh Cribb	P	2
	Andy D'Alessio	1B	3

NCBWA

Year	Player	Pos.	*T
1993	Billy McMillon	OF	1
	Chad Phillips	P	3
1994	Mike Hampton	3B	1
	Shane Monahan	OF	1
1995	Shane Monahan	OF	1
	David Miller	1B	2
	Gary Burnham	OF	3
	Jason Dawsey	P	3
1996	Kris Benson	P	1
	Billy Koch	P	2

	Matthew LeCroy	C	2
	Ken Vining	P	3
1997	Matthew LeCroy	C	1
1998	Ryan Mottl	P	3
1999	Kurt Bultmann	2B	2
	Patrick Boyd	OF	3
2000	Nick Glaser	P	3
2001	Jeff Baker	3B	2
	Casey Stone	OF	3
2002	Jeff Baker	3B	1
	Khalil Greene	SS	1
	Steve Reba	P	2
	Matt Henrie	P	3
2005	Kris Harvey	DH	3
2006	Tyler Colvin	OF	1
	Andy D'Alessio	1B	1
	Josh Cribb	P	3

Sporting News

Year	Player	Pos.	*T
1975	Denny Walling	OF	1
1980	Tim Teufel	2B	1
1987	Bill Spiers	SS	1
1997	Matthew LeCroy	C	2
1998	Scott Clackum	P	3
Note: No team selected from 1991-96,02-07.			

Sports Weekly

Year	Player	Pos.	*T
2002	Khalil Greene	SS	1

Freshman

Year	Player	Pos.
1991	Billy McMillon	OF
1993	Shane Monahan	1B
	Scott Winchester	P
1995	Matthew LeCroy	C
1997	Ryan Mottl	P
1998	Patrick Boyd	OF
1999	Khalil Greene	3B
2000	Jeff Baker	SS
	Jarrod Schmidt	P
2003	Robert Rohrbaugh	P
2005	Brad Chalk	OF
	Taylor Harbin	2B

Academic

Year	Player	Pos.	*T
1995	Paul Galloway	3B	1

* - team

1998 -	Scott Clackum, P
	Matt Padgett, OF
1999 -	Patrick Boyd, OF
2000 -	** Jeff Baker, SS
2001 -	Jeff Baker, 3B
	Steve Reba, P
2002 -	Khalil Greene, SS
	Michael Johnson, 1B
	Steve Reba, P
	* Jeff Baker, 3B
2003 -	Michael Johnson, 1B
2005 -	Kris Harvey, DH
	* Taylor Harbin, 2B
2006 -	Tyler Colvin, OF
	Josh Cribb, P
	Andy D'Alessio, 1B
* - second team; ** - third team	

U.S. Olympians

1988 -	Mike Milchin, P
1996 -	Kris Benson, P
	Billy Koch, P
	Matthew LeCroy, C

All-College World Series

1959 -	Harold Stowe, P
1959 -	Bailey Hendley, P/OF
1959 -	Doug Hoffman, OF
1977 -	Dave Caldwell, OF
2002 -	Michael Johnson, 1B

National Player-of-the-Year

ABCA

2002 -	Khalil Greene, SS
--------	-------------------

Baseball America

1996 -	Kris Benson, P
2002 -	Khalil Greene, SS

Collegiate Baseball

1996 -	Kris Benson, P
2002 -	Khalil Greene, SS

Dick Howser Trophy

1996 -	Kris Benson, P
2002 -	Khalil Greene, SS

Golden Spikes Award

2002 -	Khalil Greene, SS
--------	-------------------

Rotary Smith Award

1996 -	Kris Benson, P
2002 -	Khalil Greene, SS

ACC Athlete-of-the-Year

1996 -	Kris Benson, P
--------	----------------

Pan American Games

1959 -	Ty Cline, P/OF
1967 -	John Curtis, P
1979 -	Brian Snyder, P
1980 -	Mike Brown, P
1987 -	Bert Heffernan, C
	^ Bill Spiers, SS
1991 -	^ Billy McMillon, OF
1999 -	Matthew LeCroy, C
^ - invited but did not participate	

World University Games

1977 -	Dave Caldwell, OF
	Bill Foley, C

World Championships

1998 -	Patrick Boyd, OF
	Ryan Mottl, P
2000 -	Jeff Baker, SS
	Patrick Boyd, OF
2001 -	Jeff Baker, 3B
2006 -	Daniel Moskos, P

All-ACC

1954 -	Roy Coker, UT
	Doug Kingsmore, OF
	Wyman Morris, 3B
	Billy O'Dell, P
1958 -	Harold Stowe, P
1959 -	Doug Hoffman, OF
1960 -	Ty Cline, OF
	Bailey Hendley, UT
	Dave Lynn, C
1962 -	Gene Harbeson, C
	Johnny Jones, OF
	Joey Taylor, OF
1963 -	Pete Ayoub, 2B
	Mike Bohonak, OF
	Dave Ellis, OF
	Johnny Jones, OF
	Elmo Lam, SS
1964 -	Ben Marsella, 3B
1965 -	Rusty Adkins, OF
	Tommy Chapman, P
	Lawton Cowart, 3B
	Jack McCall, SS
1966 -	Rusty Adkins, 2B
	Lawton Cowart, 3B
	Jack McCall, SS
	George Sutton, OF
1967 -	Rusty Adkins, 2B
	Garry Helms, SS
1970 -	Rusty Gerhardt, P
1971 -	Rusty Gerhardt, P
	Johnny Severs, OF
	Craig White, OF
1972 -	Rusty Gerhardt, P
	Calvin Weeks, OF
1973 -	Lindsay Graham, P
	Lin Hamilton, C
	Richard Haynes, 2B
	Smiley Sanders, OF
	Craig White, OF
1974 -	Steve Cline, P
	Lin Hamilton, C
	Mike Pulaski, OF
	Smiley Sanders, OF
1975 -	Kurt Seibert, SS
	Denny Walling, OF
	Bill Wingo, 2B
1976 -	David Caldwell, OF
	Bill Foley, C
	Chuck Porter, P
	Kurt Seibert, SS
	Steve Tucker, OF
1977 -	Robert Bonnette, SS
	Bill Foley, C
	Ron Musselman, P
	Neil Simons, OF
	Bill Wingo, 2B
1978 -	Robert Bonnette, SS
	Neil Simons, OF
1979 -	Robbie Allen, SS
	Tony Masone, OF
	Neil Simons, OF
	Mike Sullivan, P
1980 -	Mike Brown, P
	Neil Simons, OF
	Tim Teufel, 2B
1981 -	Mike Mahoney, OF
1982 -	Jeff Gilbert, P
	Jimmy Key, DH
	Jimmy Key, P
1983 -	Bob Paulling, 1B
1984 -	Jim McCollom, DH
	Brooks Shumake, OF
1985 -	Jim McCollom, 1B
1986 -	Chuck Baldwin, 1B
	Randy Mazey, OF
1987 -	Steve Baucum, 3B
	Bert Heffernan, C
	Randy Mazey, OF
	Bill Spiers, SS

1988 - Brian Barnes, P
Rusty Chappia, SS
Bert Heffernan, C
1989 - Brian Barnes, P
Henry Threadgill, 2B
1990 - Brian Kowitz, OF
1991 - Jason Angel, P
Jim Crowley, 2B
Eric Macrina, 1B
Billy McMillon, OF
Todd Stefan, SS
1992 - Kevin Northrup, OF
1993 - Billy McMillon, OF
Keith Williams, OF
1994 - Mike Hampton, 3B
Shane Monahan, OF
1995 - Jason Dawsey, P
David Miller, 1B
Shane Monahan, OF
Scott Winchester, P
1996 - Kris Benson, P
Matthew LeCroy, C
1997 - Matthew LeCroy, C
Ryan Mottl, P
1998 - Kurt Bultmann, 2B
Scott Clackum, P
Matt Padgett, OF
1999 - Patrick Boyd, OF
2001 - Jeff Baker, 3B
Khalil Greene, SS
Steve Reba, P
Jarrod Schmidt, P/DH
2002 - Khalil Greene, SS
Michael Johnson, 1B
Steve Reba, P
2003 - Michael Johnson, 1B
2004 - Kris Harvey, OF/1B
2005 - Taylor Harbin, 2B
Kris Harvey, DH
2006 - Josh Cribb, P
Andy D'Alessio, 1B
2007 - Marquez Smith, 3B
Note: First-team selections only.

ACC Coach-of-the-Year

1988 - Bill Wilhelm
1991 - Bill Wilhelm
1994 - Jack Leggett
1995 - Jack Leggett
2006 - Jack Leggett

ACC Player-of-the-Year

1973 - Craig White, OF
1974 - Steve Cline, P
1975 - Denny Walling, OF
1976 - Chuck Porter, P
1985 - Jim McCollom, 1B
1986 - Chuck Baldwin, 1B
1989 - Brian Barnes, P
1990 - Brian Kowitz, OF
1995 - Shane Monahan, OF
1996 - Kris Benson, P
2002 - Khalil Greene, SS

ACC Rookie-of-the-Year

1995 - Matthew LeCroy, C
1998 - Patrick Boyd, OF

All-ACC Tournament

1987 - Chuck Baldwin, 2B
Bert Heffernan, C
1988 - Brian Kowitz, DH
1989 - Brian Barnes, P
Rusty Chappia, SS
Brian Kowitz, OF
Mike Milchin, 1B
Henry Threadgill, 2B
1990 - Brian Kowitz, OF
Tim Rigsby, SS

1991 - Jason Angel, P
Jim Crowley, 2B
Eric Macrina, DH
Scott Miller, P
Michael Spiers, OF
1992 - Aaron Jersild, P
Kevin Northrup, OF
Joe Taylor, 2B
1993 - Billy McMillon, OF
Jeff Morris, 2B
Andy Taulbee, P
Keith Williams, OF
1994 - Mike Hampton, 3B
Shane Monahan, OF
Ken Vining, P
1995 - Gary Burnham, OF
Paul Galloway, 3B
Ken Vining, P
1996 - Jason Embler, 1B
Doug Livingston, 2B
1997 - Gary Burnham, OF
1999 - Patrick Boyd, OF
Khalil Greene, 3B
2000 - Jeff Baker, UT/DH
Patrick Boyd, OF
Khalil Greene, 3B
Ryan Mottl, P
2002 - Khalil Greene, SS
Michael Johnson, 1B
Steve Reba, P
2004 - Brad McCann, 3B
Travis Storrer, 2B
2005 - Josh Cribb, P
2006 - Brad Chalk, OF
Sean Clark, P
Tyler Colvin, OF
Taylor Harbin, 2B
D.J. Mitchell, OF
Marquez Smith, 3B
2007 - David Kopp, P

ACC Tournament MVP

1989 - Brian Barnes, P
1991 - Michael Spiers, OF
1993 - Jeff Morris, 2B
1994 - Shane Monahan, OF
2006 - Tyler Colvin, OF

National Player-of-the-Week

2002 - Khalil Greene, SS (3/18)
Jeff Baker, 3B (4/8)
Khalil Greene, SS (5/6)
2004 - Brad McCann, 3B (5/17)
2005 - Kris Harvey, DH/P (3/21)
2006 - Andy D'Alessio, 1B (4/3)
Marquez Smith, 3B (5/1)
Andy D'Alessio, 1B (5/15)
Tyler Colvin, OF (5/22)
2007 - Andy D'Alessio, 1B (5/14)

ACC Player-of-the-Week

1989 - Brian Barnes, P (5/8)
Brian Barnes, P (5/22)
1990 - Tim Parker, P (4/24)
1991 - Jason Angel, P (4/29)
Mike Spiers, OF (5/13)
1992 - Keith Williams, OF (3/16)
Kevin Northrup, OF (3/23)
Joe Taylor, 2B (4/13)
1993 - Billy McMillon, 1B (3/1)
Jeff Morris, 2B (5/10)
1994 - Andy Taulbee, P (2/14)
Andy Taulbee, P (2/21)
Scott Winchester, P (4/4)
Mike Holtz, P (4/11)
David Miller, 1B (4/18)
Scott Winchester, P (5/2)
Mike Hampton, 3B (5/16)
Shane Monahan, OF (5/23)
Ken Vining, P (5/23)

1995 - David Miller, 1B (3/6)
Jason Dawsey, P (3/13)
Shane Monahan, OF (3/13)
David Miller, 1B (4/4)
Jason Dawsey, P (4/10)
Jamie Eggleston, P (5/1)
1996 - Kris Benson, P (2/26)
Kris Benson, P (3/11)
Kris Benson, P (3/25)
Kris Benson, P (4/15)
Kris Benson, P (4/29)
Kris Benson, P (5/6)
Billy Koch, P (5/6)
1997 - Matthew LeCroy, C (2/24)
1998 - Ryan Mottl, P (3/2)
Patrick Boyd, OF (3/9)
Matt Padgett, OF (4/6)
Brian Ellis, C (4/20)
Ryan Mottl, P (4/27)
1999 - Jason Harris, 1B (4/12)
Chris Heck, P (4/26)
2000 - Scott Berney, P (2/28)
Scott Berney, P (3/6)
Ryan Mottl, P (4/10)
Nick Glaser, P (4/17)
Khalil Greene, 3B (5/8)
2001 - Ryan Riley, 2B (2/26)
Matt Henrie, P (3/19)
Steve Reba, P (4/23)
Matt Henrie, P (5/7)
Steve Reba, P (5/14)
Khalil Greene, SS (5/14)
2002 - Jeff Baker, 3B (2/25)
Michael Johnson, 1B (3/4)
Khalil Greene, SS (3/18)
Khalil Greene, SS (4/29)
Khalil Greene, SS (5/6)
2003 - Tyler Lumsden, P (3/3)
Tyler Lumsden, P (3/10)
Paul Harrelson, P (4/28)
Michael Johnson, 1B (4/28)
Garrick Evans, OF (5/19)
Patrick Hogan, P (5/19)
2004 - Brad McCann, 3B (3/1)
Kris Harvey, P (4/5)
Garrick Evans, OF (4/19)
2005 - Kris Harvey, DH (3/21)
Stephen Faris, P (4/18)
Taylor Harbin, 2B (4/25)
Josh Cribb, P (5/16)
Josh Cribb, P (5/23)
Kris Harvey, DH (5/23)
2006 - Tyler Colvin, OF (3/27)
Andy D'Alessio, 1B (4/3)
Josh Cribb, P (4/10)
Marquez Smith, 3B (5/1)
Andy D'Alessio, 1B (5/15)
Tyler Colvin, OF (5/22)
2007 - Doug Hogan, C (4/30)
Marquez Smith, 3B (5/7)
Andy D'Alessio, 1B (5/14)

Rawlings ACC Tournament Batting Champion

1989 - Henry Threadgill, 2B
1991 - Michael Spiers, OF
1992 - Ted Corbin, SS

Bob Bradley Award (South Carolina Series MVP)

2001 - Jeff Baker, 3B
2002 - Michael Johnson, 1B
2003 - Michael Johnson, 1B
2004 - Herman Demmink, 2B
2005 - Tyler Colvin, OF
2006 - Daniel Moskos, P
2007 - Wilson Boyd, OF

Mitchell Award (Most Valuable Player)

1962 - Buddy Nixon, 1B
1963 - Dave Ellison, OF
1964 - Ben Marsella, 3B
1965 - Tommy Chapman, P
1966 - Ellis Dantzler, 1B
1967 - Rusty Adkins, 2B
1968 - Nelson Gibson, P
1969 - Craig White, OF
1970 - Rusty Gerhardt, P
1971 - Rusty Gerhardt, P
1972 - Rusty Gerhardt, P
1973 - Craig White, OF
1974 - Steve Cline, P
1975 - Denny Walling, OF
1976 - Chuck Porter, P
1977 - Bill Foley, C
1978 - Tony Masone, OF
1979 - David Buffamoyer, C
1980 - Tim Teufel, 2B
1981 - Greg Guin, 1B
1982 - Jimmy Key, P/DH
1983 - Bob Paulling, 1B
1984 - Chuck Baldwin, 2B
1985 - Jim McCollom, 1B
1986 - Chuck Baldwin, 1B
1987 - Steve Baucom, 3B
1988 - Jerry Brooks, 3B
1989 - Henry Threadgill, 2B
1990 - Brian Kowitz, OF
1991 - Todd Stefan, SS
1992 - Kevin Northrup, OF
1993 - Keith Williams, OF
1994 - Mike Hampton, 3B
1995 - David Miller, 1B
1996 - Kris Benson, P
Doug Livingston, 2B
1997 - Gary Burnham, OF
1998 - Matt Padgett, OF
1999 - Kurt Bultmann, 2B
2000 - Khalil Greene, SS
2003 - Michael Johnson, 1B
2004 - Brad McCann, 3B
2005 - Kris Harvey, DH/P
2006 - Tyler Colvin, OF
2007 - Doug Hogan, C

Stowe Award (Most Valuable Pitcher)

1984 - Scott Parrish
1985 - George Stone
1986 - Oliver Whitaker
1987 - Brian Barnes
1988 - Brian Barnes
1989 - Brian Barnes
1990 - Tim Parker
1991 - Mike Kimbrell
1992 - Paxton Briley
1993 - Chad Phillips
1994 - Andy Taulbee
1995 - Jason Dawsey
1996 - Kris Benson
1997 - Ryan Mottl
1998 - Scott Clackum
1999 - Mike Paradis
2000 - Ryan Mottl
2001 - Steve Reba
2002 - Matt Henrie
Steve Reba
2003 - Patrick Hogan
2004 - Patrick Hogan
2005 - Josh Cribb
2006 - Josh Cribb
2007 - Daniel Moskos

Tiger Baseball Award (Leadership)

1995 - Gary Burnham, OF
Paul Galloway, 3B
1996 - Paul Galloway, 3B
1997 - Jason Embler, 1B
1998 - Derek Borgert, C
1999 - Derek Borgert, C
2000 - Brian Holstad, INF/OF
2001 - Casey Stone, OF
2002 - Michael Johnson, 1B
2003 - Kyle Frank, OF
2004 - Russell Triplett, SS
2005 - Taylor Harbin, 2B
2006 - Brad Chalk, OF
2007 - Taylor Harbin, SS

Dedication Award (Strength Training)

1995 - Scott Winchester, P
1996 - Gary Burnham, OF
1997 - Gary Burnham, OF
1998 - Matt Padgett, OF
1999 - Jason Harris, 1B
2000 - Brian Ellis, C
2001 - B.J. LaMura, P
2002 - Khalil Greene, SS
2003 - Herman Demmink, 2B
Kyle Frank, OF
2004 - Herman Demmink, 2B
2005 - Herman Demmink, 3B
2006 - Herman Demmink, 3B
2007 - Chris Fidrych, P

Clemson Athletic Hall of Fame Members

1973 - Frank Howard, HC
Billy O'Dell, P
1974 - Joe Landrum, P
1977 - Rusty Adkins, OF
Frank Gillespie, 1B
1978 - Ty Cline, OF
Ray Mathews, OF
1979 - Jess Neely, HC
Flint Rhem, P
Harold Stowe, P
1980 - Doug Hoffman, OF
Suzie Owens
1981 - John Heisman, HC
1982 - Rusty Gerhardt, P
1984 - Walter Cox, HC
Dick Hendley, C
1985 - Doug Kingsmore, OF
1988 - Bob Smith, HC
Craig White, OF
1991 - Dede Buchanan, 1B
1993 - Gene Moore, C
1994 - Bob Paulling, 1B
Dewey Quinn, 3B
1997 - Neil Simons, OF
1998 - Bill Spiers, SS
1999 - Jimmy Key, P
2002 - Bert Heffernan, C
2003 - Smiley Sanders, OF
2004 - Brian Barnes, P
2005 - Kris Benson, P
2007 - Khalil Greene, 3B/SS
Note: List includes only baseball players/coaches; year denotes year inducted.



Rusty Adkins, OF/2B

Second-Team ABCA, 1965; Third-Team ABCA, 1966; First-Team ABCA, 1967

Year	G	AB	R	H	2B	3B	HR	RBI	SB	BB	SO	Avg.
1965	30	126	30	56	10	4	3	25	12	12	0	.444
1966	29	121	39	44	5	6	2	17	9	20	7	.364
1967	38	149	40	50	7	7	6	24	17	27	9	.336
Totals	97	396	109	150	22	17	11	66	38	59	16	.379

Jason Angel, P

Second-Team Baseball America, 1991

Year	G	GS	CG	SH	SV	IP	H	R	ER	ERA	SO	BB	W-L	Pct.
1990	10	1	0	0	0	14.2	14	8	8	4.91	14	9	2-1	.667
1991	20	16	3	2	0	108.0	75	35	28	2.33	66	36	14-2	.875
1992	18	17	1	0	0	105.1	106	54	40	3.42	76	45	9-3	.750
Totals	48	34	4	2	0	228.0	195	97	76	3.00	156	90	25-6	.806

Jeff Baker, 3B

First-Team Baseball America, 2001; First-Team Collegiate Baseball, 2001; Second-Team ABCA, 2001; Second-Team Sporting News, 2001; Second-Team Sports Weekly, 2001; First-Team Baseball America, 2002; First-Team NCBWA, 2002; Third-Team Collegiate Baseball, 2002

Year	GP-S	AB	R	H	2B	3B	HR	TB	RBI	SB	BB	SO	Avg.
2000	68-67	275	54	86	16	0	11	135	64	4-4	26	54	.313
2001	60-60	233	66	86	13	2	23	172	75	5-9	38	38	.369
2002	68-67	265	71	86	12	2	25	177	87	17-24	40	59	.325
Totals	196-194	773	191	256	41	4	59	444	226	26-37	98	151	.334

Chuck Baldwin, 1B

Second-Team ABCA, 1986; Second-Team Baseball America, 1986

Year	G	AB	R	H	2B	3B	HR	RBI	SB	BB	SO	Avg.
1984	51	194	31	69	12	3	0	33	4-6	13	13	.356
1985	62	252	39	66	12	3	4	33	3-6	13	21	.262
1986	63	289	64	107	23	1	16	73	6-8	18	26	.370
1987	52	200	43	69	15	1	9	45	3-3	17	26	.345
Totals	228	935	177	311	62	8	29	184	16-23	61	86	.333

Brian Barnes, P

Second-Team Baseball America, 1988;

First-Team ABCA, 1989; First-Team Baseball America, 1989

Year	G	GS	CG	SH	SV	IP	H	R	ER	ERA	SO	BB	W-L	Pct.
1986	15	10	1	0	1	71.0	57	44	29	3.68	53	61	3-2	.600
1987	18	17	5	1	0	120.2	109	50	41	3.06	112	61	12-3	.800
1988	22	19	6	0	1	137.2	124	74	51	3.33	140	62	13-2	.867
1989	23	19	9	1	1	146.0	89	52	36	2.22	208	66	16-3	.842
Totals	78	65	21	2	3	475.1	379	220	157	2.97	513	250	44-10	.815

Kris Benson, P

First-Team ABCA, 1996; First-Team Baseball America, 1996; First-Team Collegiate Baseball, 1996; First-Team NCBWA, 1996; First-Team Sporting News, 1996

Year	G	GS	CG	SH	SV	IP	H	R	ER	ERA	SO	BB	W-L	Pct.
1994	17	14	1	0	1	85.0	84	48	40	4.24	73	29	7-3	.700
1995	14	14	0	0	0	78.2	75	44	28	3.20	79	23	8-3	.727
1996	19	19	7	4	0	156.0	109	47	35	2.02	204	27	14-2	.875
Totals	50	47	8	4	1	319.2	268	139	103	2.90	356	79	29-8	.784

Patrick Boyd, OF

Second-Team Baseball America, 1999; Third-Team NCBWA, 1999

Year	GP-S	AB	R	H	2B	3B	HR	TB	RBI	SB	BB	SO	Avg.
1998	59-59	241	66	83	13	1	8	122	59	11-14	44	46	.344
1999	62-61	246	78	96	22	1	17	171	70	20-25	45	50	.390
2000	69-69	270	50	79	21	4	3	117	49	18-24	44	52	.293
2001	1-1	3	2	1	1	0	0	2	0	0-0	2	0	.333
Totals	191-190	760	196	259	57	6	28	412	178	49-63	135	148	.341

Kurt Bultmann, SS/2B

Second-Team NCBWA, 1999

Year	GP-S	AB	R	H	2B	3B	HR	TB	RBI	SB	BB	SO	Avg.
1996	63-55	194	34	59	10	0	5	84	27	2-4	25	28	.304
1997	60-60	253	69	88	31	1	16	169	61	3-5	30	42	.348
1998	58-58	234	57	70	18	1	10	120	54	2-4	32	32	.299
1999	68-68	272	73	89	23	2	12	152	72	6-7	46	40	.327
Totals	249-241	953	233	306	82	4	43	525	214	13-20	133	142	.321

Gary Burnham, OF

Third-Team NCBWA, 1995

Year	GP-S	AB	R	H	2B	3B	HR	TB	RBI	SB	BB	SO	Avg.
1994	15-15	47	9	13	3	0	0	16	9	1-1	13	8	.277
1995	66-66	241	61	83	27	4	8	142	62	5-11	46	29	.344
1996	68-68	241	62	70	24	4	6	120	56	2-6	61	40	.290
1997	64-64	266	83	104	23	2	15	176	82	2-4	37	28	.391
Totals	213-213	795	215	270	77	10	29	454	209	10-22	157	105	.340

Dave Caldwell, OF

Third-Team ABCA, 1977

Year	G	AB	R	H	2B	3B	HR	RBI	SB	BB	SO	Avg.
1975	36	125	21	35	7	4	2	23	2	12	20	.280
1976	50	196	39	63	13	8	9	49	2	36	32	.321
1977	41	162	43	46	10	0	7	34	6	28	24	.284
Totals	127	483	103	144	30	12	18	106	10	76	76	.298

Scott Clackum, P

Second-Team Collegiate Baseball, 1998; Third-Team Sporting News, 1998

Year	G	GS	CG	SH	SV	IP	H	R	ER	ERA	SO	BB	W-L	Pct.
1997	24	0	0	0	4	37.1	34	13	8	1.93	33	14	3-4	.429
1998	23	0	0	0	9	40.2	21	5	5	1.11	42	11	7-1	.875
Totals	47	0	0	0	13	78.0	55	18	13	1.50	75	25	10-5	.667

Ty Cline, OF/P

First-Team ABCA, 1960

Year	G	AB	R	H	2B	3B	HR	RBI	SB	BB	SO	Avg.
1959	31	135	34	44	7	3	1	22	10	12	11	.326
1960	22	89	26	31	5	5	0	14	12	13	4	.348
Totals	53	224	60	75	12	8	1	36	22	25	15	.335

Tyler Colvin, OF

First-Team Baseball America, 2006; First-Team NCBWA, 2006; Second-Team ABCA, 2006

Year	GP-S	AB	R	H	2B	3B	HR	TB	RBI	SB	BB	SO	Avg.
2004	52-31	128	21	37	10	0	2	53	19	4-5	11	16	.289
2005	65-65	258	51	73	22	2	5	114	53	12-15	14	31	.283
2006	69-69	281	64	100	22	5	13	171	70	23-27	28	42	.356
Totals	186-165	667	136	210	54	7	20	338	142	39-47	53	89	.315

Josh Cribb, P

Second-Team Collegiate Baseball, 2006; Third-Team ABCA, 2006; Third-Team NCBWA, 2006

Year	G	GS	CG	SH	SV	IP	H	R	ER	ERA	SO	BB	W-L	Pct.
2003	13	1	0	0	0	25.0	36	17	11	3.96	19	6	0-1	.000
2004	20	1	0	0	2	60.2	49	28	25	3.71	58	15	5-1	.833
2005	19	15	3	2	0	109.1	119	47	43	3.54	97	24	8-5	.615
2006	16	15	1	0	0	87.1	70	36	30	3.09	83	26	9-0	1.000
Totals	68	32	4	2	2	282.1	274	128	109	3.47	257	71	22-7	.759

Jim Crowley, 2B

First-Team ABCA, 1991; Second-Team Baseball America, 1991

Year	GP-S	AB	R	H	2B	3B	HR	TB	RBI	SB	BB	SO	Avg.
1988	48-21	89	15	22	4	0	2	32	6	6-7	17	26	.247
1989	66-66	230	49	69	16	1	10	117	60	5-6	35	39	.300
1990	65-65	251	56	82	15	0	14	139	54	7-9	32	39	.327
1991	68-68	256	79	98	22	0	17	171	77	5-9	39	45	.383
Totals	247-220	826	199	271	57	1	43	459	197	23-31	123	149	.328

Andy D'Alessio, 1B

First-Team College Baseball Foundation, 2006; First-Team NCBWA, 2006; Second-Team ABCA, 2006; Third-Team Baseball America, 2006; Third-Team Collegiate Baseball, 2006

Year	GP-S	AB	R	H	2B	3B	HR	TB	RBI	SB	BB	SO	Avg.
2004	60-51	180	29	60	10	0	4	82	22	2-2	35	47	.333
2005	65-60	210	36	58	14	1	15	119	60	1-4	29	61	.276
2006	69-69	250	55	78	15	0	23	162	85	7-8	30	60	.312
2007	59-59	213	49	68	12	2	17	135	50	1-3	33	49	.319
Totals	253-239	853	169	264	51	3	59	498	217	11-17	127	217	.309

Jason Dawsey, P

Second-Team Collegiate Baseball, 1995; Third-Team ABCA, 1995; Third-Team NCBWA, 1995

Year	G	GS	CG	SH	SV	IP	H	R	ER	ERA	SO	BB	W-L	Pct.
1993	27	8	2	0	1	77.2	85	42	35	4.06	70	21	5-2	.714
1994	16	15	1	0	0	97.1	108	51	45	4.16	73	21	6-2	.750
1995	19	19	4	0	0	129.1	101	53	40	2.78	133	45	11-4	.733
Totals	62	42	7	0	1	304.1	294	146	120	3.55	276	87	22-8	.733

Rusty Gerhardt, P

Second-Team ABCA, 1971

Year	G	GS	CG	SH	SV	IP	H	R	ER	ERA	SO	BB</
------	---	----	----	----	----	----	---	---	----	-----	----	------

Nick Glaser, P

Third-Team NCBWA, 2000

Year	G	GS	CG	SH	SV	IP	H	R	ER	ERA	SO	BB	W-L	Pct.
2000	33	0	0	0	15	40.1	38	16	11	2.45	40	29	0-2	.000
2001	18	3	0	0	1	41.1	45	20	18	3.92	44	10	4-3	.571
Totals	51	3	0	0	16	81.2	83	36	29	3.20	84	39	4-5	.444

Khalil Greene, 3B/SS

First-Team ABCA, 2002; First-Team Baseball America, 2002; First-Team Collegiate Baseball, 2002; First-Team NCBWA, 2002; First-Team Sports Weekly, 2002

Year	GP-S	AB	R	H	2B	3B	HR	TB	RBI	SB	BB	SO	Avg.
1999	69-68	274	58	98	20	1	8	144	69	9-12	31	58	.358
2000	69-69	269	59	98	24	3	5	143	64	12-16	42	39	.364
2001	63-63	241	55	73	18	2	12	131	52	17-21	24	41	.303
2002	71-71	285	93	134	33	1	27	250	91	17-18	46	22	.470
Totals	272-271	1069	265	403	95	7	52	668	276	55-67	143	160	.377

Mike Hampton, 3B

First-Team Collegiate Baseball, 1994; First-Team NCBWA, 1994; Second-Team ABCA, 1994; Second-Team Baseball America, 1994

Year	GP-S	AB	R	H	2B	3B	HR	TB	RBI	SB	BB	SO	Avg.
1993	46-31	130	29	33	13	2	3	59	22	3-5	13	29	.254
1994	75-75	287	84	109	21	4	11	171	70	39-47	47	43	.380
Totals	121-106	417	113	142	34	6	14	230	92	42-52	60	72	.341

Taylor Harbin, 2B

Second-Team Collegiate Baseball, 2005

Year	GP-S	AB	R	H	2B	3B	HR	TB	RBI	SB	BB	SO	Avg.
2005	66-66	274	64	94	28	4	10	160	63	4-7	12	25	.343
2006	64-64	254	54	81	20	2	9	132	47	13-14	15	21	.319
2007	64-63	253	42	75	19	1	11	129	62	14-18	14	20	.296
Totals	194-193	781	160	250	67	7	30	421	172	31-39	41	66	.320

Kris Harvey, DH

First-Team ABCA, 2005; Second-Team Baseball America, 2005; Third-Team NCBWA, 2005

Year	GP-S	AB	R	H	2B	3B	HR	TB	RBI	SB	BB	SO	Avg.
2003	25-13	29	8	8	1	0	2	15	11	0-0	2	4	.276
2004	61-59	209	38	70	16	0	8	110	41	4-8	15	31	.335
2005	65-65	249	61	85	11	0	25	171	70	1-2	16	44	.341
Totals	151-137	487	107	163	28	0	35	296	122	5-10	33	79	.335

Bert Heffernan, C

First-Team ABCA, 1988

Year	G	AB	R	H	2B	3B	HR	RBI	SB	BB	SO	Avg.
1985	65	245	60	85	13	2	9	49	9-13	45	38	.347
1986	61	242	64	80	17	3	8	58	11-15	55	22	.331
1987	65	242	68	81	15	3	4	41	13-19	45	32	.335
1988	68	264	93	89	18	6	6	47	21-24	62	27	.337
Totals	259	993	285	335	63	14	27	195	54-71	207	119	.337

Matt Henrie, P

Third-Team NCBWA, 2002

Year	G	GS	CG	SH	SV	IP	H	R	ER	ERA	SO	BB	W-L	Pct.
1999	5	0	0	0	0	3.1	6	5	5	13.50	1	6	0-0	----
2001	18	10	0	0	2	67.2	59	32	23	3.06	54	24	6-3	.667
2002	21	18	0	0	1	112.2	112	52	39	3.12	81	25	13-5	.722
Totals	44	28	0	0	3	183.2	177	89	67	3.28	136	55	19-8	.704

Doug Hoffman, OF

First-Team ABCA, 1959

Year	AB	R	H	2B	3B	HR	RBI	SB	BB	SO	Avg.
1957	60	11	9	3	1	2	6	2	14	17	.150
1958	114	23	27	2	2	2	16	4	9	27	.237
1959	105	31	33	3	5	4	25	11	33	22	.314
Totals	279	65	69	8	8	8	47	17	56	66	.247

Michael Johnson, 1B

Second-Team ABCA, 2002; Third-Team Collegiate Baseball, 2002

Year	GP-S	AB	R	H	2B	3B	HR	TB	RBI	SB	BB	SO	Avg.
2000	44-32	121	27	37	9	2	3	59	27	2-4	13	34	.306
2001	62-58	218	58	70	13	1	18	139	54	11-11	43	50	.321
2002	71-71	263	62	101	19	1	25	197	81	11-14	50	46	.384
2003	58-58	198	54	67	11	0	12	114	51	1-2	63	38	.338
Totals	235-219	800	201	275	52	4	58	509	213	25-31	169	168	.344

Billy Koch, P

Second-Team NCBWA, 1996

Year	G	GS	CG	SH	SV	IP	H	R	ER	ERA	SO	BB	W-L	Pct.
1994	16	14	1	0	0	78.0	72	57	40	4.62	75	34	4-2	.667
1995	16	14	0	0	0	87.0	70	45	36	3.72	111	37	7-2	.778
1996	19	16	2	0	1	111.2	73	46	39	3.14	152	60	10-5	.667
Totals	51	44	3	0	1	276.2	215	148	115	3.74	338	131	21-9	.700

Brian Kowitz, OF

Second-Team Baseball America, 1990

Year	G	AB	R	H	2B	3B	HR	RBI	SB	BB	SO	Avg.
1988	60	179	30	49	16	1	2	21	16-19	20	21	.274
1989	68	267	61	72	15	4	4	43	26-29	46	27	.270
1990	66	253	87	102	22	6	3	60	34-42	44	20	.403
Totals	194	699	178	223	53	11	9	124	76-90	110	68	.319

Joe Landrum, P

First-Team ABCA, 1947

Year	IP	H	R	ER	ERA	SO	BB	W-L	Pct.
1946	104.0	72	31	12	1.04	97	22	10-2	.833
1947	117.0	90	48	29	2.23	98	18	12-2	.857
Totals	221.0	162	79	41	2.18	195	40	22-4	.846

Matthew LeCroy, C

Second-Team ABCA, 1996; Second-Team NCBWA, 1996; First-Team Baseball America, 1997; First-Team NCBWA, 1997; Second-Team ABCA, 1997; Second-Team Collegiate Baseball, 1997; Second-Team Sporting News, 1997

Year	GP-S	AB	R	H	2B	3B	HR	TB	RBI	SB	BB	SO	Avg.
1995	68-68	255	55	85	18	0	15	148	72	0-4	34	57	.333
1996	67-67	244	61	77	18	0	14	137	57	3-4	44	35	.316
1997	64-64	237	62	85	12	1	24	171	79	5-7	53	34	.359
Totals	199-199	736	178	247	48	1	53	456	208	8-15	131	126	.336

Dave Lynn, C

Third-Team ABCA, 1960

Year	G	AB	R	H	2B	3B	HR	RBI	SB	BB	SO	Avg.
1959	1	2	1	1	0	0	1	2	0	1	0	.500
1960	22	89	21	32	3	2	8	31	1	8	10	.360
1961	22	72	20	24	4	0	6	21	1	22	13	.333
Totals	45	163	42	57	7	2	15	54	2	31	23	.350



Matthew LeCroy totaled 53 homers and 208 RBIs in just three years (1995-97) on his way to earning first-team All-America honors.

Eric Macrina, DH

Second-Team ABCA, 1991; Third-Team Collegiate Baseball, 1991

Year	GP-S	AB	R	H	2B	3B	HR	TB	RBI	SB	BB	SO	Avg.
1988	25-11	46	8	8	3	0	3	20	6	1-1	8	10	.174
1989	54-39	152	35	40	8	4	6	74	33	3-5	18	42	.263
1990	53-50	189	38	64	11	1	18	131	69	1-2	24	44	.339
1991	69-68	260	67	87	18	1	24	179	84	3-4	37	69	.335
Totals	201-168	647	148	199	40	6	51	404	192	8-12	87	165	.308

Brad McCann, 3B

Third-Team Baseball America, 2004

Year	GP-S	AB	R	H	2B	3B	HR	TB	RBI	SB	BB	SO	Avg.
2003	60-60	251	44	87	21	1	9	137	67	2-4	12	43	.347
2004	63-63	253	64	96	20	0	16	164	65	6-10	36	43	.379
Totals	123-123	504	108	183	41	1	25	301	132	8-14	48	86	.363

Jim McCollom, 1B

Third-Team ABCA, 1985

Year	G	AB	R	H	2B	3B	HR	RBI	SB	BB	SO	Avg.
1982	56	186	41	50	9	2	11	37	1-2	26	30	.269
1983	51	190	50	66	15	4	9	51	5-6	25	26	.347
1984	55	203	53	71	13	2	11	54	7-7	32	25	.350
1985	64	251	59	98	19	4	21	76	7-11	33	23	.390
Totals	226	830	203	285	56	12	52	218	20-26	116	104	.343

Billy McMillon, OF/1B

First-Team NCBWA, 1993

Year	GP-S	AB	R	H	2B	3B	HR	TB	RBI	SB	BB	SO	Avg.
1991	65-54	202	75	79	26	4	10	143	48	12-17	41	21	.391
1992	32-31	113	34	42	8	3	4	68	27	6-11	21	22	.372
1993	57-57	212	64	80	21	1	5	118	30	11-17	47	30	.377
Totals	154-142	527	173	201	55	8	19	329	105	29-45	109	73	.381

David Miller, 1B/OF

Second-Team ABCA, 1995; Second-Team NCBWA, 1995;

Third-Team Baseball America, 1995; Third-Team Collegiate Baseball, 1995

Year	GP-S	AB	R	H	2B	3B	HR	TB	RBI	SB	BB	SO	Avg.
1993	44-18	85	12	23	3	1	0	28	12	1-1	4	11	.271
1994	71-71	288	52	90	13	4	1	114	59	23-31	36	31	.313
1995	68-68	271	79	103	14	10	9	164	78	27-32	44	36	.380
Totals	183-157	644	143	216	30	15	10	306	149	51-64	84	78	.335

Shane Monahan, OF

First-Team ABCA, 1994; First-Team Baseball America, 1994;

First-Team NCBWA, 1994; Second-Team Collegiate Baseball, 1994;

First-Team Collegiate Baseball, 1995; First-Team NCBWA, 1995;

Second-Team ABCA, 1995; Second-Team Baseball America, 1995

Year	GP-S	AB	R	H	2B	3B	HR	TB	RBI	SB	BB	SO	Avg.
1993	65-65	253	56	94	15	7	9	150	64	17-21	20	49	.372
1994	75-75	330	97	137	23	9	11	211	53	23-31	36	33	.415
1995	67-67	273	82	106	22	5	12	174	52	21-28	44	37	.388
Totals	207-207	856	235	337	60	21	32	535	169	61-80	100	119	.394

Ryan Mottl, P

Third-Team NCBWA, 1998

Year	G	GS	CG	SH	SV	IP	H	R	ER	ERA	SO	BB	W-L	Pct.
1997	16	16	2	0	0	106.2	113	63	56	4.73	99	33	10-3	.769
1998	16	16	1	0	0	101.0	101	62	54	4.81	96	31	9-4	.692
1999	19	17	1	0	0	99.2	120	82	68	6.14	84	53	4-8	.333
2000	21	19	2	1	0	107.0	103	52	44	3.70	81	28	10-4	.714
Totals	72	68	6	1	0	414.1	437	259	222	4.82	360	145	33-19	.635

Kevin Northrup, OF

Second-Team ABCA, 1992; Second-Team Baseball America, 1992;

Third-Team Collegiate Baseball, 1992

Year	GP-S	AB	R	H	2B	3B	HR	TB	RBI	SB	BB	SO	Avg.
1989	35-14	66	12	14	2	0	1	20	5	3-5	16	19	.212
1990	53-46	173	35	53	10	0	7	84	33	12-12	15	28	.306
1991	67-66	254	72	89	20	9	5	142	48	21-22	31	32	.350
1992	64-64	249	67	95	23	2	9	149	64	47-55	51	31	.382
Totals	219-190	742	186	251	55	11	22	395	150	83-94	113	110	.338

Billy O'Dell, P

Second-Team ABCA, 1954

Year	G	GS	CG	IP	H	R	ER	ERA	BB	SO	W-L	Pct.
1952	10	7	4	56.0	48	36	18	2.89	16	81	5-2	.714
1953	11	8	6	72.1	25	22	11	1.36	32	108	6-3	.667
1954	14	11	9	91.1	56	26	8	0.79	35	111	8-3	.727
Totals	35	26	19	219.2	129	84	37	1.51	83	300	19-8	.704

Chad Phillips, P/OF

Third-Team NCBWA, 1993

Year	G	GS	CG	SH	SV	IP	H	R	ER	ERA	SO	BB	W-L	Pct.
1990	15	0	0	0	2	25.0	24	13	11	3.96	17	5	1-0	1.000
1991	13	3	0	0	2	37.2	40	23	16	3.82	25	16	1-0	1.000
1992	13	1	0	0	3	34.0	32	18	16	4.24	29	11	3-1	.750
1993	16	15	1	0	0	90.2	93	35	30	2.98	69	24	12-2	.857
Totals	57	19	1	0	7	187.1	189	89	73	3.51	140	56	17-3	.850

Year	GP-S	AB	R	H	2B	3B	HR	TB	RBI	SB	BB	SO	Avg.
1990	38-9	44	6	13	5	0	0	18	4	1-1	8	4	.295
1991	45-12	63	15	25	3	0	1	31	14	3-4	11	3	.397
1992	43-40	153	25	44	8	3	2	64	25	6-7	8	25	.288
1993	42-21	42	5	12	3	0	1	18	5	0-0	1	5	.286
Totals	168-82	302	51	94	19	3	4	131	48	10-12	28	37	.311

Steve Reba, P

Third-Team ABCA, 2001; Third-Team Collegiate Baseball, 2001; Second-Team NCBWA, 2002; Third-Team ABCA, 2002; Third-Team Collegiate Baseball, 2002

Year	G	GS	CG	SH	SV	IP	H	R	ER	ERA	SO	BB	W-L	Pct.
1999	21	7	0	0	0	56.2	78	49	47	7.46	45	34	5-4	.555
2000	19	2	0	0	2	42.0	33	16	13	2.79	33	15	3-0	1.000
2001	18	17	2	1	0	108.0	84	39	31	2.58	103	31	12-3	.800
2002	20	19	1	0	0	112.2	121	67	55	4.39	82	44	13-4	.765
Totals	78	45	3	1	2	319.1	316	171	146	4.11	263	124	33-11	.750

Kurt Seibert, SS

Third-Team ABCA, 1976

Year	G	AB	R	H	2B	3B	HR	RBI	SB	BB	SO	Avg.
1974	28	95	22	30	3	2	0	13	4	17	9	.316
1975	43	153	48	49	8	2	0	13	21	39	17	.320
1976	44	160	43	55	5	2	2	13	13	50	12	.344
Totals	115	408	113	134	16	6	2	39	38	106	38	.328

Bill Spiers, SS

First-Team Sporting News, 1987

Year	G	AB	R	H	2B	3B	HR	RBI	SB	BB	SO	Avg.
1985	47	171	31	65	10	1	0	22	9	9	10	.380
1986	62	258	73	83	11	5	12	53	35	35	40	.322
1987	64	252	65	73	13	11	5	44	16	31	26	.290
Totals	173	681	169	221	34	17	17	119	60	75	76	.325

Casey Stone, OF

Third-Team NCBWA, 2001

Year	GP-S	AB	R	H	2B	3B	HR	TB	RBI	SB	BB	SO	Avg.
1998	45-15	86	18	23	3	1	0	28	14	2-2	8	12	.267
1999	49-24	104	22	25	4	0	0	29	17	7-9	18	9	.240
2000	69-69	272	65	97	11	3	1	117	51	25-30	23	15	.357
2001	62-62	274	63	103	17	2	2	130	49	25-30	13	10	.376
Totals	225-170	736	168	248	35	6	3	304	131	59-71	62	46	.337

Tim Teufel, 2B

First-Team Sporting News, 1980

Year	G	AB	R	H	2B	3B	HR	RBI	SB	BB	SO	Avg.
1979	55	197	58	69	14	3	13	50	13	29	32	.350
1980	46	168	44	65	16	1	11	66	13	43	14	.387
Totals	101	365	102	134	30	4	24	116	26	72	46	.367

Ken Vining, P

Third-Team Baseball America, 1996; Third-Team NCBWA, 1996

Year	G	GS	CG	SH	SV	IP	H	R	ER	ERA	SO	BB	W-L	Pct.
1994	20	1	0	0	0	40.1	39	22	18	4.02	45	18	3-0	1.000
1995	22	9	0	0	2	69.0	53	29	26	3.39	78	25	4-0	1.000
1996	19	16	3	2	0	115.0	92	43	38	2.97	135	38	10-3	.769
Totals	61	26	3	2	2	224.1	184	94	82	3.29	258	81	17-3	.850

Denny Walling, OF

First-Team Sporting News, 1975

Year	G	AB	R	H	2B	3B	HR	RBI	SB	BB	SO	Avg.
1975	38	140	46	59	9	3	13	60	11	31	12	.421

Scott Winchester, P

Top-25 NCAA Stat Rankings



Year	Player/Team	Category	Figure	Rk
1958	Harold Stowe	Appearances	21	1
	Harold Stowe	Innings Pitched	126.2	1
	Harold Stowe	Strikeouts	126	1
	Harold Stowe	Wins	14	1
1959	Clemson	ERA	2.47	9
	Harold Stowe	Appearances	19	2
	Harold Stowe	K/9 IP	10.8	12
1960	Clemson	Batting Average	.290	24
	Dave Lynn	HR/Game	0.36	5
	Dave Lynn	Slugging %	.708	15
1962	Clemson	HR/Game	1.6	1
	Clemson	Slugging %	.508	3
	Clemson	Batting Average	.313	4
	Clemson	Fielding %	.957	9
	Johnny Jones	Slugging %	.732	8
	Johnny Jones	Batting Average	.439	10
1963	Clemson	Batting Average	.282	25
1964	Clemson	Fielding %	.954	20
1965	Clemson	Batting Average	.290	14
	Rusty Adkins	Batting Average	.444	5
	Jack McCall	HR/Game	0.28	8
	Jack McCall	Slugging %	.670	16
	Rusty Adkins	Slugging %	.659	21
1966	Clemson	HR/Game	1.28	1
	Clemson	R/Game	9.1	1
	Clemson	Slugging %	.502	1
	Clemson	Batting Average	.321	2
	Clemson	Fielding %	.958	16
	George Sutton	HR/Game	0.38	3
	Jack McCall	2B/Game	0.41	4
	George Sutton	RBI/Game	1.34	6
	Rusty Adkins	3B/Game	0.21	10
	Lawton Cowart	HR/Game	0.28	10
	Lawton Cowart	RBI/Game	1.10	13
1967	Clemson	Fielding %	.962	8
	Clemson	ERA	2.16	22
	Bill Parmer	ERA	1.14	13
	Bill Parmer	Wins	9	18
1971	Rusty Gerhardt	Wins	11	12
1975	Clemson	ERA	2.47	14
	Clemson	Fielding %	.961	17
	Denny Walling	RBI/Game	1.58	1
	Denny Walling	Slugging %	.807	2
	Denny Walling	HR/Game	0.34	4
	Denny Walling	Batting Average	.421	10
1976	Clemson	Fielding %	.967	8
	Chuck Porter	Wins	12	9
	David Caldwell	3B/Game	0.16	12
1977	Clemson	Fielding %	.967	9
	Clemson	R/Game	7.8	13
	Brian Snyder	ERA	1.19	2
	Ron Musselman	Wins	12	6
	Bill Foley	HR/Game	0.27	15
1979	Clemson	R/Game	8.3	10
1980	Tim Teufel	RBI/Game	1.43	11
1981	Greg Guin	2B/Game	0.37	14
1982	Clemson	2B/Game	2.19	4
1983	Clemson	ERA	3.48	13
1984	Clemson	ERA	2.99	6
1985	Clemson	2B/Game	1.96	7
1986	Clemson	DP/Game	1.11	8
1987	Clemson	ERA	3.79	11
	Bill Spiers	3B/Game	0.17	10
1988	Clemson	2B/Game	2.35	8
	Clemson	SB/Game	2.76	9
1989	Clemson	ERA	3.23	13



In the 1975 season, Denny Walling led the nation in RBIs per game (1.58) to earn first-team All-America honors by Sporting News.

	Brian Barnes	Strikeouts	208	1
	Brian Barnes	K/9 IP	12.8	2
	Brian Barnes	Wins	16	4
	John Pawlowski	ERA	1.96	19
1990	Clemson	R/Game	7.94	13
	Brian Kowitz	R/Game	1.32	2
	Eric Macrina	RBI/Game	1.30	6
	Eric Macrina	HR/Game	0.34	10
	Joe DeBerry	RBI/Game	1.17	20
1991	Clemson	R/Game	9.97	1
	Clemson	Winning %	.857	1
	Clemson	Wins	60	1
	Clemson	2B/Game	2.70	2
	Clemson	HR/Game	1.59	2
	Clemson	Slugging %	.571	5
	Clemson	Batting Average	.341	7
	Clemson	3B/Game	0.47	22
	Jason Angel	Wins	14	4
	Eric Macrina	HR/Game	0.35	16
	Billy McMillon	2B/Game	0.40	21
	Jason Angel	ERA	2.33	24
1992	Clemson	ERA	2.86	5
	Clemson	Winning %	.781	5
	Clemson	SB/Game	2.05	23
	Paxton Briley	ERA	1.69	5
	Kevin Northrup	SB/Game	0.73	10
1993	Clemson	2B/Game	2.20	13
	Clemson	3B/Game	0.45	21
	Chad Phillips	Wins	12	9
	Scott Winchester	Saves	10	13
	Keith Williams	RBI/Game	1.22	21
1994	Clemson	Wins	57	1
	Clemson	Winning %	.760	5
	Clemson	ERA	3.46	21
	Shane Monahan	Hits	137	1
	Shane Monahan	Runs	97	1
	Andy Taulbee	Wins	12	14
	Shane Monahan	R/Game	1.29	15
	Shane Monahan	Batting Average	.415	21
1995	Clemson	Wins	54	2
	Clemson	Winning %	.794	3
	Clemson	ERA	3.14	6
	Clemson	DP/Game	1.16	7
	Clemson	R/Game	8.38	10

	Clemson	Slugging %	.495	17
	Clemson	3B/Game	0.46	24
	Billy Koch	K/9 IP	11.5	5
	Scott Winchester	Saves	14	6
	David Miller	3B/Game	0.15	10
	Gary Burnham	2B/Game	0.41	23
1996	Clemson	ERA	3.03	1
	Clemson	Wins	51	4
	Clemson	Winning %	.750	11
	Clemson	Fielding %	.965	27
	Billy Koch	K/9 IP	12.3	3
	Kris Benson	Wins	14	T-4
	Kris Benson	ERA	2.02	5
	Kris Benson	K/9 IP	11.8	5
	Ken Vining	K/9 IP	10.6	21
1997	Clemson	HR/Game	1.48	25
	Kurt Bultmann	2B/Game	0.52	4
	Matthew LeCroy	HR/Game	0.38	25
1998	Clemson	Winning %	.729	13
	Clemson	Fielding %	.965	20
	Clemson	ERA	4.27	21
	Scott Clackum	Saves	9	T-14
1999	Clemson	2B/Game	2.45	15
	Clemson	R/Game	8.87	17
	Clemson	DP/Game	1.09	23
	Jason Harris	BB/Game	0.93	T-24
	Henri Stanley	BB/Game	0.93	T-24
2000	Clemson	Winning %	.739	9
	Clemson	Fielding %	.969	13
	Clemson	ERA	3.99	19
	Clemson	3B/Game	0.41	21
	Nick Glaser	Saves	15	T-6
	Ryan Riley	3B/Game	0.13	T-11
	Casey Stone	K/AB	1/18.1	18
2001	Clemson	HR/Game	1.35	16
	Clemson	Fielding %	.968	19
	Jeff Baker	HR/Game	0.38	T-7
	Steve Reba	Winning %	.800	19
	Jeff Baker	RBI/Game	1.25	T-25
	Casey Stone	K/AB	1/27.4	2
2002	Clemson	Winning %	.761	9
	Clemson	Fielding %	.971	9
	Clemson	HR/Game	1.58	11
	Clemson	Slugging %	.533	12
	Clemson	Batting Average	.324	21
	Clemson	R/Game	8.2	22
	Clemson	DP/Game	1.10	24
	Khalil Greene	Slugging %	.877	2
	Khalil Greene	Batting Average	.470	3
	Matt Henrie	Wins	13	T-4
	Steve Reba	Wins	13	T-4
	Khalil Greene	2B/Game	0.46	7
	Khalil Greene	R/Game	1.31	9
	Khalil Greene	HR/Game	0.38	11
	Jeff Baker	HR/Game	0.37	15
	Michael Johnson	HR/Game	0.35	20
	Khalil Greene	RBI/Game	1.28	22
	Jeff Baker	RBI/Game	1.28	23
	Michael Johnson	Slugging %	.749	24
2003	Clemson	DP/Game	1.11	7
	Michael Johnson	Walks/Game	63	2
2004	Clemson	2B/Game	2.29	T-17
	Patrick Hogan	Saves	10	T-21
2005	Clemson	HR/Game	1.15	22
	Kris Harvey	HR/Game	0.38	6
	Taylor Harbin	2B/Game	0.42	13
	Brad Chalk	SH/Game	0.23	24
2006	Clemson	Winning %	.768	4
	Clemson	ERA	3.26	6
	Clemson	K/9 IP	8.0	17
	Clemson	HR/Game	1.16	19
	Clemson	Fielding %	.972	22
	Brad Chalk	SH/Game	0.31	6
	Andy D'Alessio	HR/Game	0.33	T-16
	Andy D'Alessio	RBI/Game	1.23	21
2007	Clemson	K/9 IP	8.3	12
	Clemson	ERA	3.73	25
	Andy D'Alessio	Home Runs	17	T-23

Note: **Bold** denotes led the nation.



Chad Phillips



Andy Taulbee



A

Abbott, Gus	1	1958
Adams, Brian	3	1997-99
Adams, Darren	1	1998
Adams, Mark	2	1972,73
Additon, Matt	4	1997-00
Adeimy, John	1	1973
Adkins, Rusty	3	1965-67
Allen, Robbie	3	1978-80
Anderson, Jack	1	1969
Anderson, Jim	2	1990,91
Andrade, Jr., Jorge	1	2005
Angel, Jason	3	1990-92
Anglely, Doug	2	1949,50
Armstrong, Terry	4	1971-74
Asbill, Joe	1	1948
Aughtry, Gene	3	1949-51
Ayers, Stan	3	1962-64
Ayoub, Pete	3	1961-63

B

Bach, Woody	1	1968
Bagwell, Kenny	2	1970,72
Bagwell, Larry	3	1957-59
Bailey, Bob	1	1937
Baker, Jeff	3	2000-02
Baker, Jimmy	3	1972-74
Baker, Roger	3	1950-52
Baldwin, Chuck	4	1984-87
Barbary, Eddie	3	1965-67
Barnes, Brian	4	1986-89
Barnett, Bill	4	1953-56
Bates, N.G.	1	1953
Baucom, Steve	4	1984-87
Beasley, Rick	1	1971
Belk, Don	3	1941-43
Belk, Greg	3	1974-76
Bell, Tom	1	1938
Bendinelli, Chad	1	2000
Benson, Kris	3	1994-96
Berken, Jason	3	2003,04,06
Berney, Scott	1	2000
Berry, Ed	2	1947,49
Berry, Bob	3	1941-43
Bevis, Jay	4	1969-72
Bickley, Charlie	2	1940,41
Biegert, Mark	4	1984-87
Bigwood, Dave	1	1973
Blackston, Charlie	2	1954,55
Blakeney, Reid	2	1959,60
Blalock, Joe	3	1940-42
Bohonak, Mike	1	1963
Bond, William	1	2007
Bonekat, Bill	3	1967-69
Bonnette, Robert	4	1976-79
Boozer, Thomas	4	1999-02
Borgert, Derek	4	1996-99
Bosdell, Francis	1	1946
Boselli, Teddy	3	1936,38,39
Botkin, Alan	4	1986-89
Boyce, J.A.	1	1943
Boyd, Patrick	3	1998-00
Boyd, Roger	1	1960
Boyd, Wilson	1	2007



Bill Foley

Boyer, John	1	1989
Bradford, Eric	3	1990-92
Bradford, Jeff	4	1971-74
Bradley, Jimmy	2	1967,68
Bradley, Len	2	1979,80
Bray, Randy	3	1968-70
Bradshaw, Toby	1	1960
Brier, Coe	2	1981,82
Briley, Paxton	3	1990-92
Brizek, Seth	3	1993-95
Brodie, George	3	1937-39
Brodie, G.W.	1	1953
Brooks, Jerry	3	1986-88
Broome, Nathan	2	1996,97
Brown, Carol	2	1955,57
Brown, C.M.	1	1945
Brown, Joe	2	1953,54
Brown, J.R.	1	1947
Brown, Mike	3	1978-80
Browning, Skip	3	1997-99
Bryan, C.A.	1	1928
Bryant, Tim	2	1959,60
Buchanan, Dude	3	1939-41
Buffamoyer, Dave	2	1978,79
Bultmann, Kurt	4	1996-99
Bunnell, David	1	2007
Burg, Alex	2	2006,07
Burgess, J.D.	1	2007
Burgess, W.A.	1	1932
Burnett, John	2	1985,86
Burnette, Bill	1	1962
Burnette, Zack	3	1958-60
Burnham, Gary	4	1994-97

C

Cagle, Mavis	2	1945,46
Caldwell, Dave	3	1975-77
Calitri, Mike	3	1998-00
Carpenter, D.D.	1	1943
Carraway, Doug	2	1965,66
Carter, Chris	2	1992,93
Casanova, Adrian	2	2005,06
Casey, Greg	2	1963,64
Castelli, Bill	2	1979,80
Castles, Tom	2	1947,49
Cathcart, Joe	1	1934
Chalk, Brad	3	2005-07
Chamblee, L.C.	2	1929,30
Chapman, Tommy	3	1963-65
Charpia, Rusty	3	1986,88,89
Chastain, Billy	1	1988
Chavous, C.C.	3	1933-35
Childs, Ryan	3	2000-02
Clackum, Scott	2	1997,98
Clark, H.M.	2	1932,33
Clark, Sean	1	2006
Cleveland, Tom	1	1947
Cline, Steve	2	1973,74
Cline, Ty	2	1959,60
Clyne, Stephen	3	2005-07
Coakley, Francis	3	1939-41
Coakley, George	3	1939-41
Cobb, Bill	2	1945,46
Cohen, Earl	1	1966
Coder, Chad	1	2001
Coker, Butch	3	1957-59
Coker, Homer	3	1942,43,47
Coker, Larry	3	1940-42
Coker, Ray	3	1937-39
Coker, Roy	3	1952-54
Cole, R.A.	2	1933,34
Coleman, Jim	1	1955
Collins, Pat	1	1997
Colvin, Tyler	3	2004-06
Compton, George	1	1955
Cone, Mickey	1	1954
Cook, Brandt	1	1999
Cook, J.A.	2	1929,31
Corbin, Ted	1	1992
Cordileone, Lou	1	1959

Cositore, Vince	1	1972
Courtney, M.I.	1	1936
Couture, Mike	4	1987-90
Cowart, Lawton	3	1964-66
Cox, Carol	2	1949,50
Cram, Josh	1	2001
Cribb, Josh	4	2003-06
Crocker, Barry	1	1954
Crook, E.J.	1	1931
Crosby, Ralph	2	1937,38
Crosland, Ben	3	1952,54,55
Crouch, Roby	3	1950-52
Crowley, Jim	4	1988-91
Croxton, Billy	2	1934,35
Culberson, Ken	4	1948-51
Currier, Steve	1	1985
Curtis, John	1	1968

D

D'Alessio, Andy	4	2004-07
Daniels, Fred	3	1990-92
Dantzler, Ellis	2	1965,66
Davidson, Mark	1	1982
Davis, Billy	1	1983
Davis, J.H.	1	1931
Davis, J.W.	1	1933
Dawsey, Jason	3	1993-95
Deanhardt, Luke	3	1948-50
DeBerry, Fred	3	1957-59
DeBerry, Joe	3	1989-91
Decker, J.B.	1	1931
Dellastatious, Andy	1	1939
DeLoach, Arthur	1	1937
DeMaino, L.J.	1	2002
Demarest, Alan	3	1968-70
Demmink, Herman	4	2003-06
DeMoura, Eric	4	1994-97
Dempsey, A.G.	1	1951
Dempsey, Bob	1	1959
Dillon, Scott	2	1985,86
Dinneen, John	2	1966,67
Dixon, Eddie	2	1969,70
Dobson, Clyde	2	1939,40
Douglass, Jesse	1	1999
Drake, Johnny	1	1956
Duffie, Will	3	1994-96
Duke, Bill	3	1980-82
Dunlap, Floopy	1	1928
Dunlap, Gene	1	1966
Durham, W.S.	2	1934,35

E

Eckerl, Tony	3	1973-75
Edwards, Jim	2	1937,38
Eggleston, Jamie	4	1992-95
Ellis, Brian	4	1997-00
Ellisor, Dave	3	1961-63
Embler, Jason	4	1994-97
Eskew, Bud	1	1928
Eskew, Jerry	1	1968
Evans, Garrick	3	2002-04
Evans, Jim	2	1951,52
Everett, Brady	2	2003,04
Eydenberg, Mike	2	1993,94

F

Fahrney, Gary	1	1976
Fairey, Burke	4	1985-88
Farina, Alan	1	2007
Faris, Stephen	3	2004-06
Faw, Brian	2	1989,90
Ferguson, Jesse	1	2005
Fidrych, Chris	2	2005,07
Fiorenza, Drew	2	2005,06
Fish, Barry	1	1963
Fisher, Jeff	1	1985
Fisher, Leo	3	1943,47,48
Fitzsimmons, Pat	3	1973-75
Fleming, Ray	2	1946,47
Foley, Bill	3	1975-77

Folger, Al	3	1936-38
Ford, Bill	2	1950,51
Fordham, Red	2	1930,31
Foster, Chuck	2	1990,91
Fox, R.H.	1	1938
Frank, Kyle	4	1999,01-03
Frantz, Tim	1	1995
Frazier, Ron	3	1988-90
Freeman, Eddis	1	1945
Freeman, Todd	1	1978
Fulton, Jay	2	1983,84

G

Gaddis, Bob	2	1948,49
Gaddis, C.J.	1	2004
Gaines, Roger	3	1952,53,55
Gallagher, Glenn	2	1980,81
Galloway, Paul	4	1993-96
Gambrell, Sam	1	1957
Garrison, Dave	1	1956
Gerhardt, Rusty	4	1969-72
Gibson, Nelson	3	1966-68
Gilbert, Jeff	3	1981-83
Gillespie, Frank	4	1943,47,49
Glaser, Nick	2	2000,01
Good, Jay	3	1941-43
Graham, Lindsay	4	1970-73
Green, Steve	1	1985
Green, Zane	4	2001-04
Greene, Khalil	4	1999-02
Griffith, Nig	4	1947-50
Grogan, R.L.	1	1946
Guin, Greg	3	1979-81

H

Hackett, Roger	1	1982
Hackle, Trent	2	1991,92
Hahn, Jeff	4	2002-05
Hair, Billy	1	1951
Hall, Ben	2	2005,06
Hall, Charlie	1	1952
Hamilton, Hines	1	1948
Hamilton, Lin	4	1971-74
Hampton, Mike	2	1993,94
Harbeson, Gene	3	1961-63
Harbin, Taylor	3	2005-07
Harrelson, Paul	4	2000-03
Harris, Jason	2	1998,99
Harrison, Donovan	1	1998
Harrison, Robert	1	1955
Harvey, Kris	3	2003-05
Hauser, Scott	3	1995-97
Hawkins, Ty	1	1987
Haynes, Richard	4	1971-74
Hazle, Jim	1	1947
Hazle, Joe	1	1947
Heap, Edward	3	1934,36,37
Heck, Chris	1	1999
Heffernan, Bert	4	1985-88
Helms, Garry	1	1967
Hendley, Bailey	3	1958-60
Hendley, Dick	3	1949-51
Hendricks, Pete	2	1971,72
Hendrix, W.C.	1	1937
Henrie, Matt	3	1999,01,02
Herring, J.C.	2	1942,43
Hess, David	1	1982
Hester, Ricky	2	1982,83
Hewitt, Batson	2	1929,30
Heyward, R.C.	3	1936-38
Hicks, J.C.	2	1951,52
Hildebrand, Nolt	2	1952,54
Hines, J.R.	1	1951
Hinson, Randy	3	1934-36
Hinson, Ryan	2	2006,07
Hoffman, Doug	3	1957-59
Hoffman, G.C.	1	1930
Hoffman, J.L.	2	1931,32
Hogan, Doug	3	2005-07
Hogan, Patrick	4	2001-04



Brian Holstad

Holland, Eddie	3	1968-70
Holliday, Winston	3	1940-42
Holstad, Brian	4	1997-00
Holtz, Mike	4	1991-94
Hood, H.R.	2	1933,35
Hoover, Alan	3	1976-78
Hoover, Donnie	2	1982,83
Horton, Frank	2	1939,40
Hourigan, Jeff	2	2002,03
Howard, Chris	2	2005,06
Hub, Ryan	4	2000,02-04
Hubbard, Bob	1	1957
Hudgins, Tom	3	1968-70
Huggins, Elmer	1	1960
Huggins, Mike	3	1986,87,89
Hughes, Bob	4	1945,49-51
Hughes, Jerald	1	1972
Humphries, Leonard	3	1954-56
Hussey, R.E.	1	1953

I

Ing, Charlie	3	1972-74
Ingram, John	3	2004-06
Irick, Ed	3	1939-41

J

Jackson, Steven	4	2001-04
Jackson, Tony	3	1963-65
James, Bill	3	1966-68
Jay, John	4	1984-87
Jersild, Aaron	4	1988,90-92
Jessen, Herb	3	1940,42,43
Johnson, Addison	1	2007
Johnson, Johnny	2	1968,70
Johnson, Laval	3	1967-69
Johnson, Michael	4	2000-03
Jones, Jimmy	1	1948
Jones, Johnny	2	1962,63
Joyce, Hardin	2	1947,49
Joye, Charlie	2	1943,46
Joye, J.D.	1	1931
Jordan, J.J.	1	1942
Justus, Johnny	1	1929

K

Kaltenbach, Leo	1	1955
Kane, Jeff	1	1999
Kearse, H.H.	1	1932
Kea, Hootie	3	1949-51
Kendall, Chet	2	1990,91
Kenyon, Bobby	3	1978-80
Keppen, Jeff	2	1993,94
Key, Jimmy	3	1980-82
Khouri, Pete	2	1976,77
Kimbrell, Mike	4	1988-91
King, Don	1	1953
King, H.T.	1	1943
Kingsmore, Doug	3	1952-54
Klosterman, Ryan	1	2001
Knoebel, Fred	3	1950-52
Koch, Billy	3	1994-96
Kopp, David	3	2005-07
Kowitz, Brian	3	1988-90
Kuester, Steve	3	1968-70



D.J. Mitchell

L

Lahey, Ed	1	1958
LaBella, Barney	1	1975
Lam, Elmo	3	1961-63
LaMura, B.J.	3	2000-02
Landers, Bill	1	1955
Landrum, Joe	2	1946,47
Lawton, John	1	1992
Laycock, Bobby	1	1983
LeCroy, Bradley ..	4	1997-00
LeCroy, Matthew ..	3	1995-97
Lee, Alex	1	2007
Lee, Harry	1	1935
Lee, Larry	2	1973,74
Leggett, Tanner ..	2	2005,06
Lemaster, Dave	4	1980-83
Lindsay, H.N.	1	1945
Livingston, Doug ..	2	1995,96
Lockhart, Mike	3	1989,91,92
Locklair, Pop	1	1941
Lodgek, Ed	1	1966
Looper, J.M.	1	1946
Lomax, Nicky	3	1961-63
Lombardi, Justin ..	1	1999
Lowder, Clayton ..	2	1959,60
Lowell, Bob	3	1964,65,67
Lowery, Phillip	3	1986-88
Lumsden, Tyler	3	2002-04
Lynn, Dave	2	1960,61
Lynn, Kevin	2	2000,01
Lyon, Tommy	2	1962,63

M

Macrina, Eric	4	1988-91
Magill, Dick	3	1928-30
Mahaffey, C.R.	2	1928,29
Mahoney, Collin ..	3	2002-04
Mahoney, Mike	2	1975,81
Mahony, Bob	2	1975,76
Malec, Mark	1	1975
Malkmus, David ..	1	1977
Mallon, Tom	2	1983,84
Marchal, Doug	2	1986,87
Marsella, Ben	2	1963,64
Marsh, Bill	1	1957
Martin, Alex	2	2006,07
Martin, Glenn	2	1982,83
Martin, Lynn	1	1983
Martin, W.N.	1	1928
Martin, W.R.	3	1942,43,47
Masone, Tony	2	1978,79
Mathews, Ray	4	1948-51
Mathews, Houston ..	2	1976,77
Matz, Brian	3	1994-96
Mazey, Randy	4	1985-88
McCall, Jack	3	1964-66
McCall, Mike	1	1967
McCann, Brad	2	2003,04
McCleon, Dexter ..	2	1993,94
McCollom, Jim	4	1982-85
McCray, Ontrell ..	2	1996,97
McDaniel, Mark	1	1976
McDonald, Leon ..	2	1957,58
McGee, J.W.	1	1946

McKay, Ray	4	1948-51
McLaurin, Charles ..	2	1951,52
McMakin, Lynwood ..	2	1946,47
McMillan, Raiford ..	1	1929
McMillon, Billy	3	1991-93
Meekins, Larry	2	1974,75
Melzer, Scott	3	1991-93
Milchin, Mike	3	1987-89
Miller, Bob	1	1933
Miller, David	3	1993-95
Miller, Jeff	4	1990-93
Miller, Seth	2	2001,02
Miller, Scott	2	1991,92
Mimms, Charlie	3	1942,43,46
Mitchell, D.J.	2	2006,07
Monahan, Shane ..	3	1993-95

Monin, Andy	4	1991-94
Moore, Gene	4	1946-49
Moore, J.N.	1	1928
Moore, Jim	1	1947
Moore, L.H.	1	1946
Moore, Ronnie	2	1964,65
Mork, Hobby	1	1993
Morris, Bobby	2	1953,54
Morris, Jeff	4	1990-93
Morris, Tim	1	2007
Morris, Wyman	3	1952-54
Morrow, Sam	1	1951
Moskos, Daniel	3	2005-07
Mottl, Ryan	4	1997-00
Munroe, Buddy	1	2007
Murphy, Brett	1	2003
Murr, Jack	1	1974
Murray, Joe	1	1952
Musselman, Ron ..	2	1976,77
Myers, Doby	1	1956
Myers, Pete	3	1965-67

N

Nilsson, Steve	3	1976-78
Nimmer, W.A.	1	1930
Nivens, H.B.	2	1929,30
Nixon, Buddy	2	1962,64
Norris, Bobby	1	1959
Northrup, Kevin ..	4	1989-92
Nystrom, Peter	1	1998

O

Oakley, Frank	1	1963
O'Dell, Billy	3	1952-54
Ogburn, Mac	1	1962
Olson, Dave	2	1961,62
O'Quinn, Jim	2	1955,56
Owen, Jim	2	1955,56
Owen, W.H.	1	1945
Owens, Jimmy	1	1964
Owens, Randy	1	1973

P

Pack, Tommy	2	1964,66
Padgett, Matt	3	1996-98
Pagliei, Joe	1	1953
Paradis, Mike	3	1997-99
Parker, Ace	2	1940,41
Parker, Tim	3	1987,88,90
Parkins, R.A.	2	1931,32
Parmer, Bill	3	1965-67
Parrish, Scott	3	1981,83,84
Parsons, Jeff	1	1997
Pasqualini, Charlie ..	2	1960,61
Patterson, Chippy ..	1	1960
Paulling, Bob	3	1981,83,84
Paulsen, Ben	1	2007
Pavlack, Harry	2	1960,61
Pawlowski, John ..	3	1983-85
Pawlowski, John A. ..	3	1989-91
Pearman, Deas	1	1928
Pearman, F.E.	2	1928,29
Peele, Tim	4	1988-91
Peltz, Pete	2	1977,78

Pennington, Clyde ..	1	1935
Phillips, Chad	4	1990-93
Pickens, Bob	1	1940
Pierce, Gene	3	2003-05
Player, W.W.	1	1929
Poe, Sam	2	1959,60
Pomeranz, Mike	2	1987,88
Porter, Chuck	3	1974-76
Powers, Scott	3	1981,83,84
Priester, Buck	3	1930-32
Pritchard, Daniel ..	3	2003-05
Pritchett, Jesse	2	1936,37
Proctor, Landrum ..	3	1931-33
Prophet, Bill	4	1970-73
Proto, Mike	4	1998-01
Pruitt, June	1	1946
Pulaski, Mike	2	1973,74
Pumphrey, Ed	1	1964
Pyzik, Steve	4	2000-03

Q

Qualters, Tommy ..	4	1975-78
Quinn, Andrew	1	1946
Quinn, Dewey	2	1946,47
Quinn, Winston	1	1946
Quintrell, Randy ..	4	1974-77

R

Ramey, E.L.	2	1930,31
Reames, Joe Don ..	1	1999
Reba, Steve	4	1999-02
Reese, Gerald	1	1960
Rentz, Luther	3	1942,43,47
Rhinehardt, J.B.	1	1932
Rhodes, Rusty	2	1995,96
Rhue, Mike	1	1998
Rice, Tim	2	1983,84
Richard, Steve	1	2006
Richey, J.	2	1935,36
Richey, R.M.	2	1933,34
Ricketts, Art	1	1961
Rigsby, Tim	2	1989,90
Riley, Ryan	1	2000
Riley, Stick	2	1945,46
Rivers, I.N.	2	1932,33
Roberson, Craig ..	4	1980-83
Robinson, Jerome ..	2	1995,96
Rohrbaugh, Robert ..	3	2003-05
Roller, Jimmy	3	1959-61
Roper, Doug	3	1996,98,99
Ross, Jack	1	1946
Rowland, Joey	2	1986,87
Russ, Frank	4	1980-83
Russell, Don	3	1968-70
Russell, J.M.	1	1945
Ryan, Lanny	2	1960,62

S

Sampson, Pete	1	1975
Sanders, H.L.	1	1946
Sanders, Smiley	2	1972,73
Santangelo, Lou	1	2004
Santivasci, Jerome ..	4	1985,87-89
Sargent, Dick	1	1964
Sarratt, Justin	1	2007
Satterfield, Shawn ..	2	1992,93
Sauve, Jeff	4	1992-95
Saylor, Robby	2	1952,53
Schmidt, Jarrod	3	2000-02
Schmitt, Paul	3	1977-79
Schnabel, Brock ..	1	2007
Schroeder, Bill	3	1977-79
Schroeder, Bryan ..	3	1994,95,97
Scott, Ray	2	1996,97
Seibert, Kurt	3	1974-76
Severs, Johnny	3	1969-71
Sexton, Jay	2	1980,81
Sharman, Howard ..	2	1964,67
Sheaffer, Danny	1	1980
Shealy, Don	3	1955-57

Shealy, Lonnie	2	1954,55
Shepard, David	1	1996
Sherard, Hale	1	1947
Sheriff, Glenn	1	1956
Sherman, Joe	3	1932-34
Shore, Henry	3	1934-36
Shumake, Brooks ..	3	1982-84
Siepe, Jeff	1	1970
Simons, Neil	4	1977-80
Simpson, J.A.	1	1951
Singleton, Justin ..	3	1998-00
Sipp, Tony	1	2004
Slevin, David	2	2002,03
Smith, Brodie	1	1994
Smith, Bryan	2	1981,82
Smith, Buster	3	1967-69
Smith, Dale	2	1964,65
Smith, Joe	1	1955
Smith, Jon	3	2000-02
Smith, Marquez	2	2006,07
Smith, Romaine	2	1930,31
Smith, Tad	2	1990,91
Smith, Tommy	1	1985
Snipes, G.L.	2	1938,39
Snyder, Brian	3	1977-79
Spears, Derek	2	1984,85
Spier, Bill	3	1985-87
Spier, Bud	3	1957-59
Spier, Michael	4	1988-91
Spires, Adam	1	1997
Sprouse, Dave	2	1959,60
Squires, Bob	1	1984
Stanley, Henri	4	1997-00
Steele, Bill	3	1985-87
Stefan, Todd	4	1988-91
Stewart, Randy	1	1971
Stidham, Ryan	1	1991
Stone, Casey	4	1998-01
Stone, George	2	1984,85
Storrier, Travis	3	2004-06
Stowe, Harold	3	1957-59
Stroud, Dan	2	1947,49
Sturgeon, Chris	1	1993
Suggs, Dick	1	1959
Sullivan, Hank	1	1943
Sullivan, Mike	3	1977-79
Sutton, George	3	1964-66
Swails, A.C.	2	1934,35
Swanner, Jamie	1	1983
Swetenburg, Dick ..	4	1953-56

T

Taulbee, Andy	3	1992-94
Taylor, Joe	2	1992,93
Taylor, Joey	2	1961,62
Templeton, Jim	1	1957
Terrill, Brett	2	1974,75
Teufel, Tim	2	1979,80
Thompson, Tommy ..	2	1985,86
Thraikill, Josh	1	2007
Threadgill, Henry ..	4	1986-89
Timmerman, J.A.	1	1945
Toth, Bill	2	1955,56
Trapp, Billy	3	1978-80
Triplett, Russell	4	2001-04
Tripp, David	3	1988-90
Trolia, Aaron	1	2003
Troutman, John	2	1934,35
Truluck, John	2	1939,40
Tucker, Steve	4	1973-76
Tyler, H.H.	1	1945

U

Ulmer, Reed	1	1948
Ulnick, Burton	1	1945
Underwood, J.F.	1	1936
Urrico, Anthony	1	2001

V

Valiente, Roberto ..	2	2002,03
Van Dyke, Steve ..	4	1980-83
Van Volkenburg, Dave ..	4	1969-72
Vaughn, Matt	2	2006,07
Verner, A.C.	1	1937
Veronee, Jack	1	1961
Vessell, Jeff	1	1999
Vincent, Damon	2	1961,62
Vining, Ken	3	1994-96

W

Waldrop, Kenny	1	1966
Walker, Adam	1	2003
Walling, Denny	1	1975
Ward, Adam	1	2007
Ward, Mike	2	1969,70
Ward, Ryan	2	1995,96
Waters, Keith	3	1966-68
Watkins, G.L.	1	1951
Watson, Charlie	3	1965-67
Watson, Mark	2	1994,95
Watson, N.E.	3	1929-31
Watson, Reed	2	1966,68
Weeks, Calvin	4	1969-72
Weems, Billy	4	1977-80
Welch, Scott	2	1986,87
Werner, Brian	1	1996
Whitaker, Oliver	4	1984-87
White, Craig	4	1969-71,73
White, Matt	3	1996-98
Whitfield, Larry	1	1967
Whitfield, Mike	2	1968,69
Widmann, Stan ...	3	2005-07
Wiles, Lee	2	1982,83
Williams, David	1	2005
Williams, J.A.	1	1928
Williams, Keith	2	1991,92
Williams, Ray	4	1984-87
Williams, Rodney ..	3	1993,95,96
Williams, Steve	4	1984-87
Wilson, Larry	3	1956-58
Wilson, Mitch	2	1983,84
Wilson, Rick	1	1971
Winchester, Scott ..	3	1993-95
Wingo, Billy	4	1974-77
Wisniewski, Gene ..	2	1977,78
Woessner, Dave	3	1977-79
Woodruff, Foggy ..	1	1930
Wrenn, David	1	1965
Wright, Charlie	2	1942,43
Wyatt, Steve	3	1974-

ACC Academic Honor Roll

1957 Carol Brown Sam Gambrell Harold Lingerfelt	1985 Oliver Whitaker Burke Fairey Jeff Kerr Bill Spiers	Mike Paradis Bryan Schroeder Bryan Werner	Steven Jackson Collin Mahoney Gene Pierce
1959 Clayton Lowder	1986 George Stone Jeff Frazier Doug Marchal	1998 Darren Adams Derek Borgert Mike Calitri Donovan Harrison Justin Singleton	2004 Jason Berken Josh Cribb Andy D'Alessio Herman Demmink Stephen Faris Doug Hogan Patrick Hogan Ryan Hub John Ingram Tyler Lumsden Collin Mahoney Brad McCann Gene Pierce Robert Rohrbaugh Travis Storrer P.J. Zocchi
1960 David Sprouse	1987 Doug Marchal Randy Mazey Tim Parker Bill Spiers Oliver Whitaker	1999 Derek Borgert Mike Calitri Jesse Douglass Brian Ellis Mike Paradis Brian Kowitz Doug Roper Justin Singleton Henri Stanley Jeff Vessell	2005 Jorge Andrade, Jr. Brad Chalk Sean Clark Josh Cribb Andy D'Alessio Stephen Faris Jesse Ferguson Chris Fidrych Drew Fiorenza Ben Hall Taylor Harbin Kris Harvey Chris Howard David Kopp Tanner Leggett Alex Martin Gene Pierce Daniel Pritchard Robert Rohrbaugh
1961 David Sprouse	1988 Brian Kowitz Randy Mazey Tim Parker Jerome Santivasci	2000 Chad Bendinelli Khalil Greene Paul Harrelson Matt Henrie Brian Holstad B.J. LaMura Spencer Lindsay Mike Proto Jarrod Schmidt Justin Singleton Henri Stanley Casey Stone	2006 Chris Allen William Bond Brad Chalk Sean Clark Josh Cribb Herman Demmink Stephen Faris Chris Fidrych Drew Fiorenza Ben Hall Taylor Harbin Chris Howard Doug Hogan Chris Howard David Kopp Alex Martin Daniel Moskos Matt Vaughn P.J. Zocchi
1962 Damon Vincent	1989 Alan Botkin Jerome Santivasci	2001 Jeff Baker Chad Coder Nick Glaser Khalil Greene Ryan Hub Steven Jackson Michael Johnson Ryan Klosterman B.J. LaMura Mike Proto Jon Smith Casey Stone	2007 William Bond Alex Burg Brad Chalk Chris Fidrych Taylor Harbin Alex Lee Daniel Moskos Justin Sarratt Graham Stoneburner Matt Vaughn Adam Ward
1963 Greg Casey Elmo Lam Damon Vincent David Wrenn	1990 Fred Daniels Brian Kowitz Tim Parker Michael Spiers David Tripp	2002 Jeff Baker Chad Coder Josh Cribb Jess Easterling Kyle Frank Zane Green Khalil Greene Paul Harrelson Ryan Hub Steven Jackson Michael Johnson Ryan Klosterman B.J. LaMura Gene Pierce Daniel Pritchard Jarrod Schmidt	
1965 David Wrenn	1991 Jim Anderson Fred Daniels Jeff Miller Jeff Morris Michael Spiers	2003 Josh Cribb Herman Demmink Jess Easterling Kyle Frank Zane Green Paul Harrelson Jeff Hourigan Ryan Hub John Ingram	
1966 John Dinneen Jack McCall Pete Myers Bill Bonekat John Dinneen Bob Lowell Pete Myers Bill Parmer Keith Waters Charlie Watson	1992 Fred Daniels Jamie Eggleston Billy McMillon Scott Melzer Jeff Miller Jeff Morris Andy Taulbee		
1967 Bill Bonekat John Dinneen Bob Lowell Pete Myers Bill Parmer Keith Waters Charlie Watson	1993 Jason Dawsey Mike Eydenberg Paul Galloway Jeff Keppen Scott Melzer Chuck Porter Randy Quintrell Steve Nilsson Chuck Porter Randy Quintrell Steve Nilsson Randy Quintrell Billy Trapp		
1968 Bill Bonekat Nelson Gibson	1994 Eric DeMoura Jamie Eggleston Mike Eydenberg Paul Galloway Jeff Keppen Andy Taulbee		
1969 Bill Bonekat Dave Monjot	1995 Eric DeMoura Jamie Eggleston Paul Galloway Scott Winchester		
1971 Lindsay Graham	1996 Derek Borgert Eric DeMoura Paul Galloway Brian Holstad Bryan Schroeder Rodney Williams		
1972 Pat Fitzsimmons Pete Hendricks	1997 Brian Adams Darren Adams Derek Borgert Eric DeMoura Jeff Kane Matthew LeCroy Ryan Mottl		
1973 Pat Fitzsimmons Charlie Ing Randy Quintrell Pete Sampson			
1974 Terry Armstrong Charlie Ing Randy Quintrell Pete Sampson			
1975 Chuck Porter Randy Quintrell			
1976 David Beasley Steve Nilsson Chuck Porter Randy Quintrell Steve Nilsson Randy Quintrell Billy Trapp			
1977 Steve Nilsson Randy Quintrell Billy Trapp			
1978 Alan Hoover Steve Nilsson			
1979 Alan Armour Jody Burttram Doug Gray Billy Trapp Greg Guin Neil Simons Billy Trapp			
1980 Greg Guin Neil Simons Billy Trapp			
1981 Alan Armour Jody Burttram Jeff Gilbert Mike Mahoney			
1982 Jeff Gilbert Frank Russ Craig Roberson			
1983 Jeff Gilbert Tom Mallon Craig Roberson			
1984 Derek Spears George Stone			



Lefthander Chris Fidrych was a three-time member (2005-07) of the ACC Academic Honor Roll. He received his accounting degree in December of 2007 after just three-and-a-half years at Clemson.

Five-Time Recipients

Josh Cribb 2002-06

Four-Time Recipients

Randy Quintrell ... 1974-77
Paul Galloway 1993-96
Eric DeMoura 1994-97
Derek Borgert 1996-99
Ryan Hub 2001-04
Gene Pierce 2002-05

Three-Time Recipients

Bill Bonekat 1967-69
Billy Trapp 1977,79,80
Jeff Gilbert 1981-83
George Stone 1984-86
Tim Parker 1987,88,90
Fred Daniels 1990-92
Jeff Morris 1991-93
Andy Taulbee 1992-94
Justin Singleton ... 1998-00
Khalil Greene 2000-02
B.J. LaMura 2000-02
Paul Harrelson .. 2000,02,03
Steven Jackson ... 2001-03
Herman Demmink .. 2003,04,06
Stephen Faris 2004-06
Brad Chalk 2005-07
Chris Fidrych 2005-07
Taylor Harbin 2005-07

First-Team All-ACC On the Field & ACC Academic Honor Roll Off the field

Elmo Lam 1963
Jack McCall 1966
Chuck Porter 1976
Neil Simons 1980
Mike Mahoney 1981
Jeff Gilbert 1982
Randy Mazey 1987

Bill Spiers	1987
Brian Kowitz	1990
Scott Winchester	1995
Matthew LeCroy	1997
Jeff Baker	2001
Khalil Greene	2001,02
Michael Johnson	2002
Taylor Harbin	2005
Kris Harvey	2005
Josh Cribb	2006

Note: Returning players in bold.



Josh Cribb



Paul Harrelson



David Sprouse



George Stone



Henri Stanley



Doug Hogan



Brad Chalk



Paul Galloway

Clemson in the Polls



1987		
Date	BA	CB
Pre	---	---
2-16	14	---
2-23	13	---
3-2	13	---
3-9	13	20
3-16	10	8
3-23	10	7
3-30	8	8
4-6	8	10
4-13	9	6
4-20	9	7
4-27	11	12
5-4	9	11
5-11	9	9
5-18	10	13
5-26	10	10
Final	10	10

1988		
Date	BA	CB
Pre	---	---
2-21	---	---
3-1	---	---
3-8	23	17
3-15	19	9
3-22	20	17
3-29	20	20
4-5	16	17
4-12	12	13
4-19	12	10
4-26	11	7
5-3	11	6
5-10	10	7
5-17	14	13
5-24	14	8
Final	15	21

1989		
Date	BA	CB
Pre	13	15
2-13	14	16
2-20	13	16
2-27	15	21
3-6	13	19
3-13	14	14
3-20	13	14
3-27	14	11
4-3	11	10
4-10	8	7
4-17	12	9
4-24	16	15
5-1	18	---
5-8	18	24
5-15	25	---
5-22	19	16
Final	14	14

1990		
Date	BA	CB
Pre	20	20
2-13	20	18
2-20	20	18
2-27	18	16
3-6	18	16
3-13	18	14
3-20	17	12
3-27	25	19
4-3	---	---
4-10	---	---
4-17	---	---
4-24	---	---
5-1	22	18
5-8	---	23
5-15	---	23
5-22	---	---
5-29	---	---
Final	---	---

1991		
Date	BA	CB
Pre	---	22
2-12	---	22
2-19	---	22
2-26	---	22
3-5	18	22
3-12	16	23
3-19	15	14
3-26	14	16
4-2	13	13
4-9	11	10
4-16	11	11
4-23	6	8
4-30	5	6
5-6	5	5
5-13	4	5
5-20	4	4
5-27	4	3
Final	4	8

1992		
Date	BA	CB
Pre	18	24
2-17	18	24
2-24	16	22
3-2	14	18
3-9	10	9
3-16	10	6
3-23	8	7
3-30	5	4
4-7	4	3
4-14	3	2
4-21	3	2
4-28	4	3
5-5	4	4
5-12	4	3
5-19	5	6
5-26	7	10
Final	7	10

1993			
Date	BA	CB	SW
Pre	19	21	20
2-8	20	21	20
2-22	22	---	22
3-1	20	25	22
3-8	24	---	18
3-15	24	---	16
3-22	---	---	19
3-29	---	---	22
4-5	---	---	18
4-12	---	---	16
4-19	---	---	17
4-26	---	---	22
5-3	---	---	19
5-10	22	---	15
5-17	22	25	12
5-24	16	22	11
Final	17	17	16

1994			
Date	BA	CB	SW
2-14	---	25	NP
2-21	---	17	NP
2-28	---	22	NP
3-7	---	15	NP
3-14	---	7	NP
3-21	---	7	NP
3-28	15	14	7
4-4	13	12	7
4-11	8	7	5
4-18	8	6	4
4-25	9	4	5
5-2	6	1	2
5-9	3	1	1
5-16	1	1	1
5-23	1	1	1
5-31	4	9	NP
Final	4	9	9

1995			
Date	BA	CB	SW
Pre	5	4	5
2-13	5	4	5
2-20	9	8	7
2-27	8	8	7
3-6	6	6	4
3-13	4	5	4
3-20	2	2	2
3-27	1	1	1
4-3	3	3	4
4-10	2	2	3
4-17	2	2	2
4-24	5	4	6
5-1	3	4	3
5-8	3	4	3
5-15	5	7	5
5-22	4	5	6
5-29	4	4	5
Final	8	8	8

1996			
Date	BA	CB	SW
Pre	7	21	8
2-13	7	21	NP
2-20	11	22	19
2-27	10	18	15
3-5	5	9	8
3-12	5	5	6
3-19	6	10	9
3-26	7	9	7
4-2	9	9	8
4-9	9	9	7
4-16	4	8	4
4-23	7	12	8
4-30	11	16	9
5-7	6	10	8
5-14	5	8	5
5-21	8	10	9
5-27	5	7	NP
Final	5	4	4

1997			
Date	BA	CB	SW
Pre	22	17	18
2-10	22	17	NP
2-17	22	17	13
2-24	19	10	11
3-3	21	12	13
3-10	13	12	12
3-17	11	10	10
3-24	16	15	13
3-31	17	18	13
4-7	---	25	15
4-14	---	---	17
4-21	---	---	22
4-28	---	---	23
5-5	---	---	21
5-12	---	---	20
5-19	---	25	22
5-26	---	---	NP
Final	---	---	24

1998			
Date	BA	CB	SW
Pre	---	16	22
2-9	23	16	NP
2-16	23	16	16
2-23	21	14	13
3-2	16	10	10
3-9	12	5	7
3-16	10	5	6
3-23	8	4	4
3-30	7	5	4
4-6	7	5	3
4-13	9	8	7
4-20	8	7	4
4-27	7	7	3
5-4	8	10	5
5-11	13	18	9

5-18	18	18	14
5-25	21	23	NP
Final	21	23	19

1999			
Date	BA	CB	SW
Pre	14	20	16
2-8	14	22	NP
2-15	11	20	13
2-22	12	20	14
3-1	19	---	22
3-8	---	---	---
3-15	---	---	---
3-22	---	---	---
3-29	---	---	---
4-5	---	---	---
4-12	---	---	---
4-19	---	---	---
4-26	---	23	---
5-3	---	23	---
5-10	---	19	---
5-17	---	19	---
5-24	24	16	---
5-31	17	12	NP
6-7	17	13	NP
Final	17	13	14

2000			
Date	BA	CB	SW
Pre	24	11	15
2-7	19	NP	NP
2-14	19	11	18
2-21	17	9	13
2-28	15	8	12
3-6	16	8	10
3-13	10	4	7
3-20	7	1	5
3-27	4	1	4
4-3	9	8	7
4-10	7	6	6
4-17	9	7	6
4-24	7	7	5
5-1	8	9	8
5-8	6	8	6
5-15	7	6	7
5-22	9	8	8
5-29	7	5	NP
6-5	3	3	NP
Final	7	6	5

2001			
Date	BA	CB	SW
Pre	10	5	5
2-5	10	5	NP
2-12	13	5	8
2-19	14	10	10
2-26	14	13	13
3-5	14	13	15
3-12	14	10	14
3-19	14	10	11
3-26	13	14	12
4-2	11	8	12
4-9	17	17	18
4-16	12	13	18
4-23	12	12	15
4-30	17	14	16
5-7	17	13	16
5-14	15	13	17
5-21	19	14	20
5-28	17	12	NP
6-4	17	13	NP
Final	17	13	14

2002			
Date	BA	CB	SW
Pre	2	6	5
2-11	2	4	4
2-18	3	4	4
2-25	2	3	3
3-4	2	3	3

3-11	2	2	2
3-18	2	2	2
3-25	2	1	1
4-1	1	1	1
4-8	1	1	1
4-15	1	1	1
4-22	1	1	1
4-29	1	1	1
5-6	1	1	1
5-13	1	1	1
5-20	6	6	5
5-27	5	7	4
6-3	5	5	NP
6-10	4	4	NP
Final	3	3	3

2003			
Date	BA	CB	SW
Pre	19	18	15
2-3	NP	18	NP
2-10	19	18	14
2-17	18	17	12
2-24	19	19	18
3-3	19	19	18
3-10	19	19	18
3-17	17	14	16
3-24	14	10	13
3-31	20	15	17
4-7	18	13	14
4-14	19	15	15
4-21	---	23	20
4-28	20	16	14
5-5	20	15	14
5-12	---	---	19
5-19	24	21	17
5-26	---	---	21
6-2	---	---	NP
6-9	---	---	NP
Final	---	---	---

2004			
Date	BA	CB	SW
Pre	11	17	13
2-9	11	17	14
2-16	11	17	14
2-23	11	17	11
3-1	18	---	25
3-8	25	---	---
3-15	---	---	---
3-22	---	---	---
3-29	---	---	---
4-5	---	23	---
4-12	---	---	---
4-19	---	17	---
4-26	22	11	25
5-3	---	13	---
5-10	---	20	---
5-17	---	---	---
5-24	---	22	---

ACC Tournament History

Year	Site	W-L	Score	Opponent
1973	Chapel Hill, NC	W	10-6	Wake Forest
	Chapel Hill, NC	W	3-1	Virginia
	Chapel Hill, NC	L	4-8	N.C. State
	Chapel Hill, NC	L ⁽¹⁰⁾	2-3	N.C. State
1974	Raleigh, NC	W	6-4	North Carolina
	Raleigh, NC	L	2-3	Virginia
	Raleigh, NC	W	9-6	Virginia
	Raleigh, NC	W	12-5	N.C. State
	Raleigh, NC	L	6-8	N.C. State
1975	Chapel Hill, NC	L	2-7	North Carolina
	Chapel Hill, NC	W	15-1	Wake Forest
	Chapel Hill, NC	W	7-6	North Carolina
	Chapel Hill, NC	L	2-3	N.C. State
1976	Clemson, SC	W	2-0	Wake Forest
	Clemson, SC	W	2-1	Maryland
	Clemson, SC	W	3-2	Maryland
1977	Clemson, SC	W	10-3	N.C. State
	Clemson, SC	L	4-5	Wake Forest
	Clemson, SC	W	14-6	N.C. State
	Clemson, SC	L	9-22	Wake Forest
1978	Clemson, SC	W	12-1	N.C. State
	Clemson, SC	W	13-0	Duke
	Clemson, SC	W	7-2	Wake Forest
1980	Raleigh, NC	W	4-0	Wake Forest
	Raleigh, NC	W	9-4	Maryland
	Raleigh, NC	W	5-4	N.C. State
	Raleigh, NC	W	12-3	North Carolina
1981	Chapel Hill, NC	W ⁽¹⁰⁾	7-6	Georgia Tech
	Chapel Hill, NC	L	0-1	Duke
	Chapel Hill, NC	W ⁽¹⁰⁾	6-5	Wake Forest
	Chapel Hill, NC	W	7-4	North Carolina
	Chapel Hill, NC	W	9-2	Duke
	Chapel Hill, NC	W	7-5	North Carolina
1982	Chapel Hill, NC	W	10-9	Duke
	Chapel Hill, NC	W	16-2	Georgia Tech
	Chapel Hill, NC	L	4-6	Virginia
	Chapel Hill, NC	L	0-3	North Carolina
1983	Chapel Hill, NC	W	12-5	Virginia
	Chapel Hill, NC	W	8-1	N.C. State
	Chapel Hill, NC	L	5-6	North Carolina
	Chapel Hill, NC	W	14-7	Duke
	Chapel Hill, NC	W	5-2	North Carolina
	Chapel Hill, NC	L	1-10	North Carolina
1984	Durham, NC	L	5-8	Duke
	Durham, NC	W	7-6	Virginia
	Durham, NC	W	12-1	Maryland
	Durham, NC	L	6-7	North Carolina
1985	Atlanta, GA	W	17-12	Maryland
	Atlanta, GA	W	3-2	North Carolina
	Atlanta, GA	L	9-12	Georgia Tech
	Atlanta, GA	W	10-8	Virginia
	Atlanta, GA	L	5-7	Georgia Tech

Records By Site & Opponent

Site	Years	W-L	Runs	Titles	Team	W-L	Runs
Atlanta, GA	1	3-2	44-41	0	Duke	8-3	87-41
Clemson, SC	3	8-2	76-42	2	Florida State	8-10	85-91
Chapel Hill, NC	5	17-9	168-111	1	Georgia Tech	13-9	179-148
Durham, NC	5	7-10	92-105	0	Maryland	12-0	104-30
Fort Mill, SC	2	4-4	55-49	0	Miami (FL)	2-0	14-5
Greenville, SC	9	35-12	349-196	4	North Carolina	15-11	134-126
Jacksonville, FL	3	8-4	78-52	1	N.C. State	17-9	204-128
Raleigh, NC	2	7-2	65-37	1	Virginia	10-6	95-78
Saint Petersburg, FL	2	6-4	58-56	0	Wake Forest	12-5	120-83
Salem, VA	2	2-4	37-41	0			
Totals	34	97-53	1022-730	9	Totals	97-53	1022-730

1986	Durham, NC	W ⁽¹⁴⁾	6-5	Wake Forest	Greenville, SC	W	7-4	North Carolina	
	Durham, NC	L	5-16	Georgia Tech	Greenville, SC	L	5-7	Florida State	
	Durham, NC	W ⁽¹⁰⁾	7-2	Maryland	Greenville, SC	W	11-7	N.C. State	
	Durham, NC	L	4-6	N.C. State	1994	Greenville, SC	W	7-1	Maryland
1987	Greenville, SC	W	11-4	Wake Forest	Greenville, SC	W	17-5	N.C. State	
	Greenville, SC	W	9-4	North Carolina	Greenville, SC	W	9-6	Georgia Tech	
	Greenville, SC	W	8-0	N.C. State	Greenville, SC	L	4-10	Florida State	
	Greenville, SC	L	1-7	Georgia Tech	Greenville, SC	W	4-1	Florida State	
1988	Greenville, SC	L	7-11	N.C. State	1995	Greenville, SC	W	10-0	Maryland
	Greenville, SC	W	9-1	Duke	Greenville, SC	W	6-4	North Carolina	
	Greenville, SC	L	0-1	North Carolina	Greenville, SC	W	11-0	Florida State	
	Greenville, SC	W	9-0	Maryland	Greenville, SC	W	16-7	N.C. State	
1989	Greenville, SC	W	5-4	North Carolina	Greenville, SC	L	2-12	Florida State	
	Greenville, SC	L	6-7	North Carolina	Greenville, SC	L	2-8	Florida State	
	Greenville, SC	W	8-0	Maryland	1996	Chapel Hill, NC	W	6-1	Duke
	Greenville, SC	W	9-3	Georgia Tech	Chapel Hill, NC	W	6-1	Georgia Tech	
1990	Greenville, SC	W	5-4	North Carolina	Durham, NC	L	2-4	Virginia	
	Greenville, SC	W	9-2	N.C. State	Durham, NC	L	1-2	Florida State	
	Greenville, SC	W	12-4	North Carolina	1997	Saint Petersburg, FL	W	8-6	Wake Forest
	Greenville, SC	W	13-3	Duke	Saint Petersburg, FL	W	7-4	Georgia Tech	
1991	Greenville, SC	W	7-3	Virginia	Saint Petersburg, FL	L	4-8	Florida State	
	Greenville, SC	L	1-3	North Carolina	Saint Petersburg, FL	W ⁽¹⁰⁾	11-6	N.C. State	
	Greenville, SC	L	5-6	N.C. State	Saint Petersburg, FL	L	0-10	Florida State	
	Greenville, SC	W	13-1	Maryland	1998	Durham, NC	L	1-4	North Carolina
1992	Greenville, SC	W	7-2	Wake Forest	Durham, NC	L	6-10	Georgia Tech	
	Greenville, SC	W	6-5	Georgia Tech	1999	Durham, NC	W	7-6	N.C. State
	Greenville, SC	W ⁽¹¹⁾	7-4	Virginia	Durham, NC	L	3-6	Wake Forest	
	Greenville, SC	W	24-8	Georgia Tech	Durham, NC	W	7-6	Maryland	
1993	Greenville, SC	W ⁽¹⁰⁾	3-2	Virginia	Durham, NC	W	8-7	Florida State	
	Greenville, SC	W	5-2	Florida State	Durham, NC	L	5-9	Wake Forest	
	Greenville, SC	L	1-11	N.C. State	2000	Fort Mill, SC	W	9-5	Virginia
	Greenville, SC	W	5-4	Georgia Tech	Fort Mill, SC	W	8-4	Florida State	
1994	Greenville, SC	W	11-0	Florida State	Fort Mill, SC	L	8-9	Georgia Tech	
	Greenville, SC	L	3-7	N.C. State	Fort Mill, SC	W	12-5	Virginia	
	Greenville, SC	W	4-2	Duke	Fort Mill, SC	L	4-8	Georgia Tech	
	Greenville, SC	W	6-1	Florida State	2001	Fort Mill, SC	L	3-7	Virginia
1995	Greenville, SC	W	9-8	Georgia Tech	Fort Mill, SC	W	7-6	North Carolina	
					Fort Mill, SC	L	4-5	Florida State	
					2002	Saint Petersburg, FL	W	10-0	Georgia Tech
					Saint Petersburg, FL	L	4-9	Florida State	
1996					Saint Petersburg, FL	W	5-3	N.C. State	
					Saint Petersburg, FL	W	8-6	Wake Forest	
					Saint Petersburg, FL	L	1-4	Florida State	
					2003	Salem, VA	L	2-10	North Carolina
1997					Salem, VA	L	4-7	Duke	
					2004	Salem, VA	W	7-6	North Carolina
					Salem, VA	L ⁽¹³⁾	7-11	Georgia Tech	
					Salem, VA	W	12-1	N.C. State	
1998					Salem, VA	L	5-6	North Carolina	
					2005	Jacksonville, FL	L	1-8	Virginia
					Jacksonville, FL	W	9-1	Miami (FL)	
					Jacksonville, FL	W	5-4	N.C. State	
1999					Jacksonville, FL	L	4-5	Virginia	
					2006	Jacksonville, FL	W ⁽⁷⁾	13-1	Wake Forest
					Jacksonville, FL	W	3-2	Georgia Tech	
					Jacksonville, FL	L ⁽¹⁰⁾	7-8	Georgia Tech	
2000					Jacksonville, FL	W	16-11	Georgia Tech	
					Jacksonville, FL	W	8-4	N.C. State	
					2007	Jacksonville, FL	W ⁽¹³⁾	5-4	Miami (FL)
					Jacksonville, FL	L	2-3	Wake Forest	
2001					Jacksonville, FL	W	5-1	Florida State	
					Totals	97-53 (.647)	34 Tournaments		

Note: Championship-clinching wins in bold.



Clemson won the 2006 ACC Tourney title at Jacksonville, FL with an 8-4 win over N.C. State.

ACC Tournament Records



Team Batting

At-Bats

Game: 51 vs. Wake Forest, May 14, 1986
Tourney: 217 1993

Runs Scored

Game: 24 vs. Georgia Tech, May 14, 1991
Tourney: 57 1991

Hits

Game: 22 vs. Georgia Tech, May 14, 1991
Tourney: 71 1991
 71 1993

Batting Average

Game: .458 vs. Georgia Tech (22-for-48), May 14, 1991
Tourney: .367 1991

RBIs

Game: 22 vs. Georgia Tech, May 14, 1991
Tourney: 52 1991

Doubles

Game: 8 vs. N.C. State, May 28, 2004
Tourney: 18 1999

Triples

Game: 2 vs. Wake Forest, April 23, 1977
 2 vs. N.C. State, April 21, 1983
 2 vs. Georgia Tech, May 19, 1985
 2 vs. Georgia Tech, May 14, 1991
 2 vs. Wake Forest, May 24, 2006
Tourney: 5 2006

Home Runs

Game: 4 vs. Georgia Tech, May 14, 1991
Tourney: 12 1991

Walks

Game: 11 vs. N.C. State, April 22, 1977
 11 vs. N.C. State, May 19, 1994
Tourney: 31 1995

Stolen Bases

Game: 7 vs. Maryland, May 16, 1986
Tourney: 14 1986

Team Pitching

Innings Pitched

Game: 14.0 vs. Wake Forest, May 14, 1986
Tourney: 56.0 1981

ERA

Tourney: 1.00 1976

Strikeouts

Game: 15 vs. N.C. State, May 19, 1993
Tourney: 48 1992

Individual Batting

Games Played

Tourney: 6 by many
Career: 20 Bert Heffernan (1985-88)

At-Bats

Game: 7 Chuck Baldwin vs. Wake Forest, May 14, 1986
 7 Jim Crowley vs. Georgia Tech, May 14, 1991
 7 Lou Santangelo vs. Georgia Tech, May 27, 2004
Tourney: 27 Shane Monahan, 1995
Career: 82 Bert Heffernan (1985-88)

Runs Scored

Game: 4 Ricky Hester vs. Virginia, April 20, 1983
 4 Rusty Charpia vs. N.C. State, May 16, 1989
 4 Brian Kowitz vs. Duke, May 12, 1990

Tourney: 4 Jim Crowley vs. Georgia Tech, May 14, 1991
 4 Andy Monin vs. N.C. State, May 19, 1994
Career: 11 Michael Spiers, 1991
 19 Khalil Greene (1999-02)

Hits

Game: 5 Dave Lemaster vs. Virginia, April 20, 1983
 5 Khalil Greene vs. Virginia, May 20, 2000
Tourney: 13 Bert Heffernan, 1985
Career: 29 Bert Heffernan (1985-88)

Batting Average

Tourney: .600 Michael Johnson (12-for-20 in 2002)
 (min. 15 at-bats)
Career: .418 Khalil Greene (1999-02) (28-for-67) (min.
 50 at-bats)

RBIs

Game: 5 Billy McMillon vs. Georgia Tech, May 14, 1991
 5 Jeff Baker vs. Virginia, May 20, 2000
Tourney: 10 Keith Williams, 1993
 10 David Miller, 1995
Career: 20 David Miller (1993-95)

Doubles

Game: 3 Pat Fitzsimmons vs. Wake Forest, April 26, 1975
Tourney: 4 Steve Tucker, 1974
 4 Billy McMillon, 1991
 4 Patrick Boyd, 1999
 4 Khalil Greene, 1999
 4 Jason Harris, 1999
 4 Tony Sipp, 2004
 4 Taylor Harbin, 2006
Career: 10 Khalil Greene (1999-02)

Triples

Game: 2 Steve Williams vs. Georgia Tech, May 14, 1991
Tourney: 3 Billy Weems, 1980
Career: 4 Billy Weems (1977-80)

Home Runs

Game: 2 Smiley Sanders vs. Virginia, April 27, 1974
 2 Steve Baucom vs. Georgia Tech, May 15, 1988
 2 Bill Spiers vs. Maryland, May 16, 1986
 2 Eric Macrina vs. Georgia Tech, May 14, 1991
 2 Gary Burnham vs. N.C. State, May 17, 1997
 2 Jeff Baker vs. Virginia, May 20, 2000
Tourney: 4 Smiley Sanders, 1974
Career: 6 Eric Macrina (1988-91)

Walks

Game: 4 Joe Taylor vs. Georgia Tech, May 12, 1992
 4 Tony Sipp vs. Georgia Tech, May 27, 2004
Tourney: 9 Doug Livingston, 1995
Career: 11 Neil Simons (1977-80)

Stolen Bases

Game: 3 Scott Dillon vs. Maryland, May 16, 1986
Tourney: 5 Bill Spiers, 1986
Career: 9 Bill Spiers (1985-87)

Individual Pitching

Appearances

Tourney: 4 Andy Taulbee, 1993
Career: 7 Andy Taulbee (1992-94)

Starts

Tourney: 2 by many
Career: 6 Brian Barnes (1986-89)

Relief Appearances

Tourney: 4 Andy Taulbee, 1993
Career: 7 Eric Bradford (1990-92)

Innings Pitched

Game: 9.0 by many
Tourney: 16.0 Paxton Briley, 1992
Career: 36.0 Brian Barnes (1986-89)



Pat Fitzsimmons, who hit just 10 doubles in 376 career at-bats, is the only Tiger in history to hit three doubles in an ACC Tournament game. He accomplished the feat against Wake Forest on April 26, 1975.

Wins

Tourney: 2 Brian Barnes, 1989
 2 Jason Angel, 1991
 2 Aaron Jersild, 1992
Career: 4 Brian Barnes (1986-89)

Complete Games

Tourney: 1 by many
Career: 2 Chuck Porter (1974-76)
 2 Ron Musselman (1976-77)
 2 Ryan Mottl (1997-00)

ERA

Tourney: 0.00 by many (min. 5.0 IP)
Career: 0.50 Ron Musselman (18.0 IP in 1976,77)
 (min. 15.0 IP)

Strikeouts

Game: 14 Ron Musselman vs. N.C. State, April 22, 1977
Tourney: 22 Brian Barnes, 1989
Career: 37 Brian Barnes (1986-89)

Saves

Tourney: 2 Andy Taulbee, 1993
 2 Chris Heck, 1999
Career: 3 Scott Winchester (1993-95)

Other Noteworthy Accomplishments

Most Wins in a Single Tournament

Tourney: 5 1981
 5 1989
 5 1991
 5 1993

Complete Game Shutouts in the Tournament

- Ron Musselman vs. Wake Forest, April 23, 1976 (2-0)
- Mike Sullivan vs. Duke, April 23, 1978 (13-0)
- Alan Botkin vs. N.C. State, May 15, 1987 (8-0)
- Jason Dawsey vs. Maryland, May 17, 1995 (10-0)



NCAA Tournament History

Year	Site	W-L	Score	Opponent
1947	Charlotte, NC	L	2-8	Alabama
	Charlotte, NC	W	8-3	Auburn
	Charlotte, NC	W	1-0	Alabama
	Charlotte, NC	W	4-1	Alabama
	New Haven, CT	L	3-7	Yale
1950	Kannapolis, NC	L	1-6	Alabama
	Kannapolis, NC	L	2-4	Kentucky
1954	^Clemson, SC	L	10-11	Virginia Tech
	^Blacksburg, VA	L	1-7	Virginia Tech
1958	Gastonia, NC	L	6-8	Florida
	Gastonia, NC	W	4-2	George Washington
	Gastonia, NC	W ⁽¹⁰⁾	8-5	Florida State
	Gastonia, NC	W	15-14	Florida
	Gastonia, NC	W	3-1	Florida
	*Omaha, NE	W	3-1	Arizona
	*Omaha, NE	L	4-17	Holy Cross
	*Omaha, NE	L	3-5	Western Michigan
1959	Gastonia, NC	W	9-6	Georgia Tech
	Gastonia, NC	W	24-2	Florida State
	Gastonia, NC	W	5-0	Florida State
	*Omaha, NE	L ⁽¹²⁾	2-3	Arizona
	*Omaha, NE	W	7-1	Colorado State
	*Omaha, NE	L	0-7	Penn State
1967	Gastonia, NC	L	3-5	Florida State
	Gastonia, NC	W	5-0	West Virginia
	Gastonia, NC	W	6-4	Florida State
	Gastonia, NC	W	3-2	Auburn
	Gastonia, NC	L ⁽¹³⁾	5-6	Auburn
1975	Ypsilanti, MI	L	3-5	Eastern Michigan
	Ypsilanti, MI	L	4-5	Penn State
1976	Columbia, SC	W	13-2	Furman
	Columbia, SC	W	10-4	South Carolina
	Columbia, SC	W	6-2	Furman
	*Omaha, NE	W	9-4	Auburn
	*Omaha, NE	L ⁽¹⁰⁾	2-3	Eastern Michigan
	*Omaha, NE	L	6-10	Arizona
1977	Coral Gables, FL	W	8-7	Mississippi
	Coral Gables, FL	W	7-2	Miami (FL)
	Coral Gables, FL	L	3-10	Miami (FL)
	Coral Gables, FL	W	10-9	Miami (FL)
	*Omaha, NE	L	7-10	Arizona State
	*Omaha, NE	W	13-4	Temple
	*Omaha, NE	L	0-1	Cal State Los Angeles
1978	Coral Gables, FL	W	8-5	Miami (FL)
	Coral Gables, FL	L	3-9	Marshall
	Coral Gables, FL	L	5-7	Miami (FL)
1979	Coral Gables, FL	W	8-4	Georgia Southern
	Coral Gables, FL	L	1-2	Miami (FL)
	Coral Gables, FL	W	2-0	Georgia Southern
	Coral Gables, FL	L	1-4	Miami (FL)
1980	Clemson, SC	W	22-4	East Tennessee State
	Clemson, SC	W	6-2	South Carolina
	Clemson, SC	W	17-12	South Carolina
	*Omaha, NE	L	5-13	Miami (FL)
	*Omaha, NE	L	4-6	California
1981	Clemson, SC	L	2-7	Wichita State
	Clemson, SC	L	1-2	East Tennessee State
1987	Huntsville, AL	W	8-0	West Virginia
	Huntsville, AL	W	6-3	Seton Hall
	Huntsville, AL	L	5-6	Arkansas
	Huntsville, AL	W	6-3	Auburn
	Huntsville, AL	L	2-4	Arkansas
1988	New Britain, CT	W ⁽¹⁹⁾	3-2	Fordham
	New Britain, CT	L	1-6	Rutgers
	New Britain, CT	W	11-1	Saint John's
	New Britain, CT	L	7-8	Kentucky
1989	Tallahassee, FL	W	6-2	Stetson
	Tallahassee, FL	L	7-14	Auburn
	Tallahassee, FL	W	13-5	Stetson
	Tallahassee, FL	W	11-1	Auburn
	Tallahassee, FL	L	1-8	Florida State
1990	Austin, TX	L	6-9	Creighton
	Austin, TX	W	8-5	Texas-Arlington
	Austin, TX	L	3-4	Creighton
1991	Orono, ME	W	13-5	Princeton
	Orono, ME	W	8-3	Villanova
	Orono, ME	W	10-9	Mississippi State
	Orono, ME	W	13-5	Maine
	*Omaha, NE	L	4-8	Creighton

	* Omaha, NE	L	11-12	Long Beach State
1992	Starkville, MS	W	8-4	Yale
	Starkville, MS	L	5-6	UCLA
	Starkville, MS	L	6-7	Oklahoma
1993	Knoxville, TN	W	7-3	Rutgers
	Knoxville, TN	W	10-3	Fresno State
	Knoxville, TN	L	4-11	Fresno State
	Knoxville, TN	L	1-9	Kansas
1994	Clemson, SC	W	5-1	The Citadel
	Clemson, SC	L	1-8	Notre Dame
	Clemson, SC	W	6-1	Old Dominion
	Clemson, SC	L	5-11	Auburn
1995	Clemson, SC	W	8-4	Navy
	Clemson, SC	W	11-5	Jacksonville
	Clemson, SC	W	9-5	Winthrop
	Clemson, SC	W	7-4	Alabama
	* Omaha, NE	L	1-3	Tennessee
	* Omaha, NE	L	3-8	Stanford
1996	Clemson, SC	W	9-1	Charleston Southern
	Clemson, SC	W	5-1	Old Dominion
	Clemson, SC	W	6-3	West Virginia
	Clemson, SC	W	12-5	Tennessee
	* Omaha, NE	L	3-7	Miami (FL)
	* Omaha, NE	W ⁽¹⁰⁾	8-5	Oklahoma State
	* Omaha, NE	W	14-13	Alabama
	* Omaha, NE	L	5-14	Miami (FL)
1997	Lubbock, TX	W	13-9	Nevada
	Lubbock, TX	L	6-10	Rice
	Lubbock, TX	L	7-12	Texas State
1998	Clemson, SC	W	12-3	The Citadel
	Clemson, SC	L ⁽¹⁶⁾	1-2	South Alabama
	Clemson, SC	L	5-8	Southern California
1999	Fayetteville, AR	L	5-23	Missouri State
	Fayetteville, AR	W	17-3	Delaware
	Fayetteville, AR	W	12-4	Arkansas
	Fayetteville, AR	W	8-7	Missouri State
	Fayetteville, AR	W	7-5	Missouri State
	College Station, TX	L	3-20	Texas A&M
	College Station, TX	W	10-3	Texas A&M
	College Station, TX	L	4-5	Texas A&M
2000	Clemson, SC	W	4-0	Middle Tennessee
	Clemson, SC	W	9-3	Illinois
	Clemson, SC	W	21-3	Middle Tennessee
	Clemson, SC	W	11-4	Mississippi State
	Clemson, SC	W	9-4	Mississippi State
	* Omaha, NE	W	10-6	San Jose State
	* Omaha, NE	L	4-10	Stanford
	* Omaha, NE	L	4-5	Louisiana-Lafayette
2001	Clemson, SC	W	4-1	William & Mary
	Clemson, SC	W	24-4	Seton Hall
	Clemson, SC	W	8-2	Seton Hall
	Coral Gables, FL	L	8-10	Miami (FL)
	Coral Gables, FL	L	6-14	Miami (FL)
2002	Clemson, SC	W	15-1	Georgia Southern
	Clemson, SC	W	4-2	East Carolina
	Clemson, SC	W	21-1	East Carolina
	Clemson, SC	L	6-9	Arkansas
	Clemson, SC	W	8-7	Arkansas
	Clemson, SC	W	7-4	Arkansas
	* Omaha, NE	W	11-10	Nebraska
	* Omaha, NE	W	9-7	Georgia Tech
	* Omaha, NE	L	4-12	South Carolina
	* Omaha, NE	L	2-10	South Carolina
2003	Auburn, AL	L	8-10	Ohio State
	Auburn, AL	W ⁽¹⁰⁾	7-6	Princeton
	Auburn, AL	L	0-15	Auburn
2004	Athens, GA	W	10-6	Birmingham-Southern
	Athens, GA	L	3-6	Georgia
	Athens, GA	W	5-4	Birmingham-Southern
	Athens, GA	W	10-9	Georgia
	Athens, GA	L ⁽¹⁰⁾	6-7	Georgia
2005	Clemson, SC	W	12-2	North Carolina A&T
	Clemson, SC	W	6-0	College of Charleston
	Clemson, SC	W	8-3	Oral Roberts
	Waco, TX	W	4-2	Baylor
	Waco, TX	L	1-7	Baylor
	Waco, TX	L	1-6	Baylor
2006	Clemson, SC	W	3-0	North Carolina-Asheville
	Clemson, SC	W	13-3	Elon
	Clemson, SC	W	8-6	Mississippi State

NCAA Tournament Records

NCAA Tournament Appearances

Rk	Team	App.
1.	Texas	51
2.	Florida State	45
3.	Miami (FL)	36
	Southern California	36
5.	Oklahoma State	35
6.	Clemson	33
7.	Arizona State	31
8.	Saint John's	30
9.	Arizona	29
	Cal State Fullerton	29
	Fresno State	29
	Oklahoma	29
13.	Minnesota	28
	Mississippi State	28

Consecutive NCAA Tournament Appearances

Rk	Team	App.	Years
1.	Miami (FL)	35	1973-07
2.	Florida State	30	1978-07
3.	Clemson	21	1987-07
4.	Oklahoma State	19	1981-99
5.	Texas	18	1979-96
6.	Louisiana State	17	1989-05
7.	Cal State Fullerton	16	1992-07
8.	Northern Colorado	15	1952-66
9.	Georgia Tech	14	1985-98
	Wichita State	14	1987-00
11.	Rice	13	1995-07
	Stanford	13	1994-06

Note: **Bold** denotes active streak.

College World Series Appearances

Rk	Team	App.
1.	Texas	32
2.	Miami (FL)	22
3.	Southern California	21
4.	Arizona State	20
5.	Oklahoma State	19
6.	Florida State	18
7.	Arizona	15
	Cal State Fullerton	15
	Stanford	15
10.	Louisiana State	13
11.	Clemson	11
12.	Northern Colorado	10
13.	Oklahoma	9
14.	Mississippi State	8
	South Carolina	8
16.	Maine	7
	Michigan	7
	Wichita State	7

	Clemson, SC	W	11-8	Oral Roberts
	Clemson, SC	W	6-5	Oral Roberts
	* Omaha, NE	W	8-4	Georgia Tech
	* Omaha, NE	L	0-2	North Carolina
	* Omaha, NE	L	6-7	Cal State Fullerton
2007	Myrtle Beach, SC	W	3-2	Saint John's
	Myrtle Beach, SC	W	11-8	Coastal Carolina
	Myrtle Beach, SC	W	15-3	Coastal Carolina
	Starkville, MS	L	6-8	Mississippi State
	Starkville, MS	L	5-8	Mississippi State
Totals			97-70 (.581)	33 Tournaments

* - College World Series; ^ - play-in game (not counted as an NCAA Tournament game); Note: Championship-clinching wins in **bold**.

NCAA Tournament Records



Team Batting

At-Bats

Game: 73 vs. Fordham, May 26, 1988 (19 innings)
Tourney: 369 2002

Runs Scored

Inning: 12 vs. East Carolina, June 2, 2002 (6th inning)
Game: 24 vs. Florida State, June 5, 1959
Tourney: 87 2002

Hits

Game: 24 vs. Middle Tennessee, May 28, 2000
Tourney: 118 2002

Batting Average

Game: .479 vs. Florida State, June 5, 1959 (23-for-48)
Tourney: .364 1991

RBIs

Game: 22 vs. Florida State, June 5, 1959
 22 vs. Seton Hall, May 26, 2001
Tourney: 81 2002

Doubles

Game: 6 vs. Princeton, May 23, 1991
 6 vs. Maine, May 26, 1991
 6 vs. Seton Hall, May 26, 2001
 6 vs. Birmingham-Southern, June 5, 2004
Tourney: 26 2002

Triples

Game: 3 vs. Miami (FL), May 21, 1977
Tourney: 6 1977

Home Runs

Game: 6 vs. Georgia Southern, May 31, 2002
Tourney: 22 2002

Walks

Game: 12 vs. Florida State, June 5, 1959
 12 vs. Nebraska, June 14, 2002
Tourney: 53 2002

Stolen Bases

Game: 10 vs. Saint John's, May 28, 1988
Tourney: 17 2006

Team Pitching

Innings Pitched

Game: 19.0 vs. Fordham, May 26, 1998
Tourney: 89.0 2002

ERA

Tourney: 3.23 2005

Strikeouts

Game: 19 vs. Miami (FL), May 31, 1996
Tourney: 90 1996

Individual Batting

Games Played

Tourney: 10 by many
Career: 31 Khalil Greene (1999-02)

At-Bats

Game: 9 Bert Heffernan vs. Fordham, May 26, 1988
Tourney: 43 Jeff Baker (10 games in 2002)
 43 Khalil Greene (10 games in 2002)
Career: 127 Khalil Greene (1999-02)

Runs Scored

Game: 5 Neil Simons vs. East Tennessee State, May 22, 1980
Tourney: 14 Khalil Greene (10 games in 2002)
Career: 33 Khalil Greene (1999-02)

Hits

Game: 5 Doug Kingsmore vs. Virginia Tech, May 22, 1954
 5 Ty Cline vs. Florida State, June 5, 1959
 5 Henry Threadgill vs. Saint John's, May 28, 1988
 5 Khalil Greene vs. Georgia Southern, May 31, 2002
Tourney: 19 Khalil Greene (10 games in 2002)
Career: 49 Khalil Greene (1999-02)

Batting Average

Tourney: .600 Doug Hogan (12-for-20 in 2007) (min. 15 at-bats)
Career: .442 Fred DeBerry (1957-59) (23-for-52 in 1958,59) (min. 50 at-bats)

RBIs

Game: 6 Joe DeBerry vs. Mississippi State, May 25, 1991
 6 Kurt Bultmann vs. Nevada, May 22, 1997
 6 Michael Johnson vs. Seton Hall, May 26, 2001
Tourney: 16 Khalil Greene (10 games in 2002)
Career: 34 Khalil Greene (1999-02)

Doubles

Game: 3 Dave Caldwell vs. Arizona State, June 10, 1977
 3 Khalil Greene vs. Arkansas, May 29, 1999
Tourney: 8 Khalil Greene (10 games in 2002)
Career: 22 Khalil Greene (1999-02)

Triples

Game: 2 Neil Simons vs. Miami (FL), May 21, 1977
 2 Will Duffie vs. Alabama, May 28, 1995
Tourney: 3 Neil Simons (6 games in 1977)
Career: 5 Neil Simons (1977-80)

Home Runs

Game: 2 by many
Tourney: 6 Zane Green (10 games in 2002)
Career: 9 Michael Johnson (2000-02)

Walks

Game: 4 Dick Suggs vs. Florida State, June 5, 1959
 4 Billy Wingo vs. Temple, June 11, 1977
 4 Frank Russ vs. South Carolina, May 25, 1980
 4 Brad McCann vs. Birmingham-Southern, June 4, 2004
Tourney: 10 Henri Stanley (8 games in 1999)
Career: 21 Khalil Greene (1999-02)

Stolen Bases

Game: 3 Henry Threadgill vs. Saint John's, May 28, 1988
 3 Kevin Northrup vs. Villanova, May 24, 1991
 3 Shane Monahan vs. The Citadel, May 26, 1994
Tourney: 7 Kevin Northrup (6 games in 1991)
Career: 9 Shane Monahan (1993-95)

Individual Pitching

Appearances

Tourney: 6 Harold Stowe, 1958
Career: 12 Steve Reba (1999-02)

Starts

Tourney: 4 Harold Stowe, 1958
Career: 7 Ryan Mottl (1997-00)
 7 Steve Reba (1999-02)

Relief Appearances

Tourney: 5 Patrick Hogan, 2002
 5 B.J. LaMura, 2002
Career: 9 Patrick Hogan (2001-04)

Innings Pitched

Game: 12.0 Harold Stowe vs. Arizona, June 13, 1959
Tourney: 35.0 Harold Stowe (6 appearances in 1958)
Career: 58.1 Harold Stowe (1957-59)

Wins

Tourney: 3 Harold Stowe, 1958
 3 Matt Henrie, 2002
Career: 5 Harold Stowe (1957-59)

Complete Games

Tourney: 2 Joe Landrum, 1947
 2 Harold Stowe, 1958
 2 Harold Stowe, 1959
 2 Chuck Porter, 1976
 2 Brian Barnes, 1987
Career: 4 Harold Stowe (1957-59)

ERA

Tourney: 0.93 Ken Vining (9.2 IP in 1995) (min. 5.0 IP)
Career: 2.26 Jimmy Key (16.1 IP from 1980-82) (min. 15.0 IP)

Strikeouts

Game: 17 Harold Stowe vs. Florida, June 9, 1958
Tourney: 45 Harold Stowe, 1958
Career: 77 Harold Stowe (1957-59)

Saves

Tourney: 2 Dave Woessner, 1977
Career: 2 Dave Woessner (1977-79)
 2 David Tripp (1988-90)
 2 Jeff Sauve (1992-95)

Other Noteworthy Accomplishments

Most Wins in a Single Tournament

Tourney: 7 2002

Complete Game Shutouts in the Tournament

- Joe Hazle vs. Alabama, June 13, 1947 (1-0)
- Harold Stowe vs. Florida State, June 6, 1959 (5-0)
- Laval Johnson vs. West Virginia, June 3, 1967 (5-0)
- Mike Brown vs. Georgia Southern, May 20, 1979 (2-0)
- Brian Barnes vs. West Virginia, May 21, 1987 (8-0)
- Ryan Mottl vs. Middle Tennessee, May 26, 2000 (4-0)
- Josh Cribb vs. College of Charleston, June 4, 2005 (6-0)

In Clemson's 5-0 victory over West Virginia in the 1967 NCAA Tournament, Laval Johnson struck out 13 batters in a six-hit shutout win.



April 24, 1896 - Clemson played its first baseball game, a 20-13 loss to Furman. The home games were played at Bowman Field in front of Tillman Hall. The Tigers' first head coach was **R.T.V. Bowman**.

May 12, 1899 - Clemson played South Carolina for the first time. The Tigers won 21-8 in eight innings in Columbia. The Gamecocks are the Tigers' most common opponent to date (271 meetings, Clemson leads 159-110-2 (.590)).

1900 - Legendary football coach **John Heisman**, who coached Clemson's gridders for four seasons, was named the Tigers' baseball coach. **Heisman** compiled a 28-6-1 (.814) record in three seasons (1901-03), which still stands today as the best winning percentage in Tiger history, slightly ahead of another legendary football coach, **Frank Howard**.

1904 - **Vet Sitton** played in his first season at Clemson. The Pendleton, SC native, a 5'11", 170-pound righty, played one season (1909) for the Indians, where he was 3-2 with a 2.88 ERA in 50.0 innings pitched. He later was the Tigers' head coach in 1915, 16 and compiled a 26-18-1 (.589) record.

April 12, 1913 - **Doc Ezell** pitched Clemson's first no-hitter in a 5-0 victory over Erskine.

March 27, 1916 - Clemson defeated West Virginia Wesleyan 4-2 in the first game played at Riggs Baseball Field. Clemson played on this field until the 1970 season.

April 29, 1916 - **Elmer Long** pitched a no-hitter in a 2-0 win over Virginia Military.

1921 - Clemson joined the Southern Conference and was a charter member.

1922 - **Flint Rhem**, one of the Tigers' greatest players of the 20th century, played in his first season at Clemson. He played in the 1922-24 seasons and later went on to play 12 Major League seasons with the Saint Louis Cardinals, Philadelphia Phillies, and Boston Braves. He had a 105-97 career record with a 4.20 ERA and over 1,500 strikeouts. He was 20-7 with a 3.21 ERA with the Cardinals in 1926 in his best season. He once pitched a no-hitter (in 1924, one year before his rookie season in the Majors) while playing for the Fort Smith (AR) minor league team. He struck out 16 batters in the game and made it in "Ripley's Believe It or Not" by not allowing a ball to be hit out of the infield.

April 17, 1924 - **Lefty Smith** pitched a no-hitter in a 6-0 win over South Carolina.

1931 - Clemson's season was cut short due to an outbreak of meningitis on campus in April. Clemson finished 6-2.



Pictured above is one of Clemson's first baseball teams in the 1890s.

1932 - Legendary football coach **Jess Neely**, who coached the Tiger gridders for nine seasons (1931-39), coached in his first season as Clemson's baseball coach. He compiled a 68-67-2 (.504) record in seven seasons (1932-38).

1941 - **Dude Buchanan** set the school record for batting average in a single season with a .485 mark (33-for-68).

1943 - **Frank Howard**, Clemson's career leader in football wins (165), coached the baseball team for one season, compiling a 12-3 record. His career record is still the second-best of any coach in Tiger history. There have only been five different baseball head coaches since his brief stint.

March 29, 1946 - **Joe Landrum** pitched a no-hitter in a 6-0 win over Erskine.

June 12-20, 1947 - Clemson participated in the NCAA Tournament for the first time. The Tigers advanced to the NCAA Eastern Finals and lost to eventual finalist Yale (and first-baseman George Bush) on June 20 at New Haven, CT.

1947 - **Joe Landrum** was Clemson's first baseball All-American. He earned first-team honors from **ABCA** after posting a 12-2 record and 2.23 ERA. **Landrum** went on to pitch

with the Brooklyn Dodgers. Clemson won the Southern Conference title with a 13-2 record.

May 5, 1950 - **Fred Knoebel** hit for the cycle (the first by a Tiger) at South Carolina. He walked in the first, tripled in second, singled in the fourth, and hit a home run in the fifth. **Knoebel** also doubled in the seventh and was hit by a pitch in the eighth. Clemson won the game 14-5.

June 8, 1950 - Clemson played Alabama and Kentucky in the NCAA Tourney at Knapolis, NC, losing both games.

April 4, 1952 - **Billy O'Dell** struck out a Clemson-record 21 batters in a 5-2 win over South Carolina at Orangeburg, SC.

May 8, 1953 - **Billy O'Dell** pitched a no-hitter in a 2-0 win over South Carolina. That same day, Clemson officially joined the newly-formed Atlantic Coast Conference.

May 22-24, 1954 - Clemson participated in the NCAA Playoffs in a home-and-home series with Virginia Tech, but lost to the Hokies twice in as many games. Clemson lost the first game 11-10 on May 22. It marked the first NCAA Tournament event in any sport played at Clemson in history. The Tigers lost to Virginia Tech 7-1 two days later in Blacksburg.

1954 - Clemson won the ACC title with an 8-4 ACC regular-season record in the conference's inaugural season.

Fall, 1957 - From the advice of North Carolina Head Coach Walter Rabb, **Frank Howard** hired a 27-year old assistant from China Grove, NC named **Bill Wilhelm**.

March 24, 1958 - **Bill Wilhelm** coached his first game and defeated Michigan State 7-5 in seven innings at Clemson.

May 19, 1958 - Clemson defeated North Carolina 4-1 at Gastonia, NC in a playoff game to determine the ACC Champion. Both teams had 11-3 records after the regular season, forcing the one-game playoff.

June 5-9, 1958 - The Tigers won the NCAA District III Playoffs to advance to the College World Series. The Tigers lost their opening game of the NCAA Tournament to Florida 8-6. Therefore, the Tigers had to win five games in a row to advance to the College World Series in Omaha, NE, a destination never made before by Clemson at the time. So Clemson promptly defeated George Washington and Florida State to stay alive. The only problem was that Clemson had to defeat Florida twice on June 9 to advance. In the first game, the Tigers won a thriller 15-14 when first-year sec-



Flint Rhem (second from left), pictured above with three of his Clemson teammates during the early 1920s, went on to record 105 victories in 12 seasons in the Major Leagues.

ond-baseman **Bailey Hendley** singled home **Larry Wilson** in the bottom of the ninth. Later in the day, Clemson won 3-1 to advance to the College World Series. **Harold Stowe**, who went on to pitch with the Yankees, pitched a four-hitter to earn his 13th victory of the season. The two victories in one day still stands today as the only time that Clemson won twice in one day to advance to the College World Series.

June 14-16, 1958 - Clemson participated in the College World Series for the first time ever. Clemson defeated Arizona 4-1 on June 14, but lost to Holy Cross 17-4 on June 15 and Western Michigan 5-3 on June 16.

1958 - **Harold Stowe** led the nation in appearances (21), innings pitched (127.0), strikeouts (126), and wins (14).

May 16-18, 1959 - After the 1959 regular season, Clemson, Wake Forest, and North Carolina were tied for first place, forcing a playoff among the three. Clemson beat Wake Forest 4-2 at Thomasville, NC on May 16 and downed North Carolina 9-7 in Gastonia, NC to claim the ACC crown.

June 4-6, 1959 - Clemson raced through the NCAA District III Playoffs at Gastonia, NC, downing Georgia Tech 9-6 and Florida State twice (24-2, 5-0) to advance to Omaha.

June 13-15, 1959 - The Tigers lost to Arizona 3-2 on June 13 in 12 innings in their first game in Omaha. They bounced back and defeated Colorado State 7-1 the next day, but were eliminated by Penn State 7-0 on June 15.

1959 - Clemson was ranked #7 in the final **Collegiate Baseball** poll.

May 8, 1962 - Clemson hit an ACC-record five homers in one inning (sixth) against South Carolina in a 27-17 win. Clemson also hit a Tiger-record eight homers in the game.

1962 - Clemson led the nation in homers per game (1.6).

April 10, 1965 - May 17, 1966 - **Rusty Adkins** had a 41-game hitting streak. **Adkins** hit .438 during the streak that still stands as the longest in ACC history.

1966 - Clemson led the nation in home runs per game (1.28), runs per game (9.1), and slugging percentage (.502).



In his first of 36 seasons at Clemson, Bill Wilhelm saw Harold Stowe lead the nation in both strikeouts (126) and victories (14) in 1958.

May 6, 1967 - **Nelson Gibson** and **Charlie Watson** combined to pitch a no-hitter in a 3-0 win over Georgia Tech.

June 2-5, 1967 - Clemson participated in the NCAA District III Playoffs at Gastonia, NC. After losing the first contest against Florida State, Clemson rebounded with three straight victories. But Auburn ended Clemson's season by defeating the Tigers 6-5 in the championship game in 13 innings.

1967 - The Tigers won the ACC title (11-2). Clemson was ranked #7 in the final **Collegiate Baseball** poll.

June 6, 1968 - Lefthander **John Curtis** became Clemson's first first-round Major League draft selection. **Curtis** was the #10 overall pick in the secondary phase by the Boston Red Sox.

March 7, 1970 - Clemson played its first two games at Doug Kingsmore Stadium. The Tigers defeated Louisville 10-0 and 8-1 in two seven-inning games. The field featured a "Crosley-like" terrace around the outfield fence that gave the field a more closed-in perspective and reduced maintenance for drainage purposes.

1970 - Clemson was ranked #18 in the final **Collegiate Baseball** poll.

April 17, 1971 - **Dave Van Volkenburg** pitched a no-hitter in an 11-0 win over Florida State in a seven-inning game.

1971 - Clemson was ranked #22 in the final **Collegiate Baseball** poll.

March 16, 1973 - **Lindsay Graham** pitched a no-hitter in a 3-0 win over Maryland in an eight-inning game.

1973 - Clemson won the ACC regular-season title with a 10-2 record.

April 19, 1974 - **Chuck Porter** pitched a Clemson and ACC-record 16.0 innings in earning the victory over Virginia 3-2 in the first game of a doubleheader at Clemson.

1974 - Clemson won the ACC regular-season title with a 10-1 record.

April 22, 1975 - **Steve Tucker** hit for the cycle at Georgia Tech. He doubled in the first, tripled in the fourth, homered in the sixth, and singled in both the seventh and ninth innings. Clemson won the game 18-3.

May 23, 24, 1975 - Clemson participated in the NCAA Mid-east Regional in Ypsilanti, MI. Eastern Michigan and Penn State defeated the Tigers 5-3 and 5-4, respectively.

1975 - **Denny Walling** led the nation with 1.58 RBIs per game. Clemson tied for the ACC regular-season title with a 10-2 record and was ranked #25 in the final **Collegiate Baseball** poll.

March 28, 1976 - Clemson defeated North Carolina-Wilmington 10-2 at Doug Kingsmore Stadium for the 1,000th victory in school history.

April 17, 1976 - **Ron Musselman** pitched a no-hitter in a 9-0 win over Virginia.

1976 - Clemson was ranked #5 in the final **Collegiate Baseball** poll.

April 23-25, 1976 - Clemson won its first ACC Tournament Championship, as the Tigers defeated Wake Forest 2-0, and Maryland in two games (2-1, 3-2) at Clemson.

May 21-24, 1976 - The Tigers won the NCAA Atlantic Regional in Columbia, SC by downing Furman 13-2 in game one, defeating South Carolina 10-4 in the second game, and beating Furman 6-2 to advance to Omaha.

June 11-14, 1976 - Clemson participated in the College World Series. The Tigers defeated Auburn 9-4 on June 11 and lost to Eastern Michigan 3-2 in 10 innings on June 13. Arizona eliminated the Tigers 10-6 on June 14.

1976 - Clemson won the ACC regular-season title with a 10-2 record.

February 26 - March 27, 1977 - Clemson opened the season with a 26-game winning streak, the longest winning streak in school history.

March 17, 1977 - **Brian Snyder** pitched a no-hitter in an 8-0 win over North Carolina-Wilmington.

May 20-22, 1977 - Clemson defeated Mississippi and won two of three games from host Miami (FL) in winning the NCAA South Regional to advance to the College World Series.

June 10-14, 1977 - In the College World Series, Clemson lost to Arizona State 10-7 on June 10, but beat Temple 13-4 the next day. However, Cal State Los Angeles eliminated Clemson 1-0 on June 14.

1977 - Clemson captured the ACC regular-season title with a 9-1 record. Clemson was ranked #5 in the final **Collegiate Baseball** poll.

April 22-24, 1978 - The Tigers won the ACC Tourney title at Clemson. The Tigers swept through the tourney with wins over N.C. State (12-1), Duke (13-0), and Wake Forest (7-2).

May 19-21, 1978 - In the NCAA Atlantic Regional at Coral Gables, FL, the Tigers beat host Miami (FL) 8-5 in the first game, but lost to Marshall (9-3) and Miami (7-5).

1978 - Clemson won the ACC regular-season title with a 10-2 record. The Tigers also started the tradition of wearing ankle-long, white pants for every game. Clemson was ranked #25 in the final **Collegiate Baseball** poll.

April 7, 1979 - Clemson's most productive offensive game came at N.C. State. The score...41-9. The Tigers led 18-6 after four innings and capped off the day with 18 runs in the ninth. **Robert Bonnette** had three hits in the ninth in which 22 Tigers batted. **Neil Simons** went 4-for-6 with three walks, six runs scored, three homers, and a Tiger record-tying 10 RBIs. **Dave Buffamoyer** also set a record with seven runs scored, while **Bonnette** and **Tony Masone** had five hits apiece. Future Major Leaguers **Tim Teufel** and **Bill Schroeder** batted fifth and sixth, respectively, and combined for five hits, nine runs, and nine RBIs.



Rusty Adkins had a 41-game hitting streak from 1965 to 1966. It still stands today as the longest hitting streak in conference history.





Scott Parrish pitched the last no-hitter in Tiger history when he blanked The Citadel in a seven-inning game on March 6, 1984.

May 18–20, 1979 - In the NCAA Atlantic Regional at Coral Gables, FL, the Tigers defeated Georgia Southern 8-4, but lost to Miami (FL) 2-1 in the Tigers' next game. The next two games yielded the same results, as Clemson downed Georgia Southern 2-0, but lost to Miami 4-1.

1979 - Clemson won the ACC regular-season title with a 10-1 record. There was no ACC Tourney that year. Clemson was ranked #9 in the final **Collegiate Baseball** poll.

March 10, 1980 - **Mike Brown** pitched a perfect game in a 2-0 win over North Carolina-Wilmington in seven innings.

April 22–26, 1980 - Clemson won the ACC Tournament held at Raleigh, NC by winning four games in a row without a defeat. The Tigers defeated Wake Forest (4-0), Maryland (9-4), N.C. State (5-4), and North Carolina (12-3).

May 22–25, 1980 - In the NCAA Atlantic Regional at Clemson, the Tigers beat East Tennessee State (22-4) and South Carolina twice (6-2, 17-12) to advance to the College World Series.

May 31 – June 1, 1980 - In the College World Series, Clemson lost to Miami (FL) 13-5 and California 6-4.

1980 - Clemson was ranked #4 in the final **Collegiate Baseball** poll.

April 22–26, 1981 - Clemson won the ACC Tournament held at Chapel Hill, NC. Clemson defeated North Carolina 7-5 in the championship game. The Tigers won four straight after losing their second game of the tournament.

May 22, 23, 1981 - In the NCAA Atlantic Regional at Clemson, the Tigers lost to Wichita State (7-2) and East Tennessee State (2-1).

1981 - Clemson tied for the ACC regular-season title with a 10-4 record.

March 5, 1982 - **Jeff Gilbert** pitched a no-hitter in a 5-0 win over Western Carolina.

1982 - Clemson captured the ACC regular-season title with a 10-2 record.

March 6, 1984 - **Scott Parrish** pitched a no-hitter in a 6-0 win over The Citadel in a seven-inning game. The no-hitter is the last by a Tiger to date.

1984 - Clemson tied for the ACC regular-season title with a 12-2 record.

May 13, 1985 - The Tigers played host to the first night game ever at Clemson. The Tigers downed Furman 13-1.

1985 - Clemson tied for the ACC regular-season title with a 9-4 record.

May 4, 1986 - Clemson's longest streak of not being shut-out (232 games) ended with a 5-0 defeat at the hands of South Carolina in Columbia.

May 21–24, 1987 - The Tigers played in the NCAA South Regional at Huntsville, AL. The Tigers defeated West Virginia, Seton Hall, and Auburn, but lost to Arkansas twice and were eliminated from the tournament.

1987 - Clemson was ranked #10 in both the final **Baseball America** and **Collegiate Baseball** polls. The Tigers won 54 games, the first time Clemson reached 50 wins.

May 26–30, 1988 - The Tigers participated in the NCAA Northeast Regional at New Britain, CT. Clemson defeated Fordham 3-2 in game-one in 19 innings. It still stands today as the longest game played in Clemson history. The Tigers also defeated Saint John's, but lost to Rutgers and Kentucky, and were eliminated from the tournament.

1988 - The Tigers won the ACC regular-season title with an 18-2 record. Clemson was ranked #15 in the final **Baseball America** poll and #21 in the final **Collegiate Baseball** poll. Lefthander **Mike Milchin** was also a member of the United States Olympic team.

May 13–16, 1989 - Clemson defeated Maryland, Georgia Tech, N.C. State, and North Carolina (twice) in winning the ACC Tournament title at Chapel Hill, NC. Clemson defeated the Tar Heels 12-4 in the championship game.

May 25, 1989 - **Brian Barnes** won his 16th game in a 6-2 win over Stetson in the NCAA Atlantic Regional at Tallahassee, FL, setting the school record for most wins in a season. He also set the Clemson record and led the nation with 208 strikeouts in 1989.



Mike Milchin, a member of the 1988 U.S. Olympic team, played first base and pitched at Clemson, then went on to play in the Majors with the Twins and Orioles in 1996.

May 25–28, 1989 - The Tigers participated in the NCAA Atlantic Regional at Tallahassee, FL. Clemson defeated Stetson twice and Auburn once, but losses to Florida State and Auburn eliminated the Tigers from the tournament.

May 27, 1989 – April 10, 1990 - **Brian Kowitz** had a 37-game hitting streak, second longest in Clemson history. **Kowitz**, who later played with the Atlanta Braves, hit .430 with 43 RBIs during the streak.

1989 - Clemson was ranked #14 in both the final **Baseball America** and **Collegiate Baseball** polls. **Brian Barnes** ended his career with an ACC-record 44 wins in four seasons.

April 29, 1990 - **Bill Wilhelm** won his 1,000th career game in a 17-10 win over Georgia Tech at Atlanta, GA.

May 25–27, 1990 - Clemson played in the NCAA Central Regional at Austin, TX. Clemson beat Texas-Arlington, but lost to Creighton twice and was eliminated from the tournament.

May 11–14, 1991 - The Tigers won the ACC Tournament held at Greenville, SC. The Tigers beat Georgia Tech 24-8 in the championship game, winning for the fifth time in as many games.

May 23–26, 1991 - Clemson swept though the NCAA Northeast Regional at Orono, ME and advanced to the College World Series. Clemson downed Princeton, Villanova, Mississippi State, and Maine.

June 1–3, 1991 - In the College World Series, the Tigers lost to Creighton and Long Beach State.

1991 - Clemson won the ACC regular-season title with an 18-3 record. Clemson was ranked #4 in the final **Baseball America** poll and #8 in the final **Collegiate Baseball** poll. The Tigers ended the season with a school-record 60 wins. **Eric Macrina** hit a then school-record 24 home runs, and Clemson led the nation in runs per game (9.97), winning percentage (.857), and wins (60).

May 21–23, 1992 - The Tigers participated in the NCAA Midwest Regional held at Starkville, MS. Clemson defeated Yale, but then lost to UCLA and Oklahoma.

1992 - Clemson won the ACC regular-season title with a 19-5 record. Clemson was ranked #7 in the final **Baseball America** poll and #10 in the final **Collegiate Baseball** poll.

April 20, 1993 - **Keith Williams** hit for the cycle at Furman. He hit a home run in the first, doubled in the third, singled in the sixth, and tripled in the ninth. Clemson won the game 17-2.

May 15–19, 1993 - The Tigers won the ACC Tournament Championship at Greenville, SC. Clemson defeated N.C. State 11-7 in the championship game, a game that ended at 1:21 AM. **Jeff Morris'** grand-slam propelled the Tigers to victory. It was just the senior's second career homer. Ironically, both of his homers were grand slams off N.C. State pitcher David Allen. Both came in the eighth inning with one out and both gave Clemson the lead.

May 28–31, 1993 - Clemson participated in the NCAA Midwest Regional held at Knoxville, TN. The Tigers earned victories over Rutgers and Fresno State in their opening two games, but then lost to Fresno State and Kansas.

July 2, 1993 - **Bill Wilhelm** announced his retirement after 36 seasons with the Tiger program. His retirement press conference was fittingly held in the first-base dugout at Doug Kingsmore Stadium. He had a 1,161-536-10 (.683) record and never had a losing season. He was the fifth-winningest coach in history at the time of his retirement.

1993 - Clemson was ranked #17 in both the final **Baseball America** and **Collegiate Baseball** polls.

Tiger Timeline



March 19, 1994 - **Shane Monahan** hit for the cycle at Hawaii-Hilo. He tripled in the first, singled in the second, and homered in the sixth. He also doubled in the eighth and singled in the ninth. Clemson won the game 13-5.

May 18-22, 1994 - The Tigers won the ACC Tournament Championship at Greenville, SC. The Tigers defeated Florida State 4-1 in the championship game.

May 26-28, 1994 - Clemson participated in the NCAA East Regional held at Clemson. Clemson downed The Citadel and Old Dominion, but lost to Notre Dame and Auburn.

1994 - Clemson won the ACC regular-season title with a 20-4 record in **Jack Leggett's** first season as the Tiger head coach. **Leggett** received ACC Coach-of-the-Year honors as well. **Shane Monahan** set the ACC record and led the nation with 137 hits. He also led the nation in runs scored (97), and the Tigers led the nation as a team with 57 wins. Clemson was ranked #4 in the final **Baseball America** poll and #9 in the final **Collegiate Baseball** poll.

February 18, 1995 - **Gary Burnham** hit for the cycle at Texas-Arlington. He doubled in the first, tripled in the third, walked in the fifth, homered in the seventh, and singled in the ninth. Clemson won the game 18-0.

April 14, 1995 - The greatest comeback in Clemson history took place on this date, the first game of a three-game set at N.C. State. The Wolfpack had just scored three and six runs in the seventh and eighth innings, respectively, to take a 15-4 lead. The Tiger leadoff batter struck out to start the ninth inning. Clemson then got three straight hits and two walks. **Seth Brizek** hit into a fielder's choice for the second out, as **David Miller** scored on the play to cut the deficit to 15-7. The next six Tiger batters all reached safely on hits, highlighted by **Shane Monahan's** three-run homer that cut the Wolfpack lead to just two runs. After two more hits and a walk, **Matthew LeCroy** tied the score with a clutch double. The Tigers went on to win 17-15 in 10 innings. Clemson did so being down 11 runs on the road with no runners on base in the ninth inning and one out, and without the benefit of a Wolfpack error in the ninth.

May 25-28, 1995 - The Tigers won the NCAA East Regional Championship held at Clemson with wins over Navy, Jacksonville, Winthrop, and Alabama.

1995 - Clemson won the ACC regular-season title with a 20-4 record. **Jack Leggett** received ACC Coach-of-the-Year honors as well. **Paul Galloway** became Clemson's first Academic All-American. Clemson was ranked #8 in both the final **Baseball America** and **Collegiate Baseball** polls.



Kurt Bultmann scored three runs in Clemson's NCAA record 19-run third inning against Maryland on March 21, 1998.

March 8, 1996 - **Jack Leggett** won his 500th career game as a head coach with a 8-4 win over Virginia Tech at home.

April 21, 1996 - Clemson played in one of the longest non-stop days of baseball in history. The Tigers and Georgia Southern were slated to play two nine-inning games, but the two games lasted a total of 28 innings. The first was a 10-inning affair, with Georgia Southern winning 8-6. The latter game also saw Georgia Southern win, this time 9-7 in 18 innings. The games combined for eight hours and 44 minutes in length (not counting the 31 minutes in between).

May 23-26, 1996 - The Tigers won the NCAA East Regional Championship at Clemson and advanced to the College World Series. Clemson recorded victories over Charleston Southern, Old Dominion, West Virginia, and Tennessee.

May 31 - June 5, 1996 - When Clemson made its eighth College World Series appearance, it had lost seven straight games in Omaha and had never won more than one game in the double elimination tournament. Miami (FL) defeated the Tigers to open the tournament, so Clemson had to win to stay alive. The Tigers responded with a 10-inning, 8-5 win over Oklahoma State and next faced Alabama, the #1 seed. The morning of the game, **Kris Benson** and **Billy Koch** learned they were the #1 and #4 overall picks, respectively, of the Major League Draft. The Tigers, though, sent out **Ken Vining**, who was 10-3, to face a potent Crimson Tide hitting attack. But it was the Tigers who jumped out to an early 5-0 lead. Alabama battled back to take a 12-10 lead after eight innings. **Gary Burnham** and **Jerome Robinson** led off the ninth with singles. Then, 5'8" second-baseman **Doug Livingston** hit an opposite-field double to give Clemson the lead. But the Tigers, who led 14-12, had to contain the hot Alabama bats in the bottom of the ninth. **Brett Taft** led off with a double. **Rusty Loflin** flied out to **Livingston** and **Drew Bounds** singled. On came **Koch**, who was making a rare relief appearance. He struck out **David Tidwell** and seemed to throw a game-ending ground ball off the bat of **Joe Caruso**, but the ball went through the legs of shortstop **Kurt Bultmann**, plating **Taft** and putting runners on first and third. But **Koch** got **Dax Norris** to bounce out to first-baseman **Jason Embler**, who made a spectacular grab ranging to his right and looking into the sun. **Embler** flipped to **Koch** to record the final out of the game, as the Tigers won 14-13 and advanced further in the College World Series than it ever had before.

1996 - Clemson led the nation with a 3.03 ERA. Clemson was ranked #5 in the final **Baseball America** poll and #4 in the final **Collegiate Baseball** listing. **Kris Benson** was named national player-of-the-year by **Baseball America** and **Collegiate Baseball**. One of the most decorated players in Tiger history also received the Dick Howser Trophy and the Smith Award. He won his first 14 decisions and had a 2.02 ERA in 156.0 innings pitched. He allowed 109 hits and 27 walks while striking out 204 (7.6-to-1 strikeout-to-walk ratio), easily a Tiger record. He had seven complete games and four shutouts as well. **Benson** was the #1 overall pick in the 1996 draft (Pirates), becoming the first Tiger to be picked at that position. He donned the Red, White, and Blue for Team USA in the Centennial Olympics in Atlanta in 1996, earning a bronze medal. Tiger teammates **Billy Koch** and **Matthew LeCroy** joined **Benson** on the Olympic team.

May 22-24, 1997 - Clemson played in the NCAA Central Regional held at Lubbock, TX. Clemson defeated Nevada in its opener, but lost to Rice and Texas State.

1997 - **Matthew LeCroy** hit 24 homers and set a Tiger record with 53 career homers. **Kurt Bultmann** set a Tiger record with 31 doubles, a mark later eclipsed by **Khalil Greene**.

March 21, 1998 - Clemson scored 19 runs in one inning against Maryland. Ironically, Clemson did not score in any other inning of the game. The run total set an NCAA record for most runs in a third inning. In the inning, Clemson sent 23 batters to the plate, and had 12 hits and six walks. Like the 11-run comeback in the ninth inning at N.C. State in 1995, the first Tiger to bat in the inning was retired. The



Kris Benson was named 1996 National Player-of-the-Year, leading the Tigers to Omaha for the second season in a row.

next 17 batters reached base safely. **Patrick Boyd** and **Kurt Bultmann** both reached base in all three plate appearances and scored three runs in the inning.

April 24, 1998 - **Rusty Adkins** had his jersey retired and was inducted into the Clemson Baseball Ring of Honor, joining **Bill Wilhelm** in the elite company.

May 21-23, 1998 - Clemson won its 2,000th game in school history, as the Tigers defeated The Citadel 12-3 at Doug Kingsmore Stadium in the NCAA East Regional on May 21. However, Clemson lost to South Alabama in 16 innings and eventual National Champion Southern California.

1998 - Clemson was ranked #21 in the final **Baseball America** poll and #23 in the final **Collegiate Baseball** poll.

March 8, 1999 - Clemson's streak of 146 weeks being ranked in one of the major polls ended. The last time the Tigers were not ranked was at the end of the 1990 season. Clemson had a 407-138 (.747) record over that span.

May 28-30, 1999 - In the NCAA Fayetteville (AR) Regional, Clemson lost to Missouri State 23-5 in the first game and needed to win four games in two days to advance. The Tigers came through with wins on Saturday over Delaware and host Arkansas. Clemson had to beat Missouri State twice on Sunday and did just that by scores of 8-7 and 7-5.

June 4-6, 1999 - Texas A&M won two of the three games in the NCAA Super Regional at College Station, TX. Despite coming up short, Clemson battled back after a 20-3 defeat in the opening game and had the lead entering the ninth inning in game-three in a hostile environment.

1999 - Clemson was ranked #17 in the final **Baseball America** poll and #13 in the final **Collegiate Baseball** poll.

March 20, 2000 - Clemson was ranked #1 by **Collegiate Baseball** after opening the season 19-3. The Tigers spent two weeks as that poll's top team.

May 26-28, 2000 - Clemson played host to Middle Tennessee, Illinois, and Old Dominion in regional play, and claimed wins over Middle Tennessee (4-0, 21-3) and a win over Illinois (9-3) to earn the right at hosting the first-ever super regional at Clemson.



Tiger Timeline

June 2,3, 2000 - Clemson beat Mississippi State 11-4 and 9-4 in the Clemson Super Regional to earn its ninth trip to the College World Series.

June 9-14, 2000 - Clemson made its first appearance in the College World Series since 1996. The Tigers beat San Jose State 10-6 before losing to top-ranked Stanford 10-4 to fall into the losers' bracket. Clemson was then eliminated by Louisiana-Lafayette 5-4.

2000 - Clemson finished 51-18 and was ranked #7 in the final **Baseball America** poll, #6 in the final **Collegiate Baseball** poll, and #5 in the final **Sports Weekly** poll.

May 25-27, 2001 - The Tigers drew a #2 seed in the Clemson Regional and played host to South Alabama, William & Mary, and Seton Hall, claiming wins over William & Mary (4-1) and Seton Hall (24-4, 8-2) to advance.

June 1,2, 2001 - Clemson met Miami (FL) in the Coral Gables Super Regional and was eliminated with a pair of losses (10-8, 14-6). The Hurricanes went on to win the College World Series.

2001 - The Tigers finished 41-22 and was ranked #17 in the final **Baseball America** poll, #13 in the final **Collegiate Baseball** poll, and #14 in the final **Sports Weekly** poll.

February 22 - March 15, 2002 - Clemson opened the season with 13 straight wins to vault to #2 in the polls. The Tigers defeated Auburn (3), South Carolina (2), and Purdue (3) during the stretch.

March 12, 2002 - Clemson set the school record for batting average (.522) in a game in defeating Georgia Southern 20-8. The Tigers had 23 hits in 44 at-bats.

March 17 - April 5, 2002 - Clemson won 13 more games in a row to start 26-1. The winning streak helped the Tigers rank #1 in all three polls for seven straight weeks.

April 3, 2002 - **Jeff Baker** hit a walk-off homer against Winthrop to give Clemson a 6-4 win. It was his third homer of the game, as he became the first Tiger to hit three homers in a game since 1993 and the first to do it in the history of Doug Kingsmore Stadium.

April 16 - June 14, 2002 - **Khalil Greene** had a 34-game hitting streak, the third-longest streak in Tiger history. **Greene** batted .519 with 48 RBIs during the streak. The streak ended against Georgia Tech in the College World Series.



Tony Sipp's left arm helped Clemson reach the title game of the 2004 Athens Regional.



Michael Johnson hit 25 home runs with 81 RBIs to help the Tigers reach Omaha in 2002.

May 12, 2002 - **Khalil Greene** set the ACC record for career hits with his 367th at Virginia. He went on to total 403 hits, second-most in NCAA history. In the series, he also went eight straight at-bats with a hit and 13 consecutive plate appearances reaching base safely. Head Coach **Jack Leggett** also won his 800th career game this day.

June 7-9, 2002 - After sweeping through the Clemson Regional the weekend before, Clemson fell to Arkansas in the first game of the Clemson Super Regional. But the Tigers fought back to win the final two games and advance to Omaha for the 10th time in school history. **Khalil Greene** homered in his last at-bat at Doug Kingsmore Stadium.

June 14-21, 2002 - Clemson had its most successful run in the College World Series when it won the first two games over hometown favorite Nebraska and Georgia Tech. Against the Cornhuskers, Clemson overcame a 7-2 deficit before rallying to win 11-10. **Khalil Greene's** dramatic three-run homer in the seventh inning gave the Tigers the lead late in the game. **Jeff Baker** then broke a 10-10 tie with a walkoff double. **Michael Johnson** then went 3-for-3 with a home run in Clemson's eight-run second inning against Georgia Tech, as the Tigers won their second straight game 9-7. Clemson then ran into a buzzsaw in South Carolina, falling twice. Clemson had defeated the Gamecocks three out of four times in the regular season. The final game saw **Greene** start his 269th consecutive game, believed to be an NCAA record. He also played in his 272th straight game, or every game he was a Tiger. He broke the NCAA record for career doubles (95) in the College World Series as well.

2002 - Clemson finished 54-17 and was ranked #3 in all three final polls. The Tigers set school records for homers (112), fielding percentage (.971), and saves (26). The trio of **Jeff Baker**, **Khalil Greene**, and **Michael Johnson** combined for 77 homers and 259 RBIs. They were three of eight Tigers selected in the Major League Draft, including **Greene**, who was a first-rounder, and **Johnson**, who was picked in the second round. **Greene** went on to earn national player-of-the-year honors from all six services that gave the award.

March 4-24, 2003 - The Tigers won 14 games in a row. The streak was the seventh-longest in school history and helped catapult Clemson to a #10 national ranking.

April 23,25, 2003 - **Michael Johnson** hit a three-run, walkoff homer to beat East Tennessee State 6-3 in 12 innings on April 23. In the next game, against Georgia Tech, **Brad McCann** hit a two-out, three-run homer in the bottom of the 10th inning to give Clemson a 9-7 win.

2003 - Clemson extended its streak to 17 consecutive NCAA Tournament appearances, with defense being the key to many wins. The Tigers had a .969 fielding percentage for the season. Clemson also fell one win short of its 18th-straight 40-win season. **Michael Johnson** was Clemson's lone First-Team All-ACC selection, while lefthander **Robert Rohrbaugh** earned freshman All-America honors.

April 21-24, 2004 - In three games during this span, Clemson won with a walkoff play in all three games. On April 21 against Western Carolina, a Catamount error gave the Tigers an 8-7 victory. Two days later, **Russell Triplett** lined a walkoff single to give the Tigers a 2-1 win over N.C. State. Then the following game, **Zane Green**, who was hitless in his previous 23 at-bats, hit a single to the wall in right-center to give Clemson a 4-3 win over the Wolfpack.

April 25, 2004 - Clemson's 9-6 win over N.C. State gave Head Coach **Jack Leggett** his 500th win as the Tigers' skipper in just his 11th season in Tigertown.

May 12, 2004 - **Brad McCann** became the eighth Tiger in history to total six hits in a 6-for-6 performance against College of Charleston. He also hit two homers, including a grand slam, a double, scored four runs, and had six RBIs.

May 28, 2004 - Clemson set an ACC Tournament record with eight doubles in a 12-1 win over N.C. State.

June 6, 2004 - Trailing 9-2 and on the verge of having its season end in the Athens (GA) Regional, Clemson rallied for a 10-9 victory at Georgia, capped by **Lou Santangelo's** grand slam in the seventh. The seven-run comeback tied the Tiger record for the biggest deficit overcome to gain victory in an NCAA Tourney game. In game-two that day versus the Bulldogs, Clemson led 6-4 entering the ninth. But against **Tony Sipp**, who had been nearly unhittable in the regional, Bobby Felmy and Jason Jacobs hit solo homers to tie the score, then Clint Sammons hit a solo shot in the 10th for the game-winner.

2004 - Clemson came one inning away from advancing to a super regional. **Kris Harvey** was the squad's lone First-Team All-ACC pick, while **Patrick Hogan**, **Brad McCann**, and **Lou Santangelo** were second-team picks. **McCann** was a semifinalist for the Dick Howser Trophy and the Golden Spikes Award, along with earning third-team All-America honors. Clemson had nine players taken in the draft, including first-round (supplemental) pick **Tyler Lumsden**.

March 19, 2005 - **Kris Harvey** hit two home runs and pitched 7.0 scoreless innings of one-hit ball to lead the Tigers to a 9-1 win over #9 North Carolina. A school-record four times during the 2005 season, he hit a long ball and earned the win on the mound in the same game.

April 20, 2005 - Clemson scored four runs in the ninth inning to down #8 South Carolina 7-5 in Columbia. After the Tigers tied the score 4-4 in the ninth, **Kris Harvey** hit a towering three-run homer to give the Tigers the victory.

April 23, 2005 - **Taylor Harbin** had one of the best games by a Tiger in history. Against the Wolfpack in Raleigh, he went 5-for-5 with three homers, eight RBIs, and five runs scored to lead the Tigers to a 16-9 win. The three long balls came on consecutive pitches over three at-bats. **Harbin** added a triple and single, and only lacked a double for the cycle. The three home runs tied a school record held by many, while his 16 total bases broke the Clemson record of 15 that was first set by **Dick Hendley** in 1951.

May 19-21, 2005 - Clemson swept #4 Miami (FL) by a combined score of 30-9 at Doug Kingsmore Stadium. It was the first time since 2002 that the Hurricanes were swept in a three-game series. In game-one, Clemson scored 11 runs in the fourth inning on its way to a 15-5 victory. The Tigers handed Cesar Carrillo his first collegiate loss in his 31st career start. The next week, the Tigers downed the Hurricanes 9-1 in the ACC Tournament, giving Clemson a 4-0 record against the Hurricanes in their first season in the ACC.

June 3-5, 2005 - The Tigers swept their way through the Clemson Regional with wins over North Carolina A&T, #22 College of Charleston, and Oral Roberts by a combined score of 26-5. **Andy D'Alessio** had the nation's highest batting average in a regional, as he earned Clemson Regional MVP honors thanks to going 7-for-9 with four doubles, a homer, and four RBIs.

June 11-13, 2005 - Clemson traveled to Texas to play #6 Baylor in the Waco Super Regional. The Tigers won game-one 4-2, but fell in the last two games by scores of 7-1 and 6-1. The Bears advanced to the College World Series.

2005 - Clemson came one win away from a trip to the College World Series. The Tigers finished in the top 20 in all three polls, with a high ranking of #13 by **Collegiate Baseball**. Clemson won 21 ACC regular-season games, finishing second in the standings. The Tigers, who were 19-9 against top-25 ranked teams, started the season 15-13, but went 28-10 the rest of the way. They did all this while playing a difficult schedule, which included 42 of its 66 games against teams that played in the NCAA Tournament. **Kris Harvey** earned first-team All-America honors and tied for second in the nation with 25 home runs. Freshman **Taylor Harbin** earned second-team All-America accolades by **Collegiate Baseball**, as he hit an ACC-best 28 doubles, also second-most in the nation.

February 6, 2006 - Clemson had its earliest #1 ranking in school history when **Baseball America** put the Tigers atop its poll.

April 22 - May 25, 2006 - Clemson had a 17-game winning streak, its longest winning streak since 1995. The streak included 15 straight victories over ACC teams.

May 18, 2006 - Clemson defeated #22 Wake Forest 26-1 at Doug Kingsmore Stadium thanks to 25 hits, including seven home runs. It set a new mark for largest margin of victory (+25) at Doug Kingsmore Stadium.

May 24-28, 2006 - Clemson captured the ACC Tournament crown in Jacksonville, FL with a 4-1 record. **Sean Clark** made a surprise start in the title game against N.C. State and pitched 8.0 masterful innings of one-run and four-hit ball in his first career start in the 8-4 victory. **Tyler Colvin** earned ACC Tournament MVP honors.

June 2-4, 2006 - Clemson won all three of its games in the Clemson Regional, with wins over North Carolina-Asheville, Elon, and Mississippi State, to advance to the super-regional round. **Taylor Harbin** was named tourney MVP.

June 9, 2006 - The Tigers won two close games in the Clemson Super Regional over #14 Oral Roberts to advance to the College World Series. **Tyler Colvin's** walkoff grand slam, the first in school history, gave the Tigers an 11-8 win in the first game, then Clemson scored three runs in the eighth inning to beat the Golden Eagles 6-5.

June 16-20, 2006 - Clemson made its 11th trip to the College World Series. It was also the Tigers 20th straight NCAA Tournament appearance. Clemson defeated Georgia Tech in its opening game, but fell to North Carolina and Cal State Fullerton.

2006 - The Tigers drew 184,946 fans for their 39 home dates, an average of 4,742 per date. **Jack Leggett** was named ACC Coach-of-the-Year after leading the Tigers to a 53-16 overall record, including a 26-9 mark against top-25 ranked teams, an ACC regular-season and tournament title, and a trip to the College World Series. Clemson finished #5 in all three major polls. **Josh Cribb** and **Andy D'Alessio** were named to **Collegiate Baseball's** All-America team. Three Tigers were named to the **NCBWA** All-America team, including **D'Alessio** and **Tyler Colvin** as first-team players, and **Cribb** on the second team. **Colvin** added a 26-game hitting streak, as Clemson had a 25-1 record during that stretch. Ten Tigers were selected in the Major League Draft, highlighted by **Colvin's** first-round pick by the Chicago Cubs.



Brad Chalk's walkoff single gave Clemson a 3-2 victory over Saint John's in its opening game of the 2007 Myrtle Beach Regional.

February 12, 2007 - Clemson moved to #1 in the **Baseball America** and **Collegiate Baseball** polls before it played its first game of the season.

March 20, 2007 - **Stephen Clyne's** streak of 31.1 consecutive innings pitched without allowing a run ended at Western Carolina. The streak comprised his final 15.1 innings pitched in 2006 and first 16.0 innings pitched in 2007.

March 25, 2007 - Clemson's 5-0 win at Maryland gave Head Coach **Jack Leggett** his 1,000th win in his 28th season as a Division I head coach. He became the 29th head coach in Division I history and second-youngest at age 53 to reach the 1,000-win mark.

April 27, 2007 - Clemson rallied for a 3-2 victory over #19 Georgia Tech at Doug Kingsmore Stadium. **Doug Hogan** led off the 11th inning with a walkoff homer. The Yellow Jackets had scored two runs in the 10th inning to break a scoreless tie, then the first two Tigers in the bottom of the 10th inning were retired. However, pinch-hitter **Alex Lee** singled, **D.J. Mitchell** struck out but reached first base on a wild pitch, and **Wilson Boyd** singled to score **Lee**. **Mitchell** later scored the tying run on a passed ball.

May 8, 2007 - In its first-ever game at West End Field in Greenville, SC, Clemson defeated Wofford 12-3 behind five home runs, including two by **Andy D'Alessio**.

May 11-13, 2007 - Clemson defeated #2 Florida State twice in three games at Tallahassee, FL. It was the Tigers' first series win at Florida State since 1993. The Seminoles entered the series with a 32-2 home record and had not lost back-to-back games all year until the Tigers won the final two games of the series.

May 26, 2007 - **David Kopp** pitched a complete game, the only by a Tiger in 2007, in Clemson's 5-1 victory over #3 Florida State in the ACC Tournament at Jacksonville, FL. The Florida native allowed just six hits, one unearned run, and no walks with seven strikeouts against the nation's best hitting team. It also came against Seminole starter Bryan Henry, who entered the game with a perfect 14-0 record but suffered his first loss of the season. The Tigers won 2-1 in the ACC Tourney, but did not advance to the finals.

June 1-4, 2007 - Clemson won all three of its games in the Myrtle Beach (SC) Regional, with one win over Saint John's and two victories over host Coastal Carolina to advance to the super-regional round. In the first game, **Brad Chalk** hit

All-Time Assistant Coaches

Year	Assistant	Assistant	Assistant
1958	Jim Partin	Don Wade	
1959	Jim Partin		
1960	Jim Partin		
1961	Bailey Hendley		
1962	Sam Poe		
1963	Coleman Glaze		
1964	Tommy Lyon		
1965	Tommy Lyon	Dick Sargent	
1966	Dale Smith	Sack Bagley	
1967	Ellis Dantzler		
1968			
1969			
1970	Bill Pate		
1971	Eddie Barbary		
1972			
1973			
1974	Bill Prophet		
1975	Kenny Bagwell		
1976	Richard Haynes		
1977	Kenny Bagwell		
1978	Turtle Thomas		
1979	Turtle Thomas	Lin Hamilton	
1980	Turtle Thomas	Lin Hamilton	
1981	Turtle Thomas	*Walker Swain	
1982	Turtle Thomas	*Walker Swain	Rod Delmonico
1983	Turtle Thomas	*Walker Swain	
1984	Turtle Thomas	*Walker Swain	Chip Reese
1985	Turtle Thomas	*Walker Swain	Chip Reese
1986	Dave Littlefield	*Jeff Gilbert	
1987	Dave Littlefield	*Joel Lepel	
1988	Dave Littlefield	*Joel Lepel	
1989	Kurt Seibert	*Joel Lepel	
1990	Kurt Seibert	*Dick Grapenthin	Randy Mazey
1991	Kurt Seibert	*Dick Grapenthin	Randy Mazey
1992	Jack Leggett	*Randy Mazey	Michael Spiers
1993	Jack Leggett	*Randy Mazey	Jim Schlossnagle
1994	Tim Corbin	*John Pawlowski	Gregg Kilby
1995	Tim Corbin	*John Pawlowski	Gregg Kilby
1996	Tim Corbin	*John Pawlowski	Kevin Erminio
1997	Tim Corbin	*John Pawlowski	Kevin Erminio
1998	Tim Corbin	*John Pawlowski	Kevin Erminio
1999	Tim Corbin	*Kevin O'Sullivan	Mike Hampton
2000	Tim Corbin	*Kevin O'Sullivan	Hank King
2001	Tim Corbin	*Kevin O'Sullivan	Shane Carley
2002	Tim Corbin	*Kevin O'Sullivan	Erik Bakich
2003	*Kevin O'Sullivan	Tom Riginos	Bradley LeCroy
2004	*Kevin O'Sullivan	Tom Riginos	Bradley LeCroy
2005	*Kevin O'Sullivan	Tom Riginos	Bradley LeCroy
2006	*Kevin O'Sullivan	Tom Riginos	Russell Triplett
2007	*Kevin O'Sullivan	Tom Riginos	Toby Bicknell

* - pitching coach

a two-out, run-scoring single in the ninth inning to give Clemson the walkoff win after it trailed 2-1 entering the bottom of the ninth inning. Four Tigers had at least three hits apiece in each of the two wins over the Chanticleers. **Andy D'Alessio** was named regional MVP.

June 8, 9, 2007 - The Tigers lost two close games at Mississippi State by scores of 8-6 and 8-5 in the Starkville (MS) Super Regional in front of 26,335 combined fans.

2007 - Clemson averaged 4,810 fans for its 34 home dates and had 163,537 fans in all visit Doug Kingsmore Stadium. **Marquez Smith** was the Tigers' lone First-Team All-ACC selection after Clemson had a 41-23 overall record and 18-12 mark in ACC regular-season games. Clemson finished ranked in the top 15 in all three major polls. **Andy D'Alessio** tied the school record with 59 career home runs. **Brad Chalk** had a streak of 50 straight games reaching base via a hit, walk, or hit-by-pitch that started in 2006 and ended in 2007. Eleven Tigers were selected in the Major League Draft, highlighted by **Daniel Moskos**, who was the #4 overall pick of the draft. Five Tigers were selected in the top-three rounds as well.



In his 36 years as a head coach, all in Tigertown, Bill Wilhelm posted a 1,161-536-10 mark, making him the fifth-winningest coach in the history of college baseball at the time of his retirement. Wilhelm has earned his place among the true legends of the college game.



Serving as head baseball coach at one school for your entire career is quite an accomplishment. Having 36 seasons under your belt is an even greater accomplishment. But spending your entire 36-year career at one school and never having a losing season is incredible. That is one of just many accomplishments for the former Tiger coach.

Wilhelm coached his first game at Clemson, a 7-5 win against Michigan State, on March 24, 1958, and the victories never stopped during his 36 years and 1,707 games coached.

Wilhelm had five different teams record at least 50 wins, but his 1993 and last edition may have been his most overachieving squad. The ACC Tourney proved to be magic, as the Tigers went through the five-day tourney with a 5-1 record, including a come-from-behind 11-7 win over N.C. State in the title game.

Clemson received a #2 seed in the Mideast Regional in Knoxville, TN, the sixth-straight year the Tigers were a #1 or #2 seed heading into NCAA postseason action. During play in the regional, the 1993 Tigers set the Clemson record for wins against top-25 teams in a season with 13, so the 45 wins were accomplished against a standout schedule. Thirty-two of the 65 games were against teams that

participated in the NCAA Tournament.

Although he had many rewarding years at Clemson, the 1991 season was his most successful in terms of wins. The Tigers ran up a 60-10 record that season, the best record in the nation, captured the ACC regular-season title, swept the ACC Tourney and the NCAA Northeast Regional, and earned a berth to the College World Series. That number of wins set a league record for victories in a season, breaking the old record of 54, set by the 1987 and 1988 teams.

Wilhelm's team of 1991 ranked #4 in **Baseball America's** final poll. The trip to Omaha marked the sixth of his coaching career, and the Tigers' ACC title was his 10th as head coach. He was named District III Diamond

All-Time Winningest Division I Coaches							
Rk	Head Coach	Current/Last School	Seasons	W	L	T	Pct.
1.	* Gene Stephenson	Wichita State	30	1605	533	3	.750
2.	* Augie Garrido	Texas	36	1543	693	7	.689
3.	* Mike Martin	Florida State	28	1484	506	4	.745
4.	Cliff Gustafson	Texas	29	1427	373	2	.792
5.	* Ron Polk	Mississippi State	34	1350	669	2	.668
6.	Rod Dedeaux	Southern California	44	1342	597	16	.691
7.	Bob Bennett	Fresno State	34	1300	757	8	.631
8.	* Mark Marquess	Stanford	31	1285	645	5	.665
9.	Ron Fraser	Miami (FL)	30	1267	440	9	.741
10.	Jack Stallings	Georgia Southern	39	1255	799	10	.610
11.	Larry Cochell	Oklahoma	35	1235	762	3	.618
12.	Jim Dietz	San Diego State	31	1230	751	18	.620
13.	Richard Jones	Illinois	36	1214	719	6	.628
14.	Bill Wilhelm	Clemson	36	1161	536	10	.683
	Norm DeBriyn	Arkansas	33	1161	650	6	.641
16.	Jack Coffey	Fordham	47	1160	482	13	.705
17.	Chuck Brayton	Washington State	33	1158	525	6	.687
18.	* Jim Morris	Miami (FL)	26	1146	489	4	.700
19.	* Jay Bergman	Central Florida	29	1121	632	1	.639
20.	Jim Brock	Arizona State	23	1099	441	1	.713

* - active; Note: Records are through the 2007 season; only includes records as a head coach at a Division I school.

those occasions. He had 10 consecutive years (1973-82) where the Tigers either won the ACC regular-season or tournament title.

Wilhelm, a native of China Grove, NC, played at N.C. State for two years before signing with the Saint Louis Cardinals in June of 1950. After one year of pro baseball, he entered military service, where he spent two years. He played service ball and spent two more years in the professional ranks before going back to college. He entered Catawba (Salisbury, NC) and received his degree in January of 1957.

Upon graduation, Wilhelm began work on his master's degree at North Carolina. At the same time, he served as an assistant coach for the Tar Heels under Head Coach Walter Rabb and played catcher for Greensboro in the Carolina League. In August of 1958, Wilhelm received his graduate degree from North Carolina while he served as head coach at Clemson. He coached the Tigers to the College World Series each of his first two seasons with the program.

In the spring of 1957, when North Carolina played at Clemson, Tiger Athletic Director Frank Howard asked Rabb to recommend a new baseball coach for Clemson so that the Tigers' head coach (Bob Smith) could become a full-time football coach. Howard took Rabb's advice and hired Wilhelm.

Wilhelm's Milestone Wins

Win	Date	Opponent	Score
1	3-24-1958	Michigan State	7-5
100	4-2-1960	Georgia	11-10
200	4-16-1968	South Carolina	6-5
300	3-17-1972	Georgia Southern	2-1
400	3-11-1976	Maryland	6-0
500	4-12-1978	Newberry	6-1
600	3-14-1981	Winthrop	9-5
700	3-12-1984	Marshall	8-1
800	5-5-1986	South Carolina	7-6
900	4-21-1988	Georgia Tech	7-4
1000	4-29-1990	Georgia Tech	17-10
1100	4-8-1992	South Carolina	5-3
1161	5-29-1993	Fresno State	10-3

Note: Home games in **bold**.

wins are one of the highest victory totals in any sport by an ACC head coach. He posted a record of 450-188-1 against ACC teams, a 70.5-percent winning mark. That figure includes the ACC Tourney and regular-season games that did not count in the ACC standings. In regular-season play against the league, Wilhelm had a 381-158-1 mark, a 70.6 winning percentage.

The Tigers have captured 14 ACC titles outright, more than any other team, and Wilhelm was the mentor for 11 of them. Clemson has either won or tied for the regular-season title 23 times, and Wilhelm was the head coach on 19 of

Wilhelm's Accomplishments

- 1161-536-10 in 36 seasons at Clemson (1958-93)
- 5 seasons of at least 50 wins
- 6 NCAA District Championships
- 6 trips to the College World Series
- 7 ACC Tournament titles (tournament started in 1973)
- 11 ACC Championships
- 16 top-25 seasons
- 17 NCAA Regional appearances
- 19 ACC regular-season championships (including ties)
- 20 All-Americans
- 27 players went on to play in the Major Leagues
- 34 players chosen to the NCAA All-District team
- 36 consecutive years without a losing season
- 88 players chosen First-Team All-ACC
- 100 players signed professional contracts



Bill Wilhelm is tied for 14th in NCAA Division I history with 1,161 career victories, all with the Clemson program, from 1958-93.

Year-By-Year Team Records



Head Coach	Year	W	L	T	Pct.
R.T.V. Bowman	1896	0	2	0	.000
	1897	No Team			
R.T.V. Bowman	1898	2	4	0	.333
Unknown	1899	4	3	0	.571
Unknown	1900	8	2	0	.800
John Heisman	1901	10	2	1	.808
John Heisman	1902	9	3	0	.750
John Heisman	1903	9	1	0	.900
John McMakin	1904	8	6	1	.567
John McMakin	1905	6	8	1	.433
Phillip Sitton					
John McMakin	1906	6	10	1	.382
Frank Shaughnessy	1907	9	7	1	.559
Robert Lynch	1908	6	11	0	.353
Jesse Reynolds	1909	10	12	0	.455
Joe Holland	1910	10	11	0	.476
Frank Dobson	1911	13	10	0	.565
Frank Dobson	1912	11	6	0	.647
Frank Dobson	1913	13	5	0	.722
Coach Robertson	1914	16	6	0	.727
Vet Sitton	1915	13	7	0	.650
Vet Sitton	1916	13	11	1	.540
Country Morris	1917	13	13	0	.500
Edward Donahue	1918	11	6	0	.647
Edward Donahue	1919	6	15	1	.295
Country Morris	1920	4	15	0	.210
Larry Conover	1921	5	14	0	.263
L.V.H. Durfee	1922	11	8	0	.579
L.V.H. Durfee	1923	12	6	1	.658
L.V.H. Durfee	1924	6	10	0	.375
Thomas May	1925	11	14	0	.440
Cul Richards	1926	8	11	0	.420
Tink Gillam	1927	11	13	1	.460
Joe Guyon	1928	12	9	2	.565
Joe Guyon	1929	15	11	1	.574
Joe Guyon	1930	9	14	0	.391
Joe Guyon	1931	6	2	0	.750
Jess Neely	1932	14	6	0	.700
Jess Neely	1933	11	11	0	.500
Jess Neely	1934	8	8	1	.500
Jess Neely	1935	16	7	1	.688
Jess Neely	1936	6	11	0	.353
Jess Neely	1937	7	12	0	.368
Jess Neely	1938	6	12	0	.333
Randy Hinson	1939	10	7	0	.588



John Heisman



Joe Guyon



Jess Neely

Randy Hinson	1940	12	2	2	.813
Tom Rogers	1941	10	6	0	.625
Tom Rogers	1942	8	8	0	.500
Frank Howard	1943	12	3	0	.800
	1944	No Team			
Walter Cox	1945	7	6	0	.538
Randy Hinson	1946	12	5	0	.706
Randy Hinson	1947	24	5	0	.828
Walter Cox	1948	14	12	1	.537
Walter Cox	1949	11	12	0	.478
Walter Cox	1950	20	11	0	.625
Walter Cox	1951	18	7	0	.720
Bob Smith	1952	10	12	0	.455
Bob Smith	1953	11	6	0	.647



Randy Hinson

Head Coach	Year	W	L	T	Pct.	ACC	Finish	BA-CB-SW
Bob Smith	*1954	14	10	0	.583	8-4	1st	
Bob Smith	1955	7	11	0	.389	5-9	7th	
Bob Smith	1956	4	14	2	.250	2-10-2	7th	
Bob Smith	1957	6	12	0	.333	3-11	8th	
Bill Wilhelm	*1958	22	8	0	.733	12-3	1st	
Bill Wilhelm	*1959	24	8	0	.750	11-3	1st	NP-7-NP
Bill Wilhelm	1960	11	10	1	.523	7-6	4th	
Bill Wilhelm	1961	12	11	0	.522	6-8	5th	
Bill Wilhelm	1962	17	8	0	.680	8-6	T-3rd	
Bill Wilhelm	1963	15	11	0	.577	9-5	T-2nd	
Bill Wilhelm	1964	13	13	0	.500	6-7	T-4th	
Bill Wilhelm	1965	18	10	2	.663	9-5	2nd	
Bill Wilhelm	1966	20	7	2	.724	9-4	2nd	
Bill Wilhelm	*1967	29	9	0	.763	11-2	1st	NP-7-NP
Bill Wilhelm	1968	27	14	0	.659	11-7	4th	
Bill Wilhelm	1969	27	17	2	.609	12-8-1	3rd	
Bill Wilhelm	1970	32	16	0	.667	14-8	2nd	NP-18-NP
Bill Wilhelm	1971	27	14	0	.659	10-5	2nd	NP-22-NP
Bill Wilhelm	1972	19	15	0	.559	6-7	5th	
Bill Wilhelm	1973	24	16	0	.600	10-2	T-1st	
Bill Wilhelm	1974	23	15	0	.605	10-1	1st	
Bill Wilhelm	1975	33	10	0	.767	10-2	T-1st	NP-25-NP
Bill Wilhelm	*1976	36	15	0	.706	10-2	1st	NP-5-NP
Bill Wilhelm	1977	42	10	0	.808	9-1	1st	NP-5-NP
Bill Wilhelm	*1978	39	14	0	.736	10-2	1st	NP-25-NP
Bill Wilhelm	*1979	40	15	0	.727	10-1	1st	NP-9-NP
Bill Wilhelm	*1980	38	21	0	.644	6-5	3rd	NP-4-NP
Bill Wilhelm	*1981	34	24	0	.586	10-4	T-1st	
Bill Wilhelm	1982	37	22	0	.627	10-2	1st	
Bill Wilhelm	1983	30	20	1	.598	6-5	3rd	
Bill Wilhelm	1984	38	17	0	.691	12-2	T-1st	
Bill Wilhelm	1985	36	30	1	.545	9-4	T-1st	
Bill Wilhelm	1986	42	21	0	.667	9-4	3rd	
Bill Wilhelm	1987	54	14	1	.790	16-5	2nd	10-10-NP
Bill Wilhelm	1988	54	14	0	.794	18-2	1st	15-21-NP
Bill Wilhelm	*1989	50	20	0	.714	13-5	2nd	14-14-NP
Bill Wilhelm	1990	43	23	0	.651	14-6	2nd	
Bill Wilhelm	*1991	60	10	0	.857	18-3	1st	4-8-NP
Bill Wilhelm	1992	50	14	0	.781	19-5	1st	7-10-NP
Bill Wilhelm	*1993	45	20	0	.692	11-11	5th	17-17-16
Jack Leggett	*1994	57	18	0	.760	20-4	1st	4-9-9
Jack Leggett	1995	54	14	0	.794	20-4	1st	8-8-8
Jack Leggett	1996	51	17	0	.750	17-7	2nd	5-4-4
Jack Leggett	1997	41	23	0	.641	13-10	4th	NR-NR-24
Jack Leggett	1998	43	16	0	.729	14-9	T-2nd	21-23-19
Jack Leggett	1999	42	27	0	.609	13-10	3rd	17-13-14
Jack Leggett	2000	51	18	0	.739	17-7	2nd	7-6-5
Jack Leggett	2001	41	22	0	.650	17-7	2nd	17-13-14
Jack Leggett	2002	54	17	0	.761	16-8	4th	3-3-3
Jack Leggett	2003	39	22	0	.639	15-9	T-3rd	
Jack Leggett	2004	39	26	0	.600	14-10	T-4th	
Jack Leggett	2005	43	23	0	.652	21-9	2nd	14-13-16
Jack Leggett	*2006	53	16	0	.768	24-6	^1st	5-5-5
Jack Leggett	2007	41	23	0	.641	18-12	^2nd	15-12-13
Totals	110 seasons	2404	1322	29	.644	638-304-3		

* - ACC Champion; ^ - Atlantic Division; Note: No Baseball America poll prior to 1981; no Sports Weekly poll prior to 1993.

Coaching Records

Head Coach	Years	W	L	T	Pct.	Overall	W	L	T	Pct.
R.T.V. Bowman	(2) 1896,98						2	6	0	.250
Unknown	(2) 1899,00						12	5	0	.706
John Heisman	(3) 1901-03						28	6	1	.814
John McMakin	(3) 1904-06						20	24	3	.457
Frank Shaughnessy	(1) 1907						9	7	1	.559
Robert Lynch	(1) 1908						6	11	0	.353
Jesse Reynolds	(1) 1909						10	12	0	.455
Joe Holland	(1) 1910						10	11	0	.476
Frank Dobson	(3) 1911-13						37	21	0	.638
Coach Robertson	(1) 1914						16	6	0	.727
Vet Sitton	(2) 1915,16						26	18	1	.589
Country Morris	(2) 1917,20						17	28	0	.378
Edward Donahue	(2) 1918,19						17	21	1	.449
Larry Conover	(1) 1921						5	14	0	.263
L.V.H. Durfee	(3) 1922-24						29	24	1	.546
Thomas May	(1) 1925						11	14	0	.440
Cul Richards	(1) 1926						8	11	0	.421
Tink Gillam	(1) 1927						11	13	1	.460
Joe Guyon	(4) 1928-31						42	36	3	.537
Jess Neely	(7) 1932-38						68	67	2	.504
Randy Hinson	(4) 1939,40,46,47						58	19	2	.747
Tom Rogers	(2) 1941,42						18	14	0	.563
Frank Howard	(1) 1943						12	3	0	.800
Walter Cox	(5) 1945,48-51						70	48	1	.592
Bob Smith	(6) 1952-57	18	34	2	.352		52	65	2	.445
Bill Wilhelm	(36) 1958-93	381	158	1	.706		1161	536	10	.683
Jack Leggett	(14) 1994-07	239	112	0	.681		649	282	0	.697
Totals	110 seasons	638	304	3	.677		2404	1322	29	.644



All-Time Results

1896 (0-2)

Head Coach: R.T.V. Bowman (1st)

Date	St	W-L	Score	Opponent
4/24	H	L	13-20	Furman
5/9	A	L	11-14	Furman

1897 (No Team)

1898 (2-4)

Head Coach: R.T.V. Bowman (2nd)

Date	St	W-L	Score	Opponent
4/8	A	L	4-10	Erskine
4/9	A	W	6-1	Erskine
4/16	A	L	2-5	Furman
4/23	H	W	14-3	Furman
5/7	A	L	4-13	Wofford
5/14	H	L	14-15	Furman

1899 (4-3)

Head Coach: Unknown

Date	St	W-L	Score	Opponent
3/29	H	L	3-14	Cornell
4/1	A	L	5-6	Wofford
4/8	N1	W	6-2	Erskine
4/28	A	L	4-9	Erskine
5/11	A	W	11-3	College of Charleston
5/12	A	W ⁽⁸⁾	21-8	South Carolina
5/20	H	W	11-3	College of Charleston

N1 - Anderson, SC

1900 (8-2)

Head Coach: Unknown

Date	St	W-L	Score	Opponent
3/27	H	W	9-7	Cornell
4/7	N1	W	6-2	Erskine
4/14	A	W	5-1	Furman
4/20	N2	L	7-13	Erskine
4/27	H	L	0-6	Wofford
5/7	H	W	12-0	College of Charleston
5/9	H	W	9-0	The Citadel
5/11	A	W	2-1	Newberry
5/12	A	W	5-4	South Carolina
5/16	A	W	13-3	Georgia

N1 - Anderson, SC; N2 - Greenwood, SC

1901 (10-2-1)

Head Coach: John Heisman (1st)

Date	St	W-L	Score	Opponent
3/29	H	W	8-0	Auburn
3/30	H	W	11-4	Auburn
4/6	N1	L	0-14	North Carolina
4/12	A	L	6-7	Mercer
4/13	A	W	6-3	Mercer
4/23	H	W	25-2	Georgia
4/26	H	W	7-5	Wofford
4/30	H	W	14-1	Wake Forest
5/3	A	W	8-5	Wofford
5/8	H	T ⁽⁸⁾	2-2	North Carolina
5/9	H	W	17-2	The Citadel
5/10	A	W ⁽⁸⁾	15-8	Erskine
5/11	A	W	12-4	South Carolina

N1 - Charlotte, NC

1902 (9-3)

Head Coach: John Heisman (2nd)

Date	St	W-L	Score	Opponent
3/29	N1	L	5-16	North Carolina
4/1	H	W	10-2	Hobart
4/3	H	W ⁽⁸⁾	6-2	Cornell
4/5	N2	W ⁽⁷⁾	9-0	Virginia Tech
4/7	A	W	4-2	The Citadel
4/11	H	W	11-3	Mercer
4/12	A	L	4-12	Georgia Tech
4/17	H	L	1-2	Georgia
4/25	A	W	1-0	Newberry
4/26	A	W	3-1	South Carolina
5/9	A	W	11-3	Furman
5/13	H	W	6-3	Wofford

\$ - forfeited in 7th with Clemson ahead 25-0; N1 - Charlotte, NC; N2 - Charleston, SC



John Heisman, a name synonymous with college football, coached the Tiger baseball team to a 28-6-1 (.814) record from 1901-03. His winning percentage is still the highest in Clemson baseball history.

1903 (9-1)

Head Coach: John Heisman (3rd)

Date	St	W-L	Score	Opponent
4/4	H	W	11-0	Davidson
4/10	A	W	13-8	Georgia
4/11	A	W	5-1	Georgia Tech
4/13	A	W ⁽⁶⁾	3-0	Auburn
4/14	A	W	5-3	Mercer
4/18	H	L	2-5	Erskine
4/21	H	W	18-3	Wake Forest
5/1	A	W	10-4	Wofford
5/6	A	W	6-5	Newberry
5/11	H	W	11-1	Wofford

1904 (8-6-1)

Head Coach: John McMakin (1st)

Date	St	W-L	Score	Opponent
3/28	H	T	2-2	Newberry
4/2	A	W	5-3	Erskine
4/9	H	L	1-2	Furman
4/12	H	L	3-5	Wofford
4/18	N1	L	3-6	Davidson
4/19	A	W	15-1	Belmont Abbey
4/22	A	W	4-1	Georgia Tech
4/23	A	L	3-4	Georgia Tech
4/23	A	L ⁽¹²⁾	3-6	Georgia
4/27	A	L ⁽¹⁰⁾	2-4	Wofford
4/29	A	W	7-5	Mercer
4/30	A	W	12-4	Mercer
5/6	N2	W	11-1	Erskine
5/7	N2	W	15-8	Duke
5/14	H	W	11-1	Georgia Tech

N1 - Charlotte, NC; N2 - Anderson, SC

1905 (6-8-1)

Head Coach: John McMakin (2nd)

Date	St	W-L	Score	Opponent
4/1	H	L	2-3	Georgia
4/8	H	W ⁽⁷⁾	8-3	Erskine
4/12	H	W ⁽¹¹⁾	4-3	Duke
4/14	A	L	0-2	Mercer
4/15	A	W	6-1	Mercer
4/22	A	L	4-5	Georgia Tech ⁽¹⁾
4/22	A	W	5-3	Georgia Tech ⁽²⁾
5/1	A	L	1-3	Newberry
5/3	A	W	10-4	Wofford
5/5	A	L	1-8	Furman
5/6	A	W	10-5	Erskine
5/10	H	L	1-2	Furman
5/13	A	L	2-5	Georgia
5/19	A	L	6-8	Furman
5/20	N1	T	3-3	Wofford

N1 - Anderson, SC

1906 (6-10-1)

Head Coach: John McMakin (3rd)

Date	St	W-L	Score	Opponent
3/24	A	L	1-3	Georgia Tech
3/31	A	L	2-9	Georgia ⁽¹⁾
3/31	A	L	3-4	Georgia ⁽²⁾
4/7	H	L	6-7	Furman
4/12	H	W	13-4	Duke
4/20	A	L	0-4	Mercer
4/21	A	T ⁽¹³⁾	3-3	Mercer
4/25	A	W	9-2	Wofford
4/26	N1	W	8-0	Presbyterian
4/27	N1	W	11-5	Furman
4/28	A	L	3-6	Newberry
4/30	H	L	0-6	Georgia Tech
5/4	N2	L	0-7	Duke
5/5	A	L	3-4	Furman
5/11	H	W	19-5	Wofford
5/12	N3	W	7-1	Wofford
5/19	H	L	2-4	Newberry

N1 - Greenwood, SC; N2 - Charlotte, NC; N3 - Anderson, SC

1907 (9-7-1)

Head Coach: Frank Shaughnessy (1st)

Date	St	W-L	Score	Opponent
3/23	A	W	15-1	Presbyterian
3/30	H	W	4-2	South Carolina
4/5	A	L	2-4	Georgia Tech
4/6	A	T	2-2	Georgia Tech
4/12	H	W	8-0	Presbyterian
4/13	A	W	7-5	Georgia
4/18	H	L	1-3	Erskine
4/20	H	L	0-2	Georgia
4/25	A	W	10-1	Wofford
4/26	N1	L	2-10	Furman
4/27	A	W	5-1	Newberry
4/29	A	L	2-6	South Carolina
4/30	A	L	2-5	Erskine
5/3	N2	L	4-5	Duke
5/4	N2	W	3-0	Duke
5/11	A	W	11-8	Furman
5/18	H	W	7-1	Newberry

N1 - Greenwood, SC; N2 - Charlotte, NC

1908 (6-11)

Head Coach: Robert Lynch (1st)

Date	St	W-L	Score	Opponent
3/28	H	W	7-2	Presbyterian
4/3	A	L	2-4	Georgia Tech
4/4	A	L ⁽¹¹⁾	4-5	Georgia Tech
4/9	H	L	2-4	South Carolina
4/11	H	W	11-1	Furman

4/14	H	L	4-6	Wofford
4/17	H	W	5-4	Erskine
4/23	A	L	7-8	Newberry
4/24	N1	W	8-2	Furman
4/30	A	L	2-4	Wofford
5/1	N2	L	3-5	Duke
5/2	N3	L	0-1	Duke
5/8	A	L	0-8	Georgia
5/9	A	L	0-6	Georgia ⁽¹⁾
5/9	A	L	0-7	Georgia ⁽²⁾

5/13 H W 4-3 Newberry

5/16 A W 4-2 Newberry

N1 - Greenwood, SC; N2 - Charlotte, NC; N3 - Winston-Salem, NC

1909 (10-12)

Head Coach: Jesse Reynolds (1st)

Date	St	W-L	Score	Opponent
3/29	H	W	5-4	Riverside Military
4/2	H	W	2-0	Georgia
4/3	H	W	10-3	Georgia
4/5	H	W	15-4	North Georgia
4/6	H	L	2-6	North Georgia
4/7	H	W	6-3	Erskine
4/10	A	W	7-6	Furman
4/14	A	L	2-4	Riverside Military
4/15	A	L	3-5	Gordon Military
4/16	A	W	7-4	Mercer
4/17	A	L	2-6	Mercer
4/21	H	L	7-8	Duke
4/22	A	L	2-3	Wofford
4/24	N1	L	1-4	Duke ⁽¹⁾
4/24	N1	L	0-1	Duke ⁽²⁾
4/29	A	L	0-3	Newberry
4/30	N2	L	5-6	Furman
5/1	A	L	0-3	Erskine
5/4	H	W	6-2	Wofford
5/7	A	L	0-3	South Carolina
5/8	A	W	4-2	South Carolina
5/11	H	W	8-2	Newberry

N1 - Chester, SC; N2 - Greenwood, SC

1910 (10-11)

Head Coach: Joe Holland (1st)

Date	St	W-L	Score	Opponent
3/25	H	L	1-8	Erskine
3/26	H	W	4-0	Erskine
3/28	H	W	4-2	Riverside Military
4/1	A	W	1-0	Georgia
4/2	A	L	0-5	Georgia
4/8	H	W	2-1	Duke
4/9	H	L	3-14	Duke
4/14	A	W	8-1	Wofford ⁽¹⁾
4/14	A	W	5-4	Wofford ⁽²⁾
4/15	A	L	4-8	Newberry
4/16	A	W	5-3	Newberry
4/22	H	W	5-0	Furman
4/23	H	W ⁽¹¹⁾	3-2	Furman
4/29	N1	W	6-5	Erskine ⁽¹⁾
4/29	N1	L ⁽¹¹⁾	2-3	Erskine ⁽²⁾
4/30	A	L	6-8	Presbyterian
5/13	A	L	0-5	Georgia Tech
5/14	A	L ⁽⁷⁾	0-4	Georgia Tech ⁽¹⁾
5/14	A	L ⁽⁷⁾	3-11	Georgia Tech ⁽²⁾
5/16	A	L	2-4	Mercer
5/17	A	L	1-9	Mercer

N1 - Greenwood, SC

1911 (13-10)

Head Coach: Frank Dobson (1st)

Date	St	W-L	Score	Opponent
3/27	H	L	2-5	Georgia
3/28	H	L	0-3	Georgia
3/31	A	W	2-1	Erskine
4/1	A	W	8-3	Erskine
4/3	H	W	6-3	College of Charleston
4/7	A	W	4-0	Furman
4/14	H	W	2-1	Newberry
4/15	H	W	3-2	Newberry
4/21	H	W	6-0	Presbyterian

4/22	H	W	6-2	Presbyterian
4/26	A	W	8-5	Wofford
4/27	N1	L	0-7	Duke ⁽¹⁾
4/27	N1	L	5-9	Duke ⁽²⁾
4/28	A	W	6-1	College of Charleston
4/29	A	W	3-0	The Citadel
5/1	A	W	6-4	Furman
5/5	H	W	6-0	Wofford
5/6	H	L	2-3	Wofford
5/10	A	L ⁽⁸⁾	0-6	Mercer ⁽¹⁾
5/10	A	L ⁽⁷⁾	5-11	Mercer ⁽²⁾
5/12	A	L ⁽¹²⁾	6-7	Auburn
5/13	A	L ⁽⁸⁾	4-5	Auburn ⁽¹⁾
5/13	A	L	2-3	Auburn ⁽²⁾

N1 - Sumter, SC

1912 (11-6)

Head Coach: Frank Dobson (2nd)

Date	St	W-L	Score	Opponent
3/29	A	L	0-8	Georgia
3/30	A	L	1-5	Georgia
4/3	H	W	6-0	College of Charleston
4/5	H	W	6-3	Erskine
4/6	H	W	4-3	Erskine
4/12	A	W	6-4	Georgia Tech
4/13	A	L	2-4	Georgia Tech
4/19	H	W	8-3	Furman
4/24	A	L ⁽¹⁰⁾	2-3	Wofford
4/25	A	W	4-2	Wofford
4/26	A	W	4-3	Newberry
4/27	A	L	1-4	Newberry
5/3	A	W	3-2	Presbyterian
5/4	A	W	5-1	Presbyterian
5/6	H	W	2-1	Auburn
5/7	H	W	4-3	Auburn
5/8	H	L	0-4	Auburn

1913 (13-5)

Head Coach: Frank Dobson (3rd)

Date	St	W-L	Score	Opponent
3/28	A	L	0-3	Georgia Tech
3/29	A	L	1-3	Georgia Tech
4/4	H	W	10-8	Georgia
4/5	H	L	4-10	Georgia
4/8	A	W	9-3	Furman
4/12	A	W	3-2	Erskine
4/15	H	W	5-0	\$ Erskine
4/18	H	W	5-1	Presbyterian
4/25	H	L	1-6	Wake Forest
4/26	H	W	4-0	Furman
4/30	A	W	14-5	Wofford
5/1	A	W	9-0	Wofford
5/2	A	W	11-1	Presbyterian
5/3	A	W	10-3	Newberry
5/5	H	W	6-5	Newberry
5/8	A	L	3-9	Auburn
5/9	A	W	18-4	Auburn
5/10	A	W	5-3	Auburn

\$ - no-hit game

1914 (16-6)

Head Coach: Coach Robertson (1st)

Date	St	W-L	Score	Opponent
3/27	A	W	6-3	Georgia
3/28	A	L ⁽¹¹⁾	6-7	Georgia
4/3	H	W ⁽¹¹⁾	2-1	Erskine
4/4	H	W ⁽⁷⁾	8-0	Erskine
4/10	A	W ⁽¹⁰⁾	7-3	Mercer
4/11	A	L	5-7	Mercer
4/15	H	W	6-5	Wofford
4/16	H	W	5-0	The Citadel
4/18	H	W	5-1	Furman
4/21	A	L	9-10	Furman
4/24	N1	W	9-1	Erskine ⁽¹⁾
4/24	N1	W	6-0	Erskine ⁽²⁾
4/29	A	W	7-3	Presbyterian
4/30	A	W	6-2	Presbyterian
5/1	A	W	7-4	Newberry
5/2	A	W	15-9	Newberry
5/6	A	L	6-7	Wofford

5/7	A	W	7-6	Wofford
5/9	A	W	5-1	Furman
5/14	H	L	4-5	Auburn
5/15	H	W	13-5	Auburn
5/16	H	L	2-6	Auburn

N1 - Rock Hill, SC

1915 (13-7)

Head Coach: Vet Sitton (1st)

Date	St	W-L	Score	Opponent
3/26	N1	W	3-2	Furman
4/3	H	W	10-2	Furman
4/9	A	L	1-2	Erskine
4/10	A	L	6-8	Erskine
4/13	H	W	7-4	Richmond
4/14	A	W	7-4	Wofford
4/15	A	W	12-1	Wofford
4/17	H	W	13-3	The Citadel
4/27	H	W	8-2	Presbyterian
4/28	H	W	2-1	Presbyterian
4/30	H	L	3-6	Georgia
5/1	H	L	3-9	Georgia
5/8	A	L	3-10	Auburn ⁽¹⁾
5/8	A	L ⁽⁷⁾	1-3	Auburn ⁽²⁾
5/8	A	L ⁽⁷⁾	0-2	Auburn ⁽³⁾
5/13	H	W	18-7	Newberry
5/14	H	W	14-1	Newberry
5/15	A	W	10-1	Furman
5/17	N2	W	8-2	Furman
5/18	N2	W	5-3	Furman

N1 - Anderson, SC; N2 - Greenwood, SC

1916 (13-11-1)

Head Coach: Vet Sitton (2nd)

Date	St	W-L	Score	Opponent
3/27	H	W	4-2	\$ West Virginia Wesleyan
3/29	H	L	2-3	Erskine
4/4	H	W	6-0	Wofford
4/8	A	W	12-3	Erskine
4/11	H	W	4-2	The Citadel
4/12	H	W	16-1	The Citadel
4/13	H	W	11-1	Virginia Tech
4/14	H	L	3-4	Virginia Tech
4/18	A	W	7-0	Wofford
4/19	A	L	3-4	Furman
4/21	A	L	1-4	Georgia
4/22	A	L ⁽¹¹⁾	4-6	Georgia
4/24	N1	L	2-3	Wofford
4/25	N1	T ⁽¹⁷⁾	0-0	Furman
4/27	A	W	16-6	Duke
4/28	A	L	4-5	Duke
4/29	A	W	2-0	# Virginia Military
5/1	A	L	7-10	Virginia Tech
5/5	N1	W	5-4	Auburn
5/6	H	L	1-9	Auburn ⁽¹⁾
5/6	H	L	1-3	Auburn ⁽²⁾
5/8	H	W	3-0	Duke

1917 (13-13)

Head Coach: Country Morris (1st)

Date	St	W-L	Score	Opponent
3/28	H	L	3-9	West Virginia Wesleyan
3/29	H	L	5-6	West Virginia Wesleyan
3/30	H	W	2-1	Erskine
3/31	A	W	3-0	Erskine
4/2	A	L	1-2	South Carolina
4/3	A	W	18-2	South Carolina
4/6	H	W	2-1	Wofford
4/7	H	W	9-2	Oglethorpe
4/10	H	W	15-1	Furman
4/13	A	L ⁽¹³⁾	0-1	Presbyterian
4/14	A	W	6-3	Newberry
4/16	H	W	4-2	South Carolina
4/17	H	W	6-3	South Carolina
4/20	N1	W	2-1	Georgia
4/21	N1	L	2-3	Georgia
4/25	H	L	2-3	Georgia Tech
4/26	H	L	1-5	Georgia Tech
5/4	A	L	0-7	Auburn
5/5	A	L	3-8	Auburn
5/6	A	W ⁽⁷⁾	7-4	Auburn
5/8	A	L	3-5	Mercer ⁽¹⁾
5/8	A	L ⁽⁷⁾	1-2	Mercer ⁽²⁾
5/9	A	L	2-8	Georgia
5/12	H	L	1-2	Newberry
5/17	A	W	1-0	Wofford
5/18	A	W	7-5	Wofford

N1 - Anderson, SC

1918 (11-6)

Head Coach: Edward Donahue (1st)

Date	St	W-L	Score	Opponent
4/5	H	L	1-2	North Carolina
4/10	H	W ⁽¹¹⁾	4-3	Wofford
4/12	H	L	2-3	Oglethorpe
4/13	H	W	7-6	Oglethorpe
4/16	H	W	7-2	Wake Forest
4/20	A	W	8-3	Furman
4/23	H	W	6-5	Georgia
4/24	H	L	0-2	Georgia
4/27	H	W	3-2	Erskine
5/2	H	L	1-2	Guilford
5/3	H	L	2-5	Guilford
5/6	A	W	8-3	Oglethorpe
5/7	A	W	7-3	Oglethorpe
5/9	H	W ⁽⁸⁾	7-0	Furman
5/16	A	W	3-0	Wofford
5/17	A	W	3-2	South Carolina
5/18	A	L ⁽¹²⁾	2-3	South Carolina

1919 (6-15-1)

Head Coach: Edward Donahue (2nd)

Date	St	W-L	Score	Opponent
3/25	H	L	0-2	Furman
4/5	A	L	0-5	Georgia Tech ⁽¹⁾
4/5	A	L ⁽⁷⁾	3-9	Georgia Tech ⁽²⁾
4/7	A	L	0-1	Georgia
4/10	A	L	0-9	Georgia
4/12	H	L	4-6	Newberry
4/14	H	L	2-8	Duke
4/15	H	L ⁽¹²⁾	1-3	Duke
4/18	H	L	2-8	Alabama
4/19	H	W ⁽¹¹⁾	4-3	Alabama
4/23	H	L	6-7	Georgia
4/24	H	T ⁽¹¹⁾	2-2	Georgia
4/25	H	L	1-2	South Carolina
4/26	H	W	8-2	South Carolina
4/28	H	L	1-2	Presbyterian
5/1	N1	L	1-6	Erskine
5/6	H	L	7-10	Wofford
5/9	H	W	8-3	The Citadel
5/14	A	L	0-3	Erskine
5/15	A	W	3-1	Newberry
5/16	A	W	4-0	South Carolina
5/17	A	W	1-0	South Carolina

N1 - Anderson, SC

1920 (4-15)

Head Coach: Country Morris (2nd)

Date	St	W-L	Score	Opponent
4/2	H	L	2-6	Georgia
4/3	H	L	0-3	Georgia
4/5	H	L ⁽⁷⁾	0-10	Auburn
4/6	H	L	2-15	Auburn
4/10	A	L ⁽¹²⁾	4-5	Furman
4/15	A	L	0-1	Newberry
4/16	A	W ⁽⁸⁾	14-9	South Carolina
4/17	A	W	14-5	South Carolina
4/23	A	L	1-2	Georgia Tech
4/24	A	L ⁽¹⁰⁾	4-5	Georgia Tech
4/27	H	W	6-2	Presbyterian
4/29	H	L	3-6	Elon
5/1	H	L	0-3	Erskine
5/4	H	L	0-5	Wofford
5/8	A	L	5-7	Presbyterian
5/11	H	W	5-3	South Carolina
5/12	H	L	5-8	South Carolina
5/14	A	L	1-5	Georgia
5/15	A	L	0-8	Georgia

1921 (5-14)

Head Coach: Larry Conover (1st)

Date	St	W-L	Score	Opponent
3/25	H	L ⁽¹⁰⁾	1-2	Georgia
3/26	H	L	2-10	Georgia
4/1	A	L	0-7	Georgia Tech
4/2	A	L	0-10	Georgia Tech
4/5	H	W	3-2	Erskine
4/8	A	L	1-12	Auburn
4/9	A	L	1-12	Auburn
4/13	H	L	1-4	Furman
4/15	N1	L	2-8	Newberry
4/20	A	L	1-2	Furman
4/21	H	L	3-5	Wake Forest
4/26	H	L	4-6	Davidson
4/27	H	W	8-0	Presbyterian
5/4	H	W ⁽¹²⁾	1-0	N.C. State
5/5	H	W	5-0	South Carolina
5/6	A	L	4-7	Wofford
5/7	A	W	6-1	Presbyterian
5/11	A	L	3-5	Erskine
5/12	A	L	0-5	Newberry

N1 - Greenwood, SC

1922 (11-8)

Head Coach: L.V.H. Durfee (1st)

Date	St	W-L	Score	Opponent
3/24	A	L	4-9	Georgia Tech
3/25	A	L	2-6	Georgia Tech
4/1	A	W	7-6	Georgia Tech



Clemson played its home games on Bowman Field until 1915. It is one of only three fields the Tigers have called home in history.



All-Time Results

4/3	H	W	5-0	Presbyterian
4/6	A	L	1-2	Georgia
4/7	A	L	1-2	Georgia
4/8	H	W	11-3	The Citadel
4/12	N1	W	4-1	Wofford
4/14	H	W	6-0	Erskine
4/15	A	L	1-8	Furman
4/21	A	W	3-0	Presbyterian
4/22	A	W	8-3	Presbyterian
4/26	H	W	3-1	South Carolina
4/27	H	W	4-3	Davidson
5/2	H	W	7-1	Wofford
5/4	N1	W	5-1	Erskine
5/11	H	L	0-4	Furman
5/12	A	L	8-9	Newberry
5/13	A	L	4-8	South Carolina

N1 - Anderson, SC

1923 (12-6-1)

Head Coach: L.V.H. Durfee (2nd)

Date	St	W-L	Score	Opponent
3/30	H	W	8-0	Furman
3/31	A	W	3-0	Furman
4/3	H	W	6-2	Maryland
4/5	H	W	2-0	Erskine
4/6	H	L	2-6	Georgia
4/7	H	W	2-1	Georgia
4/9	H	W	17-1	Presbyterian
4/12	H	L	0-9	Duke
4/14	A	W	6-1	Furman
4/19	A	L	4-6	Alabama
4/23	A	W	4-0	Erskine
4/25	H	L	4-12	Virginia Tech
4/26	H	L	2-3	Davidson
4/27	H	W	4-3	Newberry
4/30	H	T ⁽¹³⁾	3-3	Furman
5/3	H	W	5-3	The Citadel
5/4	A	W	3-0	Newberry
5/7	H	L	0-1	Mississippi College
5/8	H	W	4-1	Mississippi College

1924 (6-10)

Head Coach: L.V.H. Durfee (3rd)

Date	St	W-L	Score	Opponent
3/28	H	L	5-19	Georgia
3/29	H	L	4-11	Georgia
4/15	A	L	1-4	Furman
4/16	H	L	4-7	Presbyterian
4/17	H	W	6-0	South Carolina
4/19	A	L	0-7	Wofford
4/22	N1	L	4-11	Furman
4/26	H	L	1-14	Oglethorpe
4/28	H	L	7-12	Wofford
5/3	H	L	3-7	Furman
5/5	H	W	4-1	Erskine
5/7	A	W	4-1	Erskine
5/8	N2	W	4-1	Presbyterian
5/9	A	L	2-7	Newberry

5/10	A	W	8-7	South Carolina
5/12	N2	W	10-3	The Citadel

\$ - no-hit game; N1 - Anderson, SC; N2 - Laurens, SC

1925 (11-14)

Head Coach: Thomas May (1st)

Date	St	W-L	Score	Opponent
3/20	A	L	0-4	Georgia Tech
3/21	A	L	0-6	Georgia Tech
3/30	A	L	1-7	Georgia
3/31	A	L	0-6	Georgia
4/2	H	W	7-3	North Georgia
4/3	H	L	6-9	North Georgia
4/4	H	W	11-2	North Georgia
4/6	H	W	5-4	Wofford
4/7	H	W	4-2	Wofford
4/11	H	L	3-7	Furman
4/13	H	L	0-5	Michigan
4/14	H	L	1-7	Michigan
4/17	H	W	3-2	Presbyterian
4/18	A	L	2-13	Wofford
4/21	H	W ⁽¹³⁾	9-8	Tennessee
4/22	A	L	4-7	Furman
4/24	H	W	6-2	South Carolina
4/29	A	W ⁽¹²⁾	2-1	Erskine
4/30	N1	L	2-9	Presbyterian
5/1	A	L	8-9	Newberry
5/2	A	L	7-8	South Carolina
5/4	N2	W	7-5	Auburn
5/8	H	L	1-4	Virginia Tech
5/11	H	W ⁽¹⁰⁾	9-8	Erskine
5/13	H	W	6-4	The Citadel

N1 - Laurens, SC; N2 - Anderson, SC

1926 (8-11)

Head Coach: Cul Richards (1st)

Date	St	W-L	Score	Opponent
3/19	A	L	2-5	Georgia Tech
3/20	A	W ⁽¹⁰⁾	6-5	Georgia Tech
3/25	H	L	5-9	Furman
3/27	A	L	1-2	Furman
4/3	A	L	5-6	Wofford
4/7	A	L	0-10	Auburn
4/8	A	L	0-7	Auburn
4/13	H	W ⁽¹⁰⁾	7-6	Presbyterian
4/15	A	W ⁽¹⁰⁾	8-2	Erskine
4/16	A	L	0-4	Newberry
4/17	A	L	0-3	South Carolina
4/21	H	W	11-5	N.C. State
4/22	H	W	9-0	Davidson
4/23	H	W	8-3	The Citadel
4/26	H	W	12-0	Wofford
4/28	N1	L	1-5	Presbyterian
5/3	H	L	0-2	Newberry
5/4	H	L	2-3	Erskine
5/7	H	W	10-3	Duke

N1 - Laurens, SC

1927 (11-13-1)

Head Coach: Tink Gillam (1st)

Date	St	W-L	Score	Opponent
3/18	A	L	5-11	Georgia Tech
3/19	A	L	1-10	Georgia Tech
3/25	H	W ⁽¹⁰⁾	3-2	Erskine
3/28	H	L	7-10	Georgia
3/29	H	L	8-10	Georgia
4/1	A	L	3-6	Oglethorpe
4/2	A	L	1-5	Oglethorpe
4/8	H	W	4-3	South Carolina
4/9	H	W	10-6	Davidson
4/11	H	W	5-4	Newberry
4/13	A	L ⁽¹¹⁾	8-9	South Carolina
4/14	A	W	16-4	Newberry
4/15	A	W	12-4	Presbyterian
4/16	A	W	11-3	Erskine
4/20	H	L	5-11	Auburn
4/22	A	L	4-8	Georgia
4/23	A	L	0-9	#Georgia
4/27	H	W	6-5	Furman
4/28	H	L	6-7	Presbyterian
5/4	A	L	2-6	Auburn
5/5	A	T ⁽⁶⁾	3-3	Auburn
5/9	H	W	7-0	N.C. State
5/10	H	W	4-1	The Citadel
5/12	A	L ⁽¹⁰⁾	1-2	Furman
5/13	H	W	7-4	Wofford

- forfeited game

1928 (12-9-2)

Head Coach: Joe Guyon (1st)

Date	St	W-L	Score	Opponent
3/23	A	L	4-14	Georgia Tech
3/24	A	L	5-7	Georgia Tech
4/2	A	L	2-6	Auburn
4/3	A	T ⁽⁸⁾	6-6	Auburn
4/4	A	W	2-1	Florida
4/5	A	L	6-10	Florida
4/7	A	W	12-6	Mercer
4/12	H	L ⁽⁷⁾	2-4	Michigan ⁽¹⁾
4/12	H	L ⁽⁷⁾	2-6	Michigan ⁽²⁾
4/13	H	W	6-0	South Carolina
4/16	H	W	11-1	Presbyterian
4/17	A	W	6-3	Newberry
4/18	A	T ⁽¹¹⁾	3-3	South Carolina
4/21	A	W	7-3	The Citadel
4/24	A	L	1-4	Erskine
4/26	H	W	6-0	Presbyterian
4/27	H	W	6-2	Newberry
4/30	A	W ⁽¹⁰⁾	8-6	Furman
5/2	H	L	3-11	Auburn
5/3	H	L	6-9	Auburn
5/4	H	W	6-5	Auburn
5/9	H	W	7-2	Furman
5/11	H	W	4-3	Erskine

1929 (15-11-1)

"State Champions"

Head Coach: Joe Guyon (2nd)

Date	St	W-L	Score	Opponent
3/22	A	L	3-5	Georgia
3/23	A	L	2-4	Georgia
4/1	H	L ⁽¹¹⁾	0-2	South Carolina
4/3	A	L	1-2	Wofford
4/5	H	L	3-4	Georgia
4/6	H	W	9-7	Georgia
4/10	H	L	3-10	Michigan
4/11	H	L	4-16	Michigan
4/12	A	L	2-5	Georgia Tech
4/13	A	W	7-4	Georgia Tech
4/15	A	T ⁽¹²⁾	6-6	Auburn
4/16	A	W	4-3	Auburn
4/17	A	L	2-9	Oglethorpe
4/18	A	W	4-2	Oglethorpe
4/20	A	W	10-3	Furman
4/23	H	W	3-0	Newberry
4/24	H	W ⁽¹⁰⁾	6-5	Presbyterian
4/26	H	W	3-0	Erskine
4/27	H	W	6-1	Furman

4/29	H	W	3-2	Wofford
4/30	H	L	4-5	Oglethorpe
5/3	A	W ⁽¹⁰⁾	1-0	Erskine
5/7	A	W	7-1	Presbyterian
5/8	A	W	3-0	Newberry
5/9	A	L	6-8	South Carolina
5/11	A	W ⁽⁷⁾	4-0	The Citadel ⁽¹⁾
5/11	A	W ⁽⁷⁾	6-5	The Citadel ⁽²⁾

1930 (9-14)

Head Coach: Joe Guyon (3rd)

Date	St	W-L	Score	Opponent
3/28	A	L	9-10	Georgia Tech
3/29	A	L	1-4	Georgia Tech
3/31	A	L	3-7	Oglethorpe
4/1	A	L	4-5	Oglethorpe
4/4	A	W	8-5	Wofford
4/5	H	L	4-7	Erskine
4/7	H	L	2-5	Florida
4/8	H	W	9-3	Florida
4/11	H	W	11-5	Wofford
4/15	A	W	4-3	Furman
4/17	H	L	4-8	Newberry
4/19	H	W	4-1	South Carolina ⁽¹⁾
4/19	H	L	2-9	South Carolina ⁽²⁾
4/22	H	W	7-6	Furman
4/26	A	W	9-6	The Citadel
4/28	A	L	2-18	South Carolina
4/29	A	L ⁽¹⁰⁾	3-5	South Carolina
4/30	A	W	15-0	Newberry
5/1	A	L	7-9	Presbyterian
5/2	A	L ⁽¹¹⁾	4-5	Erskine
5/5	H	L ⁽¹¹⁾	3-4	Auburn
5/6	H	L ⁽¹⁰⁾	10-14	Auburn
5/9	N1	W	12-6	The Citadel

N1 - Anderson, SC

1931 (6-2)

Head Coach: Joe Guyon (4th)

Date	St	W-L	Score	Opponent
4/9	H	W	6-3	Newberry
4/30	H	W	14-4	Davidson
5/2	A	L	1-10	South Carolina
5/4	A	W	6-2	The Citadel
5/11	H	W	6-1	The Citadel
5/12	H	W	3-2	The Citadel
5/13	H	W	5-4	South Carolina
5/14	H	L	1-5	South Carolina

Note: Clemson's season was shortened due to an outbreak of meningitis on campus in April.

1932 (14-6)

Head Coach: Jess Neely (1st)

Date	St	W-L	Score	Opponent
3/24	H	L	3-4	Georgia
3/25	H	L	8-11	Georgia
4/4	H	W	9-3	Newberry
4/5	H	L	2-3	Newberry
4/7	A	W	7-1	Presbyterian
4/15	A	L	0-4	South Carolina
4/16	A	W	10-4	South Carolina
4/18	A	W	14-1	Erskine
4/19	A	W ⁽¹⁰⁾	2-1	Erskine
4/21	H	W	14-5	Presbyterian ⁽¹⁾
4/21	H	W ⁽⁷⁾	14-1	Presbyterian ⁽²⁾
4/22	H	W ⁽¹⁰⁾	12-11	Presbyterian
4/26	H	W	13-9	South Carolina ⁽¹⁾
4/26	H	L ⁽⁷⁾	2-5	South Carolina ⁽²⁾
5/3	A	W	10-4	Newberry
5/4	A	L	2-4	Newberry
5/9	H	W	13-10	Erskine
5/10	H	W	3-0	Erskine
5/12	H	W	10-9	South Carolina
5/13	H	W	6-5	South Carolina

1933 (11-11)

Head Coach: Jess Neely (2nd)

Date	St	W-L	Score	Opponent
3/24	H	L	11-14	Georgia



The 1929 Tigers, led by Head Coach Joe Guyon, were 15-11-1 and named "State Champions" thanks to winning 12 of its last 14 games.

3/27	H	W ⁽⁶⁾	5-4	Furman
3/28	H	L ⁽⁶⁾	9-11	Furman
3/30	A	L	4-5	South Carolina
3/31	A	L	0-6	South Carolina
4/3	N1	W	11-4	Erskine
4/4	N1	L	4-5	Erskine
4/6	A	W	13-7	Presbyterian
4/7	A	L	3-8	Presbyterian
4/10	H	W	9-2	Newberry
4/11	H	W	6-5	Newberry
4/13	A	L	4-6	Furman
4/14	H	W	4-1	Furman
4/17	H	L	3-4	South Carolina
4/20	A	L	0-3	# Erskine
4/21	H	W	6-3	Erskine
4/25	H	W	15-11	Presbyterian ⁽¹⁾
4/25	H	W ⁽⁷⁾	3-0	Presbyterian ⁽²⁾
4/27	A	L	8-9	Newberry
4/28	A	W	6-1	Newberry
5/1	A	W	9-8	Furman
5/2	H	L ⁽⁷⁾	1-4	Furman

- no-hit game; N1 - Anderson, SC

1934 (8-8-1)

Head Coach: Jess Neely (3rd)

Date	St	W-L	Score	Opponent
3/30	H	L	6-7	Duke
3/31	H	W	10-5	Duke
4/4	H	L	9-11	Newberry
4/5	H	L	7-8	Furman
4/7	H	T ⁽¹¹⁾	7-7	N.C. State
4/9	A	W	15-8	Presbyterian
4/10	A	W	5-3	Erskine
4/12	H	L	1-8	South Carolina
4/21	A	L	7-8	Furman
4/24	H	W ⁽¹²⁾	3-2	Erskine
4/26	H	W	8-2	Presbyterian
4/27	A	L	4-5	Newberry
5/1	H	W	5-0	Wofford
5/2	A	L	4-6	South Carolina
5/3	A	W	9-6	Wofford
5/7	N1	W	5-2	Georgia
5/8	N1	L	3-4	Georgia

N1 - Gainesville, GA

1935 (16-7-1)

"State Champions"

Head Coach: Jess Neely (4th)

Date	St	W-L	Score	Opponent
3/25	H	W	5-0	Michigan State
3/30	A	L	1-5	N.C. State
4/1	A	L	8-12	Duke ⁽¹⁾
4/1	A	W ⁽⁷⁾	3-0	Duke ⁽²⁾
4/5	H	W	4-0	Georgia Tech
4/9	H	W	10-2	Presbyterian
4/12	A	L	0-2	Georgia
4/13	A	W	4-3	Georgia
4/15	A	W	12-3	Wofford
4/16	H	W	5-4	South Carolina
4/19	H	W	7-2	Georgia
4/20	H	W	6-4	Georgia
4/22	H	L	1-7	Newberry
4/24	A	T ⁽¹⁰⁾	4-4	Furman
4/25	H	W	5-1	Wofford
4/26	A	W	10-2	Georgia Tech
4/27	A	L	0-6	Georgia Tech ⁽¹⁾
4/27	A	L ⁽⁷⁾	1-2	Georgia Tech ⁽²⁾
4/30	H	W	5-0	Erskine
5/1	A	W	6-3	Presbyterian
5/2	A	W	4-2	Erskine
5/7	H	W	3-2	Furman ⁽¹⁾
5/7	H	W ⁽⁷⁾	1-0	Furman ⁽²⁾
5/9	A	L	0-2	South Carolina

1936 (6-11)

Head Coach: Jess Neely (5th)

Date	St	W-L	Score	Opponent
3/30	H	L	0-18	Michigan State
4/3	H	L ⁽⁷⁾	0-6	Georgia ⁽¹⁾
4/3	H	L	3-8	Georgia ⁽²⁾



The 1935 Clemson team posted a 16-7-1 overall record and 10-1 home record under fourth-year Head Coach Jess Neely.

4/11	H	L	3-6	Erskine
4/13	A	L	0-6	Erskine
4/16	H	L	4-9	Cincinnati
4/17	H	W	10-8	Presbyterian
4/20	H	W	7-1	The Citadel
4/21	H	W	6-1	The Citadel
4/24	A	W	7-1	^ South Carolina
4/28	A	L ⁽⁷⁾	2-6	Presbyterian
5/1	H	L	5-12	N.C. State
5/5	H	L	5-6	South Carolina
5/8	A	L	2-6	Georgia
5/9	A	W	5-4	Georgia
5/11	H	W	2-0	Newberry
5/13	A	L	0-3	Newberry

^ - Clemson's first night game

1937 (7-12)

Head Coach: Jess Neely (6th)

Date	St	W-L	Score	Opponent
3/30	H	L	1-8	Ohio
4/2	H	L	1-13	Georgia
4/3	H	W	3-2	Georgia
4/7	A	L	3-23	Erskine
4/9	A	L	0-5	Newberry
4/10	A	L	2-3	Wofford
4/12	A	L	7-10	The Citadel
4/13	A	L	0-3	The Citadel
4/15	A	W	5-4	Presbyterian
4/16	H	L	2-5	Furman
4/20	H	W	6-5	Erskine
4/22	H	L	0-1	Newberry
4/24	H	W	9-4	Wofford
4/27	A	L	3-4	South Carolina
5/3	A	W	11-9	Georgia
5/4	A	W	6-1	Georgia
5/6	A	L	5-6	Presbyterian
5/8	H	L	4-5	South Carolina
5/10	A	W	14-8	Furman

1938 (6-12)

Head Coach: Jess Neely (7th)

Date	St	W-L	Score	Opponent
3/31	A	W	9-5	Wofford
4/4	A	L	5-9	Newberry
4/6	H	W	7-6	Erskine
4/8	A	L	11-14	Georgia
4/11	N1	L	3-4	Erskine
4/13	H	W	4-2	Presbyterian
4/15	H	W	10-8	Newberry
4/16	H	L ⁽¹⁰⁾	5-6	Davidson
4/19	H	L	5-7	Georgia
4/22	A	W	15-5	Presbyterian
4/25	H	L	0-3	The Citadel
4/26	H	L	2-10	The Citadel
4/28	A	L	7-14	Furman
5/2	A	L	2-7	Davidson
5/3	H	L	3-12	South Carolina
5/9	H	W	6-1	Wofford
5/10	A	L	0-3	South Carolina
5/11	H	L	4-6	Furman

N1 - Anderson, SC

1939 (10-7)

Head Coach: Randy Hinson (1st)

Date	St	W-L	Score	Opponent
4/3	A	L	0-6	Georgia
4/4	A	L	4-27	Georgia
4/8	H	W	12-7	Ohio
4/10	H	L	7-11	Georgia
4/14	H	W	4-1	Newberry
4/15	A	L	0-2	Erskine
4/18	A	W	2-0	Wofford
4/20	H	W	10-7	Wofford
4/22	H	W	10-7	Presbyterian
4/27	H	W	9-7	South Carolina
4/29	A	L	2-11	Newberry
5/1	A	W ⁽¹⁰⁾	7-5	South Carolina
5/2	A	W	4-0	The Citadel
5/3	A	L	2-7	The Citadel
5/5	H	L	4-6	Erskine
5/12	A	W	9-7	Furman
5/13	H	W	8-4	Furman

1940 (12-2-2)

Head Coach: Randy Hinson (2nd)

Date	St	W-L	Score	Opponent
3/23	H	W	15-2	Davidson
3/25	H	T ⁽⁷⁾	3-3	Michigan State
4/1	H	W	13-7	Wofford
4/6	A	W ⁽¹⁰⁾	6-5	Erskine
4/11	A	W	7-6	South Carolina
4/15	H	W	11-5	Presbyterian
4/18	A	T	13-13	Furman
4/23	H	L	3-4	Erskine
4/26	H	W	7-1	South Carolina
4/27	A	W	12-1	Presbyterian
4/29	A	W	7-2	Wofford
5/1	H	W	16-9	Furman
5/8	N1	W	12-1	The Citadel
5/9	N1	W	18-12	The Citadel
5/11	H	L	4-10	North Carolina
5/15	A	W	8-5	Davidson

N1 - Sumter, SC

1941 (10-6)

Head Coach: Tom Rogers (1st)

Date	St	W-L	Score	Opponent
3/25	H	L	4-5	Michigan State
4/5	H	L	10-14	Presbyterian
4/8	H	L	7-12	Georgia
4/11	H	W	9-0	Furman
4/12	A	W	3-1	Erskine
4/15	A	L	2-3	Georgia
4/18	A	L	5-7	Furman
4/19	H	W	10-2	Erskine
4/22	H	W	10-1	Wofford
4/25	H	W	3-1	South Carolina
4/26	A	W	24-8	Wofford
4/28	H	W	22-0	Presbyterian
5/3	H	W	11-7	Newberry
5/6	N1	W	8-6	Georgia
5/8	A	L	3-5	South Carolina
5/10	A	W	8-1	Newberry

N1 - Elberton, GA

1942 (8-8)

Head Coach: Tom Rogers (2nd)

Date	St	W-L	Score	Opponent
3/25	H	L	3-5	Duke
3/26	H	L	3-14	Duke
3/28	H	W	14-3	Newberry
4/1	H	L	5-11	Michigan State
4/3	A	W	8-1	Erskine
4/7	A	L	6-13	Georgia
4/10	H	W	18-9	Erskine
4/14	H	W ⁽¹²⁾	9-8	Georgia
4/20	A	L ⁽¹⁰⁾	11-12	Presbyterian
4/22	A	L ⁽¹⁰⁾	3-4	Newberry
4/24	H	W	6-5	South Carolina
4/27	A	L ⁽¹⁰⁾	11-12	Furman
4/30	H	W	10-3	Wofford
5/2	A	W	13-5	Wofford
5/6	H	L	1-7	Furman
5/8	A	W	9-5	South Carolina

1943 (12-3)

Head Coach: Frank Howard (1st)

Date	St	W-L	Score	Opponent
3/31	A	W	12-4	Davidson
4/1	A	W	21-0	Davidson
4/5	H	W	13-12	Newberry
4/8	A	W	21-4	Furman
4/10	A	L	6-8	Newberry
4/14	H	W ⁽⁷⁾	19-3	Davidson
4/15	H	W	13-12	Furman
4/17	H	W	13-12	Presbyterian
4/20	A	W	8-1	Georgia
4/24	A	W	5-4	Georgia Tech
4/28	A	L	4-7	Presbyterian
4/29	H	W	8-2	Furman
5/1	H	W	20-8	Georgia
5/7	H	L	6-14	Georgia Tech
5/8	H	W ⁽¹⁰⁾	11-10	Georgia Tech

1944 (No Team)

1945 (7-6)

Head Coach: Walter Cox (1st)

Date	St	W-L	Score	Opponent
3/31	H	W	14-7	Wofford
4/4	A	W	15-14	Wofford
4/6	A	W	7-5	Newberry
4/7	A	L	0-6	Newberry
4/13	A	L	7-8	Presbyterian
4/20	H	L	2-12	Presbyterian
4/21	H	L	6-12	Presbyterian
4/27	H	W	6-4	South Carolina
4/30	H	W	9-2	Wofford
5/4	A	L	7-11	South Carolina
5/5	A	L	0-4	South Carolina
5/9	A	W	4-2	Wofford
5/11	H	W	3-2	Newberry

1946 (12-5)

Head Coach: Randy Hinson (3rd)

Date	St	W-L	Score	Opponent
3/29	H	W	6-0	# Erskine
4/3	A	L	1-2	South Carolina
4/5	H	W	23-0	Georgia
4/6	H	L	9-16	Georgia
4/9	H	W	5-4	Davidson
4/12	N1	L ⁽¹¹⁾	8-9	Georgia
4/13	A	W	10-6	Georgia
4/19	H	W	8-5	Presbyterian
4/20	A	L	5-7	Newberry
4/23	A	W	4-2	Furman
4/26	A	W	5-1	Erskine
4/30	A	W	9-2	Wofford
5/6	H	L	1-6	Newberry
5/7	H	W	8-0	Wofford
5/11	A	W	8-3	Davidson
5/13	H	W	2-1	Furman
5/18	H	W	12-2	South Carolina

- no-hit game; N1 - Thomson, GA





The 1954 Tigers, led by third-year Head Coach Bob Smith, won the ACC Championship in the first season of the conference.

1947 (24-5 Overall; 13-2 SoCon, 1st)

NCAA Southern Champions

NCAA Eastern Finals

Head Coach: Randy Hinson (4th)

Date	St	W-L	Score	Opponent
3/25	H	W	10-9	*N.C. State
3/28	H	W	10-9	*Duke
3/29	H	L	11-13	*Duke
4/3	A	W	8-2	Presbyterian
4/7	H	W	4-3	Wofford
4/8	H	W	2-1	*Davidson
4/11	A	W	4-1	*South Carolina
4/12	A	W	17-8	*South Carolina
4/17	H	W	7-2	Georgia
4/18	A	W	14-4	*The Citadel
4/21	A	L	7-8	Georgia
4/24	H	W	9-4	Newberry
4/26	A	W	10-5	Newberry
4/30	H	W ⁽⁷⁾	8-5	*The Citadel
5/2	A	W	5-4	Erskine
5/3	A	W	11-5	Wofford
5/5	H	W	19-7	*Furman
5/6	A	L	4-7	*Furman
5/9	H	W	3-2	Erskine
5/10	A	W	15-1	*Davidson
5/13	H	W	9-6	*Furman
5/14	A	W	13-3	*Furman
5/23	H	W	17-3	*South Carolina
5/24	H	W	10-8	*South Carolina
6/12	N1	W	8-3	# Auburn
6/13	N1	W	1-0	# Alabama
6/14	N1	L	2-8	# Alabama ⁽¹⁾
6/14	N1	W	4-1	# Alabama ⁽²⁾
6/20	A	L	3-7	\$ Yale

* - SoCon game; # - NCAA Southern Playoffs; \$ - NCAA Eastern Finals; N1 - Charlotte, NC

1948 (14-12-1 Overall; 8-8-1 SoCon)

Head Coach: Walter Cox (2nd)

Date	St	W-L	Score	Opponent
3/22	H	T ⁽¹⁰⁾	8-8	*Virginia Tech
3/24	H	L	3-5	*Duke
3/25	H	L	2-3	*Duke
3/30	H	L	4-5	Ohio
4/1	H	L	1-4	*Washington & Lee
4/5	H	W	5-0	*Davidson
4/9	H	L	1-12	*North Carolina
4/10	A	L ⁽¹⁰⁾	6-7	*Davidson
4/12	A	L	2-5	Georgia
4/16	H	L	4-7	*South Carolina
4/17	H	W	11-2	*South Carolina
4/19	H	W	7-6	*Furman
4/23	H	W	9-2	Presbyterian
4/24	A	L	4-5	Newberry
4/28	A	L	8-11	*Furman
4/30	A	W	8-1	Wofford
5/1	A	W	3-1	Erskine
5/3	H	L	1-3	*Furman
5/5	A	W	2-1	Presbyterian

5/7	H	W	16-10	Wofford
-----	---	---	-------	---------

5/10	A	W	5-4	*Furman
------	---	---	-----	---------

5/14	H	W	13-9	Newberry
------	---	---	------	----------

5/15	N1	L	2-8	Erskine
------	----	---	-----	---------

5/18	H	W	4-3	*The Citadel
------	---	---	-----	--------------

5/21	A	W	7-2	*South Carolina
------	---	---	-----	-----------------

5/22	A	W	6-5	*South Carolina
------	---	---	-----	-----------------

5/25	A	W	6-4	*The Citadel
------	---	---	-----	--------------

* - SoCon game; N1 - Anderson, SC

1949 (11-12 Overall; 10-5 SoCon)

Head Coach: Walter Cox (3rd)

Date	St	W-L	Score	Opponent
3/26	H	W	8-1	*Davidson
3/30	H	W	13-3	*Duke
3/31	H	L	16-18	*Duke
4/1	A	W	4-3	Presbyterian
4/4	H	L	6-12	Georgia
4/9	H	L	5-19	Presbyterian
4/15	A	L	7-9	Florida
4/16	A	L ⁽¹⁰⁾	13-14	Florida
4/18	H	L	18-20	Wofford
4/19	H	W	9-6	*Furman
4/23	A	L ⁽⁷⁾	0-2	*The Citadel ⁽¹⁾
4/24	A	W ⁽⁷⁾	5-0	*The Citadel ⁽²⁾
4/26	A	L	9-10	Newberry
4/27	A	W	16-3	*Furman
5/2	H	W ⁽¹⁰⁾	6-5	*Furman
5/4	A	L	1-3	Wofford
5/6	H	W ⁽¹¹⁾	6-5	*South Carolina
5/10	A	W ⁽¹²⁾	4-3	*Furman
5/13	H	W	10-5	*The Citadel
5/14	H	W	16-4	*The Citadel
5/16	N1	L	1-6	*N.C. State
5/20	A	L	2-4	*South Carolina
5/21	A	L	6-7	*South Carolina

* - SoCon game; N1 - Laurinburg, NC

1950 (20-11 Overall; 13-3 SoCon)

NCAA District III Playoffs

Head Coach: Walter Cox (4th)

Date	St	W-L	Score	Opponent
3/24	H	W	14-12	Michigan State
3/25	H	L	5-18	Michigan State
3/29	H	L	8-9	*Duke
3/30	H	W	17-6	*Duke
4/1	A	W	15-2	Presbyterian
4/6	N1	L	1-2	# Bradley
4/6	A	L	0-6	# Rollins
4/7	N1	W	9-1	# Bradley
4/8	A	W	13-9	# Rollins
4/11	H	W ⁽¹⁰⁾	11-10	Presbyterian
4/12	A	L	5-8	Georgia
4/15	H	W	13-11	*Davidson
4/17	H	W	7-3	Georgia
4/18	H	W	12-0	*Furman
4/21	A	W	16-4	*The Citadel
4/22	A	W ⁽¹⁰⁾	7-5	*The Citadel
4/26	A	W	10-3	*Furman
4/29	A	L	4-6	*Davidson

5/1	H	W	21-6	*Furman
5/5	A	W	14-5	*South Carolina
5/6	A	L	2-10	*South Carolina
5/9	A	W	11-7	*Furman
5/12	H	W	19-10	*The Citadel
5/13	H	W	12-11	*The Citadel
5/15	H	W ⁽¹¹⁾	8-7	*South Carolina
5/16	H	W	18-9	*South Carolina
5/26	N2	L	2-14	+Wake Forest
5/26	N2	W	1-0	+Virginia Tech
5/27	N2	L	2-3	+Maryland
6/8	N3	L	1-6	\$Alabama
6/9	N3	L	2-4	\$Kentucky

* - SoCon game; # - Rollins Invitational; + - SoCon Tournament; \$ - NCAA District III Playoffs; N1 - Winter Park, FL; N2 - Greensboro, NC; N3 - Kannapolis, NC

1951 (18-7 Overall; 16-2 SoCon)

Head Coach: Walter Cox (5th)

Date	St	W-L	Score	Opponent
3/23	A	L	9-10	Rollins
3/24	A	L	2-5	Rollins
3/26	H	L	7-8	Michigan State
3/27	H	L	6-16	Michigan State
4/4	A	W	4-1	Erskine
4/7	A	W	12-5	*Davidson
4/9	H	W	8-6	*South Carolina
4/10	H	W	11-1	*South Carolina
4/14	A	W	15-5	*The Citadel ⁽¹⁾
4/14	A	W ⁽⁷⁾	3-1	*The Citadel ⁽²⁾
4/17	H	W	26-13	*Furman
4/20	H	W	7-6	*The Citadel
4/21	H	W	12-3	*The Citadel
4/25	A	W	10-8	*Furman
4/26	A	W	4-3	*Duke
4/27	A	W	4-3	*North Carolina
4/28	A	L	5-7	*N.C. State
4/30	H	W	6-1	*Furman
5/4	H	W	20-2	*Davidson
5/5	H	L ⁽¹⁰⁾	8-12	*Wake Forest
5/8	A	W	12-2	*Furman
5/11	N1	W	12-4	*South Carolina
5/12	A	W ⁽⁷⁾	16-5	*South Carolina
5/18	N2	W	6-2	+West Virginia
5/19	N2	L	0-5	+Duke

* - SoCon game; + - SoCon Tournament; N1 - Orangeburg, SC; N2 - Greensboro, NC

1952 (10-12 Overall; 10-10 SoCon)

Head Coach: Bob Smith (1st)

Date	St	W-L	Score	Opponent
3/24	H	L	3-13	Michigan State
3/25	H	L ⁽⁸⁾	1-5	Michigan State
3/28	H	L	8-14	*Duke
3/29	H	W	10-9	*Duke
4/2	H	W	21-5	*Davidson
4/4	N1	W	5-2	*South Carolina
4/5	A	L	4-6	*South Carolina
4/7	H	L	5-12	*Wake Forest
4/8	H	L	14-16	*Wake Forest
4/12	A	L	3-4	*Davidson
4/14	A	L	2-6	*Duke
4/15	A	L	7-11	*Wake Forest
4/18	H	L	5-8	*The Citadel
4/19	H	W	14-4	*The Citadel
4/23	H	W	4-2	*Furman
4/25	H	L	3-4	*North Carolina
4/29	A	L ⁽¹⁵⁾	4-5	*Furman
5/3	A	W ⁽¹⁰⁾	6-4	*The Citadel ⁽¹⁾
5/3	A	W ⁽⁷⁾	6-4	*The Citadel ⁽²⁾
5/5	H	W ⁽¹⁰⁾	12-11	*Furman ⁽¹⁾
5/5	H	W ⁽⁷⁾	5-4	*Furman ⁽²⁾
5/9	H	W	3-1	*South Carolina

* - SoCon game; N1 - Orangeburg, SC

1953 (11-6 Overall; 11-6 SoCon)

Head Coach: Bob Smith (2nd)

Date	St	W-L	Score	Opponent
3/24	H	W ⁽⁷⁾	4-3	*The Citadel ⁽¹⁾

3/24	H	W ⁽⁸⁾	11-7	*The Citadel ⁽²⁾
3/26	H	L	4-5	*Duke
4/3	A	L	4-5	*North Carolina
4/4	A	W	8-4	*N.C. State
4/8	A	W	15-1	*Furman
4/10	H	W ⁽⁷⁾	7-0	*Davidson ⁽¹⁾
4/10	H	W	6-4	*Davidson ⁽²⁾
4/13	H	W	13-4	*South Carolina
4/14	H	L	7-9	*South Carolina
4/22	H	W ⁽¹⁴⁾	13-12	*Furman
4/25	A	L ⁽⁷⁾	4-6	*Furman
5/1	N1	W	5-0	*The Citadel
5/2	A	L	1-5	*The Citadel
5/8	A	W	2-0	*South Carolina
5/9	A	L	4-13	*South Carolina
5/11	N2	W	3-1	*Furman

* - SoCon game; # - no-hit game; N1 - Orangeburg, SC; N2 - Anderson, SC

1954 (14-10 Overall; 8-4 ACC, 1st)

ACC Champion

Head Coach: Bob Smith (3rd)

Date	St	W-L	Score	Opponent
3/22	A	W	3-2	Florida
3/23	A	L	9-10	Florida
3/26	N1	W ⁽⁸⁾	7-4	Ohio State
3/26	A	L	0-3	Rollins
3/27	N1	L	5-11	Ohio State
3/29	H	W	19-4	Washington & Lee
3/30	H	W	22-2	Washington & Lee
4/2	H	W	5-1	*N.C. State
4/3	H	W	8-4	*N.C. State
4/8	A	W	5-2	Furman
4/13	A	W	10-1	*South Carolina
4/15	A	W	5-3	*Wake Forest
4/20	A	W	5-0	*Wake Forest
4/23	A	W	5-4	*Duke
4/24	A	L	0-11	*Duke
4/30	H	W ⁽¹⁰⁾	4-3	*North Carolina
5/1	H	L	8-10	*North Carolina
5/4	H	W	2-0	*South Carolina
5/8	A	L	2-3	*Maryland ⁽¹⁾
5/8	A	L	0-3	*Maryland ⁽²⁾
5/12	H	L	9-13	Furman
5/15	N2	W	11-0	Newberry
5/22	H	L	10-11	\$Virginia Tech
5/24	A	L	1-7	\$Virginia Tech

* - ACC game; \$ - NCAA District III Playoffs; N1 - Winter Park, FL; N2 - Joanna, SC

1955 (7-11 Overall; 5-9 ACC, 7th)

Head Coach: Bob Smith (4th)

Date	St	W-L	Score	Opponent
3/29	N1	W	5-3	*Duke
4/2	H	L ⁽⁷⁾	2-3	*N.C. State
4/7	H	W	3-2	*Virginia
4/8	H	W	11-8	*Virginia
4/12	H	L	4-18	*Maryland ⁽¹⁾
4/12	H	L ⁽⁷⁾	2-11	*Maryland ⁽²⁾
4/15	A	L	4-6	Georgia Tech
4/16	A	W	8-4	Georgia Tech
4/19	A	W	7-2	Furman
4/22	A	L	3-10	*Duke
4/23	A	W	4-3	*North Carolina
4/25	A	L	4-11	*Wake Forest
4/26	A	W	12-10	*N.C. State
4/30	H	L	3-4	*South Carolina
5/6	H	L	11-15	*Wake Forest
5/7	H	L	8-11	*North Carolina
5/11	A	L	2-9	*South Carolina
5/14	H	L	7-8	Furman

* - ACC game; N1 - Anderson, SC

1956 (4-14-2 Overall; 2-10-2 ACC, 7th)

Head Coach: Bob Smith (5th)

Date	St	W-L	Score	Opponent
3/23	H	L	11-13	The Citadel
3/24	H	W	15-14	The Citadel
3/26	H	T	11-11	* Duke
3/30	A	L	3-7	* Virginia

3/31	A	L	6-9	*Virginia
4/2	A	W ⁽¹⁰⁾	6-4	*Maryland
4/9	A	L	4-5	Furman
4/13	H	L	7-10	*N.C. State
4/14	H	T ^(4 1/2)	6-6	*Wake Forest
4/18	H	L	6-21	Georgia Tech
4/20	A	L ⁽⁷⁾	0-6	*Duke ⁽¹⁾
4/20	A	L ⁽⁷⁾	3-8	*Duke ⁽²⁾
4/21	A	L	2-4	*North Carolina
4/25	A	L	1-2	Georgia Tech
4/27	A	W	5-1	*South Carolina
4/30	H	L	9-18	*North Carolina
5/3	H	W	4-2	Furman
5/7	A	L ⁽⁸⁾	0-14	*Wake Forest
5/8	A	L	1-5	*N.C. State
5/11	H	L	3-12	*South Carolina

* - ACC game

1957 (6-12 Overall; 3-11 ACC, 8th)

Head Coach: Bob Smith (6th)

Date	St	W-L	Score	Opponent
3/29	H	L	2-6	*Virginia
3/30	H	W	6-3	*Maryland
4/6	H	W	6-3	Furman
4/9	H	L	2-6	*Duke
4/12	H	L	5-6	*N.C. State
4/13	H	L	6-9	*Wake Forest
4/17	A	L	1-2	*North Carolina
4/19	A	L	2-6	*Duke
4/22	A	L	2-8	*N.C. State
4/23	A	L	1-6	*Wake Forest
4/27	A	L	3-4	*South Carolina
4/29	H	W	4-3	*North Carolina
5/1	A	L	3-5	Furman
5/6	A	W	5-0	Georgia Tech
5/7	H	W ⁽¹⁰⁾	7-6	Georgia Tech
5/10	A	L	2-4	*Maryland
5/11	A	L	3-8	*Virginia
5/14	H	W	10-6	*South Carolina

* - ACC game

1958 (22-8 Overall; 12-3 ACC, 1st)

ACC Champion

College World Series Participant

Head Coach: Bill Wilhelm (1st)

Date	St	W-L	Score	Opponent
3/24	H	W ⁽⁷⁾	7-5	Michigan State
3/27	A	W	9-1	Furman
3/31	A	W ⁽¹¹⁾	5-4	The Citadel
4/2	H	W	23-9	The Citadel
4/3	H	L	2-3	Michigan State
4/4	H	W	10-1	*Virginia
4/5	H	W	6-2	*Maryland
4/8	A	L	1-8	Georgia Tech
4/9	H	W	2-1	*North Carolina
4/14	A	W	10-4	*Virginia



Bailey Hendley went 3-for-4 at the plate and picked up the win on the mound with 7.0 scoreless innings pitched in the Tigers' 7-1 victory over Colorado State in the 1959 College World Series.

4/15	A	W	13-4	*Maryland
4/16	A	W	6-5	*N.C. State
4/17	H	W	12-8	*Wake Forest
4/21	H	W	5-3	*South Carolina
4/25	A	L	1-2	*North Carolina
4/26	A	L	4-5	*Wake Forest
5/1	A	W	8-1	*Duke
5/3	A	W	15-11	*N.C. State
5/8	H	W	11-6	Furman
5/9	A	W	9-2	*South Carolina
5/12	A	L	1-7	*Duke
5/19	N1	W	4-1	^North Carolina
6/5	N1	L	6-8	\$Florida
6/7	N1	W	4-2	\$George Washington
6/7	N1	W ⁽¹⁰⁾	8-5	\$Florida State
6/9	N1	W	15-14	\$Florida ⁽¹⁾
6/9	N1	W	3-1	\$Florida ⁽²⁾
6/14	N2	W	4-1	!Arizona
6/15	N2	L	4-17	!Holy Cross
6/16	N2	L	3-5	!Western Michigan

* - ACC game; ^ - ACC Playoffs; \$ - NCAA District III Playoffs; ! - College World Series; N1 - Gastonia, NC; N2 - Omaha, NE

1959 (24-8 Overall; 11-5 ACC, 1st)

ACC Champion

College World Series Participant

Ranked #7 by Collegiate Baseball

Head Coach: Bill Wilhelm (2nd)

Date	St	W-L	Score	Opponent
3/23	H	W	8-6	The Citadel
3/26	H	W	6-1	Massachusetts
3/27	H	W	13-1	*Virginia
3/28	N1	W	9-2	*Maryland
3/30	A	W	8-2	Georgia
3/31	H	W	16-8	Adelphi
4/1	H	W	4-3	*Wake Forest
4/3	A	W	11-0	*South Carolina
4/4	A	W	6-4	Furman
4/6	H	L	3-6	*North Carolina
4/7	H	L	7-8	*N.C. State
4/14	A	L	3-7	*Maryland
4/15	A	L	3-4	*Virginia
4/24	A	W	2-1	*North Carolina
4/25	A	W	6-5	*Wake Forest
4/28	H	W	2-1	Georgia
4/30	A	W	12-7	*Duke
5/1	A	W	10-0	*Duke
5/2	A	L	2-9	*N.C. State
5/4	H	W	5-2	Georgia Southern
5/5	H	L	1-2	Georgia Southern
5/8	H	W	10-1	*Furman
5/9	A	W	6-2	Oglethorpe
5/12	H	W	10-1	*South Carolina
5/16	N2	W	4-2	^Wake Forest
5/18	N3	W	9-7	^North Carolina
6/4	N3	W	9-6	\$Georgia Tech
6/5	N3	W	24-2	\$Florida State
6/6	N3	W	5-0	\$Florida State
6/13	N4	L ⁽¹²⁾	2-3	!Arizona
6/14	N4	W	7-1	!Colorado State
6/15	N4	L	0-7	!Penn State

* - ACC game; ^ - ACC Playoffs; \$ - NCAA District III Playoffs; ! - College World Series; N1 - Orangeburg, SC; N2 - Thomasville, NC; N3 - Gastonia, NC; N4 - Omaha, NE

1960 (11-10-1 Overall; 7-6 ACC, 4th)

Head Coach: Bill Wilhelm (3rd)

Date	St	W-L	Score	Opponent
3/21	A	T	7-7	Georgia Southern
3/22	A	W ⁽⁸⁾	15-4	Georgia Southern
3/25	H	L	5-8	The Citadel
3/26	H	W	16-6	The Citadel
3/31	H	W	10-0	Georgia Tech
4/2	H	W	11-10	Georgia
4/8	H	W	15-5	*Virginia
4/9	H	L	5-20	*Maryland
4/15	A	W	4-0	*North Carolina
4/16	A	L	0-5	*N.C. State

4/19	A	W	6-2	*Virginia
4/23	H	W	12-10	*South Carolina
4/25	A	L	1-4	Georgia
5/2	H	W	15-5	*Wake Forest ⁽¹⁾
5/2	H	L ⁽⁷⁾	2-3	*Wake Forest ⁽²⁾
5/3	H	W	6-1	*Duke
5/4	H	W	4-2	*Duke
5/5	A	L	1-2	*South Carolina
5/9	H	L	3-6	*North Carolina
5/10	H	L ⁽¹⁰⁾	7-8	*N.C. State
5/13	H	L	4-6	Furman
5/14	A	L ⁽¹¹⁾	3-4	Furman

* - ACC game

1961 (12-11 Overall; 6-8 ACC, 5th)

Head Coach: Bill Wilhelm (4th)

Date	St	W-L	Score	Opponent
3/24	A	L	4-6	The Citadel
3/25	A	W	6-4	The Citadel
4/1	H	W	9-8	*Maryland
4/1	H	W	23-9	*Virginia
4/4	A	W	5-3	Georgia
4/7	H	L	5-8	*Duke
4/8	H	L	0-5	*Wake Forest
4/11	H	W	14-9	Furman
4/14	H	L	9-17	*North Carolina
4/18	H	W	21-5	*South Carolina
4/21	A	L	7-9	*Maryland
4/22	A	W	10-6	*Virginia
4/25	A	W	3-1	*South Carolina
4/28	A	L	2-9	*North Carolina
4/29	A	L ⁽⁷⁾	1-2	*N.C. State ⁽¹⁾
4/29	A	W	11-6	*N.C. State ⁽²⁾
5/2	A	W	15-5	Georgia Tech
5/5	A	L	3-4	*Wake Forest
5/6	A	L	1-3	*Duke
5/11	H	W	20-2	Rollins
5/12	H	L ⁽⁶⁾	2-4	Rollins
5/13	N1	W	7-4	%North Carolina
5/15	A	L ⁽⁶⁾	4-5	Furman

* - ACC game; % - not counted in ACC standings; N1 - Belmont, NC

1962 (17-8 Overall; 8-6 ACC, T-3rd)

Head Coach: Bill Wilhelm (5th)

Date	St	W-L	Score	Opponent
3/20	A	L	2-10	Georgia
3/23	H	W	17-1	The Citadel
3/24	H	W	22-3	The Citadel
3/30	A	L	8-14	Florida State
4/3	H	W	6-3	Georgia
4/7	H	W	3-2	*Maryland
4/10	H	L	3-4	*Duke
4/14	A	W	3-2	*Maryland
4/16	A	W ⁽⁷⁾	11-2	*Virginia ⁽¹⁾
4/16	A	L	5-7	*Virginia ⁽²⁾
4/19	H	W	14-11	Florida State
4/20	H	W	6-4	*Wake Forest
4/21	A	W	9-6	Georgia Tech ⁽¹⁾
4/21	A	W ⁽⁷⁾	18-4	Georgia Tech ⁽²⁾
4/24	A	W	5-4	*South Carolina
4/27	A	L	5-11	*North Carolina
4/28	A	W	9-2	*N.C. State
5/2	H	W	7-3	Furman
5/4	A	L	4-20	*Wake Forest
5/5	A	L	3-7	*Duke
5/8	H	W	27-17	*South Carolina
5/11	H	W	11-4	*North Carolina
5/12	H	L	0-1	*N.C. State
5/14	N1	W	6-0	%Wake Forest
5/15	A	W	11-1	Furman

* - ACC game; % - not counted in ACC standings; N1 - Belmont, NC

1963 (15-11 Overall; 9-5 ACC, T-2nd)

Head Coach: Bill Wilhelm (6th)

Date	St	W-L	Score	Opponent
3/21	A	L	7-10	Florida State
3/22	A	W	12-7	Florida State
3/23	A	L	3-12	Florida State

3/23	N1	W	17-4	Navy
3/27	A	W	6-4	Georgia Tech
3/29	A	W	7-4	The Citadel
3/30	A	L	3-7	#The Citadel
4/3	H	L	8-10	Georgia Tech
4/8	H	L	6-11	Georgia
4/10	A	L	2-5	Georgia
4/12	A	L	4-5	*Virginia
4/13	A	W	10-4	*Virginia
4/15	A	L	1-2	*Maryland
4/16	A	W ⁽¹³⁾	7-3	*Maryland
4/19	H	W	14-7	*N.C. State
4/20	H	W	8-2	*North Carolina
4/23	H	W	9-2	*South Carolina
4/26	A	L	5-14	*Wake Forest
4/27	A	W	5-1	*Duke
5/3	H	W	5-4	*Duke
5/4	H	L	8-14	*Wake Forest
5/7	A	W	6-5	Furman
5/10	A	W	12-11	*N.C. State
5/11	A	L	4-6	*North Carolina
5/14	A	W	5-1	*South Carolina
5/15	H	W	11-6	Furman

* - ACC game; # - no-hit game; † - Wilhelm's 100th victory; N1 - Tallahassee, FL

1964 (13-13 Overall; 6-7 ACC, T-4th)

Head Coach: Bill Wilhelm (7th)

Date	St	W-L	Score	Opponent
3/19	A	L	5-8	Florida State
3/20	A	W	8-5	Florida State
3/20	N1	L	3-6	Tennessee
3/21	A	L	6-12	Florida State
3/23	H	W	9-3	Yale
3/24	H	W	10-5	Yale
3/27	H	W	9-1	*Virginia
3/28	H	L	9-11	*Virginia
3/30	H	L	3-6	*Maryland
3/31	H	W	11-8	*Maryland
4/1	H	W	11-4	Cornell
4/9	A	W	11-9	Georgia
4/11	H	L	8-10	Georgia
4/14	H	W	22-4	Georgia Tech
4/17	A	L	2-3	*N.C. State
4/18	A	L	3-4	*North Carolina
4/24	A	W	5-3	*Duke
4/25	A	L ⁽¹¹⁾	3-4	*Wake Forest
4/28	A	W	4-2	*South Carolina
5/1	H	L	0-3	*Wake Forest
5/6	A	W	1-0	Furman
5/8	H	W	9-4	*N.C. State
5/9	H	L	5-12	*North Carolina
5/12	H	W	5-3	*South Carolina
5/13	H	L	9-10	Furman
5/14	A	L	3-4	Georgia Tech

* - ACC game; N1 - Tallahassee, FL

1965 (18-10-2 Overall; 9-5 ACC, 2nd)

Head Coach: Bill Wilhelm (8th)

Date	St	W-L	Score	Opponent
3/20	A	L	0-2	Georgia
3/22	A	W	4-2	The Citadel
3/23	A	W	6-2	The Citadel
3/30	H	L	3-6	Ohio
3/31	H	W ⁽⁷⁾	15-1	Miami (OH)
4/1	H	W	14-0	Miami (OH) ⁽¹⁾
4/1	H	W ⁽⁷⁾	9-0	Miami (OH) ⁽²⁾
4/3	H	W ⁽⁷⁾	4-2	Georgia Tech ⁽¹⁾
4/3	H	T ⁽⁷⁾	6-6	Georgia Tech ⁽²⁾
4/6	H	W	11-9	Furman
4/9	H	W	6-5	*North Carolina
4/10	H	L	5-8	*N.C. State
4/12	H	L	4-8	Georgia
4/16	A	L	1-6	*Maryland
4/17	A	L	1-2	*Maryland
4/20	A	W	5-2	*Virginia ⁽¹⁾
4/20	A	L	0-1	*Virginia ⁽²⁾
4/23	H	W	10-2	*Duke
4/24	H	W	9-5	*Wake Forest
4/26	H	W	9-8	Florida State

4/27	H	L	11-13	Florida State ⁽¹⁾
4/27	H	L ⁽⁵⁾	3-16	Florida State ⁽²⁾
4/30	A	L ⁽¹³⁾	3-4	*North Carolina
5/1	A	W	6-4	*N.C. State
5/4	H	W	18-1	*South Carolina
5/7	A	W	8-0	*Duke
5/8	A	W	2-0	*Wake Forest
5/11	A	T	4-4	Georgia Tech
5/13	A	W	9-3	*South Carolina
5/15	A	W	4-3	Furman

* - ACC game

1966 (20-7-2 Overall; 9-4 ACC, 2nd)

Head Coach: Bill Wilhelm (9th)

Date	St	W-L	Score	Opponent
3/21	H	W	11-0	Virginia Tech
3/22	H	W	9-6	Virginia Tech
3/25	H	W	11-5	The Citadel
3/26	H	W	27-2	The Citadel
3/28	H	T ⁽¹⁰⁾	12-12	Ohio
3/29	H	W	6-4	Ohio
3/30	H	W	8-3	Ohio
4/2	H	W	11-0	*Duke
4/5	H	W	7-3	*Wake Forest
4/8	H	W	11-2	*Maryland
4/9	H	W	12-7	*Maryland
4/11	H	W	8-4	*Virginia
4/12	H	W	18-3	*Virginia
4/15	A	L	1-6	*North Carolina
4/16	A	L	6-7	*N.C. State
4/18	H	W	14-9	Georgia Tech
4/19	A	W	17-9	Georgia
4/23	A	L	5-6	*Wake Forest
4/25	H	W	18-6	Furman
4/26	H	W	11-6	*South Carolina
4/30	H	L ⁽⁸⁾	3-5	*North Carolina
5/12	H	T ⁽⁸⁾	3-3	Georgia
5/16	H	W	8-7	*N.C. State
5/17	A	W	6-3	Furman
5/19	A	W	8-2	*South Carolina
5/20	A	L	1-4	Georgia Tech
5/23	A	L	5-11	Florida State
5/24	A	L	3-4	Florida State
5/25	A	W	4-3	Florida State

* - ACC game

1967 (29-9 Overall; 11-2 ACC, 1st)

ACC Champion

Ranked #7 by Collegiate Baseball

Head Coach: Bill Wilhelm (10th)

Date	St	W-L	Score	Opponent
3/17	H	W	4-1	Kentucky
3/18	H	W	9-0	Kentucky
3/20	H	L	5-6	Tennessee
3/21	H	W	6-2	Tennessee
3/23	H	W	8-1	Rhode Island ⁽¹⁾
3/23	H	L ⁽⁷⁾	4-6	Rhode Island ⁽²⁾
3/24	H	W	8-4	Springfield
3/25	H	W	6-1	Springfield
3/27	H	L	1-4	Massachusetts
3/29	H	W	4-0	Massachusetts ⁽¹⁾
3/29	H	W ⁽⁷⁾	9-4	Massachusetts ⁽²⁾
3/31	H	W	15-2	Davidson
4/4	H	W	10-1	Georgia Tech
4/5	A	W	7-3	Furman
4/7	H	W	6-1	*North Carolina
4/8	H	W	9-6	*N.C. State
4/10	H	L	1-4	Georgia
4/11	A	L	1-4	*South Carolina
4/14	A	W	8-2	*Wake Forest
4/15	A	L	3-10	*Duke
4/17	H	W	6-5	Furman
4/18	H	W	8-1	*South Carolina
5/3	A	W	2-1	Georgia
5/5	H	W	4-0	*Duke
5/6	A	W	3-0	#Georgia Tech
5/8	A	W	2-0	*North Carolina
5/9	A	W	8-5	*N.C. State
5/10	A	W	7-2	*Virginia
5/11	A	W	2-0	*Virginia

5/12	A	W	2-1	*Maryland
5/13	A	W	8-4	*Maryland
5/16	A	W ⁽⁷⁾	6-1	Virginia Tech ⁽¹⁾
5/16	A	L ⁽⁷⁾	2-4	Virginia Tech ⁽²⁾
6/2	N1	L	3-5	\$Florida State
6/3	N1	W	5-0	\$West Virginia
6/3	N1	W	6-4	\$Florida State
6/5	N1	W	3-2	\$Auburn ⁽¹⁾
6/5	N1	L ⁽¹³⁾	5-6	\$Auburn ⁽²⁾

* - ACC game; # - no-hit game; \$ - NCAA District III Playoffs; N1 - Gastonia, NC

1968 (27-14 Overall; 11-7 ACC, 4th)

Head Coach: Bill Wilhelm (11th)

Date	St	W-L	Score	Opponent
3/13	A	W ⁽⁷⁾	6-3	Mississippi State ⁽¹⁾
3/13	A	W ⁽⁷⁾	2-1	Mississippi State ⁽²⁾
3/14	A	L	0-11	Mississippi
3/15	A	L ⁽⁷⁾	0-6	Mississippi ⁽¹⁾
3/15	A	W ⁽⁷⁾	5-3	Mississippi ⁽²⁾
3/19	H	L ⁽⁷⁾	5-9	Ohio ⁽¹⁾
3/19	H	W ⁽⁷⁾	7-5	Ohio ⁽²⁾
3/20	H	W	5-4	Ohio
3/22	H	L ⁽⁶⁾	2-6	Virginia Tech
3/23	H	W	2-1	Virginia Tech
3/26	H	W	20-4	Furman
3/29	H	W	6-4	*Virginia
3/30	H	W	8-1	Springfield
4/2	H	W ⁽¹¹⁾	3-2	Georgia
4/6	H	W ⁽⁷⁾	11-0	*Wake Forest ⁽¹⁾
4/6	H	W ⁽⁷⁾	9-0	*Wake Forest ⁽²⁾
4/8	H	W ⁽⁷⁾	8-4	Rhode Island ⁽¹⁾
4/8	H	L ⁽⁷⁾	3-6	Rhode Island ⁽²⁾
4/9	H	W	3-2	Rhode Island
4/11	A	W	12-4	Furman
4/12	H	W	14-7	*N.C. State
4/13	H	L ⁽⁷⁾	1-2	*North Carolina ⁽¹⁾
4/13	H	W ⁽⁷⁾	4-0	*North Carolina ⁽²⁾
4/15	H	W	6-3	Georgia Tech
4/16	H	W	6-5†	*South Carolina
4/20	H	W ⁽⁷⁾	3-1	*Maryland ⁽¹⁾
4/20	H	L ⁽⁷⁾	2-7	*Maryland ⁽²⁾
5/2	A	W ⁽¹⁰⁾	2-1	*North Carolina
5/3	A	L ⁽⁷⁾	2-4	*N.C. State ⁽¹⁾
5/3	A	L ⁽⁷⁾	1-6	*N.C. State ⁽²⁾
5/4	A	L	0-7	Georgia Tech
5/6	A	W ⁽¹⁰⁾	3-2	Georgia
5/7	A	W ⁽⁷⁾	1-0	*South Carolina ⁽¹⁾
5/7	A	L ⁽⁷⁾	3-4	*South Carolina ⁽²⁾
5/8	A	W	7-0	East Carolina
5/9	A	W	8-1	East Carolina
5/10	A	W ⁽¹⁰⁾	2-0	*Wake Forest
5/11	A	W ⁽⁷⁾	5-3	*Duke ⁽¹⁾
5/11	A	L ⁽⁷⁾	0-7	*Duke ⁽²⁾



Tom Hudgins had a 6-4 record and 3.74 ERA to lead the Tigers to a 27-14 record in 1968.

5/13	A	L ⁽¹¹⁾	2-3	George Washington
5/14	A	L	0-1	*Maryland

* - ACC game; † - Wilhelm's 200th victory

1969 (27-17-2 Overall; 12-8-1 ACC, 3rd)

Head Coach: Bill Wilhelm (12th)

Date	St	W-L	Score	Opponent
3/15	H	W	5-4	East Tennessee State ⁽¹⁾
3/15	H	W ⁽⁷⁾	7-2	East Tennessee State ⁽²⁾
3/19	H	L	3-17	Ohio
3/20	H	L ⁽¹¹⁾	5-7	Ohio
3/21	H	W	5-4	Virginia Tech
3/22	H	W ⁽⁷⁾	5-4	Virginia Tech
3/22	H	W	18-1	Kent State
3/24	H	L ⁽⁷⁾	5-9	Kent State ⁽¹⁾
3/24	H	T ⁽⁶⁾	6-6	Kent State ⁽²⁾
3/25	H	W	16-10	Massachusetts
3/26	H	W	13-9	Massachusetts
3/28	H	W ⁽⁷⁾	28-1	Buffalo
3/29	H	W ⁽⁷⁾	15-4	Buffalo ⁽¹⁾
3/29	H	W ⁽⁷⁾	18-4	Buffalo ⁽²⁾
3/30	H	W	10-1	Georgia
4/1	H	W	12-5	Furman
4/4	H	W ⁽⁷⁾	5-3	*N.C. State ⁽¹⁾
4/4	H	W ⁽⁷⁾	3-0	*N.C. State ⁽²⁾
4/5	H	L	5-10	*North Carolina
4/7	A	L	6-13	*Duke
4/8	A	W ⁽⁷⁾	4-3	*Wake Forest ⁽¹⁾
4/8	A	L ⁽⁷⁾	0-11	*Wake Forest ⁽²⁾
4/9	A	W	16-11	Georgia
4/11	H	W ⁽⁷⁾	12-5	*Virginia ⁽¹⁾
4/11	H	W ⁽⁷⁾	9-3	*Virginia ⁽²⁾
4/12	H	W	7-0	*Maryland
4/16	A	T ⁽¹³⁾	4-4	*South Carolina
4/19	H	L	2-6	Florida State ⁽¹⁾
4/19	H	L	1-3	Florida State ⁽²⁾
4/21	H	L	3-4	Georgia Tech
4/23	H	W	14-1	Jacksonville
4/26	A	W	10-3	Furman
5/6	H	L ⁽⁷⁾	1-2	*South Carolina ⁽¹⁾
5/6	H	W ⁽⁷⁾	7-3	*South Carolina ⁽²⁾
5/7	A	L	8-9	Davidson
5/9	H	W	7-6	*Wake Forest
5/10	H	W ⁽⁷⁾	8-5	*Duke ⁽¹⁾
5/10	H	W ⁽⁷⁾	7-2	*Duke ⁽²⁾
5/12	A	L	1-7	*N.C. State
5/13	A	L ⁽⁷⁾	2-5	*North Carolina ⁽¹⁾
5/13	A	W ⁽⁷⁾	7-4	*North Carolina ⁽²⁾
5/14	A	L	2-3	Virginia Tech
5/15	A	L	1-8	Virginia Tech
5/16	A	L	0-2	*Virginia
5/17	A	L ⁽⁷⁾	2-3	*Maryland ⁽¹⁾
5/17	A	W ⁽⁷⁾	9-5	*Maryland ⁽²⁾

* - ACC game

1970 (32-16 Overall; 14-8 ACC, 2nd)

Ranked #18 by Collegiate Baseball

Head Coach: Bill Wilhelm (13th)

Date	St	W-L	Score	Opponent
3/7	H	W ⁽⁷⁾	10-0	°Louisville ⁽¹⁾
3/7	H	W ⁽⁷⁾	8-1	Louisville ⁽²⁾
3/12	A	L	3-13	Florida
3/13	A	L	4-5	Florida
3/14	A	W ⁽⁷⁾	5-2	Florida ⁽¹⁾
3/14	A	W ⁽⁷⁾	6-3	Florida ⁽²⁾
3/16	A	W	5-3	Jacksonville
3/17	A	L	0-4	Jacksonville
3/18	N1	W ⁽⁸⁾	5-4	#Virginia Tech
3/18	A	W ⁽⁷⁾	5-1	#Georgia Southern
3/19	N1	W ⁽⁷⁾	6-3	#Virginia Tech
3/19	A	W	6-2	#Georgia Southern
3/23	H	W	6-5	George Washington
3/25	H	L	1-5	Ohio
3/26	H	W ⁽¹⁰⁾	7-6	Ohio
3/27	H	W	14-2	Vermont
3/28	H	W ⁽⁷⁾	8-2	Rider ⁽¹⁾
3/28	H	W ⁽⁸⁾	2-1	Rider ⁽²⁾
4/4	H	W ⁽⁷⁾	2-1	*Wake Forest ⁽¹⁾
4/4	H	W ⁽⁷⁾	5-0	*Wake Forest ⁽²⁾
4/5	H	W	3-1	*Duke

4/7	H	W	17-6	Georgia Tech
4/8	A	W	16-4	Belmont Abbey
4/10	H	W	2-0	*N.C. State
4/11	H	W ⁽⁷⁾	6-4	*North Carolina ⁽¹⁾
4/11	H	W ⁽⁸⁾	5-0	*North Carolina ⁽²⁾
4/14	A	L ⁽⁷⁾	1-2	*South Carolina ⁽¹⁾
4/14	A	W ⁽⁷⁾	2-1	*South Carolina ⁽²⁾
4/15	H	W	4-1	Georgia
4/16	H	W	8-6	Belmont Abbey
4/18	A	L	1-5	*Maryland
4/19	A	W ⁽⁷⁾	5-3	*Virginia ⁽¹⁾
4/19	A	L ⁽⁷⁾	1-5	*Virginia ⁽²⁾
5/5	H	W	4-0	*South Carolina
5/6	A	L ⁽¹²⁾	10-11	Georgia
5/7	A	L	1-7	Georgia Tech
5/9	H	W ⁽⁷⁾	3-1	*Maryland ⁽¹⁾
5/9	H	W ⁽⁷⁾	9-1	*Maryland ⁽²⁾
5/10	H	W	6-2	*Virginia
5/11	A	L	3-5	*North Carolina
5/12	A	W ⁽⁷⁾	7-2	*N.C. State ⁽¹⁾
5/12	A	L ⁽⁷⁾	2-3	*N.C. State ⁽²⁾
5/13	A	L	5-14	Virginia Tech
5/14	A	L	0-1	Virginia Tech
5/15	A	W	9-5	*Wake Forest
5/16	A	L ⁽⁷⁾	1-2	*Duke ⁽¹⁾
5/16	A	L ⁽⁷⁾	1-2	*Duke ⁽²⁾
5/22	N2	L	3-4	^Maryland

* - ACC game; ° - first game played at Doug Kingsmore Stadium; # - Georgia Southern Tournament; ^ - ACC Playoff game; N1 - Statesboro, GA; N2 - Raleigh, NC

1971 (27-14 Overall; 10-5 ACC, 2nd)

Ranked #22 by Collegiate Baseball

Head Coach: Bill Wilhelm (14th)

Date	St	W-L	Score	Opponent
3/6	H	W ⁽⁷⁾	4-0	Louisville ⁽¹⁾
3/6	H	W ⁽⁷⁾	9-2	Louisville ⁽²⁾
3/11	H	L	1-2	East Tennessee State
3/12	H	W	4-3	East Tennessee State
3/15	A	W	10-5	Mississippi
3/16	A	L	4-12	Mississippi
3/17	A	L	1-8	Mississippi
3/18	A	W	6-4	Mississippi State
3/20	A	L ⁽⁷⁾	1-2	Mississippi State ⁽¹⁾
3/20	A	W	10-8	Mississippi State ⁽²⁾
3/22	H	L ⁽¹⁰⁾	2-6	Ohio
3/23	H	L	3-7	Ohio
3/24	H	W	4-3	Ohio
3/28	N1	L	0-3	* N.C. State
3/30	H	L	3-8	Georgia Southern
3/31	H	W	3-0	Georgia Southern
4/3	H	W	2-1	* Wake Forest
4/4	H	W	5-4	* Duke
4/5	A	W ⁽¹⁰⁾	4-1	Belmont Abbey
4/7	A	W	8-4	Georgia
4/10	N2	L	1-2	* North Carolina ⁽¹⁾
4/10	N2	L	1-3	* North Carolina ⁽²⁾
4/11	A	W	4-0	* N.C. State
4/13	A	L	4-8	Georgia Tech
4/14	H	W	10-3	Georgia
4/15	H	W	7-1	Belmont Abbey
4/16	H	W	8-3	Belmont Abbey
4/17	H	W ⁽⁷⁾	11-0	# Florida State ⁽¹⁾
4/17	H	W	12-7	Florida State ⁽²⁾
4/18	H	W	3-2	Florida State
4/21	H	L	1-4	Georgia Tech
4/25	H	W	8-2	* South Carolina
5/4	A	W	8-4	* South Carolina
5/6	H	L	5-16	* Virginia
5/7	H	W	5-2	* Virginia
5/8	H	W ⁽¹⁰⁾	3-2	* Maryland
5/9	H	W	4-1	* Maryland
5/12	A	W	5-2	* Duke
5/14	A	W	9-1	* Wake Forest
5/15	A	W ⁽⁷⁾	6-4	Virginia Tech
5/16	N3	L	0-4	^ Maryland
* - ACC game; # - no-hit game; ^ - ACC Play-off game; N1 - Columbia, SC; N2 - Durham, NC; N3 - Raleigh, NC				

1972 (19-15 Overall; 6-7 ACC, 5th)

Head Coach: Bill Wilhelm (15th)

Date	St	W-L	Score	Opponent
3/4	H	W	10-0	Louisville
3/5	H	W	14-2	Louisville
3/6	H	W	1-0	West Virginia
3/7	H	W	9-1	West Virginia
3/10	A	L	7-11	Florida State
3/11	A	L	3-6	Florida State
3/12	A	L	3-20	Florida State
3/17	N1	W	6-4	% Virginia Tech
3/17	A	W	2-1†	% Georgia Southern
3/18	A	L	4-10	% Georgia Southern
3/18	N1	L	3-4	% Virginia Tech
3/20	H	W	2-1	Ohio
3/21	H	L ⁽¹⁰⁾	1-2	Ohio
4/1	A	W ⁽⁷⁾	8-0	*North Carolina ⁽¹⁾
4/1	A	L ⁽⁷⁾	1-3	*North Carolina ⁽²⁾
4/2	A	W	7-2	*N.C. State
4/4	H	W	8-0	South Carolina
4/5	A	L	1-2	South Carolina
4/8	H	W ⁽⁷⁾	2-0	*Wake Forest ⁽¹⁾
4/8	H	W ⁽⁷⁾	4-3	*Wake Forest ⁽²⁾
4/9	H	W ⁽¹¹⁾	1-0	Georgia Tech
4/12	A	W	12-4	Georgia
4/15	H	W ⁽⁷⁾	7-0	*N.C. State ⁽¹⁾
4/15	H	L ⁽⁷⁾	2-3	*N.C. State ⁽²⁾
4/16	H	W ⁽¹²⁾	5-4	*North Carolina
4/18	A	W	12-3	Georgia
4/21	N2	W	5-2	South Carolina
5/2	H	W	4-0	Georgia
5/5	A	L	8-9	*Wake Forest
5/6	A	L ⁽⁷⁾	3-4	*Virginia ⁽¹⁾
5/6	A	L ⁽⁷⁾	2-5	*Virginia ⁽²⁾
5/7	A	L	2-5	*Virginia
5/10	A	L	2-3	*Maryland ⁽¹⁾
5/10	A	L ⁽⁷⁾	0-3*	*Maryland ⁽²⁾

* - ACC game; # - no-hit game; † - Wilhelm's 300th victory; ^ - not counted in ACC standings; % - Georgia Southern Tournament; N1 - Statesboro, GA; N2 - Sumter, SC

1973 (24-16 Overall; 10-2 ACC, T-1st)

Head Coach: Bill Wilhelm (16th)

Date	St	W-L	Score	Opponent
3/9	H	W	7-3	West Virginia
3/13	H	W	5-0	Appalachian State
3/15	H	L ⁽¹⁰⁾	4-8	Central Michigan
3/16	H	W ⁽⁸⁾	3-0*	Maryland
3/18	N1	W	8-4	Austin Peay State
3/19	A	L ⁽⁷⁾	1-2	Mississippi State ⁽¹⁾
3/19	A	L ⁽⁷⁾	0-2	Mississippi State ⁽²⁾
3/20	A	L ⁽⁷⁾	3-6	Mississippi ⁽¹⁾
3/20	A	W ⁽⁵⁾	10-4	Mississippi ⁽²⁾
3/21	A	L	3-10	Mississippi
3/22	A	L	1-10	South Alabama
3/23	N2	W	2-0	Yale
3/23	A	L	1-11	South Alabama
3/25	A	W	15-8	Alabama
3/27	A	W	7-0	*Wake Forest
3/28	H	L ⁽⁷⁾	2-8	Western Michigan ⁽¹⁾
3/28	H	W ⁽⁷⁾	10-8	Western Michigan ⁽²⁾
4/3	H	W ⁽⁸⁾	3-0	*North Carolina
4/4	A	W	4-2	South Carolina
4/5	H	W	12-3	Georgia
4/6	H	L ⁽¹⁰⁾	4-6	*Virginia
4/9	H	W	5-3	*Wake Forest
4/10	H	L	1-3	South Carolina
4/11	A	W	6-5	Georgia
4/13	A	W ⁽⁷⁾	8-1	*N.C. State ⁽¹⁾
4/13	A	L ⁽⁷⁾	1-7	*N.C. State ⁽²⁾
4/14	A	W	3-1	*North Carolina
4/15	A	W	11-3	*Virginia
4/16	A	W	10-0	*Maryland
4/17	A	W ⁽⁷⁾	9-7	*Duke ⁽¹⁾
4/17	A	W ⁽⁷⁾	4-3	*Duke ⁽²⁾
4/20	N3	W	10-3	+Wake Forest
4/21	N3	W	3-1	+Virginia
4/22	N3	L ⁽¹⁰⁾	4-8	+N.C. State ⁽¹⁾
4/22	N3	L	2-3	+N.C. State ⁽²⁾

4/23	H	L	5-7	Georgia
4/26	H	W ⁽⁷⁾	2-1	Florida State ⁽¹⁾
4/26	H	L ⁽⁷⁾	1-2	Florida State ⁽²⁾
4/27	H	L	1-9	Florida State
4/28	N4	W	9-5	South Carolina

* - ACC game; # - no-hit game; + - ACC Tournament; N1 - Livingston, AL; N2 - Mobile, AL; N3 - Chapel Hill, NC; N4 - Spartanburg, SC

1974 (23-15 Overall; 10-1 ACC, 1st)

Head Coach: Bill Wilhelm (17th)

Date	St	W-L	Score	Opponent
3/1	A	L	8-9	Georgia Southern
3/2	A	L	2-5	Georgia Southern
3/3	A	L	3-6	Georgia Southern
3/5	H	W	8-1	Mercer
3/6	H	W	12-0	Mercer
3/8	A	L	3-6	Florida State
3/9	A	W	7-5	Florida State
3/10	A	L	3-5	Florida State
3/13	H	L ⁽¹⁰⁾	3-4	Western Carolina
3/15	H	W	3-2	*Maryland
3/17	A	L	6-17	Florida
3/18	A	L	3-10	Florida
3/19	A	W	24-2	Florida
3/20	A	L	5-6	Florida Southern
3/21	A	W	5-2	Florida Southern
3/26	H	W	5-0	East Tennessee State
3/28	H	L	0-3	South Carolina
3/30	H	W	18-1	*North Carolina
3/31	H	W	18-1	*Duke
4/2	H	W	3-0	Georgia
4/3	A	L	7-11	Georgia Tech
4/6	A	W	7-0	*Wake Forest
4/7	A	W	2-1	*N.C. State
4/9	H	W	12-3	Georgia Tech
4/10	A	L	4-5	Georgia
4/12	A	W	3-2	*North Carolina
4/14	A	W	8-5	*Maryland
4/16	H	W	6-3	Georgia
4/17	H	W	10-8	Georgia Tech
4/19	H	W ⁽¹⁶⁾	3-2	*Virginia ⁽¹⁾
4/19	H	L ⁽⁷⁾	1-2	*Virginia ⁽²⁾
4/20	H	W	12-3	*Wake Forest
4/21	H	W	5-0	*N.C. State
4/26	N1	L	2-3	+Virginia
4/27	N1	W	6-4	+North Carolina
4/27	N1	W	9-6	+Virginia
4/28	A	W	12-5	+N.C. State ⁽¹⁾
4/28	A	L	6-8	+N.C. State ⁽²⁾

* - ACC game; + - ACC Tournament; N1 - Raleigh, NC

1975 (33-10 Overall; 10-2 ACC, T-1st)

Head Coach: Bill Wilhelm (18th)

Date	St	W-L	Score	Opponent
3/1	H	W	9-6	Gardner-Webb
3/3	H	W	26-6	West Virginia
3/4	H	W	12-3	West Virginia
3/7	H	W ⁽⁸⁾	4-1	Georgia Southern
3/8	H	W	13-3	Georgia Southern
3/9	H	W	9-2	Georgia Southern
3/14	A	W ⁽⁷⁾	9-4	Alabama
3/14	N1	W ⁽⁷⁾	4-1	Tennessee
3/15	N1	L ⁽⁷⁾	4-8	Tennessee
3/15	A	W ⁽⁷⁾	7-3	Alabama
3/17	A	L	1-2	Birmingham-Southern
3/19	A	W	5-4	Auburn ⁽¹⁾
3/19	A	W	6-4	Auburn ⁽²⁾
3/20	A	W	3-0	Mercer
3/21	A	W	3-2	Mercer
3/23	A	W	11-1	Georgia
3/25	H	W	10-7	Marshall
3/26	H	L ⁽⁷⁾	1-4	Marshall ⁽¹⁾
3/26	H	W ⁽⁷⁾	13-0	Marshall ⁽²⁾
3/28	A	L	3-6	*Maryland
3/31	H	W	4-0	Saint John's
4/1	H	W	8-0	Western Carolina



Bob Mahony, a Clemson baseball radio color commentator for 20 seasons, retired all four batters he faced against Arizona in the 1976 College World Series.

4/4	H	W	4-2	*Virginia
4/5	H	W	6-5	*N.C. State
4/6	H	L	1-3	*N.C. State
4/8	A	W	10-3	Georgia Tech
4/11	H	W ⁽⁷⁾	6-2	*North Carolina ⁽¹⁾
4/11	H	W ⁽⁷⁾	5-2	*North Carolina ⁽²⁾
4/12	H	W	14-3	*Duke ⁽¹⁾
4/12	H	W	8-1	*Duke ⁽²⁾
4/13	H	W	5-2	*Maryland
4/15	H	W	10-1	Georgia
4/16	A	L	2-6	South Carolina
4/18	A	W	6-3	*Virginia
4/19	A	W	7-2	*Wake Forest
4/20	A	W	6-1	*Wake Forest
4/22	A	W	18-3	Georgia Tech
4/25	A	L	2-7	+North Carolina
4/26	N2	W	15-1	+Wake Forest
4/26	A	W	7-6	+North Carolina
4/27	N2	L	2-3	+N.C. State
5/23	A	L	3-5	\$Eastern Michigan
5/24	N3	L	4-5	\$Penn State

* - ACC game; + - ACC Tournament; \$ - NCAA Midwest Regional; N1 - Tuscaloosa, AL; N2 - Chapel Hill, NC; N3 - Ypsilanti, MI

1976 (36-15 Overall; 10-2 ACC, 1st)

ACC Champion

College World Series Participant

Ranked #5 by Collegiate Baseball

Head Coach: Bill Wilhelm (19th)

Date	St	W-L	Score	Opponent
3/1	H	W	3-0	High Point
3/2	H	W ⁽¹¹⁾	4-3	High Point
3/3	H	W	9-0	Francis Marion
3/5	H	W	6-2	Charleston Southern
3/7	H	W	5-4	James Madison
3/8	A	L	3-4	Georgia
3/10	A	W	9-5	Ersine
3/11	H	W	6-0†	*Maryland
3/13	A	W	6-5	Florida
3/14	A	L	4-5	Florida
3/15	A	L	3-7	Rollins
3/15	A	L ⁽¹⁰⁾	1-3	Stetson
3/16	A	W	7-6	Rollins
3/17	A	W	11-3	Florida Southern
3/18	A	L	1-2	Florida Southern
3/19	A	L	2-16	Jacksonville
3/20	A	L	8-15	Georgia Southern ⁽¹⁾
3/20	A	W	16-12	Georgia Southern ⁽²⁾
3/22	H	L ⁽¹⁴⁾	1-3	Toledo

3/23	H	L	1-4	Toledo
3/24	H	L	4-6	Toledo
3/25	A	W	4-1	Newberry
3/27	H	W	10-6	North Carolina-Wilmington
3/28	H	W	10-2	North Carolina-Wilmington
3/31	N1	W	7-5	*Wake Forest ⁽¹⁾
3/31	N1	W	4-2	*Wake Forest ⁽²⁾
4/2	A	W	10-6	South Carolina
4/3	A	W	7-4	*N.C. State
4/4	A	W	8-0	*N.C. State
4/5	A	W	12-3	Georgia Tech
4/6	H	W	5-2	Georgia
4/8	A	W	20-7	*Duke
4/9	A	L	1-10	*Duke
4/10	A	L ⁽¹⁰⁾	2-3	*North Carolina
4/11	A	W ⁽¹²⁾	3-2	*North Carolina
4/12	A	W ⁽¹¹⁾	12-10	Georgia Tech
4/13	H	L	3-4	South Carolina
4/14	A	W	10-3	Georgia
4/16	H	W	9-0	*Virginia
4/17	H	W	9-0*	*Virginia
4/18	H	W	8-6	*Maryland
4/21	A	W	10-4	Wofford
4/23	H	W	2-0	+Wake Forest
4/24	H	W	2-1	+Maryland
4/25	H	W	3-2	+Maryland
5/21	N1	W	13-2	\$Furman
5/22	A	W	10-4	\$South Carolina
5/24	N1	W	6-2	\$Furman
6/11	N2	W	9-4	!Auburn
6/13	N2	L ⁽¹⁰⁾	2-3	!Eastern Michigan
6/14	N2	L	6-10	!Arizona

* - ACC game; # - no-hit game; † - Wilhelm's 400th victory; + - ACC Tournament; \$ - NCAA Atlantic Regional; ! - College World Series; N1 - Columbia, SC; N2 - Omaha, NE

1977 (42-10 Overall; 9-1 ACC, 1st)

College World Series Participant

Ranked #5 by Collegiate Baseball

Head Coach: Bill Wilhelm (20th)

Date	St	W-L	Score	Opponent
2/26	A	W ⁽⁷⁾	12-2	Columbus ⁽¹⁾
2/26	A	W ⁽⁷⁾	13-5	Columbus ⁽²⁾
3/1	H	W	10-1	High Point
3/2	H	W	10-0	High Point
3/3	A	W	2-1	Georgia
3/5	H	W	6-0	*Duke
3/8	H	W ⁽⁷⁾	6-2	James Madison ⁽¹⁾
3/8	H	W	10-3	James Madison ⁽²⁾
3/9	H	W	3-0	Mercer
3/10	H	W	8-6	Mercer
3/11	H	W	5-2	Marshall
3/12	A	W	5-2	The Citadel
3/14	A	W	8-0	Charleston Southern
3/15	A	W	3-1	Charleston Southern
3/16	A	W	8-6	Francis Marion
3/17	A	W	8-0	# North Carolina-Wilmington
3/18	A	W	4-1	North Carolina-Wilmington
3/19	A	W	11-6	* Wake Forest
3/20	A	W	13-12	* Wake Forest
3/22	H	W	8-1	Toledo
3/23	H	W ⁽⁷⁾	10-3	Toledo ⁽¹⁾
3/23	H	W ⁽⁷⁾	6-5	Toledo ⁽²⁾
3/24	H	W ⁽¹¹⁾	5-3	Toledo ⁽¹⁾
3/24	H	W ⁽⁵⁾	13-0	Toledo ⁽²⁾
3/26	H	W	3-0	Lewis
3/27	H	W	9-8	Lewis
3/28	H	L	1-2	South Carolina
4/1	H	L	3-6	Newberry
4/2	H	W	7-3	* N.C. State
4/6	H	W	2-0	Georgia
4/7	H	W	13-0	Ersine
4/8	H	W	8-7	Georgia Tech
4/9	H	W	14-0	* North Carolina
4/10	H	W	9-3	* North Carolina
4/12	A	L ⁽⁷⁾	6-7	South Carolina ⁽¹⁾
4/12	A	L ⁽⁷⁾	2-7	South Carolina ⁽²⁾
4/14	A	L ⁽¹⁰⁾	9-12	* Maryland
4/15	A	W	9-6	* Maryland

4/16	A	W	8-3	*Virginia
4/17	A	W	26-4	*Virginia
4/19	A	W ⁽⁶⁾	2-0	Wofford
4/22	H	W	10-3	+N.C. State
4/23	H	L	4-5	+Wake Forest
4/24	H	W	14-6	+N.C. State
4/24	H	L	9-22	+Wake Forest
5/20	N1	W	8-7	\$Mississippi
5/21	A	W	7-2	\$Miami (FL)
5/22	A	L	3-10	\$Miami (FL) ⁽¹⁾
5/22	A	W	10-9	\$Miami (FL) ⁽²⁾
6/10	N2	L	7-10	!Arizona State
6/11	N2	W	13-4	!Temple
6/14	N2	L	0-1	!California State-Los Angeles

* - ACC game; # - no-hit game; + - ACC Tournament; \$ - NCAA South Regional; ! - College World Series; N1 - Coral Gables, FL; N2 - Omaha, NE



The 1978 Tigers played in the NCAA Atlantic Regional at Coral Gables, FL after winning the ACC regular-season and tournament titles.

1978 (39-14 Overall; 10-2 ACC, 1st)

ACC Champion

Ranked #25 by Collegiate Baseball

Head Coach: Bill Wilhelm (21st)

Date	St	W-L	Score	Opponent
2/25	A	W ⁽⁷⁾	10-4	Columbus ⁽¹⁾
2/25	A	W ⁽⁶⁾	9-4	Columbus ⁽²⁾
2/26	A	W	7-6	Valdosta State ⁽¹⁾
2/26	A	L ⁽⁵⁾	1-4	Valdosta State ⁽²⁾
3/4	A	L	2-4	Georgia Southern
3/5	A	L ⁽⁷⁾	1-3	Georgia Southern ⁽¹⁾
3/5	A	W ⁽⁷⁾	5-2	Georgia Southern ⁽²⁾
3/7	H	W ⁽⁷⁾	7-6	James Madison ⁽¹⁾
3/7	H	W ⁽⁶⁾	6-5	James Madison ⁽²⁾
3/12	H	W	8-1	*Wake Forest
3/13	H	W	11-3	*Wake Forest
3/16	H	W	14-4	*Virginia
3/17	H	W	4-3	*Virginia
3/18	A	W	6-1	High Point
3/19	A	W	4-0	*N.C. State
3/20	A	W	25-6	*Duke
3/21	A	W ⁽⁸⁾	15-10	*Duke
3/22	A	L	3-4	East Carolina
3/23	A	W	3-0	East Carolina
3/24	A	L	1-6	*North Carolina
3/28	H	W ⁽¹²⁾	3-2	Lewis
3/29	H	W ⁽⁷⁾	5-0	Lewis ⁽¹⁾
3/29	H	W ⁽⁷⁾	1-0	Lewis ⁽²⁾
3/30	H	W	10-2	Lewis
4/1	A	W	10-2	South Carolina
4/2	A	L	6-10	South Carolina
4/3	H	W	12-3	Western Carolina
4/4	A	L ⁽⁷⁾	2-4	Mercer ⁽¹⁾
4/4	A	L ⁽⁷⁾	4-7	Mercer ⁽²⁾
4/5	A	W ⁽⁷⁾	11-6	Georgia ⁽¹⁾
4/5	A	L ⁽⁷⁾	5-6	Georgia ⁽²⁾
4/6	H	W ⁽⁷⁾	3-2	Charleston Southern ⁽¹⁾
4/6	H	W ⁽⁷⁾	10-3	Charleston Southern ⁽²⁾
4/7	A	W	13-9	Georgia Tech
4/8	H	W ⁽⁷⁾	5-1	Howard ⁽¹⁾
4/8	H	W ⁽⁷⁾	15-7	Howard ⁽²⁾
4/9	H	W	7-6	Howard
4/10	H	L	1-3	Francis Marion
4/12	A	W	6-1	†Newberry
4/13	H	L	1-2	Georgia Tech
4/15	H	W	17-8	*Maryland
4/16	H	W	8-7	*Maryland
4/17	A	L ⁽¹²⁾	9-10	*North Carolina
4/18	A	W ⁽⁸⁾	2-1	*N.C. State
4/22	H	W	12-1	+N.C. State
4/23	H	W	13-0	+Duke
4/24	H	W	7-2	+Wake Forest
4/28	H	W	7-6	North Carolina-Wilmington
4/29	H	W	4-3	North Carolina-Wilmington
4/30	H	W	11-4	South Carolina
5/19	A	W	8-5	\$Miami (FL)
5/20	N1	L	5-9	\$Marshall
5/21	A	L	5-7	\$Miami (FL)

* - ACC game; † - Wilhelm's 500th victory; + - ACC Tournament; \$ - NCAA Atlantic Regional; N1 - Coral Gables, FL

1979 (40-15 Overall; 10-1 ACC, 1st)

ACC Champion

Ranked #9 by Collegiate Baseball

Head Coach: Bill Wilhelm (22nd)

Date	St	W-L	Score	Opponent
2/23	A	L	5-17	Florida
2/26	A	W ⁽⁷⁾	5-0	Valdosta State ⁽¹⁾
2/26	A	W ⁽⁷⁾	6-2	Valdosta State ⁽²⁾
2/28	H	W	12-2	Georgia
3/3	H	W ⁽⁷⁾	2-1	High Point ⁽¹⁾
3/3	H	W ⁽⁷⁾	6-2	High Point ⁽²⁾
3/6	H	W	2-1	East Carolina
3/7	H	W	1-0	East Carolina
3/8	H	W	8-3	Western Carolina
3/10	A	L	2-4	Auburn
3/11	A	L	1-10	#Auburn
3/12	A	L ⁽⁷⁾	1-5	Columbus ⁽¹⁾
3/12	A	W ⁽⁷⁾	11-1	Columbus ⁽²⁾
3/14	H	W	13-1	*Duke
3/15	H	W	6-4	*Duke
3/17	A	W	8-2	Francis Marion
3/18	A	W	17-2	North Carolina-Wilmington
3/19	A	W	8-6	North Carolina-Wilmington
3/20	A	W	10-3	The Citadel
3/21	A	W	6-1	The Citadel
3/22	A	W	17-10	Charleston Southern
3/24	A	W	3-1	South Carolina
3/25	A	L	6-7	South Carolina
3/27	H	W	6-5	*North Carolina
3/28	H	W	7-4	*North Carolina
3/31	H	W	8-1	*N.C. State
4/1	A	W	13-3	Western Carolina
4/5	H	W	11-4	Howard
4/7	A	W	41-9	*N.C. State
4/8	A	W ⁽¹⁶⁾	8-6	*Wake Forest
4/9	A	W	13-7	*Wake Forest
4/10	H	W	12-3	Erskine
4/11	A	W	14-6	Georgia Tech
4/14	H	W	1-0	South Carolina
4/15	H	W	6-3	South Carolina
4/16	A	L	14-15	Georgia
4/18	H	W	20-2	Georgia Tech
4/21	H	L	8-10	Georgia Southern
4/22	H	W ⁽⁸⁾	1-0	Georgia Southern ⁽¹⁾
4/22	H	L ⁽⁸⁾	10-12	Georgia Southern ⁽²⁾
4/25	A	W	10-4	*Virginia
4/28	A	W ⁽⁷⁾	5-3	*Maryland ⁽¹⁾
4/28	A	L ⁽⁷⁾	2-6	*Maryland ⁽²⁾
5/5	A	W	11-5	Appalachian State
5/6	A	W	15-1	Appalachian State
5/7	A	L	8-12	Virginia Tech
5/8	A	W	15-2	James Madison
5/9	A	L	10-11	James Madison
5/10	A	L	4-7	James Madison
5/11	A	W	8-6	East Tennessee State
5/12	A	L	8-13	East Tennessee State
5/18	N1	W	8-4	\$Georgia Southern
5/19	A	L	1-2	\$Miami (FL)
5/20	N1	W	2-0	\$Georgia Southern
5/20	A	L	1-4	\$Miami (FL)

* - ACC game; # - no-hit game; \$ - NCAA Atlantic Regional; N1 - Coral Gables, FL

1980 (38-21 Overall; 6-5 ACC, 3rd)

ACC Champion

College World Series Participant

Ranked #4 by Collegiate Baseball

Head Coach: Bill Wilhelm (23rd)

Date	St	W-L	Score	Opponent
2/21	H	W	8-0	Erskine
2/22	A	L	2-6	Valdosta State
2/23	A	L	3-4	Florida
2/25	A	L	0-6	Florida
2/27	H	W	22-7	Georgia
2/28	H	W	10-2	Western Carolina
3/1	A	W	8-5	Georgia
3/7	H	L	2-3	East Tennessee State
3/9	H	L ⁽¹¹⁾	1-3	East Tennessee State ⁽¹⁾
3/9	H	W ⁽⁷⁾	8-0	East Tennessee State ⁽²⁾
3/10	H	W ⁽⁷⁾	2-0	#North Carolina-Wilmington ⁽¹⁾
3/10	H	L ⁽⁷⁾	1-3	North Carolina-Wilmington ⁽²⁾
3/11	H	W	8-2	North Carolina-Wilmington
3/14	H	W ⁽¹⁰⁾	5-4	*Wake Forest
3/15	A	W	10-7	%Stetson
3/17	N1	L	7-10	%Cincinnati
3/18	A	W	3-2	%Rollins
3/19	N1	W	5-0	%Cornell
3/20	N1	W	8-2	%Cincinnati
3/21	A	L	1-5	%Rollins
3/22	N1	L ⁽¹⁰⁾	6-7	%Cornell
3/25	H	W	4-1	Ohio State
3/26	H	W	2-0	Ohio State
3/27	H	W ⁽⁷⁾	6-0	Ohio State ⁽¹⁾
3/27	H	W ⁽⁷⁾	8-3	Ohio State ⁽²⁾
3/31	H	W	12-1	Howard
4/1	H	W	4-2	Howard
4/3	H	W	18-1	*Georgia Tech
4/5	H	L	3-14	*North Carolina
4/6	H	L	3-6	*N.C. State
4/7	H	W	3-2	Francis Marion
4/9	A	L	10-12	*Georgia Tech
4/10	A	W	14-8	Western Carolina
4/11	A	L	4-5	*Wake Forest
4/12	A	L	3-4	*North Carolina
4/15	H	W	9-3	South Carolina
4/16	H	W	4-3	South Carolina
4/17	H	W	3-1	*Virginia
4/18	H	W	6-5	*Virginia
4/19	H	W	1-0	*Maryland
4/20	H	W	5-2	*Maryland
4/22	N2	W	4-0	+Wake Forest
4/24	N2	W	9-4	+Maryland
4/25	A	W	5-4	+N.C. State
4/26	N2	W	12-3	+North Carolina
5/3	H	L	2-4	Virginia Tech
5/4	H	W	8-0	Virginia Tech
5/5	A	W	13-3	Georgia Southern
5/6	A	W ⁽¹⁰⁾	10-8	Georgia Southern
5/7	A	L	5-14	Georgia Southern
5/8	A	L	7-13	Tennessee
5/9	A	W	11-3	Tennessee
5/10	A	L	1-6	South Carolina
5/11	A	L	1-4	South Carolina
5/22	H	W	22-4	\$East Tennessee State
5/24	H	W	6-2	\$South Carolina

5/25 H W 17-12 \$South Carolina

5/31 N3 L 5-13 !Miami (FL)

6/1 N3 L 4-6 !California

* - ACC game; # - perfect, no-hit game; % - Rollins Invitational; + - ACC Tournament; \$ - NCAA Atlantic Regional; ! - College World Series; N1 - Winter Park, FL; N2 - Raleigh, NC; N3 - Omaha, NE

1981 (34-24 Overall; 10-4 ACC, T-1st)

ACC Champion

Head Coach: Bill Wilhelm (24th)

Date	St	W-L	Score	Opponent
2/20	A	W	6-0	The Citadel
2/21	A	W	6-3	The Citadel
2/26	A	L	1-8	Florida
2/27	A	L	4-5	Florida
2/28	A	L	8-9	Valdosta State
3/1	A	L	7-11	Florida State
3/2	A	L	4-7	Valdosta State
3/3	A	W	6-1	Valdosta State
3/5	A	W	19-16	Georgia
3/6	H	W ⁽¹⁰⁾	7-6	Western Carolina
3/7	H	W	16-1	Appalachian State
3/8	H	W	4-10	Appalachian State
3/9	H	W	18-3	Marshall
3/10	H	W	2-0	Howard
3/11	H	W	15-1	Howard
3/12	H	W	7-4	*Duke
3/13	H	W	8-7	*Duke
3/14	A	W	9-5	†Winthrop
3/15	A	W	10-2	Francis Marion
3/16	A	L	8-9	North Carolina-Wilmington
3/17	A	W ⁽¹⁰⁾	3-2	North Carolina-Wilmington
3/18	A	W	14-4	East Carolina
3/19	A	L	1-4	East Carolina
3/20	A	L	6-7	*Wake Forest
3/21	A	L	7-10	*North Carolina
3/23	H	W	4-2	Ohio State
3/24	H	L ⁽¹¹⁾	7-8	Ohio State
3/25	H	W	5-3	Tennessee
3/26	H	L	4-10	Tennessee
3/27	H	L ⁽¹¹⁾	5-6	Georgia Southern
3/28	H	W	6-0	Georgia Southern
3/29	H	L	7-8	Georgia Southern
3/31	H	L	2-3	Georgia
4/1	H	W	6-4	*Georgia Tech
4/2	H	W	6-4	Winthrop
4/3	A	L	2-6	South Carolina
4/4	A	L	7-12	South Carolina
4/5	H	W ⁽¹¹⁾	6-5	*Wake Forest
4/6	A	W	13-1	Erskine
4/7	A	W	10-5	*Georgia Tech
4/8	A	L	20-22	Georgia
4/11	H	W ⁽⁷⁾	6-1	*N.C. State ⁽¹⁾
4/11	H	W ⁽⁷⁾	2-0	*N.C. State ⁽²⁾
4/12	H	W	6-2	*North Carolina
4/13	H	W ⁽¹¹⁾	5-4	South Carolina
4/14	H	L	2-12	South Carolina
4/16	A	L	11-21	*Maryland
4/17	A	L	6-10	*Maryland
4/18	A	W	11-7	*Virginia
4/19	A	W	11-5	*Virginia
4/22	N1	W ⁽¹⁰⁾	7-6	+Georgia Tech
4/23	N1	L	0-1	+Duke
4/24	N1	W ⁽¹⁰⁾	6-5	+Wake Forest
4/25	A	W	7-4	+North Carolina
4/25	N1	W	9-2	+Duke
4/26	A	W	7-5	+North Carolina
5/22	H	L	2-7	\$Wichita State
5/23	H	L	1-2	\$East Tennessee State

* - ACC game; † - Wilhelm's 600th victory; + - ACC Tournament; \$ - NCAA Atlantic Regional; N1 - Chapel Hill, NC

1982 (37-22 Overall; 10-2 ACC, 1st)

Head Coach: Bill Wilhelm (25th)

Date	St	W-L	Score	Opponent
2/24	A	W	7-0	Florida
2/25	A	W	14-5	Florida

All-Time Results



2/26	A	W	12-7	Florida
2/27	A	W ⁽⁷⁾	10-5	Valdosta State ⁽¹⁾
2/27	A	W ⁽⁷⁾	1-0	Valdosta State ⁽²⁾
2/28	A	W ⁽⁷⁾	8-3	Valdosta State ⁽¹⁾
2/28	A	W ⁽⁷⁾	3-0	Valdosta State ⁽²⁾
3/2	H	L	3-7	Georgia
3/3	H	W	6-2	Campbell
3/4	H	W	11-1	Campbell
3/5	H	W	5-0	#Western Carolina
3/6	H	W	20-7	The Citadel
3/8	H	W	2-1	East Carolina
3/9	H	W	6-3	East Carolina
3/10	H	W	6-3	North Carolina-Wilmington
3/11	H	W	7-1	Marshall
3/12	H	W	12-5	Marshall
3/14	H	W	13-1	*Wake Forest
3/17	A	W	9-6	*N.C. State
3/18	A	L ⁽¹⁰⁾	4-5	*North Carolina
3/19	A	W	5-3	*Duke
3/22	H	W	14-2	Howard
3/23	H	W	17-4	Howard
3/24	H	L	2-7	Ohio State
3/25	H	W	7-1	Ohio State
3/27	H	W	7-2	Francis Marion
3/28	A	L	6-7	Winthrop
3/29	A	L	3-10	Western Carolina
3/31	H	W	17-4	*Georgia Tech
4/1	H	L	1-8	Florida State
4/2	H	L ⁽⁷⁾	6-7	Florida State
4/3	H	W	10-7	*North Carolina
4/4	H	L	13-16	*N.C. State
4/6	A	L	10-11	Georgia
4/7	A	W	10-2	*Georgia Tech
4/11	H	W	4-1	South Carolina
4/12	H	L	4-5	South Carolina
4/13	H	L	5-8	Georgia
4/15	H	W	15-2	*Maryland
4/16	H	W ⁽¹³⁾	4-3	*Maryland
4/17	H	W	9-1	*Virginia
4/18	H	W	18-6	*Virginia
4/21	N1	W	10-9	+Duke
4/22	N1	W	16-2	+Georgia Tech
4/23	N1	L	4-6	+Virginia
4/24	A	L	0-3	+North Carolina
5/4	A	L	7-9	Alabama
5/5	A	L	1-7	Alabama
5/6	A	L	7-8	Alabama
5/8	A	L ⁽¹¹⁾	6-7	Auburn ⁽¹⁾
5/8	A	W	22-10	Auburn ⁽²⁾
5/9	A	L ⁽¹²⁾	0-9	^Auburn
5/10	A	L	3-5	Troy
5/11	A	W	4-0	Troy
5/13	A	W	25-5	Georgia Southern
5/14	A	L	6-7	Georgia Southern
5/15	A	W	12-2	Georgia Southern
5/16	A	L	5-11	South Carolina
5/17	A	L	1-4	South Carolina

* - ACC game; # - no-hit game; + - ACC Tournament; ^ - forfeited game (Score 7-7 in the top of 12th inning); N1 - Chapel Hill, NC

1983 (30-20-1 Overall; 6-5 ACC, 3rd)

Date	St	W-L	Score	Opponent
2/19	A	L	1-3	The Citadel
2/20	A	L	2-6	The Citadel
2/24	H	W	11-2	Winthrop
2/26	A	L	2-5	Florida
2/27	A	L	2-4	Florida
3/1	A	L ⁽¹⁴⁾	4-5	Florida State
3/2	A	T ⁽¹⁰⁾	3-3	Florida State
3/4	H	W	8-0	South Carolina
3/5	H	L	2-4	Old Dominion
3/6	H	W	9-2	*Duke
3/7	H	W	4-3	*Duke
3/8	H	L	5-6	Alabama
3/9	H	L	4-7	Alabama
3/10	H	W	8-2	Furman
3/12	A	W	20-8	Francis Marion
3/13	A	W	11-7	Wingate

3/14	A	W	3-0	North Carolina-Wilmington
3/15	A	W	12-5	North Carolina-Wilmington
3/16	A	L	4-9	North Carolina-Wilmington
3/20	A	L ⁽⁷⁾	2-5	*Maryland ⁽¹⁾
3/20	A	W ⁽⁷⁾	8-3	*Maryland ⁽²⁾
3/22	A	W	11-2	Furman
3/23	H	W	10-1	Ohio State
3/25	H	W ⁽⁷⁾	4-3	Georgia Southern ⁽¹⁾
3/25	H	W ⁽⁷⁾	1-0	Georgia Southern ⁽²⁾
3/26	H	W	8-4	*Wake Forest
3/26	H	W ⁽⁶⁾	5-4	Georgia Southern
3/29	H	W	4-2	East Tennessee State
3/30	H	W	2-0	East Tennessee State
3/31	H	W	4-2	East Tennessee State
4/3	A	L	4-6	*N.C. State
4/5	H	W ⁽⁸⁾	8-3	Western Carolina
4/6	A	W	13-7	Georgia
4/7	A	L ⁽¹⁰⁾	6-7	*Georgia Tech
4/10	H	L	4-8	*N.C. State
4/11	A	W	16-0	Erskine
4/12	A	L	5-11	Georgia
4/14	A	W	8-1	*Virginia
4/16	A	L	2-7	*Wake Forest
4/17	H	W	19-6	*Georgia Tech
4/20	N1	W	12-5	+Virginia
4/21	N1	W	8-1	+N.C. State
4/22	A	L	5-6	+North Carolina
4/24	N1	W	14-7	+Duke
4/24	A	W	5-2	+North Carolina
4/25	A	L	1-10	+North Carolina
4/26	H	L ⁽¹⁰⁾	3-8	South Carolina
4/27	H	W	6-3	Georgia
4/29	A	L	7-13	Western Carolina
4/30	A	W	8-1	South Carolina
5/1	A	L	3-4	South Carolina

* - ACC game; + - ACC Tournament; N1 - Chapel Hill, NC

1984 (38-17 Overall; 12-2 ACC, T-1st)

Date	St	W-L	Score	Opponent
2/24	A	L	11-17	Georgia Southern
2/25	A	W	10-3	Georgia Southern
2/26	A	W	10-5	Georgia Southern
2/28	H	L ⁽⁷⁾	2-5	Ball State ⁽¹⁾
2/28	H	L ⁽⁷⁾	4-5	Ball State ⁽²⁾
2/29	H	W	9-1	Ball State
3/1	H	L	3-6	Old Dominion
3/2	H	W	6-3	Old Dominion
3/3	A	W	11-4	*Duke
3/4	A	W	7-1	*Duke
3/6	H	L ⁽⁷⁾	4-7	The Citadel ⁽¹⁾
3/6	H	W ⁽⁷⁾	6-0	#The Citadel ⁽²⁾
3/7	H	W	2-1	North Carolina-Wilmington
3/8	H	L	5-8	North Carolina-Wilmington
3/9	H	W	5-4	*Maryland
3/10	H	W	5-2	*Maryland
3/11	H	L	6-9	Georgia
3/12	H	W	8-1	†Marshall
3/14	H	W ⁽⁷⁾	7-3	Marshall ⁽¹⁾
3/14	H	W ⁽⁷⁾	6-0	Marshall ⁽²⁾
3/15	H	W	6-2	*Virginia
3/16	H	W	7-2	*Virginia
3/17	H	L	3-7	Virginia Tech
3/18	H	W	6-2	Virginia Tech
3/19	H	W	8-0	Virginia Tech
3/21	A	L	4-8	Alabama
3/22	A	W ⁽⁷⁾	4-1	Alabama ⁽¹⁾
3/22	A	L ⁽⁷⁾	1-3	Alabama ⁽²⁾
3/23	A	W	11-4	Mississippi
3/24	A	W	4-2	Mississippi
3/25	A	W ⁽¹¹⁾	3-1	Mississippi
3/28	H	W	5-1	*Georgia Tech
3/29	H	W	13-0	Florida State
3/30	H	W	13-3	Florida State
3/31	H	L	2-5	*N.C. State
4/1	H	L	1-3	*North Carolina
4/5	H	W	5-3	Western Carolina
4/6	A	W	13-1	*Wake Forest
4/7	A	W	15-7	*N.C. State

4/8	A	W	5-1	*North Carolina
4/10	H	L	7-9	Furman
4/11	A	W	7-2	*Georgia Tech
4/12	A	L	2-9	Western Carolina
4/13	A	W	10-1	South Carolina-Aiken
4/14	H	W	9-3	*Wake Forest
4/15	A	W	6-0	Winthrop
4/16	H	W	19-0	Augusta
4/18	N1	L	5-8	+Duke
4/19	N1	W	7-6	+Virginia
4/20	N1	W	12-1	+Maryland
4/21	N1	L	6-7	+North Carolina
4/24	A	L	11-14	Georgia
4/25	H	W	5-2	Georgia
4/26	H	W	11-1	Erskine
4/28	A	W	11-5	Vanderbilt

* - ACC game; # - no-hit game; † - Wilhelm's 700th victory; + - ACC Tournament; N1 - Durham, NC

1985 (36-30-1 Overall; 9-4 ACC, T-1st)

Date	St	W-L	Score	Opponent
2/16	A	L ⁽¹⁰⁾	9-10	The Citadel
2/17	A	W	12-5	The Citadel
2/23	A	W ⁽⁸⁾	5-3	Valdosta State ⁽¹⁾
2/23	A	L ⁽⁷⁾	3-10	Valdosta State ⁽²⁾
2/25	A	W ⁽⁷⁾	9-0	Valdosta State ⁽¹⁾
2/25	A	W ⁽⁷⁾	6-5	Valdosta State ⁽²⁾
2/28	H	L	3-4	Charlotte
3/2	A	L ⁽⁷⁾	2-11	North Carolina-Wilmington ⁽¹⁾
3/2	A	W ⁽⁷⁾	9-4	North Carolina-Wilmington ⁽²⁾
3/3	A	L	5-8	North Carolina-Wilmington
3/5	H	W	5-0	*Duke
3/6	H	W	11-2	*Duke
3/7	H	L	4-6	Old Dominion
3/8	H	W	8-2	Old Dominion
3/9	A	W ⁽¹⁰⁾	4-3	Charlotte
3/10	A	W	11-4	Francis Marion
3/11	A	L	7-8	Campbell
3/12	A	L	6-10	East Tennessee State
3/13	A	W	15-4	East Tennessee State
3/15	A	T ⁽⁸⁾	4-4	Virginia Tech
3/16	A	L	7-14	Virginia Tech
3/17	A	L	6-20	Virginia Tech
3/18	H	W	3-1	Georgia Southern
3/19	H	W	11-4	Georgia Southern
3/20	H	W	4-3	Kentucky
3/22	H	L	3-7	Kentucky
3/23	A	W	10-9	*Wake Forest
3/24	A	W	7-4	*Wake Forest
3/25	A	W	19-10	Furman



Ray Williams went 3-for-3 with two triples and four RBIs in Clemson's 22-2 victory over Wake Forest on March 30, 1986.

3/26	A	L	11-14	Georgia
3/28	A	L	1-19	*Virginia
3/30	A	W ⁽⁷⁾	7-1	*Maryland ⁽¹⁾
3/30	A	W ⁽⁷⁾	6-0	*Maryland ⁽²⁾
4/1	H	W	16-8	Alabama
4/2	H	W ⁽⁸⁾	5-4	Alabama ⁽¹⁾
4/2	H	L ⁽⁷⁾	5-9	Alabama ⁽²⁾
4/3	H	W	4-2	*Georgia Tech
4/5	H	W	3-2	†North Carolina
4/6	H	W	7-1	*N.C. State
4/7	H	W	13-5	Winthrop
4/9	H	W	3-2	Appalachian State
4/10	A	L	8-9	*Georgia Tech
4/12	A	W	17-0	Davidson
4/13	A	L	3-10	*North Carolina
4/14	A	L	4-9	*N.C. State
4/17	N1	W	17-12	+Maryland
4/18	N1	W	3-2	+North Carolina
4/19	A	L	9-12	+Georgia Tech
4/20	N1	W	10-8	+Virginia
4/20	A	L	5-7	+Georgia Tech
4/23	A	W	9-2	Western Carolina
4/24	A	L	4-11	Georgia
4/25	A	W	6-5	Erskine
4/26	A	L	2-14	South Carolina
4/27	A	L	6-11	South Carolina
4/28	A	L	5-6	South Carolina
4/29	H	W	16-5	South Carolina-Aiken
4/30	H	L	3-4	Georgia
5/10	H	L	2-5	Florida International
5/11	H	W	4-3	Florida International
5/13	H	W	13-1	^Furman
5/14	H	L	6-12	South Carolina
5/15	H	L	6-8	South Carolina
5/16	H	L	3-8	South Carolina
5/17	N2	L	4-10	New Orleans
5/18	N2	W	12-3	New Orleans
5/19	N2	L ⁽⁸⁾	3-8	New Orleans

* - ACC game; † - Wilhelm's 750th victory; + - ACC Tournament; ^ - first night game ever played at Clemson; N1 - Atlanta, GA; N2 - Greenville, SC

1986 (42-21 Overall; 9-4 ACC, 3rd)

Date	St	W-L	Score	Opponent
2/15	A	W	12-5	Coastal Carolina
2/16	A	L	3-9	Coastal Carolina
2/21	A	L	3-9	Georgia Southern
2/22	A	W	12-9	Georgia Southern
2/23	A	W ⁽¹⁰⁾	12-10	Georgia Southern
2/28	H	W	12-2	Vanderbilt
3/1	H	L	3-6	Vanderbilt
3/2	H	L	6-11	Appalachian State
3/3	H	W	13-5	The Citadel
3/4	H	W	16-5	The Citadel
3/5	H	W	5-4	Old Dominion
3/7	H	W	18-8	Francis Marion
3/8	H	L	5-7	Campbell
3/9	H	W	9-4	Winthrop
3/11	H	L	1-2	Old Dominion
3/12	H	W	15-4	*Virginia
3/15	A	W ⁽¹²⁾	8-7	New Orleans
3/16	A	L	8-11	New Orleans
3/17	A	L	7-8	New Orleans
3/18	A	W	11-7	South Alabama
3/19	A	W	10-7	South Alabama
3/21	A	L	1-5	Auburn
3/22	A	L ⁽⁷⁾	2-5	Auburn ⁽¹⁾
3/22	A	L ⁽⁷⁾	8-9	Auburn ⁽²⁾
3/23	A	W	14-11	Auburn
3/25	H	W	9-2	Illinois
3/26	H	W	6-5	Illinois
3/27	H	W	23-8	*Maryland
3/28	H	W	9-2	*Maryland
3/29	H	W	7-1	*Wake Forest
3/30	H	W	22-2	*Wake Forest
4/1	A	W	9-7	Furman
4/2	H	W	5-4	Georgia
4/4	A	W	8-0	Western Carolina



4/5	A	W	6-1	*Duke
4/6	A	W	15-1	*Duke
4/9	A	L	6-13	Georgia
4/10	H	W	18-2	Georgia
4/12	A	L	8-12	*N.C. State
4/13	A	L	8-9	*North Carolina
4/15	H	W	14-1	East Tennessee State
4/16	H	W	6-3	Furman
4/17	H	W	13-7	Western Carolina
4/18	H	W	14-7	Davidson
4/19	H	W	6-2	*North Carolina
4/20	H	L	2-6	*N.C. State
4/22	A	W	6-3	*Georgia Tech
4/24	H	W	9-7	Charlotte
4/25	H	W	16-5	South Carolina
4/26	H	W	9-5	South Carolina
4/27	H	L ⁽¹²⁾	4-9	South Carolina
5/3	A	W	14-11	South Carolina
5/4	A	L	0-5	South Carolina
5/5	A	W	7-6	†South Carolina
5/6	A	W	14-7	Augusta
5/7	H	L	0-7	*Georgia Tech
5/9	N1	L	5-6	Miami (FL)
5/10	N1	W	7-4	Miami (FL)
5/11	N1	W	9-5	Miami (FL)
5/14	N2	W ⁽¹⁴⁾	6-5	+Wake Forest
5/15	N2	L	5-16	+Georgia Tech
5/16	N2	W ⁽¹⁰⁾	7-2	+Maryland
5/17	N2	L	4-6	+N.C. State

* - ACC game; † - Wilhelm's 800th victory; + - ACC Tournament; N1 - Greenville, SC; N2 - Durham, NC

1987 (54-14-1 Overall; 16-5 ACC, 2nd)

Ranked #10 by Baseball America
Ranked #10 by Collegiate Baseball

Head Coach: Bill Wilhelm (30th)

Date	St	W-L	Score	Opponent
2/23	A	W ⁽⁷⁾	9-3	The Citadel ⁽¹⁾
2/23	A	W ⁽⁷⁾	12-0	The Citadel ⁽²⁾
2/25	H	W	8-1	Western Carolina
3/1	H	W ⁽⁸⁾	7-6	Appalachian State ⁽¹⁾
3/1	H	W ⁽⁷⁾	1-0	Appalachian State ⁽²⁾
3/2	H	W ⁽⁷⁾	8-7	North Carolina-Wilmington ⁽¹⁾
3/2	H	W ⁽⁷⁾	4-0	North Carolina-Wilmington ⁽²⁾
3/3	H	W	9-8	Old Dominion
3/4	H	W	4-1	Old Dominion
3/5	H	L	3-10	Georgia Southern
3/6	H	W	8-2	Georgia Southern
3/7	H	W	14-5	Georgia Southern
3/10	H	W ⁽⁷⁾	12-11	Marshall ⁽¹⁾
3/10	H	W ⁽⁷⁾	19-1	Marshall ⁽²⁾
3/11	H	W	20-1	Marshall
3/13	H	W	6-4	*Virginia
3/14	H	W	9-2	*Virginia
3/17	A	W	7-5	Florida International
3/18	A	L	1-6	Florida International

3/20	A	W	8-2	Miami (FL)
3/21	A	W	11-9	Miami (FL)
3/22	A	T	10-10	Miami (FL)
3/23	H	W	14-5	*Maryland
3/25	H	W	18-5	Auburn ⁽¹⁾
3/25	H	L ⁽⁷⁾	4-5	Auburn ⁽²⁾
3/26	H	W	3-2	Auburn
3/28	H	W	12-2	Valdosta State
3/29	H	W	12-6	Valdosta State
3/31	A	W ⁽⁷⁾	25-1	Charlotte
4/1	H	W	3-2	Georgia
4/2	A	L	7-11	Georgia
4/4	H	L ⁽⁷⁾	6-7	*N.C. State ⁽¹⁾
4/4	H	W ⁽⁷⁾	15-5	*N.C. State ⁽²⁾
4/5	H	W	11-5	*North Carolina
4/6	H	W	4-1	Furman
4/7	H	L	5-6	^Greenville Braves
4/8	A	L	2-4	*Georgia Tech
4/10	A	W	12-6	*Wake Forest
4/11	A	W	13-11	*Wake Forest
4/12	A	W	6-3	*Duke
4/13	A	W	11-4	*Virginia
4/15	H	L	6-7	*Georgia Tech
4/16	H	W	13-3	*Wake Forest
4/18	H	W	12-4	*Duke
4/19	H	W	6-3	*Duke
4/20	H	W	5-3	South Carolina
4/21	H	W	7-3	South Carolina
4/22	A	L	2-12	*Georgia Tech
4/25	A	L	3-4	*North Carolina
4/25	N1	W	9-8	*N.C. State
4/26	A	W	14-8	*North Carolina
5/2	A	W	5-3	South Carolina
5/3	A	W	8-7	South Carolina
5/5	A	W	8-1	*Maryland
5/6	A	W	9-7	*Maryland
5/7	A	W ⁽⁸⁾	10-8	†Duke ⁽¹⁾
5/7	A	W ⁽⁷⁾	14-5	†Duke ⁽²⁾
5/8	H	L	6-7	South Alabama
5/9	H	W	1-0	South Alabama
5/10	H	W	11-1	South Alabama
5/13	N2	W	11-4	+Wake Forest
5/14	N2	W	9-4	+North Carolina
5/15	N2	W	8-0	+N.C. State
5/16	N2	L	1-7	+Georgia Tech
5/16	N2	L	7-11	+N.C. State
5/21	N3	W	8-0	\$West Virginia
5/22	N3	W	6-3	\$Seton Hall
5/23	N3	L	5-6	\$Arkansas
5/23	N3	W	6-3	\$Auburn
5/24	N3	L	2-4	\$Arkansas

* - ACC game; + - ACC Tournament; \$ - NCAA South Regional; ^ - exhibition game (not counted in record); † - Wilhelm's 850th victory; ° - not counted in ACC standings; N1 - Chapel Hill, NC; N2 - Greenville, SC; N3 - Huntsville, AL

1988 (54-14 Overall; 18-2 ACC, 1st)

Ranked #15 by Baseball America
Ranked #21 by Collegiate Baseball

Head Coach: Bill Wilhelm (31st)

Date	St	W-L	Score	Opponent
2/20	A	W	8-1	Auburn
2/21	A	L	2-5	Auburn
2/24	H	W	23-6	Charlotte
2/25	H	W	13-12	Georgia
2/27	A	W	12-1	North Carolina-Wilmington
2/28	A	W	13-2	North Carolina-Wilmington
3/1	H	W	8-4	Western Carolina
3/2	H	W	15-3	Furman
3/3	H	W	11-4	East Tennessee State
3/5	A	W	9-4	Charlotte
3/6	H	W	7-1	Appalachian State
3/7	H	W	15-2	Old Dominion
3/8	H	W	7-1	Old Dominion
3/9	H	W	10-2	Old Dominion
3/10	H	W	7-5	Liberty
3/12	H	W	9-6	*Virginia
3/14	N1	W	10-7	Long Beach State
3/15	N1	L	2-9	Brigham Young
3/16	N1	L	5-6	Washington State
3/17	A	L	10-13	Fresno State
3/18	N1	W	5-3	George Washington
3/19	N1	W ⁽⁷⁾	9-3	Oregon State
3/21	H	W ⁽⁷⁾	6-0	*Maryland ⁽¹⁾
3/21	H	W ⁽⁷⁾	5-4	*Maryland ⁽²⁾
3/22	A	L	7-8	Georgia
3/23	A	W	12-7	Furman
3/24	H	W	11-4	Ohio State
3/26	H	L ⁽⁷⁾	1-7	Ohio State ⁽¹⁾
3/26	H	W ⁽⁷⁾	4-3	Ohio State ⁽²⁾
3/27	H	W	8-4	Coastal Carolina
3/28	H	W	7-3	Coastal Carolina
4/1	H	W	5-2	*North Carolina
4/2	H	W	8-5	*North Carolina
4/3	H	W	9-8	*N.C. State
4/4	H	W	20-11	Western Carolina
4/5	H	W	11-10	^Greenville Braves
4/6	H	W	7-3	*Georgia Tech
4/9	A	W ⁽⁷⁾	10-3	*Duke ⁽¹⁾
4/9	A	W ⁽⁷⁾	10-3	*Duke ⁽²⁾
4/10	A	W	8-7	*Wake Forest
4/13	A	W	4-2	*Georgia Tech
4/14	A	W	12-4	Western Carolina
4/15	H	W	11-3	*Duke
4/16	H	W	11-7	*Wake Forest
4/17	H	W	8-5	*Wake Forest
4/19	H	W	18-8	Tennessee
4/20	H	W	6-1	Tennessee
4/21	H	W	7-4	†Georgia Tech
4/22	H	W	7-6	South Carolina
4/23	H	L	7-11	South Carolina
4/24	H	W	8-5	South Carolina
4/30	A	W	5-2	South Carolina
5/1	A	L	6-7	South Carolina
5/2	A	W	8-3	*Virginia
5/3	A	W	6-0	*Virginia
5/6	A	L	3-6	*N.C. State
5/7	A	L	8-9	*N.C. State
5/8	A	W	8-6	*North Carolina
5/11	N2	W	9-1	+Duke
5/12	N2	L	0-1	+North Carolina
5/13	N2	W	9-0	+Maryland
5/14	N2	W	5-4	+North Carolina ⁽¹⁾
5/14	N2	L	6-7	+North Carolina ⁽²⁾
5/22	N3	W	16-1	Saint John's
5/23	N3	W	6-5	Saint John's
5/26	N4	W ⁽¹⁹⁾	3-2	\$Fordham
5/28	N4	L	1-6	\$Rutgers
5/28	N4	W	11-1	\$Saint John's
5/29	N4	L	7-8	\$Kentucky

* - ACC game; ^ - exhibition game (not counted in record); † - Wilhelm's 900th victory; + - ACC Tournament; \$ - NCAA North-east Regional; N1 - Fresno, CA; N2 - Greenville, SC; N3 - Orlando, FL; N4 - New Britain, CT

1989 (50-20 Overall; 13-5 ACC, 2nd)

ACC Champion
Ranked #14 by Baseball America
Ranked #14 by Collegiate Baseball

Head Coach: Bill Wilhelm (32nd)

Date	St	W-L	Score	Opponent
2/18	A	W	22-5	Coastal Carolina
2/19	A	W	6-5	Coastal Carolina
2/25	H	W	4-2	Auburn
2/26	H	L	6-7	Auburn
2/28	H	W	9-8	Western Carolina
3/2	H	W	13-4	East Tennessee State
3/4	H	W	15-2	North Carolina-Wilmington
3/5	H	W	9-4	North Carolina-Wilmington
3/6	H	L ⁽¹⁰⁾	1-3	Old Dominion
3/7	H	W	6-3	Old Dominion
3/8	H	W ⁽¹⁵⁾	3-2	Old Dominion
3/10	H	W ⁽¹⁰⁾	5-4	Appalachian State
3/11	H	W	10-4	*Virginia
3/12	H	W	8-2	*Virginia
3/14	H	W	7-6	Western Carolina
3/15	H	W	3-0	Furman
3/18	H	W	16-3	*Maryland
3/19	A	W	11-0	*Wake Forest
3/20	A	W	6-2	*Wake Forest
3/24	A	W	6-4	*N.C. State
3/25	A	W	4-3	*North Carolina
3/26	A	L	0-3	*North Carolina
3/28	H	W	7-5	Seton Hall
3/29	H	W	8-5	Seton Hall
3/30	H	W	17-7	Seton Hall
3/31	H	W	7-1	South Carolina
4/1	H	W	12-6	South Carolina
4/2	H	W	9-6	South Carolina
4/3	H	W	15-4	Davidson
4/5	A	W	7-5	Tennessee
4/6	A	W	14-2	Western Carolina
4/9	H	W	6-3	*Wake Forest
4/10	H	W	12-4	Western Carolina
4/11	A	W	4-0	Furman
4/12	A	W	7-5	*Georgia Tech
4/14	A	W	8-0	*Virginia
4/16	A	L ⁽¹²⁾	4-5	*Maryland ⁽¹⁾
4/16	A	L ⁽⁵⁾	3-4	*Maryland ⁽²⁾
4/18	A	L	5-6	Georgia
4/19	H	W	16-5	*Georgia Tech
4/20	A	W	5-3	South Carolina
4/21	A	L	3-8	South Carolina
4/22	A	L	1-7	South Carolina
4/23	H	L	3-4	*North Carolina
4/25	H	W ⁽¹²⁾	3-2	Georgia
4/26	A	L	4-11	*Georgia Tech
4/28	H	L	5-11	Miami (FL)
4/29	H	L	2-10	Miami (FL)
4/30	H	W	5-4	†Miami (FL)
5/6	H	W	11-3	*N.C. State
5/7	H	W	13-6	*N.C. State
5/8	A	L	1-4	Georgia Southern
5/9	N1	W	4-1	Armstrong State
5/9	A	L ⁽⁵⁾	7-9	Georgia Southern
5/10	N1	L	3-5	Armstrong State
5/10	A	L	1-2	Georgia Southern
5/13	N2	W	8-0	+Maryland
5/14	N2	W	9-3	+Georgia Tech
5/15	N2	W	5-4	+North Carolina
5/16	N2	W	9-2	+N.C. State
5/16	N2	W	12-4	+North Carolina
5/19	N3	L ⁽¹⁰⁾	6-8	%Arizona
5/20	N3	L	0-2	%Miami (FL)
5/21	N3	W	7-1	%New Orleans
5/22	A	W	7-0	%North Carolina
5/25	N4	W	6-2	\$Stetson
5/26	N4	L	7-14	\$Auburn
5/27	N4	W	13-5	\$Stetson
5/27	N4	W	11-1	\$Auburn
5/28	A	L	1-8	\$Florida State

* - ACC game; % - Carolina Invitational; † - Wilhelm's 950th victory; + - ACC Tournament; \$ - NCAA Atlantic Regional; N1 - Statesboro, GA; N2 - Greenville, SC; N3 -



The 1987 Tigers won 12 more games than any previous team. The team ended the season with a 54-14-1 record and #10 final ranking.



Eric Macrina hit 24 homers with 84 RBIs in 1991. He was a big reason Clemson scored a Tiger-record 698 runs in 70 games.

Chapel Hill, NC; N4 - Tallahassee, FL

1990 (43-23 Overall; 14-6 ACC, 2nd)

Head Coach: Bill Wilhelm (33rd)

Date	St	W-L	Score	Opponent
2/17	A	W	13-8	North Carolina-Wilmington
2/18	A	W	18-2	North Carolina-Wilmington
2/24	A	W	6-3	Auburn
2/25	A	W	6-0	Auburn
2/28	H	W	14-2	Western Carolina
3/4	A	W	12-9	*Duke ⁽¹⁾
3/4	A	L	3-4	*Duke ⁽²⁾
3/6	H	W	5-3	Old Dominion
3/7	H	W	6-5	Old Dominion
3/8	H	W	8-1	Old Dominion
3/9	H	W	10-4	*Wake Forest
3/10	H	L	1-3	*Wake Forest
3/11	H	W	11-8	*Wake Forest
3/12	H	W	13-0	Marshall
3/13	H	W	7-3	Marshall
3/14	H	W	16-2	Marshall
3/17	H	W ⁽⁷⁾	10-1	*Maryland ⁽¹⁾
3/17	H	W ⁽⁷⁾	7-1	*Maryland ⁽²⁾
3/18	H	W	8-1	*Maryland
3/19	H	W	12-6	Ohio
3/20	H	W	6-4	Ohio
3/22	A	L	2-9	Miami (FL)
3/23	A	L	5-11	Miami (FL)
3/24	A	L	1-2	Miami (FL)
3/27	H	L ⁽⁷⁾	2-11	Coastal Carolina ⁽¹⁾
3/27	H	W ⁽⁷⁾	1-0	Coastal Carolina ⁽²⁾
3/28	A	L	8-9	Georgia
3/31	N1	W	6-0	South Carolina
4/1	H	W ⁽¹¹⁾	6-5	South Carolina
4/2	H	W	9-0	South Carolina
4/3	H	W	11-4	East Tennessee State
4/4	A	W	10-2	Furman
4/6	A	L	8-10	*North Carolina
4/7	A	L	3-9	*North Carolina
4/8	A	L	10-11	*North Carolina
4/10	H	W ⁽⁷⁾	2-1	Appalachian State
4/11	H	W	17-6	Furman
4/12	A	L	2-21	South Carolina
4/13	H	W	6-3	*N.C. State
4/14	H	W	20-4	*N.C. State
4/15	H	W	6-5	*N.C. State
4/17	H	W	13-0	Georgia Southern
4/18	H	L	6-9	Georgia Southern

4/20	A	W	12-6	*Virginia
4/21	A	W	19-3	*Virginia
4/22	A	W	8-0	*Virginia
4/24	H	L	5-7	Tennessee
4/25	H	W	14-2	Tennessee
4/27	A	W	14-12	*Georgia Tech
4/28	H	L	3-8	*Georgia Tech
4/29	A	W	17-10†	*Georgia Tech
5/6	A	L	4-5	South Carolina ⁽¹⁾
5/6	A	L ⁽⁷⁾	3-7	South Carolina ⁽²⁾
5/8	A	W	15-3	Tennessee
5/10	H	W	8-4	Campbell
5/12	N1	W	13-3	+Duke
5/13	N1	W	7-3	+Virginia
5/14	N1	L	1-3	+North Carolina
5/15	N1	L	5-6	+N.C. State
5/18	N2	L	0-1	%Southern California
5/19	N2	L	2-5	%Fresno State
5/20	N2	W	9-1	%Arizona
5/21	A	L	2-11	The Citadel
5/25	N3	L	6-9	\$Creighton
5/26	N3	W	8-5	\$Texas-Arlington
5/27	N3	L	3-4	\$Creighton

* - ACC game; † - Wilhelm's 1,000th victory;
+ - ACC Tournament; % - Carolina Invitational; \$ - NCAA Central Regional; N1 - Greenville, SC; N2 - Chapel Hill, NC; N3 - Austin, TX

1991 (60-10 Overall; 18-3 ACC, 1st)

ACC Champion

College World Series Participant

Ranked #4 by Baseball America

Ranked #8 by Collegiate Baseball

Head Coach: Bill Wilhelm (34th)

Date	St	W-L	Score	Opponent
2/16	A	W	10-4	Georgia Southern
2/17	A	W	16-3	Georgia Southern
2/23	H	W	6-4	Auburn
2/24	H	W	7-3	Auburn
2/25	H	W	13-0	East Tennessee State
2/28	N1	W	6-0	Oklahoma State
3/2	N1	L	8-13	%Louisiana-Lafayette
3/2	A	W	14-3	%Nevada-Las Vegas
3/3	N1	W	17-5	%Louisiana-Lafayette
3/7	H	W	9-0	Augusta
3/9	A	L ⁽⁷⁾	10-11	*Wake Forest ⁽¹⁾
3/9	A	W ⁽⁷⁾	13-7	*Wake Forest ⁽²⁾
3/10	A	W	11-5	*Wake Forest
3/15	H	W	5-2	*Virginia
3/16	H	W	15-1	*Virginia
3/17	H	W	12-8	*Virginia
3/19	A	W	23-7	Coastal Carolina
3/20	A	W	10-3	Coastal Carolina
3/21	A	W	11-7	Coastal Carolina
3/22	A	L	4-12	South Carolina
3/23	A	L	10-11	South Carolina
3/24	A	W	5-3	South Carolina
3/26	H	W	10-0	The Citadel
3/27	H	W	12-3	The Citadel
3/28	H	W ⁽⁷⁾	7-5	South Carolina
3/30	H	W	12-1	Columbus ⁽¹⁾
3/30	H	W	2-1	Columbus ⁽²⁾
3/31	A	L	7-9	Western Carolina
4/2	H	W	16-6	Furman
4/3	H	W	13-3	Western Carolina
4/4	H	W	10-1	South Carolina
4/5	H	W	15-6	*North Carolina
4/6	H	W ⁽¹²⁾	6-5	*North Carolina
4/7	H	W	6-2	*North Carolina
4/8	H	W ⁽⁵⁾	5-0	Winthrop
4/9	H	W	4-3	Georgia
4/10	A	W	9-1	Georgia
4/12	A	W	14-3	*N.C. State
4/13	A	L	7-8	*N.C. State
4/14	A	W	16-6	*N.C. State
4/16	H	W	10-5	Appalachian State
4/17	H	W	13-0	Appalachian State
4/19	A	W	11-4	*Maryland
4/20	A	W	7-2	*Maryland

4/21	A	W	17-2	*Maryland
4/23	A	W	8-3	Furman
4/24	H	W	11-8	Georgia
4/25	H	W	7-6	South Carolina
4/26	H	W ⁽¹⁰⁾	9-8	*Georgia Tech
4/27	A	W	8-0†	*Georgia Tech
4/28	H	L	6-11	*Georgia Tech
5/5	H	W	17-4	*Duke
5/6	H	W ⁽⁷⁾	3-2	*Duke
5/7	H	W	6-4	*Duke
5/8	A	L	1-11	Tennessee
5/9	A	W	6-3	Tennessee
5/11	N2	W	13-1	+Maryland
5/12	N2	W	7-2	+Wake Forest
5/13	N2	W	6-5	+Georgia Tech
5/14	N2	W ⁽¹¹⁾	7-4	+Virginia
5/14	N2	W	24-8	+Georgia Tech
5/17	H	W	7-2	Furman
5/18	H	W ⁽⁸⁾	8-0	Furman
5/19	H	W	21-1	Furman
5/23	N3	W	13-5	\$Princeton
5/24	N3	W	8-3	\$Villanova
5/25	N3	W	10-9	\$Mississippi State
5/26	A	W	13-5	\$Maine
6/1	N4	L	4-8	!Creighton
6/3	N4	L	11-12	!Long Beach State

* - ACC game; † - Wilhelm's 1,050th victory; + - ACC Tournament; \$ - NCAA Northeast Regional; ! - College World Series; N1 - Las Vegas, NV; N2 - Greenville, SC; N3 - Orono, ME; N4 - Omaha, NE

1992 (50-14 Overall; 19-5 ACC, 1st)

Ranked #7 by Baseball America

Ranked #10 by Collegiate Baseball

Head Coach: Bill Wilhelm (35th)

Date	St	W-L	Score	Opponent
2/16	H	W	7-0	Eastern Kentucky ⁽¹⁾
2/16	H	W	22-0	Eastern Kentucky ⁽²⁾
2/19	H	W	6-0	Western Carolina
2/21	H	W	15-1	Tampa
2/22	H	W	16-5	Tampa ⁽¹⁾
2/22	H	W	3-0	Tampa ⁽²⁾
2/29	A	W	4-3	Auburn
3/1	A	W	9-3	Auburn
3/3	H	W	1-0	Winthrop
3/5	H	W	20-2	Furman
3/7	H	W ⁽⁷⁾	7-2	*Wake Forest ⁽¹⁾
3/7	H	W ⁽⁸⁾	2-1	*Wake Forest ⁽²⁾
3/8	H	W	7-5	*Wake Forest
3/9	H	W	2-1	Coastal Carolina
3/10	H	W	12-2	Coastal Carolina
3/13	H	W	15-3	*Maryland
3/14	H	W	10-1	*Maryland
3/15	H	L	9-10	*Maryland
3/17	A	W	15-7	*Duke
3/18	A	W	9-1	*Duke
3/19	A	L	1-2	*Duke
3/20	A	W	8-6	*Virginia
3/21	A	W	5-3	*Virginia
3/22	A	W	8-2	*Virginia
3/23	H	L	3-7	Ohio
3/24	H	W	10-2	Ohio
3/26	A	L	6-8	South Carolina
3/27	H	W	10-4	*Florida State
3/28	H	W	12-0	*Florida State
3/29	H	W	14-0	*Florida State
3/31	A	W	8-4	Georgia
4/1	H	L	2-3	Georgia
4/2	N1	W ⁽¹¹⁾	12-11	Winthrop
4/3	A	W	10-4	*North Carolina
4/4	A	W	7-1	*North Carolina
4/5	A	W	12-5	*North Carolina
4/7	H	W ⁽⁷⁾	10-5	Georgia Southern ⁽¹⁾
4/7	H	W ⁽⁷⁾	7-2	Georgia Southern ⁽²⁾
4/8	H	W	5-3	†South Carolina
4/10	H	W	6-2	*N.C. State
4/11	H	L	3-6	*N.C. State
4/12	H	W	3-2	*N.C. State

4/14	A	L	3-4	Tennessee
4/15	A	W	8-2	Tennessee
4/19	H	W	5-3	Appalachian State
4/20	H	W	7-5	Appalachian State
4/21	H	W	10-9	South Carolina
4/22	A	W	9-1	Georgia
4/24	A	L	2-6	*Georgia Tech
4/25	A	L ⁽¹⁰⁾	6-7	*Georgia Tech
4/26	A	W	5-4	*Georgia Tech
5/2	A	W	8-1	North Carolina-Wilmington
5/3	A	L	1-5	North Carolina-Wilmington
5/4	A	W	10-2	Georgia Southern
5/5	A	W	7-1	Georgia Southern
5/9	N2	W ⁽¹⁰⁾	3-2	+Virginia
5/11	N2	W	5-2	+Florida State
5/12	N2	L	1-11	+N.C. State
5/12	N2	W	5-4	+Georgia Tech
5/13	N2	W	11-0	+Florida State
5/13	N2	L	3-7	+N.C. State
5/21	N3	W	8-4	\$Yale
5/22	N3	L	5-6	\$California-Los Angeles
5/23	N3	L	6-7	\$Oklahoma

* - ACC game; † - Wilhelm's 1,100th victory;
+ - ACC Tournament; \$ - NCAA Midwest Regional; N1 - Fort Mill, SC; N2 - Greenville, SC; N3 - Starkville, MS

1993 (45-20 Overall; 11-11 ACC, 5th)

ACC Champion

Ranked #17 by Baseball America

Ranked #17 by Collegiate Baseball

Head Coach: Bill Wilhelm (36th)

Date	St	W-L	Score	Opponent
2/20	H	W	9-6	Auburn
2/23	H	W	13-2	Appalachian State
2/24	H	W	11-6	Winthrop
2/27	H	L	6-7	*Duke
2/28	H	W	16-7	*Duke
3/1	H	L	4-13	*Duke
3/2	H	W	7-5	North Carolina-Wilmington ⁽¹⁾
3/2	H	W	9-2	North Carolina-Wilmington ⁽²⁾
3/6	A	L ⁽⁷⁾	1-3	*Wake Forest ⁽¹⁾
3/6	A	W ⁽⁷⁾	4-1	*Wake Forest ⁽²⁾
3/7	A	W	8-5	*Wake Forest
3/9	H	W ⁽¹¹⁾	6-5	Coastal Carolina
3/10	H	W	8-3	Coastal Carolina
3/12	H	W	15-1	*Virginia
3/15	N1	L	0-5	%Nebraska
3/16	N1	L	6-10	%Saint John's
3/17	N1	W	8-7	%Missouri State
3/18	N1	W	5-0	%Texas Tech
3/19	N1	L	0-3	%Kansas State
3/20	N1	W ⁽¹¹⁾	5-4	%Missouri State
3/24	H	W ⁽⁷⁾	10-7	Georgia Southern ⁽¹⁾
3/24	H	W ⁽⁷⁾	4-1	Georgia Southern ⁽²⁾
3/26	H	L	2-12	Ohio
3/27	H	W ⁽⁷⁾	5-2	Ohio
3/28	H	W	21-1	Ohio
3/30	H	W	11-4	Furman
3/31	A	W	6-2	Georgia
4/2	H	W	7-2	*North Carolina
4/3	H	L	5-10	*North Carolina
4/4	H	W	4-3	*North Carolina
4/6	H	W	17-3	South Carolina
4/7	A	W	9-8	South Carolina
4/9	A	W	4-1	*N.C. State
4/10	A	L	5-20	*N.C. State
4/11	A	L	12-13	*N.C. State
4/13	A	W	12-2	Western Carolina
4/14	H	W	8-6	Georgia
4/15	H	W	8-1	Western Carolina
4/17	A	W	6-2	*Maryland
4/18	N2	L	4-8	*Maryland
4/19	A	W	22-4	*Maryland
4/20	A	W	17-2	Furman
4/21	H	W ⁽¹¹⁾	8-7	South Carolina
4/23	H	L	0-11	*Georgia Tech
4/24	H	L	5-10	*Georgia Tech
4/25	H	L	0-6	*Georgia Tech
5/2	A	W	17-1	Winthrop

5/4	H	W	10-3	Tennessee
5/5	H	W	4-2	Tennessee
5/7	A	W	7-6	*Florida State
5/8	A	L ⁽¹⁰⁾	3-4	*Florida State
5/9	A	W	5-1	*Florida State
5/11	H	L	2-4	Georgia
5/12	A	L	5-8	South Carolina
5/13	H	W	12-5	Charlotte
5/15	N3	W	4-2	+Duke
5/16	N3	W	6-1	+Florida State
5/17	N3	W	9-8	+Georgia Tech
5/18	N3	W	7-4	+North Carolina
5/18	N3	L	5-7	+Florida State
5/19	N3	W	11-7	+N.C. State
5/28	N4	W	7-3	\$Rutgers
5/29	N4	W	10-3	\$Fresno State
5/30	N4	L	4-11	\$Fresno State
5/31	N4	L	1-9	\$Kansas

* - ACC game; % - Pepsi/Johnny Quik Best-of-the-West Tournament; + - ACC Tournament; \$ - NCAA Mid-East Regional; N1 - Fresno, CA; N2 - Baltimore, MD; N3 - Greenville, SC; N4 - Knoxville, TN

1994 (57-18 Overall; 20-4 ACC, 1st) ACC Champion

Ranked #4 by Baseball America
Ranked #9 by Collegiate Baseball
Ranked #9 by Sports Weekly

Head Coach: Jack Leggett (1st)

Date	St	W-L	Score	Opponent
2/12	H	W	3-1	Western Carolina ⁽¹⁾
2/12	H	W	4-1	Western Carolina ⁽²⁾
2/13	H	W ⁽¹³⁾	6-5	Western Carolina
2/19	H	W	14-1	Tennessee
2/20	H	W	4-2	Tennessee
2/24	N1	L	5-11	%Fresno State
2/24	A	W	11-6	%Nevada-Las Vegas
2/25	N1	W	13-3	%Rice
2/26	N1	L	3-12	%Rice
2/27	N1	W ⁽¹⁰⁾	13-8	%Fresno State
3/3	H	W	11-4	Furman
3/4	H	W	5-4	*Wake Forest
3/5	H	W	5-4	*Wake Forest
3/6	H	W	8-6	*Wake Forest
3/7	H	W	14-2	North Carolina-Wilmington
3/8	H	W ⁽¹³⁾	8-7	North Carolina-Wilmington
3/9	A	W	9-2	Georgia
3/11	H	W	7-5	*Maryland
3/12	H	W	18-2	*Maryland
3/13	H	W	6-5	*Maryland
3/15	H	W	4-1	New Hampshire
3/16	H	L	4-7	South Carolina
3/18	A	W	6-1	Hawaii-Hilo
3/19	A	W	13-5	Hawaii-Hilo ⁽¹⁾
3/19	A	W	10-3	Hawaii-Hilo ⁽²⁾
3/21	N2	L	2-9	^Oregon State
3/22	N2	L	2-9	^Lewis-Clark State
3/23	A	W	7-3	^Hawaii
3/25	N2	W ⁽⁷⁾	3-2	^Washington
3/25	N2	W ⁽⁷⁾	3-1	^Grand Canyon
3/26	N2	L ⁽¹¹⁾	1-2	^Washington
3/27	N2	W	9-0	^Grand Canyon
3/29	H	W	7-5	Georgia Southern
3/30	H	L	2-3	Georgia Southern
4/1	A	W	3-2	*Virginia
4/2	A	W	11-6	*Virginia
4/3	A	W	11-4	*Virginia
4/5	H	W	6-3	Georgia
4/6	A	W	7-2	South Carolina
4/8	H	W ⁽¹⁰⁾	10-8	*N.C. State
4/9	H	W	9-5	*N.C. State
4/10	H	W ⁽¹⁰⁾	6-5	*N.C. State
4/12	H	W	8-2	Appalachian State
4/13	A	L ⁽¹⁷⁾	4-5	South Carolina
4/15	A	W	7-6	*Duke
4/16	A	L	7-8	*Duke
4/17	A	W	7-0	*Duke
4/18	H	W	16-6	Charleston Southern
4/19	A	W	10-6	Georgia

4/20	H	L	3-4	South Carolina
4/22	A	W	11-1	*North Carolina
4/23	A	L	0-5	*North Carolina
4/24	A	W	3-2	*North Carolina
4/26	A	W	3-2	Tennessee
4/27	A	L ⁽¹⁰⁾	1-5	Tennessee
4/29	H	W	7-5	Miami (FL)
4/30	H	L	3-6	Miami (FL)
5/1	H	W ⁽¹²⁾	9-8	Miami (FL)
5/7	H	W	5-2	*Florida State
5/8	H	W	9-5	*Florida State
5/9	H	L	3-8	*Florida State
5/10	A	W	9-7	Coastal Carolina
5/11	A	W	8-0	Coastal Carolina
5/13	A	W ⁽¹⁰⁾	9-8	*Georgia Tech
5/14	A	L	4-20	*Georgia Tech
5/15	A	W	7-4	*Georgia Tech
5/18	N3	W	7-1	+Maryland
5/19	N3	W	17-5	+N.C. State
5/20	N3	W	9-6	+Georgia Tech
5/21	N3	L	4-10	+Florida State
5/22	N3	W	4-1	+Florida State
5/26	H	W	5-1	\$The Citadel
5/27	H	L	1-8	\$Notre Dame
5/28	H	W	6-1	\$Old Dominion
5/28	H	L	5-11	\$Auburn

* - ACC game; % - UNLV Desert Classic; ^ - Hawaii Easter Tournament; + - ACC Tournament; \$ - NCAA East Regional; N1 - Las Vegas, NV; N2 - Honolulu, HI; N3 - Greenville, SC

1995 (54-14 Overall; 20-4 ACC, 1st)

College World Series Participant
Ranked #8 by Baseball America
Ranked #8 by Collegiate Baseball
Ranked #8 by Sports Weekly

Head Coach: Jack Leggett (2nd)

Date	St	W-L	Score	Opponent
2/17	N1	L	2-5	Oklahoma State
2/18	A	W	18-0	Texas-Arlington
2/19	N1	W	7-2	Arkansas State
2/24	H	W	16-2	George Mason
2/25	H	W	13-0	George Mason
2/26	H	W	9-3	George Mason
3/1	H	W	6-4	Tennessee
3/2	H	W ⁽¹⁰⁾	7-6	Tennessee
3/4	H	W	10-5	Old Dominion ⁽¹⁾
3/4	H	W	12-6	Old Dominion ⁽²⁾
3/5	H	W	7-1	Old Dominion
3/7	H	W	5-0	James Madison
3/8	H	W	16-6	James Madison
3/10	H	W	10-0	*Duke
3/11	H	W	8-4	*Duke
3/12	H	W	9-1	*Duke
3/14	A	W	5-2	Western Carolina
3/15	H	W	11-0	Appalachian State
3/17	A	W	10-7	*Wake Forest
3/18	A	W	4-3	*Wake Forest
3/19	A	W	10-5	*Wake Forest
3/21	A	W	9-7	Old Dominion
3/22	A	W	4-2	Old Dominion
3/24	A	W ⁽¹²⁾	4-3	*Maryland
3/25	A	W	11-3	*Maryland
3/26	A	W	12-2	*Maryland
3/28	A	L	2-4	South Carolina
3/29	H	W	5-4	Western Carolina
3/31	H	W	3-2	*North Carolina
4/1	H	W	20-1	*North Carolina
4/2	H	L	8-11	*North Carolina
4/4	H	W	7-2	South Carolina
4/5	A	L	7-8	Georgia
4/7	H	W	5-4	*Virginia
4/8	H	W	9-0	*Virginia
4/9	H	W	5-2	*Virginia
4/11	H	W	5-4	Georgia
4/12	H	W	11-1	South Carolina
4/14	A	W ⁽¹⁰⁾	17-15	*N.C. State
4/15	A	W	13-1	*N.C. State
4/16	A	W	13-4	*N.C. State



The 1996 Tigers won 51 games, including two games in the College World Series, and finished the season ranked #4 in the polls.

4/18	H	W	5-1	Coastal Carolina
4/19	H	W	7-2	Coastal Carolina
4/21	A	L	2-5	*Florida State
4/22	A	L	2-7	*Florida State
4/23	A	L	8-9	*Florida State
4/25	H	W	19-5	Furman
4/26	A	W	18-6	South Carolina
4/28	H	W	8-5	*Georgia Tech
4/29	H	W	6-1	*Georgia Tech
4/30	H	W	6-5	*Georgia Tech
5/7	A	W	7-4	Georgia Southern
5/8	A	L ⁽¹²⁾	14-15	Georgia Southern
5/12	A	L	6-7	Miami (FL)
5/13	A	W	7-5	Miami (FL)
5/14	A	L	4-8	Miami (FL)
5/17	N2	W	10-0	+Maryland
5/18	N2	W	6-4	+North Carolina
5/19	N2	W	11-0	+Florida State
5/20	N2	W	16-7	+N.C. State
5/20	N2	L	2-12	+Florida State
5/21	N2	L	2-8	+Florida State
5/25	H	W	8-4	\$Navy
5/26	H	W	11-5	\$Jacksonville
5/27	H	W	9-5	\$Winthrop
5/28	H	W	7-4	\$Alabama
6/3	N3	L	1-3	!Tennessee
6/5	N3	L	3-8	!Stanford

* - ACC game; + - ACC Tournament; \$ - NCAA East Regional; ! - College World Series; N1 - Arlington, TX; N2 - Greenville, SC; N3 - Omaha, NE

1996 (51-17 Overall; 17-7 ACC, 2nd)

College World Series Participant
Ranked #4 by Collegiate Baseball
Ranked #4 by Sports Weekly
Ranked #5 by Baseball America

Head Coach: Jack Leggett (3rd)

Date	St	W-L	Score	Opponent
2/16	H	W	4-0	South Florida
2/17	H	L	5-6	South Florida
2/18	H	L	2-7	South Florida
2/23	H	W	7-3	Maine
2/24	H	W	6-5	Maine ⁽¹⁾
2/24	H	W	5-1	Maine ⁽²⁾
2/25	H	W	6-1	Maine
2/27	A	W	8-3	Tennessee
2/28	A	W ⁽¹⁰⁾	10-4	Tennessee
3/1	H	W	11-3	Coastal Carolina
3/2	H	W	8-7	Coastal Carolina
3/3	H	W	13-4	Coastal Carolina
3/5	H	W	4-2	Western Carolina
3/8	H	W	8-4	Virginia Tech
3/9	H	W	6-2	Virginia Tech
3/10	H	W	4-0	Virginia Tech
3/12	H	W	18-2	Siena
3/13	H	W	9-3	Siena
3/16	A	L ⁽⁷⁾	4-7	*Duke ⁽¹⁾
3/16	A	L ⁽⁷⁾	0-2	*Duke ⁽²⁾
3/17	A	W	7-2	*Duke

3/20	H	W	11-3	Ohio
3/21	H	L	3-9	Ohio
3/22	H	W	4-0	*Maryland
3/23	H	W	7-0	*Maryland
3/24	H	W	16-6	*Maryland
3/28	A	W	13-3	Western Carolina
3/29	A	W	8-1	*Virginia
3/30	A	L	2-3	*Virginia
3/31	A	W	9-3	*Virginia
4/2	H	W	5-4	Georgia
4/3	A	W	4-2	South Carolina
4/5	H	W	9-1	*Wake Forest
4/6	H	W	6-0	*Wake Forest
4/7	H	L	7-8	*Wake Forest
4/9	H	W	10-4	Western Carolina
4/10	H	W	11-0	South Carolina
4/12	A	W	11-1	*North Carolina
4/13	A	W	7-5	*North Carolina
4/14	A	W	7-2	*North Carolina
4/16	A	L	2-6	Georgia
4/17	H	W	8-0	South Carolina
4/21	H	L ⁽¹⁰⁾	6-8	Georgia Southern ⁽¹⁾
4/21	H	L ⁽⁸⁾	7-9	Georgia Southern ⁽²⁾
4/23	A	W	7-5	South Carolina
4/24	H	W	12-5	Charleston Southern
4/25	H	L	6-18	*N.C. State
4/26	H	W	14-0	*N.C. State
4/27	H	L ⁽¹⁰⁾	1-4	*N.C. State
5/4	H	W	3-0	*Florida State
5/5	H	W	2-1	*Florida State
5/6	H	W	2-0	*Florida State
5/8	H	W	13-4	Furman
5/10	A	W ⁽¹⁰⁾	9-8	*Georgia Tech
5/11	A	L	0-4	*Georgia Tech
5/12	A	W	9-2	*Georgia Tech
5/16	N1	W	6-1	+Duke
5/16	N1	W	6-1	+Georgia Tech
5/17	N2	L	2-4	+Virginia
5/18	N2	L	1-2	+Florida State
5/23	H	W	9-1	*Charleston Southern
5/24	H	W	5-1	\$Old Dominion
5/25	H	W	6-3	\$West Virginia
5/26	H	W	12-5	\$Tennessee
5/31	N3	L	3-7	!Miami (FL)
6/2	N3	W ⁽¹⁰⁾	8-5	!Oklahoma State
6/4	N3	W	14-13	!Alabama
6/5	N3	L	5-14	!Miami (FL)

* - ACC game; + - ACC Tournament; \$ - NCAA East Regional; ! - College World Series; N1 - Chapel Hill, NC; N2 - Durham, NC; N3 - Omaha, NE

1997 (41-23 Overall; 13-10 ACC, 4th)

Ranked #24 by Sports Weekly
Head Coach: Jack Leggett (4th)

Date	St	W-L	Score	Opponent
2/15	H	W	6-2	Morehead State ⁽¹⁾
2/15	H	W	9-1	Morehead State ⁽²⁾
2/16	H	W	1-0	Morehead State
2/18	H	W	7-2	Charleston Southern

All-Time Results



2/22	H	W	7-6	Kentucky ⁽¹⁾
2/22	H	W	4-3	Kentucky ⁽²⁾
2/23	H	W	10-3	Kentucky
2/27	N1	W	8-7	% Cal State Northridge
2/28	N1	W	12-7	% Northwestern
2/28	A	L	3-4	% Nevada-Las Vegas
3/1	N1	W	10-2	% Northwestern
3/2	N1	L	5-18	% Cal State Northridge
3/4	H	W	12-5	James Madison
3/5	H	W	11-3	James Madison
3/7	H	W	17-2	Coastal Carolina
3/8	H	W	22-11	Coastal Carolina
3/9	H	W	13-3	Coastal Carolina
3/12	H	W	17-4	Appalachian State
3/14	H	W	3-2	*Virginia
3/15	H	W	6-1	*Virginia
3/16	H	W	7-3	*Virginia
3/19	A	L	3-7	Tennessee
3/21	A	L	1-13	*Maryland
3/22	A	W	17-10	*Maryland
3/23	A	L ⁽¹⁰⁾	6-7	*Maryland
3/25	A	L	4-9	Western Carolina
3/26	H	W	14-9	Western Carolina
3/28	A	L	2-11	*Wake Forest
3/29	A	W	10-9	*Wake Forest
3/30	A	W	18-7	*Wake Forest
4/1	A	L	2-3	Georgia
4/2	H	L	3-11	South Carolina
4/4	A	W	10-7	*Florida State
4/5	A	L	5-20	*Florida State
4/6	A	L ⁽¹²⁾	10-11	*Florida State
4/8	H	W	10-7	Furman
4/9	A	W	15-1	South Carolina
4/11	H	W	11-1	*Duke
4/12	H	L ⁽¹⁰⁾	3-4	*Duke
4/13	H	W	14-2	*Duke
4/15	H	W	13-5	Tennessee
4/16	H	W	12-9	South Carolina
4/18	A	L	9-16	*N.C. State
4/19	A	L	4-17	*N.C. State
4/20	A	L	7-9	*N.C. State
4/23	A	L	16-38	South Carolina
4/25	H	W	7-4	*Georgia Tech
4/26	H	L	4-19	*Georgia Tech
5/2	A	W	11-4	Davidson
5/4	H	W	17-2	*North Carolina
5/5	H	W	11-10	*North Carolina
5/6	H	W	5-4	*North Carolina
5/7	H	W	9-8	Charleston Southern
5/9	H	L	11-12	California
5/10	H	W	15-3	California
5/11	H	L	10-12	California
5/14	N2	W	8-6	+Wake Forest
5/15	N2	W	7-4	+Georgia Tech
5/16	N2	L	4-8	+Florida State
5/17	N2	W ⁽¹⁰⁾	11-6	+N.C. State
5/17	N2	L	0-10	+Florida State
5/22	N3	W	13-9	\$Nevada
5/23	N3	L	6-10	\$Rice
5/24	N3	L	7-12	\$Texas State

1998 (43-16 Overall; 14-9 ACC, T-2nd)
Ranked #19 by Sports Weekly
Ranked #21 by Baseball America
Ranked #23 by Collegiate Baseball
Head Coach: Jack Leggett (5th)

Date	St	W-L	Score	Opponent
2/6	N1	W	4-2	% South Florida
2/7	N1	W	7-6	% Central Florida
2/8	N1	W	9-4	% Auburn
2/13	H	L	1-6	East Carolina
2/14	H	W	16-4	East Carolina
2/15	H	W	8-2	East Carolina
2/20	H	W	5-4	Old Dominion
2/21	H	W	11-10	Old Dominion
2/22	H	W	12-7	Old Dominion

2/26	H	W	11-7	Charlotte
2/27	H	W	13-0	North Carolina-Wilmington
2/28	H	W	19-6	North Carolina-Wilmington
3/1	H	W	6-3	North Carolina-Wilmington
3/3	H	W	6-5	Florida Atlantic
3/4	H	L	5-6	Florida Atlantic
3/6	H	W	22-4	Stetson
3/8	H	W	10-5	Stetson ⁽¹⁾
3/8	H	W ⁽⁸⁾	9-4	Stetson ⁽²⁾
3/10	H	W	17-3	Coastal Carolina
3/13	H	W	12-2	Maine
3/14	H	W	18-2	Maine ⁽¹⁾
3/14	H	W	19-11	Maine ⁽²⁾
3/17	H	W	5-1	Western Carolina
3/19	A	L	7-10	Western Carolina
3/20	H	W	5-3	*Maryland
3/21	H	W	19-6	*Maryland
3/22	H	W	15-6	*Maryland
3/25	H	W	5-0	The Citadel
3/27	H	W	10-2	*Wake Forest
3/28	H	W	6-5	*Wake Forest
3/29	H	L	2-8	*Wake Forest
3/31	H	W ⁽¹⁰⁾	5-4	Georgia
4/1	A	W	6-4	South Carolina
4/3	A	W	9-7	*Virginia
4/4	A	L	6-7	*Virginia
4/5	A	W	15-6	*Virginia
4/7	H	W	18-0	Furman
4/8	H	W	13-3	Charleston Southern
4/11	A	W	8-2	*Duke ⁽¹⁾
4/11	A	L	6-7	*Duke ⁽²⁾
4/12	A	L	2-6	*Duke
4/15	H	W	14-6	North Carolina-Asheville
4/17	H	W ⁽¹²⁾	11-10	*N.C. State
4/18	H	W	17-6	*N.C. State
4/22	A	W	9-2	Georgia
4/24	H	W	2-1	*Florida State
4/25	H	W	5-4	*Florida State
4/26	H	L	2-7	*Florida State
5/3	A	L	6-7	*Georgia Tech
5/4	A	L	7-9	*Georgia Tech
5/5	A	L	5-14	*Georgia Tech
5/9	A	L	9-12	*North Carolina ⁽¹⁾
5/9	A	W	8-1	*North Carolina ⁽²⁾
5/10	A	W	7-6	*North Carolina
5/13	N2	L	1-4	+North Carolina
5/14	N2	L	6-10	+Georgia Tech
5/21	H	W	12-3	\$The Citadel
5/22	H	L ⁽¹⁶⁾	1-2	\$South Alabama
5/23	H	L	5-8	\$Southern California

* - ACC game; % - Olive Garden Classic; + - ACC Tournament; \$ - NCAA East Regional; N1 - Kissimmee, FL; N2 - Durham, NC

1999 (42-27 Overall; 13-10 ACC, 3rd)
Ranked #13 by Collegiate Baseball
Ranked #14 by Sports Weekly
Ranked #17 by Baseball America
Head Coach: Jack Leggett (6th)

Date	St	W-L	Score	Opponent
2/12	H	W	10-7	Kansas State
2/13	H	W	10-4	Kansas State
2/14	H	W	11-3	Kansas State
2/25	N1	W	13-12	% Washington
2/26	N1	L	3-4	% Creighton
2/26	A	L ⁽¹⁰⁾	11-12	% Nevada-Las Vegas
2/27	N1	L	5-7	% Nevada
2/28	N1	W	13-10	% Creighton
3/3	H	L	15-18	The Citadel
3/5	H	L	9-10	Liberty
3/6	H	L	8-11	Liberty ⁽¹⁾
3/6	H	W	11-6	Liberty ⁽²⁾
3/10	H	W	14-6	Coastal Carolina
3/12	H	W	14-4	George Mason
3/13	H	W	13-2	George Mason ⁽¹⁾
3/13	H	W	21-0	George Mason ⁽²⁾
3/16	A	L	4-5	East Carolina
3/17	A	L	2-14	East Carolina
3/19	A	W	8-6	*Maryland
3/20	A	W	9-2	*Maryland

3/23	H	W	17-5	Georgia
3/24	H	W	12-4	Wofford
3/26	A	L	1-5	*Wake Forest
3/27	A	L	6-11	*Wake Forest
3/28	A	L	2-10	*Wake Forest
3/30	A	W	7-6	Georgia
4/1	H	W	18-1	East Tennessee State
4/2	N2	L	3-5	Miami (FL)
4/3	N2	W	7-5	Miami (FL)
4/4	N2	L	11-14	Miami (FL)
4/6	A	L ⁽¹⁰⁾	8-9	Western Carolina
4/7	H	W	16-11	Western Carolina
4/9	A	L	0-8	*Florida State
4/10	A	W	8-4	*Florida State
4/11	A	L	3-5	*Florida State
4/13	H	W	12-9	Furman
4/14	A	W	8-7	South Carolina
4/16	H	W	18-1	*Duke
4/17	H	L ⁽¹⁰⁾	3-5	*Duke
4/18	H	W	7-5	*Duke
4/21	H	W	5-4	South Carolina
4/23	H	W	24-4	*Georgia Tech
4/24	H	W	13-8	*Georgia Tech
4/25	H	W	6-5	*Georgia Tech
5/1	H	L	3-9	*Virginia ⁽¹⁾
5/1	H	W ⁽¹¹⁾	5-4	*Virginia ⁽²⁾
5/2	H	W	12-5	*Virginia
5/4	H	W ⁽¹⁰⁾	11-10	Western Carolina
5/7	H	W	14-2	Winthrop
5/8	H	L	2-4	Coastal Carolina
5/9	H	W	20-7	*North Carolina
5/10	H	W	5-4	*North Carolina
5/11	H	L	5-7	*North Carolina
5/14	A	L	9-19	*N.C. State
5/15	A	L	4-7	*N.C. State
5/16	A	W	7-4	*N.C. State
5/19	N3	W	7-6	+N.C. State
5/20	N3	L	3-6	+Wake Forest
5/21	N3	W	7-6	+Maryland
5/22	N3	W	8-7	+Florida State
5/22	N3	L	5-9	+Wake Forest
5/28	N4	L	5-23	\$Missouri State
5/29	N4	W	17-3	\$Delaware
5/29	A	W	12-4	\$Arkansas
5/30	N4	W	8-7	\$Missouri State ⁽¹⁾
5/30	N4	W	7-5	\$Missouri State ⁽²⁾
6/4	A	L	3-20	¶Texas A&M
6/5	A	W	10-3	¶Texas A&M
6/6	A	L	4-5	¶Texas A&M

* - ACC game; % - UNLV/Coors Desert Classic; + - ACC Tournament; \$ - NCAA Fayetteville (AR) Regional; ¶ - NCAA College Station (TX) Super Regional; N1 - Las Vegas, NV; N2 - Fort Mill, SC; N3 - Durham, NC; N4 - Fayetteville, AR

2000 (51-18 Overall; 17-7 ACC, 2nd)
College World Series Participant
Ranked #5 by Sports Weekly
Ranked #6 by Collegiate Baseball
Ranked #7 by Baseball America
Head Coach: Jack Leggett (7th)

Date	St	W-L	Score	Opponent
1/28	N1	W	3-1	% Rice
1/29	N1	W	4-0	% Miami (FL)
1/30	N1	L	0-5	% Central Florida
2/18	H	W	5-0	Old Dominion
2/19	H	W	3-1	Old Dominion
2/20	H	W	10-2	Old Dominion
2/25	H	W	5-1	James Madison
2/26	H	W	12-4	James Madison
2/27	H	W	5-3	James Madison
3/1	H	W	4-3	Coastal Carolina
3/3	H	W	8-0	Nevada-Las Vegas
3/4	H	W	5-3	Nevada-Las Vegas
3/5	H	L	3-4	Nevada-Las Vegas
3/8	H	W	10-6	William & Mary
3/10	H	W	9-4	Ohio ⁽¹⁾
3/10	H	W	6-1	Ohio ⁽²⁾
3/11	H	W	16-2	Ohio

3/14	H	W	7-0	East Carolina
3/15	H	L	4-12	East Carolina
3/17	H	W	8-6	*Maryland
3/18	H	W	9-3	*Maryland ⁽¹⁾
3/18	H	W	11-2	*Maryland ⁽²⁾
3/22	H	W	14-2	Charlotte
3/24	H	W	9-3	The Citadel
3/25	H	W	7-5	The Citadel
3/26	H	W	6-3	The Citadel
3/29	A	L	6-10	Georgia
3/31	A	L	0-6	*North Carolina
4/1	A	W	10-2	*North Carolina
4/2	A	L	2-5	*North Carolina
4/4	H	W	11-7	Western Carolina
4/5	H	W	3-2	Furman
4/7	H	L	1-5	*N.C. State
4/8	H	W	9-0	*N.C. State
4/9	H	W	8-4	*N.C. State
4/11	H	W	9-7	Georgia
4/12	H	L	3-6	South Carolina
4/15	H	W ⁽¹⁵⁾	6-5	*Wake Forest ⁽¹⁾
4/15	H	W	5-4	*Wake Forest ⁽²⁾
4/16	H	L	4-6	*Wake Forest
4/18	H	W	17-5	Elon
4/19	A	L ⁽¹²⁾	8-9	South Carolina
4/21	A	W	8-5	*Duke
4/22	A	W	8-5	*Duke
4/23	A	W	12-8	*Duke
4/26	N2	W	13-4	Western Carolina
4/28	A	L	4-7	*Georgia Tech
4/29	A	L	7-9	*Georgia Tech
4/30	A	W	13-12	*Georgia Tech
5/6	H	W	8-7	*Florida State
5/7	H	W	5-4	*Florida State
5/8	H	W	7-4	*Florida State
5/11	A	L	4-6	Liberty
5/13	A	W	9-7	*Virginia ⁽¹⁾
5/13	A	L	0-11	*Virginia ⁽²⁾
5/14	A	W	20-9	*Virginia
5/17	N3	W	9-5	+Virginia
5/18	N3	W	8-4	+Florida State
5/19	N3	L	8-9	+Georgia Tech
5/20	N3	W	12-5	+Virginia
5/20	N3	L	4-8	+Georgia Tech
5/26	H	W	4-0	\$Middle Tennessee
5/27	H	W	9-3	\$Illinois
5/28	H	W	21-3	\$Middle Tennessee
6/2	H	W	11-4	¶Mississippi State
6/3	H	W	9-4	¶Mississippi State
6/9	N4	W	10-6	!San Jose State
6/11	N4	L	4-10	!Stanford
6/14	N4	L	4-5	!Louisiana-Lafayette



Patrick Boyd's three-run home run lifted the Tigers to a 10-6 victory over San Jose State in the 2000 College World Series.



All-Time Results

* - ACC game; % - ACC Disney Blast; + - ACC Tournament; \$ - NCAA Clemson (SC) Regional; ¶ - NCAA Clemson (SC) Super Regional; ! - College World Series; N1 - Lake Buena Vista, FL; N2 - Asheville, NC; N3 - Fort Mill, SC; N4 - Omaha, NE

2001 (41-22 Overall; 17-7 ACC, 2nd)

Ranked #13 by Collegiate Baseball

Ranked #14 by Sports Weekly

Ranked #17 by Baseball America

Head Coach: Jack Leggett (8th)

Date	St	W-L	Score	Opponent
2/16	H	L	5-10	Richmond
2/17	H	W	14-4	Richmond
2/18	H	W	7-3	Richmond
2/22	A	W	10-6	Nevada-Las Vegas
2/23	N1	W	9-5	Oregon State
2/23	A	L	6-14	Nevada-Las Vegas
2/24	N1	L	9-10	Oregon State
2/25	N1	W ⁽⁷⁾	13-2	Oregon State
2/28	H	W	7-4	Furman
3/3	H	L	8-21	South Carolina
3/4	A	W	7-4	South Carolina
3/7	H	W	5-3	College of Charleston
3/10	H	W	5-2	Ohio
3/11	H	W	17-4	Ohio
3/13	H	L ⁽¹⁰⁾	9-12	Georgia Southern
3/14	H	W	9-3	Georgia Southern
3/16	A	W	8-6	*Maryland
3/17	A	W	9-6	*Maryland
3/18	A	W	7-0	*Maryland
3/20	A	W	11-1	Old Dominion
3/21	A	L	8-10	Old Dominion
3/23	A	W ⁽¹²⁾	4-1	*Wake Forest
3/24	A	L	3-12	*Wake Forest
3/25	A	W	9-1	*Wake Forest
3/27	H	W	6-0	Wofford
3/28	A	L	4-8	Georgia
3/30	H	W	24-3	New York Tech
3/31	H	W	13-0	New York Tech ⁽¹⁾
3/31	H	W	14-0	New York Tech ⁽²⁾
4/4	H	L	4-8	Winthrop
4/6	A	L	4-7	*Florida State
4/7	A	L	6-7	*Florida State
4/8	A	L	1-6	*Florida State
4/10	H	L	5-10	Coastal Carolina
4/11	H	W ⁽¹¹⁾	8-7	Coastal Carolina
4/13	H	W	10-2	*Duke
4/14	H	W	10-1	*Duke
4/15	H	W	6-4	*Duke
4/17	H	W	10-4	Georgia
4/18	A	L	3-9	South Carolina
4/20	H	W	3-0	*Georgia Tech
4/21	H	W	5-1	*Georgia Tech
4/22	H	L	3-5	*Georgia Tech
4/24	H	W	8-2	Western Carolina
4/25	H	L	1-2	South Carolina
4/27	H	W	6-3	*North Carolina
4/28	H	W ⁽¹⁰⁾	10-9	*North Carolina
4/29	H	L	0-4	*North Carolina
5/5	A	W	7-6	*N.C. State ⁽¹⁾
5/5	A	L	3-4	*N.C. State ⁽²⁾
5/6	A	W	10-2	*N.C. State
5/9	A	W ⁽¹¹⁾	9-6	Furman
5/12	H	W	8-1	*Virginia ⁽¹⁾
5/12	H	W	17-1	*Virginia ⁽²⁾
5/13	H	W	5-4	*Virginia
5/16	N2	L	3-7	+ Virginia
5/17	N2	W	7-6	+ North Carolina
5/18	N2	L	4-5	+ Florida State
5/25	H	W	4-1	\$William & Mary
5/26	H	W	24-4	\$Seton Hall
5/27	H	W	8-2	\$Seton Hall
6/1	A	L	8-10	¶Miami (FL)
6/2	A	L	6-14	¶Miami (FL)

* - ACC game; + - ACC Tournament; \$ - NCAA Clemson (SC) Regional; ¶ - NCAA Coral Gables (FL) Super Regional; N1 - Las Vegas, NV; N2 - Fort Mill, SC

2002 (54-17 Overall; 16-8 ACC, 4th)

College World Series Participant

Ranked #3 by Baseball America

Ranked #3 by Collegiate Baseball

Ranked #3 by Sports Weekly

Head Coach: Jack Leggett (9th)

Date	St	W-L	Score	Opponent
2/22	H	W	7-4	Auburn
2/23	H	W	8-5	Auburn
2/24	H	W	6-5	Auburn
3/1	A	W	14-6	College of Charleston
3/2	A	W	9-7	South Carolina
3/3	H	W ⁽¹⁰⁾	11-10	South Carolina
3/6	H	W	12-1	College of Charleston
3/8	H	W	5-3	Purdue
3/9	H	W	9-6	Purdue
3/10	H	W	4-2	Purdue
3/12	H	W	20-8	Georgia Southern
3/13	H	W	9-2	Georgia Southern
3/15	H	W	13-1	South Alabama
3/16	H	L	4-6	South Alabama
3/17	H	W	11-3	South Alabama
3/19	H	W	23-5	North Carolina-Asheville
3/21	H	W	8-0	Maine
3/22	H	W	13-0	Maine
3/23	H	W	8-3	Maine
3/26	H	W	19-1	Coastal Carolina
3/27	H	W	6-2	Coastal Carolina
3/29	H	W	13-6	*Maryland
3/30	H	W	16-7	*Maryland
3/31	H	W	7-2	*Maryland
4/2	H	W	7-1	East Tennessee State
4/3	H	W	6-4	Winthrop
4/5	H	W	6-4	*N.C. State
4/6	H	L	0-3	*N.C. State
4/7	H	W	10-2	*N.C. State
4/9	A	L	4-5	Georgia
4/10	H	W	6-5	Georgia
4/12	A	W ⁽¹⁰⁾	11-7	*North Carolina
4/13	A	W	4-2	*North Carolina
4/14	A	L	5-12	*North Carolina
4/16	H	W	13-9	Western Carolina
4/17	H	L	6-8	South Carolina
4/19	A	W	5-3	*Duke
4/20	A	W	4-1	*Duke
4/21	A	W	2-1	*Duke
4/23	H	W	18-7	Furman
4/24	A	W	4-1	South Carolina
4/26	H	L	2-4	*Wake Forest
4/27	H	W	5-3	*Wake Forest
4/28	H	W	4-0	*Wake Forest
5/4	A	W	12-9	*Georgia Tech
5/5	A	L	6-15	*Georgia Tech
5/6	A	L	0-11	*Georgia Tech
5/8	H	W	9-2	Wofford

5/9	H	L	6-8	Elon
5/11	A	W	15-4	*Virginia
5/12	A	W	15-2	*Virginia
5/13	A	W	5-3	*Virginia
5/15	A	W	12-4	Western Carolina
5/17	H	L	3-9	*Florida State
5/18	H	L	3-12	*Florida State
5/19	H	L	3-9	*Florida State
5/22	N1	W	10-0	+ Georgia Tech
5/23	N1	L	4-9	+ Florida State
5/24	N1	W	5-3	+ N.C. State
5/25	N1	W	8-6	+ Wake Forest
5/25	N1	L	1-4	+ Florida State
5/31	H	W	15-1	\$Georgia Southern
6/1	H	W	4-2	\$East Carolina
6/2	H	W	21-1	\$East Carolina
6/7	H	L	6-9	¶Arkansas
6/8	H	W	8-7	¶Arkansas
6/9	H	W	7-4	¶Arkansas
6/14	N2	W	11-10	!Nebraska
6/16	N2	W	9-7	!Georgia Tech
6/19	N2	L	4-12	!South Carolina
6/21	N2	L	2-10	!South Carolina

* - ACC game; + - ACC Tournament; \$ - NCAA Clemson (SC) Regional; ¶ - NCAA Clemson (SC) Super Regional; ! - College World Series; N1 - Saint Petersburg, FL; N2 - Omaha, NE

2003 (39-22 Overall; 15-9 ACC, T-3rd)

Head Coach: Jack Leggett (10th)

Date	St	W-L	Score	Opponent
2/22	A	L	1-8	Auburn ⁽¹⁾
2/22	A	W	11-8	Auburn ⁽²⁾
2/23	A	L	3-7	Auburn
2/26	H	W ⁽⁸⁾	5-0	Charleston Southern
3/1	H	W	8-0	South Carolina
3/2	A	L	4-6	South Carolina
3/4	H	W	5-4	Winthrop
3/5	H	W	6-2	College of Charleston
3/6	H	W	6-2	^Chukyo (Japan)
3/7	H	W	2-0	Old Dominion
3/8	H	W	5-1	Old Dominion
3/9	H	W	18-2	Old Dominion
3/11	H	W	7-5	Tennessee Tech
3/12	H	W	8-0	Tennessee Tech
3/16	N1	W	11-1	Georgia Southern
3/17	N1	W	8-0	Georgia Southern
3/18	A	W	7-6	College of Charleston
3/20	H	W	8-6	Maine
3/21	H	W	7-6	Maine
3/22	H	W	11-7	Maine
3/24	H	W	21-7	Wofford
3/25	A	L	5-9	Western Carolina
3/26	H	W	7-3	Georgia

3/28	A2	L ⁽¹¹⁾	2-3	*N.C. State
3/29	A2	L	2-12	*N.C. State ⁽¹⁾
3/29	A2	W	12-10	*N.C. State ⁽²⁾
4/1	H	W	5-3	Western Carolina
4/2	A	W	4-2	South Carolina
4/4	H	W	9-4	*Virginia
4/5	H	L	1-4	*Virginia
4/6	H	W	9-2	*Virginia
4/9	H	W	4-2	South Carolina
4/11	A	W	8-4	*Florida State
4/12	A	L	2-7	*Florida State
4/13	A	L	1-8	*Florida State
4/15	H	L	1-5	Coastal Carolina
4/16	H	W	7-3	Coastal Carolina
4/19	A	L	6-9	*Maryland ⁽¹⁾
4/19	A	L	4-8	*Maryland ⁽²⁾
4/20	A	W	20-5	*Maryland
4/22	A	L	3-9	Georgia
4/23	H	W ⁽¹²⁾	6-3	East Tennessee State
4/25	H	W ⁽¹⁰⁾	9-7	*Georgia Tech
4/26	H	W	10-5	*Georgia Tech
4/27	H	W	11-3	*Georgia Tech
5/4	H	W	7-6	*Duke
5/5	H	L	6-7	*Duke
5/6	H	W	13-2	*Duke
5/7	H	L	2-11	Elon
5/8	A	L	8-10	Furman
5/10	H	L	4-9	*North Carolina
5/11	H	W ⁽¹⁰⁾	5-4	*North Carolina
5/12	H	W	5-2	*North Carolina
5/13	H	L	9-12	Furman
5/15	A	W	6-2	*Wake Forest
5/16	A	W	14-3	*Wake Forest
5/17	A	W	4-3	*Wake Forest
5/22	N3	L	2-10	+ North Carolina
5/23	N3	L	4-7	+ Duke
5/30	N4	L	8-10	\$Ohio State
5/31	N4	W ⁽¹⁰⁾	7-6	\$Princeton
5/31	A	L	0-15	\$Auburn

* - ACC game; ^ - exhibition game (not counted in record); + - ACC Tournament; \$ - NCAA Auburn (AL) Regional; N1 - Charleston, SC; A2 - Kingston, NC; N3 - Salem, VA; N4 - Auburn, AL

2004 (39-26 Overall; 14-10 ACC, T-4th)

Head Coach: Jack Leggett (11th)

Date	St	W-L	Score	Opponent
2/24	H	L	4-5	Charlotte
2/28	N1	W	4-0	%Georgia Southern
2/28	A	L ⁽¹¹⁾	2-3	%East Carolina
2/29	N1	W	9-0	%Georgia Southern
2/29	A	L	4-6	%East Carolina
3/3	H	W	8-5	Gardner-Webb
3/5	A	W	15-4	College of Charleston
3/6	A	L	2-5	South Carolina
3/7	H	L ⁽¹⁰⁾	7-8	South Carolina
3/10	A	W	6-0	Wofford
3/12	H	W	14-9	Auburn
3/13	H	L	4-5	Auburn
3/14	H	L	6-9	Auburn
3/16	H	W	9-4	Coastal Carolina
3/19	A	W	7-3	Texas Tech
3/20	A	L	10-13	Texas Tech
3/21	A	L	3-5	Texas Tech
3/23	H	W	10-6	Elon
3/24	H	L	1-7	Elon
3/26	H	W	13-6	*Wake Forest
3/27	H	W	7-4	*Wake Forest
3/28	H	W	6-5	*Wake Forest
3/30	A	W	6-2	Georgia
3/31	H	W	19-4	Georgia
4/2	H	W	3-2	*Maryland
4/3	H	W	9-2	*Maryland
4/4	H	W	8-2	*Maryland
4/7	H	W	9-4	South Carolina
4/9	A	L	1-5	*Virginia
4/10	A	L	3-4	*Virginia ⁽¹⁾
4/10	A	L	1-3	*Virginia ⁽²⁾
4/13	H	W	9-5	Winthrop



Above, the 2002 Tigers, ranked #3 in the final polls, celebrate after their 7-4 victory over Arkansas in the Clemson Super Regional.

4/14	A	W	13-5	South Carolina
4/16	A	W	2-1	*North Carolina
4/17	A	L	0-4	*North Carolina
4/18	A	W ⁽¹⁰⁾	4-2	*North Carolina
4/20	H	W	13-4	The Citadel
4/21	H	W	8-7	Western Carolina
4/23	H	W	2-1	*N.C. State
4/24	H	W	4-3	*N.C. State
4/25	H	W	9-6	*N.C. State
5/1	H	L	6-11	*Florida State
5/2	H	L	1-10	*Florida State
5/3	H	W	18-9	*Florida State
5/5	H	W	3-2	Charleston Southern
5/7	H	W	8-5	Central Florida
5/8	H	L	4-7	Central Florida
5/9	H	L	2-3	Central Florida
5/11	H	W	16-5	Furman
5/12	H	W	19-8	College of Charleston
5/14	A	L	3-8	*Georgia Tech
5/15	A	L	3-11	*Georgia Tech
5/16	A	L	4-8	*Georgia Tech
5/20	A	W	10-1	*Duke
5/21	A	L	1-2	*Duke
5/22	A	W	9-6	*Duke
5/26	N2	W	7-6	+ North Carolina
5/27	N2	L ⁽¹³⁾	7-11	+ Georgia Tech
5/28	N2	W	12-1	+ N.C. State
5/28	N2	L	5-6	+ North Carolina
6/4	N3	W	10-6	\$Birmingham-Southern
6/5	A	L	3-6	\$Georgia
6/5	N3	W	5-4	\$Birmingham-Southern
6/6	A	W	10-9	\$Georgia ⁽¹⁾
6/6	A	L ⁽¹⁰⁾	6-7	\$Georgia ⁽²⁾

* - ACC game; % - Keith LeClair Invitational;
+ - ACC Tournament; \$ - NCAA Athens (GA) Regional; N1 - Greenville, NC; N2 - Salem, VA; N3 - Athens, GA

2005 (43-23 Overall; 21-9 ACC, 2nd)

Ranked #13 by Collegiate Baseball

Ranked #14 by Baseball America

Ranked #16 by Sports Weekly

Head Coach: Jack Leggett (12th)

Date	St	W-L	Score	Opponent
2/18	N1	W	7-2	% West Virginia
2/19	A1	L	2-3	% Coastal Carolina
2/20	N1	L	0-10	% East Carolina
2/25	H	W	3-2	California-Irvine
2/26	H	W	5-4	California-Irvine
2/27	H	W	10-2	California-Irvine
3/4	A	L	5-6	Auburn
3/5	A	L	4-8	Auburn
3/6	A	W	14-3	Auburn
3/9	H	L	2-8	Winthrop
3/12	H	L	3-6	South Carolina
3/13	A	L	5-6	South Carolina
3/16	H	W	11-1	Furman
3/18	H	L	1-2	*North Carolina
3/19	H	W	9-1	*North Carolina
3/20	H	W	7-3	*North Carolina
3/22	A	W	1-0	Old Dominion
3/23	A	L	2-3	Old Dominion
3/25	A	W	14-3	*Maryland
3/26	A	W ⁽¹³⁾	6-4	*Maryland ⁽¹⁾
3/26	A	W	12-0	*Maryland ⁽²⁾
3/29	H	W	14-5	Coastal Carolina
3/30	H	W	8-1	Coastal Carolina
4/2	A	L	1-3	*Florida State
4/3	A	L	4-5	*Florida State ⁽¹⁾
4/3	A	W	7-3	*Florida State ⁽²⁾
4/5	A	L	10-11	Georgia
4/6	H	L	1-4	Georgia
4/8	H	W	9-3	*Duke
4/9	H	W	11-6	*Duke
4/10	H	W	16-6	*Duke
4/12	A	W	7-4	Western Carolina
4/13	H	W	12-2	South Carolina
4/15	H	W	13-4	*Virginia
4/16	H	W	3-2	*Virginia
4/17	H	L	2-9	*Virginia

4/19	H	W	10-1	Western Carolina
4/20	A	W	7-5	South Carolina
4/22	A	L	3-8	*N.C. State
4/23	A	W	16-9	*N.C. State
4/24	A	L	8-9	*N.C. State
4/26	H	W	9-6	Elon
4/27	H	W	7-1	Wofford
4/29	H	L	14-18	*Georgia Tech
4/30	H	W	6-5	*Georgia Tech
5/1	H	L	4-6	*Georgia Tech
5/8	A	L	7-11	*Virginia Tech
5/9	A	W	7-0	*Virginia Tech
5/10	A	W	6-2	*Virginia Tech
5/13	A	W	4-1	*Wake Forest
5/14	A	W ⁽¹¹⁾	17-14	*Wake Forest
5/15	A	W	6-5	*Wake Forest
5/17	H	W	8-5	College of Charleston
5/19	H	W	15-5	*Miami (FL)
5/20	H	W	9-2	*Miami (FL)
5/21	H	W	6-2	*Miami (FL)
5/25	N2	L	1-8	+ Virginia
5/26	N2	W	9-1	+ Miami (FL)
5/27	N2	W	5-4	+ N.C. State
5/28	N2	L	4-5	+ Virginia
6/3	H	W	12-2	*North Carolina A&T
6/4	H	W	6-0	\$College of Charleston
6/5	H	W	8-3	\$Oral Roberts
6/11	A	W	4-2	¶Baylor
6/12	A	L	1-7	¶Baylor
6/13	A	L	1-6	¶Baylor

* - ACC game; % - Baseball at The Beach;

+ - ACC Tournament; \$ - NCAA Clemson

(SC) Regional; ¶ - NCAA Waco (TX) Super

Regional; N1, A1 - Myrtle Beach, SC; N2 -

Jacksonville, FL

2006 (53-16 Overall; 24-6 ACC, 1st (Atlantic))

ACC Champion

College World Series Participant

Ranked #5 by Baseball America

Ranked #5 by Collegiate Baseball

Ranked #5 by Sports Weekly

Head Coach: Jack Leggett (13th)

Date	St	W-L	Score	Opponent
2/17	H	W	8-1	James Madison ⁽¹⁾
2/17	H	W	3-0	James Madison ⁽²⁾
2/19	H	W	6-1	James Madison
2/24	H	W	5-1	Mercer
2/26	H	L	2-3	Mercer ⁽¹⁾
2/26	H	W	9-4	Mercer ⁽²⁾
3/3	A	W	6-0	College of Charleston
3/4	A	L	2-6	South Carolina
3/5	H	W	6-4	South Carolina
3/8	H	W	10-5	William & Mary
3/10	H	W	7-2	Kansas
3/11	H	L	5-6	Kansas
3/12	H	W	4-3	Kansas
3/15	H	W	10-5	Gardner-Webb
3/17	A	L	1-2	*Virginia
3/18	A	L	2-10	*Virginia
3/19	A	L	4-7	*Virginia
3/21	H	W	5-3	Elon
3/22	H	W	7-4	Elon
3/24	H	W	9-5	*N.C. State
3/25	H	W	4-2	*N.C. State
3/26	H	W	6-2	*N.C. State
3/28	A	L ⁽¹⁰⁾	11-12	Georgia
3/29	H	W	10-7	Georgia
3/31	A	W	8-6	*Miami (FL)
4/1	A	W	6-2	*Miami (FL)
4/2	A	W	14-1	*Miami (FL)
4/4	H	L	6-8	Western Carolina
4/5	A	W	3-2	South Carolina
4/7	H	W	3-1	*Maryland
4/8	H	W ⁽¹¹⁾	3-2	*Maryland
4/9	H	W	15-7	*Maryland
4/11	A	W	8-3	Western Carolina
4/12	H	W	10-5	South Carolina
4/14	A	W	7-6	*Georgia Tech
4/15	A	L	3-12	*Georgia Tech



The 2007 team was #12 in the final Collegiate Baseball poll and had a school-record 11 draft picks, including five in the top-three rounds.

4/16	A	L	4-22	*Georgia Tech
4/18	H	L	3-6	Winthrop
4/19	H	L	4-5	Furman
4/21	A	W	6-3	*Boston College
4/22	A	L	2-3	*Boston College ⁽¹⁾
4/22	A	W	4-1	*Boston College ⁽²⁾
4/26	H	W	10-1	Wofford
4/28	H	W	11-2	*Virginia Tech
4/29	H	W	11-4	*Virginia Tech
4/30	H	W	7-3	*Virginia Tech
5/8	A	W	7-4	*Duke ⁽¹⁾
5/8	A	W	14-0	*Duke ⁽²⁾
5/9	A	W	8-2	*Duke
5/12	H	W	9-1	*Florida State
5/13	H	W ⁽¹⁰⁾	4-3	*Florida State
5/14	H	W	11-2	*Florida State
5/16	H	W	1-0	College of Charleston
5/18	H	W	26-1	*Wake Forest
5/19	H	W	6-0	*Wake Forest
5/20	H	W	7-3	*Wake Forest
5/24	N1	W ⁽⁷⁾	13-1	+ Wake Forest
5/25	N1	W	3-2	+ Georgia Tech
5/27	N1	L ⁽¹⁰⁾	7-8	+ Georgia Tech ⁽¹⁾
5/27	N1	W	16-11	+ Georgia Tech ⁽²⁾
5/28	N1	W	8-4	+ N.C. State
6/2	H	W	3-0	\$North Carolina-Asheville
6/3	H	W	13-3	\$Elon
6/4	H	W	8-6	\$Mississippi State
6/9	H	W	11-8	¶Oral Roberts
6/10	H	W	6-5	¶Oral Roberts
6/16	N2	W	8-4	!Georgia Tech
6/18	N2	L	0-2	!North Carolina
6/20	N2	L	6-7	!Cal State Fullerton

* - ACC game; + - ACC Tournament; \$ -

NCAA Clemson (SC) Regional; ¶ - NCAA

Clemson (SC) Super Regional; ! - College

World Series; N1 - Jacksonville, FL; N2 -

Omaha, NE

2007 (41-23 Overall; 18-12 ACC, 2nd (Atlantic))

Ranked #12 by Collegiate Baseball

Ranked #13 by Sports Weekly

Ranked #15 by Baseball America

Head Coach: Jack Leggett (14th)

Date	St	W-L	Score	Opponent
2/16	H	W	14-0	George Mason
2/17	H	L	1-5	George Mason
2/18	H	W	5-4	George Mason
2/21	H	W ⁽⁶⁾	11-3	High Point
2/23	H	W	8-3	Pacific
2/24	H	W ⁽¹¹⁾	4-3	Pacific ⁽¹⁾
2/24	H	W	5-4	Pacific ⁽²⁾
2/28	H	W	6-4	Winthrop
3/3	H	L	0-12	South Carolina
3/4	A	L	2-3	South Carolina
3/7	H	W	4-0	Coastal Carolina
3/9	H	L ⁽¹⁰⁾	4-6	Memphis
3/10	H	W	8-2	Memphis
3/11	H	W	7-2	Memphis

3/14	H	W	3-0	Georgia Southern
3/16	H	W	6-4	*Duke
3/17	H	W	7-2	*Duke
3/18	H	W	9-6	*Duke
3/20	A	L	3-6	Western Carolina
3/23	A	L	3-4	*Maryland
3/24	A	L	1-4	*Maryland
3/25	A	W	5-0	*Maryland
3/27	H	W	14-2	Gardner-Webb
3/28	H	W	15-6	Western Carolina
3/30	H	L	3-10	*Miami (FL)
3/31	H	W	4-1	*Miami (FL)
4/1	H	L	6-7	*Miami (FL)
4/3	A	W	4-2	Georgia
4/4	H	W	11-10	Georgia
4/6	A	W	6-3	*Virginia Tech
4/7	A	W	8-5	*Virginia Tech
4/8	A	W ⁽¹⁰⁾	5-2	*Virginia Tech
4/13	A	W	6-2	*Wake Forest
4/14	A	L	5-6	*Wake Forest
4/15	A	W	5-4	*Wake Forest
4/18	A	L	2-4	South Carolina
4/20	H	L	3-5	*Virginia
4/21	H	L	0-3	*Virginia
4/22	H	W	2-1	*Virginia
4/24	H	L	12-13	Elon
4/25	H	W	14-5	South Carolina
4/27	H	W ⁽¹¹⁾	3-2	*Georgia Tech
4/28	H	W	10-3	*Georgia Tech
4/29	H	L	3-6	*Georgia Tech
5/5	H	W	4-3	*Boston College
5/6	H	L	6-8	*Boston College ⁽¹⁾
5/6	H	W	7-6	*Boston College ⁽²⁾
5/8	N1	W	12-3	Wofford
5/9	H	L	3-6	Furman
5/11	A	L	1-11	*Florida State
5/12	A	W	7-6	*Florida State
5/13	A	W	11-6	*Florida State
5/15	H	W	19-7	College of Charleston
5/17	A	L	4-11	*N.C. State
5/18	A	L	5-6	*N.C. State
5/19	A	W	6-3	*N.C. State
5/23	N2	W ⁽¹³⁾	5-4	+ Miami (FL)
5/25	N2	L	2-3	+ Wake Forest
5/26	N2	W	5-1	+ Florida State
6/1	N3	W	3-2	\$Saint John's
6/3	A	W	11-8	\$Coastal Carolina
6/4	A	W	15-3	\$Coastal Carolina
6/8	A	L	6-8	¶Mississippi State
6/9	A	L	5-8	¶Mississippi State

* - ACC game; + - ACC Tournament; \$ - NCAA Myrtle Beach (SC) Regional; ¶ - NCAA Starkville (MS) Super Regional; N1 - Greenville, SC; N2 - Jacksonville, FL; N3 - Myrtle Beach, SC

Note: Bolded lines denote a Clemson home game.



Last Time It Happened

3 Home Runs

Clemson - It had been three years since a Tiger had hit three home runs in one game, but **Taylor Harbin** pulled off the trick against N.C. State at Doak Field in Raleigh, NC on April 23, 2005 in a game the Tigers won 16-9. He went 5-for-5 with three home runs, five runs scored, and eight RBIs, as the three homers came on consecutive pitches over three at-bats. He hit a one-out, three-run homer in the fourth inning, a one-out, three-run homer in the sixth inning, and a leadoff homer in the eighth inning. He also set the school record for total bases with 16.

Opponent - Georgia Tech first-baseman **Luke Murton** hit three home runs and drove in seven runs against the Tigers in the ACC Tournament at Jacksonville, FL in the second game of a doubleheader on May 27, 2006. Batting in the sixth spot in the lineup, he led off the seventh inning with a solo homer. In the eighth inning, he hit a two-run homer, then he hit a grand slam in the ninth inning. Therefore, **Murton** hit three homers in three straight innings. Clemson was victorious, however, by a score of 16-11.

4 Hits By 3 Players

Clemson - This last came at Maryland on April 20, 2003, exactly 18 years to the day that it happened last by a Tiger trio. **Herman Demmink** hit four singles, **Kyle Frank** was a 5-for-5 with four runs scored and four RBIs, and **David Slevin** was 4-for-6 with five RBIs in Clemson's 20-5 win. **Frank** also became just the third Tiger to ever hit two home runs in the same inning when he did so in the second inning.

Opponent - South Carolina accomplished this feat on April 23, 1997 in a game played in Columbia. Four Gamecocks had at least four hits in the 38-16 win over Clemson. **Adam Everett** had four hits, four RBIs, and six runs, **Derick Urquhart** had five hits, five RBIs, and six runs, **Ryan Bordenick** had six hits, six runs, and nine RBIs, and **Rob Streicher** had four hits, three runs, and five RBIs.

5 Hits

Clemson - **Ben Paulsen** went 5-for-5 with a double, homer, and six RBIs in Clemson's 14-2 victory over Gardner-Webb at Doug Kingsmore Stadium on March 27, 2007.

Opponent - Cal State Fullerton's **David Cooper** went 5-for-5 with a homer and four RBIs against the Tigers in the College World Series at Omaha, NE on June 20, 2006. His run-scoring single with two outs in the eighth inning was the difference in the Titans' 7-6 win that ended Clemson's year.

5 Hits By 2 Players

Clemson - **Brooks Shumake** hit a home run and four singles, while **Jimmy Key** added a pair of doubles and three singles against Georgia Southern in Statesboro, GA on May 13, 1982 in a game won by Clemson 25-5.



Gary Burnham hit for the cycle against Texas-Arlington on February 18, 1995.



Ben Paulsen was 5-for-5 with six RBIs against Gardner-Webb on March 27, 2007.

Opponent - South Carolina leftfielder **Derick Urquhart** had five hits, including three doubles, and catcher **Ryan Bordenick** had six hits, including two doubles and a home run, as the Gamecocks defeated Clemson 38-16 in Columbia on April 23, 1997. It was the first time since 1980 that two opposing players accomplished this feat.

Back-to-Back Homers

Clemson - **Andy D'Alessio** and **Taylor Harbin** hit back-to-back homers at Mississippi State in the Starkville (MS) Super Regional on June 8, 2007. In the sixth inning, **D'Alessio** hit a no-out, two-run homer. **Harbin** followed with a solo home run in a game Mississippi State won 8-6.

Opponent - **James Darnell** and **Justin Smoak** of South Carolina hit back-to-back solo homers with one out in the third inning in South Carolina's 4-2 win at Columbia, SC on April 18, 2007.

Cycle

Clemson - **Gary Burnham** performed the elusive feat against Texas-Arlington in the Texas-Arlington Tournament on February 18, 1995. **Burnham** had a double in the first inning, a triple in the third, walked in the fifth, struck out in the sixth, hit a three-run homer in the seventh, and completed the cycle with a single in the ninth inning. He added four RBIs and scored four runs.

Opponent - **Chris Pittaro** of North Carolina in Chapel Hill on March 21, 1981 had a double in the first, a single in the second, a home run in the third, and a triple in the sixth, along with two RBIs. North Carolina defeated the Tigers by a 10-7 score.

Grand Slam

Clemson - **Marquez Smith** hit a grand slam in the seventh inning to help Clemson defeat Boston College 7-6 in the second game of a doubleheader at Doug Kingsmore Stadium on May 6, 2007. The Eagles held a 6-3 lead until Smith blasted a grand slam after the first two Tigers of the inning were retired. It was Smith's second long ball of the game.

Opponent - **Luke Murton** of Georgia Tech hit a grand slam against the Tigers in the ACC Tourney at Jacksonville, FL in the second game of a doubleheader on May 27, 2006. The grand slam came with two outs in the ninth inning, and it was the last of his three homers in three straight innings. Clemson was victorious, however, by a score of 16-11.

No-Hitter

Clemson - **Scott Parrish** pitched a seven-inning, no-hit game against The Citadel at Clemson on March 6, 1984 in the 12th game of the season in a game won by the Tigers 6-0. **Parrish** allowed five baserunners, two walks, and three reached on errors. One runner was erased attempting to steal and the other four were left stranded.

Opponent - Auburn's **Dana Becton** and **Ken Deriso** combined to no-hit Clemson for the first time in almost 16 years when they held the Tigers hitless on March 11, 1979 at Auburn, AL. **Becton** went the first six innings and struck out seven batters, while **Deriso** hurled the last three innings and struck out four batters. Clemson lost the game by a score of 10-1, as the Tigers scored a run on two errors and a passed ball.

Shutout

Clemson - **Josh Cribb** pitched a complete-game shutout when he blanked #22 College of Charleston on June 4, 2005 in the Clemson Regional at Doug Kingsmore Stadium. The junior righthander allowed just two hits and one walk while striking out six batters in the Tigers' 6-0 victory. He also threw just 98 pitches against a team that entered the contest easily leading the country in batting average. The Cougars also did not advance a runner past second base in the game.

Opponent - **Robert Woodard** of North Carolina went the distance against Clemson in the College World Series at Omaha, NE on June 18, 2006. He yielded just three hits and three walks along with seven strikeouts in the Tar Heels' 2-0 win that sent the Tigers into the losers' bracket. The loss also broke Clemson's 130-game streak without being shut out.

Triple Play

Clemson - Clemson completed its first triple play since the 1971 season against George Mason on February 26, 1995 at Doug Kingsmore Stadium. **Mark Watson** gave up a lead-off walk to **Joey Goodwin** in the fourth inning, which was followed by a single by **Ron Pennell**. **Brendan Pickett** hit a line shot to first-baseman **David Miller**, who stepped on first to double off **Pennell** and then threw to **Seth Brizek** at second, and the throw beat **Goodwin** for the third out. The Tigers won 9-3.

Opponent - **Dan Griffin**, **Matt Robinson**, and **Rick Fegredo** of Florida State combined on a triple play on March 2, 1983 at Tallahassee, FL. After **Bob Paulling** singled and **Craig Roberson** walked to open the second inning, **Jamie Swanner** grounded to **Griffin**, who forced **Paulling** at third. **Griffin** threw to **Robinson**, forcing **Roberson** at second, and **Robinson** relayed to **Fegredo** at first for the putout on **Swanner**. The teams battled to a 3-3, 10-inning tie.



Josh Cribb threw 98 pitches in a complete-game shutout in the Tigers' 6-0 win over College of Charleston on June 4, 2005.

**Vet SITTON**

Pitcher
Clemson's First
Major Leaguer
1909

Billy O'DELL

Pitcher
Two-Time MLB All-Star
1958 MLB All-Star
Game MVP
105 Career MLB Wins
1954, 56-67

Tim TEUFEL

Second-Baseman
1986 World Series Champion
1983-93

Flint RHEM

Pitcher
105 Career MLB Wins
1926 AL Win Champion (20)
1926, 31 World Series Champion
1924-28, 30-36

Denny WALLING

Infielder
First-Round Draft Pick
1975-92

Jimmy KEY

Pitcher
Four-Time MLB All-Star
186 Career MLB Wins
1992, 96 World Series Champion
1984-98

CLEMSON'S MAJOR LEAGUE INFLUENCE

Matthew LECROY

Utility Player
First-Round Draft Pick
2000-07

Khalil GREENE

Shortstop
2002 National Player-of-the-Year
First-Round Draft Pick
2003-07

Billy KOCH

Pitcher
#4 Overall Draft Pick
1999-04

Bill SPIERS

Infielder
First-Round Draft Pick
1989-01

Kris BENSON

Pitcher
1996 National Player-of-the-Year
#1 Overall Draft Pick
1999, 00, 02-06

Jeff BAKER


Utility Player
2005-07

CLEMSN

2008 SCHEDULE



D.J. MITCHELL
Junior
Pitcher/Outfielder



Addison JOHNSON
Sophomore
Outfielder/Pitcher




Ben PAULSEN
Sophomore
First-Baseman

Feb. 22	Fri.	MERCER	4:00
Feb. 23	Sat.	MERCER	2:00
Feb. 24	Sun.	MERCER	1:00
Feb. 27	Wed.	HIGH POINT	4:00
Feb. 29	Fri.	at College of Charleston	5:00
Mar. 1	Sat.	at South Carolina	1:30
Mar. 2	Sun.	SOUTH CAROLINA	2:00
Mar. 5	Wed.	WOFFORD	4:00
Mar. 7	Fri.	* at Wake Forest	2:30
Mar. 8	Sat.	* at Wake Forest	1:00
Mar. 9	Sun.	* at Wake Forest	1:00
Mar. 11	Tue.	UNC GREENSBORO	4:00
Mar. 12	Wed.	UNC GREENSBORO	4:00
Mar. 14	Fri.	* BOSTON COLLEGE	4:00
Mar. 15	Sat.	* BOSTON COLLEGE	2:00
Mar. 16	Sun.	* BOSTON COLLEGE	1:00
Mar. 18	Tue.	COASTAL CAROLINA	7:15
Mar. 19	Wed.	FURMAN	7:15
Mar. 21	Fri.	* N.C. STATE	7:15
Mar. 22	Sat.	* N.C. STATE	7:00
Mar. 23	Sun.	* N.C. STATE	1:00
Mar. 25	Tue.	ELON	7:15
Mar. 26	Wed.	ELON	7:15
Mar. 28	Fri.	* at Maryland	7:00
Mar. 29	Sat.	* at Maryland	4:00
Mar. 30	Sun.	* at Maryland	1:00
Apr. 1	Tue.	at Georgia	7:00
Apr. 2	Wed.	GEORGIA	7:15
Apr. 4	Fri.	* at Miami (FL)	7:00
Apr. 5	Sat.	* at Miami (FL)	7:00
Apr. 6	Sun.	* at Miami (FL)	1:00
Apr. 9	Wed.	at South Carolina	7:00
Apr. 11	Fri.	* NORTH CAROLINA	7:15
Apr. 12	Sat.	* NORTH CAROLINA	4:00
Apr. 13	Sun.	* NORTH CAROLINA	1:00
Apr. 15	Tue.	WESTERN CAROLINA	7:15
Apr. 16	Wed.	SOUTH CAROLINA	7:15
Apr. 18	Fri.	* at Duke	7:00
Apr. 19	Sat.	* at Duke	2:00
Apr. 20	Sun.	* at Duke	1:00
Apr. 22	Tue.	at Western Carolina	7:00
Apr. 23	Wed.	^ Presbyterian	7:15
Apr. 25	Fri.	* VIRGINIA TECH	7:15
Apr. 26	Sat.	* VIRGINIA TECH	7:00
Apr. 27	Sun.	* VIRGINIA TECH	1:00
May 3	Sat.	* FLORIDA STATE	7:00
May 4	Sun.	* FLORIDA STATE	7:00
May 5	Mon.	* FLORIDA STATE	4:00
May 7	Wed.	^ Furman	7:15
May 9	Fri.	* at Georgia Tech	7:00
May 10	Sat.	* at Georgia Tech	7:00
May 11	Sun.	* at Georgia Tech	1:00
May 13	Tue.	COLLEGE OF CHARLESTON	7:15
May 15	Thu.	at Central Florida	6:30
May 16	Fri.	at Central Florida	6:30
May 17	Sat.	at Central Florida	6:30
May 21-25		+ ACC Tournament	TBA
May 30-2		\$ NCAA Regionals	TBA
Jun. 6-9		\$ NCAA Super Regionals	TBA
Jun. 14-25		! College World Series	TBA

* - ACC regular-season game; ^ - Greenville, SC (West End Field);
+ - ACC Tournament at Jacksonville, FL; \$ - NCAA Tournament; ! - Omaha, NE;
Note: Home games in **ORANGE**; all times are PM and Eastern.



Ryan HINSON
Junior
Pitcher



Wilson BOYD
Sophomore
Outfielder



Jack LEGGETT
Head Coach

PROGRAM ACCOMPLISHMENTS

- 11 College World Series appearances, including five in the last 13 years
- 22 straight seasons of 39 wins or more
- 21 consecutive NCAA Regional appearances
- 33 NCAA Tournament appearances overall
- Played host to an NCAA Regional nine of the last 14 years
- Averaged 46 wins per year over the last 14 years
- Fourth in the country in wins in the last 14 years
- Ranked in the final top 25 for 18 of the last 21 seasons
- Won 184 games over top-25 teams in the last 14 years
- Produced eight first-round draft picks in the last 13 years
- 82 players drafted or signed pro contracts in the last 14 years
- Home of National Players-of-the-Year Kris Benson (1996) and Khalil Greene (2002)