

2007 BASEBALL

CLEMSON

**Andy
D'ALESSIO**

Senior First Baseman
2007 Co-Captain
2007 Preseason First-Team All-American
2006 First-Team All-American



**P.J.
ZOCCHI**

Junior Pitcher
2007 Co-Captain

**Taylor
HARBIN**

Junior Second Baseman
2007 Co-Captain
2007 Preseason All-American



**solid
ORANGE**

IT'S ABOUT PRIDE

20 Consecutive NCAA Tournament Appearances

NCAA 2006 MEN'S College World Series
OMAHA, NEBRASKA

11 College World Series Appearances

1958

1959

1976

1977

1980

1991

1995

1996

2000

2002

2006

CLEMSON'S COLLEGE WORLD SERIES TRADITION

Clemson has a storied baseball tradition, and that tradition includes 11 trips to the College World Series in Omaha, NE. Only 10 other schools have made more trips to Omaha over the years, and Clemson has made the most trips of any ACC school as a league member. From legendary Head Coach Bill Wilhelm, who took the Tigers to six CWS appearances between 1958-93, to current Head Coach Jack Leggett, who has guided the program to five College World Series in just 13 seasons, and from the dramatic 14-13 comeback win over Alabama in 1996, to the heroics of Khalil Greene in 2002 and Andy D'Alessio in 2006, Clemson's College World Series tradition is among the best in the country.

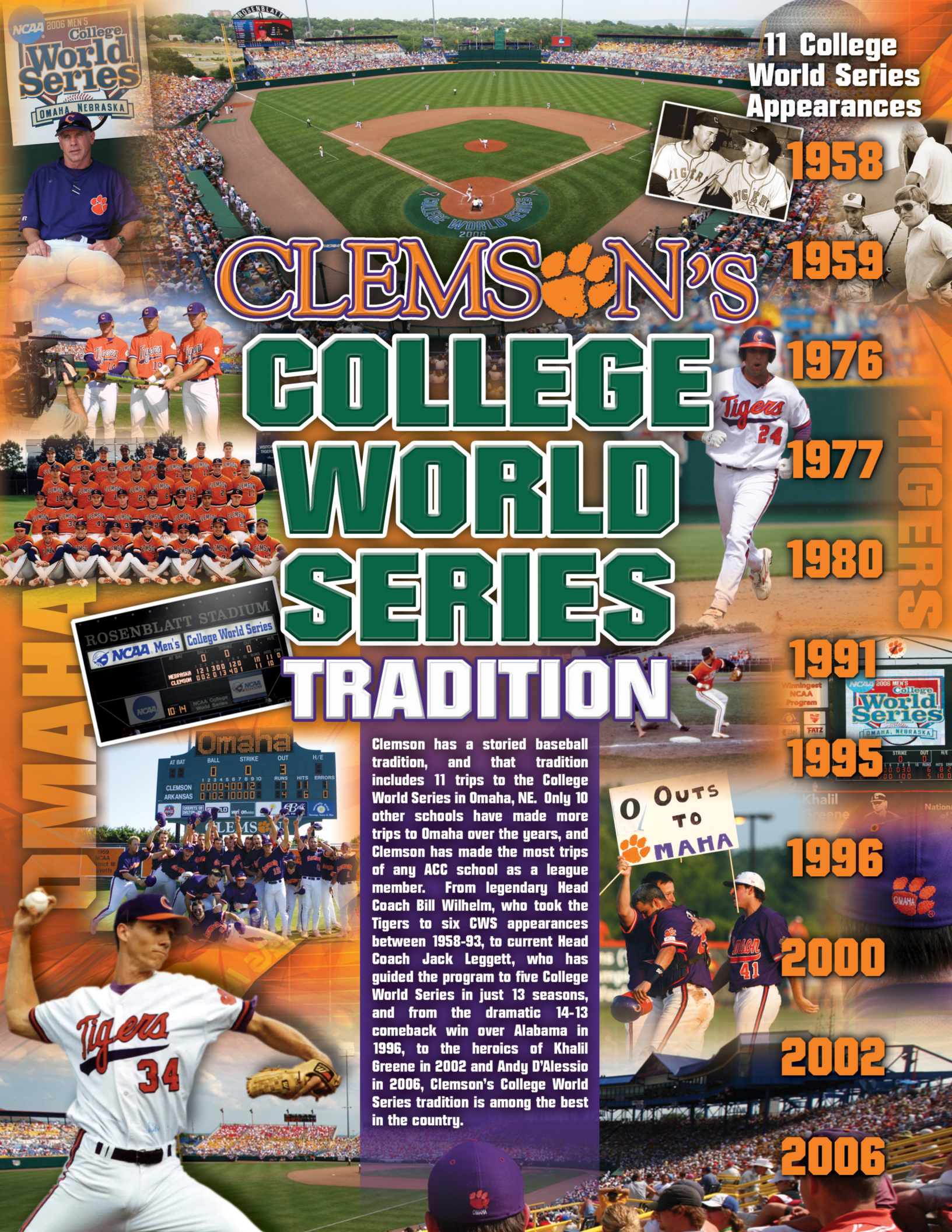


Table of Contents

C

Bios

Balliet, Roberta (Administrative Assistant)	24
Barker, James F. (President)	108
Bicknell, Toby (Volunteer Assistant Coach)	23
Douglas, Bobby (Director of Academic Services)	24
Hall, Ben (Student Assistant Coach)	23
Hennessy, Brian (Associate SID)	24
Leggett, Jack (Head Coach)	14-19
O'Sullivan, Kevin (Associate Head Coach)	20,21
Oughton, Denny (Director of Baseball Operations)	24
Phillips, Dr. Terry Don (Athletic Director)	109
Players, Rookie	45-47
Players, Veteran	28-44
Riginos, Tom (Assistant Head Coach)	22
Seniors & Pro Signees, 2006	96-98
Wilhelm, Bill (Former Head Coach)	169

Clemson Baseball Information

ACC Baseball	130
Alumni Reunion	114,115
Bat Girls	25
Community Service	113
Compliance, NCAA	112
Directions to Doug Kingsmore Stadium	2
Facilities, Athletic	116
Glossary	10-13
Grounds Crew, Baseball	117
Media Information	2
Media Outlets	3
Mission Statement, Athletic Department	111
Omaha Challenge	48
Opponents, 2007	50-53
Outlook	7-9

Media Guide Credits

Credits

The 2007 Clemson Baseball Media Guide was written, edited, and designed by Associate Sports Information Director **Brian Hennessy**. Statistical and editorial assistance provided by **Sam Blackman**, **Tim Bourret**, **Kelly Croughwell**, **Ashley Earle**, and **Philip Sikes**. The four cover designs by **John Schaffhauser** of Canton, MS. Printing by Electric City Printing Company of Williamston, SC.



On the Cover

Featured on the front cover are Clemson's three captains, **Andy D'Alessio** (1B), **Taylor Harbin** (2B), and **P.J. Zocchi** (RHP). **Brad Chalk** (OF), **Stephen Clyne** (RHP), **Ryan Hinson** (LHP), **Doug Hogan** (C), **David Kopp** (RHP), **Daniel Moskos** (LHP), **Marquez Smith** (INF), and **Stan Widmann** (SS) are featured on the back cover.

Photo Credits

Cover photos courtesy of **Dennis Bancroft**, **Mark Crammer**, **Mitchell Layton**, **Roy Philpott**, **Mike Stone**, and **Patrick Wright**. Interior photos courtesy of **Kevin Bray**, **Eddie Cliffe**, **Mark Crammer**, **Frankie Creel**, **Tommy Crumpton**, **Jim Graham**, **Steve Hanvey**, **Joseph Jackson**, **David Lann**, **Mitchell Layton**, **Earle Martin**, **Jerry Oberholtzer**, **Roy Philpott**, **Randy Rampey**, **Charlie Smith**, **Mike Stone**, **Vern Verna**, **Bob Waldrop**, **Patrick Wright**, and Major League Baseball.

Special Thanks

Special thanks to the late **Bob Bradley**, who served Clemson athletics for 45 years in the sports information department and provided most of the information contained in the record section. Thanks to the late **Alan Mohrmann** of Greenville, SC for statistical research.

Additional Copies

Send a check for \$12 to the Clemson SID office. See page 2 for mailing information.

Parking Map	6
Polls, Preseason	9
Pronunciations, Player & Coach	4
Quick Facts	6
Radio Network (Clemson Tiger Sports Network)	25
Roster, Numerical & Alphabetical	4
Roster, Position	5
Roster, Radio/Television	26
Stadium, Doug Kingsmore	118-121
Staff, Athletic Department	110,111
Staff, Student Support	47
Student-Athlete Enrichment Program (Vickery Hall) ..	106,107
Tradition, Championship	122,123
University Profile	99-105

Records

Academic Honor Roll Members, ACC	162
ACC Tournament	165
ACC Tournament Results, Game-By-Game	164
Against All Competition	54,55
All-Americans	156-158
Batting (Individual)	132
Batting (Team)	136
Batting, Yearly (Team)	134
Career (Individual)	140,141
Coaches, Assistant	174
Coaches, Head	175
Cycles	138
Date, Record By	55
Dates, Top Winning Percentage	55
Fielding (Team)	136
Fielding, Yearly (Team)	134
First-Round Draft Picks	128
Honors (Individual)	154,155
Innings, Highest Scoring	148
Last Time It Happened	192
Leggett vs. All Competition	19
Leggett's 173 Top-25 Wins	18
Leggett, Yearly	15
Lettermen	160,161
Major League Tigers, Current	124,125
Major League Tigers, Former	126,127
NCAA Stat Rankings, Top-25	159
NCAA Tournament	167
NCAA Tournament Results, Game-By-Game	166
No-Hitters	133
Pitching (Individual)	133
Pitching (Team)	136
Pitching, Yearly (Team)	135
Polls, Weekly (Clemson Rankings From 1987-06)	163
Pro Signees	128
Pro Tigers, 2006	129
Results, 2007 Opponent Game-By-Game	56-62
Results, Season Game-By-Game	176-191
Results, Yearly	175
Season (Individual)	137-139
Stadium, Against Opponents (Doug Kingsmore)	119
Stadium, Yearly (Doug Kingsmore)	118
Stats, Individual Career Batting (ACC Era)	149-151
Stats, Individual Career Pitching (ACC Era)	152,153
Streaks, Hitting	137
Streaks, Winning	136
Timeline, Historical	170-174
Titles, ACC & NCAA Regional	122
Yearly Leaders	142-147

Review, 2006

ACC Standings	130
Accomplishments, Team	75
All-ACC Team	130
Batting, Game-By-Game (Individual)	71
Boxscores	78-95
Home Runs	70
Honors, Individual	76
Notes	64,65
Pitching, Game-By-Game (Individual Career)	72-74
Polls, Final	77
Results, Game-By-Game	67
Starts By Position	75
Stats, ACC Regular-Season	68

2007 Schedule

February

16	Fri.	George Mason	WCCP	4:00
17	Sat.	George Mason	WCCP	2:00
18	Sun.	George Mason	WCCP	12:00
21	Wed.	High Point	WCCP	4:00
23	Fri.	Pacific	WCCP	4:00
24	Sat.	Pacific	WCCP	2:00
25	Sun.	Pacific	WCCP	12:00
28	Wed.	Winthrop	WCCP	4:00

March

3	Sat.	South Carolina	CTSN	2:00
4	Sun.	at South Carolina	CTSN	1:30
7	Wed.	Coastal Carolina	WCCP	4:00
9	Fri.	Memphis	WCCP	4:00
10	Sat.	Memphis	WCCP	2:00
11	Sun.	Memphis	WCCP	1:00
14	Wed.	Georgia Southern	WCCP	7:15
16	Fri.	* Duke	CTSN	7:15
17	Sat.	* Duke	CTSN	4:00
18	Sun.	* Duke	CTSN	1:00
20	Tue.	at Western Carolina	WCCP	7:00
23	Fri.	* at Maryland	CTSN	7:00
24	Sat.	* at Maryland	CTSN	1:00
25	Sun.	* at Maryland	CTSN	1:00
27	Tue.	Gardner-Webb	WCCP	7:15
28	Wed.	Western Carolina	WCCP	7:15
30	Fri.	* Miami (FL)	CTSN	7:15
31	Sat.	* Miami (FL)	CTSN	7:00

April

1	Sun.	* Miami (FL)	CTSN	1:00
3	Tue.	at Georgia	CTSN	7:00
4	Wed.	Georgia	CTSN	7:15
6	Fri.	* at Virginia Tech	CTSN	7:00
7	Sat.	* at Virginia Tech	CTSN	2:00
8	Sun.	* at Virginia Tech	CTSN	1:00
11	Wed.	South Carolina	CTSN	7:15
13	Fri.	* at Wake Forest	CTSN	3:00
14	Sat.	* at Wake Forest	CTSN	1:00
15	Sun.	* at Wake Forest	CTSN	1:00
18	Wed.	at South Carolina	CTSN	7:00
20	Fri.	* Virginia	CTSN	7:15
21	Sat.	* Virginia	CTSN	7:00
22	Sun.	* Virginia	CTSN	1:00
24	Tue.	Elon	WCCP	7:15
25	Wed.	Wofford	WCCP	7:15
27	Fri.	* Georgia Tech	CTSN	7:15
28	Sat.	* Georgia Tech	CTSN	7:00
29	Sun.	* Georgia Tech	CTSN	2:00

May

5	Sat.	* Boston College	CTSN	7:15
6	Sun.	* Boston College	CTSN	2:00
6	Sun.	* Boston College	CTSN	6:00
9	Wed.	Furman	WCCP	7:15
11	Fri.	* at Florida State	CTSN	7:00
12	Sat.	* at Florida State	CTSN,RSN	1:00
13	Sun.	* at Florida State	CTSN	1:00
15	Tue.	College of Charleston	WCCP	7:15
17	Thu.	* at N.C. State	CTSN	7:00
18	Fri.	* at N.C. State	CTSN	7:00
19	Sat.	* at N.C. State	CTSN,RSN	1:00
23-27		+ ACC Tournament	CTSN	TBA

* - ACC regular-season game; + - Jacksonville, FL; CTSN - Clemson Tiger Sports Network broadcast; WCCP - 104.9 FM (Clemson, SC) broadcast; RSN - Regional Sports Network telecast; Note: Home games in **bold**; all times are PM and Eastern.

Stats, ACC Tournament	69
Stats, Career (2007 Players)	68
Stats, NCAA Tournament	69
Stats, Overall	66
Story	75-77
Superlatives, Team & Individual	70

2007 CLEMSON BASEBALL



Media Information

ACC Media Relations

Kristie Le is the baseball media relations contact for the ACC office. She can be reached at (336) 851-6062 or kle@theacc.org.

Credentials

Members of the working press who desire a media credential to a Clemson baseball home game should contact **Brian Hennessy** in the Clemson Sports Information Office at (864) 656-1921. There is space for 13 writers in the press box in the Doug Kingsmore Stadium press areas, plus booths for each team's radio network. Season credentials are issued. Credentials on a game-by-game basis are also issued. Members of the media must request a pass at least one day prior to each game/series to ensure admittance.

Email Distribution List

Notes, stats, stories, and other information is emailed out on a series basis from the Clemson Sports Information Department. Contact **Hennessy** in the SID Office at bhennes@clemson.edu to be placed on this email distribution list.

Internet

Clemson boxscores, releases, statistics, bios, live stats, and other items are all available on the internet. Find us at ClemsonTigers.com. Statistics are updated following every game. Game notes are also provided in pdf format.



ClemsonTigers.com has up-to-date stat and biographical information on Tiger baseball.

Jack Leggett Availability

The best time to reach Head Coach **Jack Leggett** is weekday mornings. Please contact **Hennessy** at (864) 656-1921 to set up an interview with **Leggett**.

Parking

Members of the media are requested to park in the McFadden Building parking lot, located on the hill above the stadium (behind home plate). The lot is not reserved for media members, therefore parking is on a first-come, first-serve basis. There is also parking available beyond the outfield fence and in Memorial Stadium's west endzone parking lot.

Photographer Positions

Television-camera persons are allowed to film from any unoccupied booths in the press box. There are also patio areas on both sides of the press box that are available for filming. Positions are on a first-come, first-serve basis. Still photographers are allowed on the playing field, but only in "lined-off" areas near each dugout. Those positions are also on a first-come, first-serve basis.

Player Availability

Player interviews are conducted before a particular practice when the team does not have a game. Please notify **Hennessy** if you plan to attend practice. If attendance at practice is not possible, the Clemson Sports Information Office can set up a phone interview. Campus telephone numbers for players will not be provided.

Postgame Interviews

Postgame interviews take place outside the dugout of each team. A member of the Clemson Sports Information Office will retrieve requested players from the locker room. The locker room is closed to the media. Please see the opposing SID for their postgame player interview procedure.

Postgame Stats

A final boxscore is provided for all home games at Doug Kingsmore Stadium. A typed play-by-play is also available upon request. A final boxscore (pdf) and game story is emailed within 45 minutes of the conclusion of each home game. For any other requests, please see **Hennessy** or another member of the Clemson Sports Information Office prior to the conclusion of the game.

Directions to Kingsmore

From Atlanta, GA

Take I-85 north to Exit 14 in South Carolina. Take a left, which crosses over the interstate, onto South Carolina Highway 187 until the road runs into U.S. Highway 76 and 28. Make a left at this traffic light. *Stay on this road until the Highway 93 exit, where you will exit and take a left at the stop light. The route runs into the Clemson campus. Stay straight until you reach the second stop light after the tennis courts (tennis courts will be on the left). Take a left at the stop light and then take the first right into the McFadden Building parking lot.

From Columbia, SC

Take I-26 west and exit onto I-385 west until it reaches I-85. Take I-85 south until it reaches exit 19-B. Take exit 19-B and follow the directions from Atlanta starting at the * symbol to arrive at Doug Kingsmore Stadium.

From Greenville, SC

Take I-85 south until it reaches exit 19-B. Take exit 19-B and follow the directions from Atlanta starting at the * symbol to arrive at Doug Kingsmore Stadium.

Press Entrance

Please enter the stadium at the gate behind home plate or near the left-field foul pole. The stadium has an expanded press box along with an elevator and stairs leading up to the press box behind the stadium.

SID Office Address

Jervy Athletic Center
100 Perimeter Road
P.O. Box 632
Clemson, SC 29633

SID Office Contact Information

Office Number: (864) 656-2114
Fax: (864) 656-0299
Press Box: (864) 656-7731

Telephone Services

The press box features the most up-to-date phone services for media attending a game. There are also telephones available in the Clemson Sports Information Office (room 102) just 100 yards from the press box in the Jervy Athletic Center.

Will Call

Press will call is located at the left-field entrance.

Clemson SID Staff



Tim Bourret

Assistant AD, Sports Information
Office - (864) 656-1926
Cell - (864) 356-3791
Email - tbimoth@clemson.edu



Sam Blackman

Senior Associate SID
Office - (864) 656-1924
Cell - (864) 982-6100
Email - blackmj@clemson.edu



Brian Hennessy

Associate SID, Baseball
Office - (864) 656-1921
Cell - (864) 986-9046
Email - bhennes@clemson.edu



Christine Long

Assistant SID
Office - (864) 656-1920
Email - longc@clemson.edu



Philip Sikes

Assistant SID
Office - (864) 656-1985
Cell - (864) 525-4889
Email - philips@clemson.edu



Libby Kehn

Website Coordinator
Office - (864) 656-4218
Email - elizabk@clemson.edu



Kelly Croughwell

SID Graduate Assistant, Baseball
Office - (864) 656-2114
Email - kcrough@clemson.edu

Internet

CollegeBaseballInsider.com

Phil Stanton, Co-Editor
Sean Ryan, Co-Editor
 2019 Stoneheather Road
 Richmond, VA 23238
 Phone (804) 273-6117
 Email .. phil@collegebaseballinsider.com
 Website .. CollegeBaseballInsider.com

Rivals.com

Kendall Rogers, National Baseball Writer
 10 Cadillac Drive, Suite 400
 Brentwood, TN 37027
 Phone (615) 507-3935
 Email kendall@rivals.com
 Website .. CollegeBaseball.Rivals.com

SEBaseball.com

Mark Etheridge, Publisher
 6019 Garden Oaks Drive
 Tuscaloosa, AL 35405
 Phone (205) 562-7977
 Email sebaseball@rivals.com
 Website SEBaseball.com

TigerNet.com

Dan Scott, Senior Writer
 336 Silver Creed Road
 Central, SC 29630
 Phone (864) 903-1324
 Email dan.scott@tignet.com
 Website TigerNet.com

National

Baseball America

John Manuel, Editor in Chief
Aaron Fitt, Assistant Editor
 201 West Main Street, Suite 201
 Durham, NC 27702
 Phone (919) 682-9635 x113
 Email .. aaronfitt@baseballamerica.com
 Website ... BaseballAmerica.com

Collegiate Baseball

Lou Pavlovich, Jr., Editor
 P.O. Box 50566
 Tucson, AZ 85703
 Phone (520) 623-4530
 Email lou@baseballnews.com
 Website BaseballNews.com

USA Today Sports Weekly

Andy Gardiner, College Writer
 7950 Jones Brance Drive
 McLean, VA 22108
 Phone (703) 854-8013
 Email .. agardiner@usatoday.com
 Website USAToday.com

Print

Anderson Independent-Mail

Greg Wallace, Beat Writer
 P.O. Box 2507
 1000 Williamston Road
 Anderson, SC 29622
 Phone (864) 260-1238
 Email .. wallaceg@independentmail.com
 Website IndependentMail.com

The Augusta Chronicle

Scott Michaux, College Writer
 725 Broad Street
 Augusta, GA 30903
 Phone (800) 622-6358

Email .. scott.michaux@augustachronicle.com
 Website .. AugustaChronicle.com

The (Charleston) Post & Courier

Larry Williams, Beat Writer
 221 Heather Drive
 Central, SC 29630
 Phone (864) 654-7767
 Email .. lwilliams@postandcourier.com
 Website Charleston.net

The Charlotte Observer

Harry Pickett, Sports Writer
 P.O. Box 32188
 Charlotte, NC 28232
 Phone (704) 358-5125
 Email .. obsports@charlotteobserver.com
 Website Charlotte.com

The (Clemson University) Tiger

Eric Spott, Sports Editor
 P.O. Box 1586
 Clemson, SC 29633
 Phone (864) 656-6269
 Email .. sports@thetigernews.com
 Website TheTigerNews.com

The (Columbia) State

Paul Strelow, Beat Writer
 P.O. Box 1333
 Columbia, SC 29202
 Phone (864) 653-0361
 Email pstrelow@thestate.com
 Website TheState.com

The (Florence) Morning News

Marc Haselden, Sports Writer
 310 South Dargin Street
 Florence, SC 29501
 Phone (843) 317-7271
 Email .. mhaselden@florencenews.com
 Website .. MorningNewsOnline.com

The Greenville News

Ed McGranahan, Beat Writer
 P.O. Box 1688
 Greenville, SC 29602
 Phone (864) 423-5480
 Email .. emcgrana@greenvillenews.com
 Website GreenvilleOnline.com

The (Myrtle Beach) Sun News

Richard Griffiths, Sports Editor
 P.O. Box 406
 Myrtle Beach, SC 29578
 Phone (800) 568-1800 x294
 Email .. rgriffis@thesunnews.com
 Website .. MyrtleBeachOnline.com

The (Orangeburg) Times & Democrat

Thomas Grant, Sports Writer
 P.O. Drawer 1766
 Orangeburg, SC 29116
 Phone (803) 534-1060
 Email .. sports@timesanddemocrat.com
 Website TheTAndD.com

The (Rock Hill) Herald

David Cloninger, Sports Writer
 132 West Main Street
 Rock Hill, SC 29731
 Phone (803) 909-4218
 Email .. dcloninger@heraldonline.com
 Website HeraldOnline.com

(Seneca) Daily Journal/Messenger

Will Vandervort, Sports Editor
 210 West North 1st Street
 Seneca, SC 29679
 Phone (864) 882-2375

Email willv@dailyjm.com
 Website UpstateToday.com

Spartanburg Herald-Journal

Eric Boynton, Beat Writer
 P.O. Box 1657
 Spartanburg, SC 29304
 Phone (864) 562-7272
 Email eric.boynton@shj.com
 Website GoUpstate.com

The (Sumter) Item

Dennis Brunson, Sports Editor
 20 North Magnolia Street
 Sumter, SC 29151
 Phone (803) 774-1241
 Email dennisb@theitem.com
 Website www.TheItem.com

Radio

WSBF-FM (88.1)

Kyle Jensen, General Manager
 210 Hendrix Center
 Clemson, SC 29634
 Phone (864) 656-4010
 Email program@wsbf.net
 Website WSBF.net

WCCP-FM (104.9)

Dan Scott, Sports Director
 P.O. Box 1560
 Clemson, SC 29633
 Phone (864) 903-1324
 Email dan@wccpfm.com
 Website WCCPFM.com

WRIX-FM (103.1)

Ron Scarborough, Talk-Show Host
Joel Kay, Talk-Show Host
 102 East Shockley Ferry Road
 Anderson, SC 29624
 Phone (864) 505-5071
 Email ... morningshow@103.com
 Website Talk103.com

WORD-AM (1 330 AM)

Ed Jensen, Sports
 25 Garlington Road
 Greenville, SC 29615
 Phone (864) 241-4230
 Email ... ejenson@entercom.com
 Website ... NewsRadioWord.com

South Carolina News Network

Phil Kornblut, Sports Director
Kevin McCraey, Sports

3710 Landmark Drive, Suite 100
 Columbia, SC 29204
 Phone (803) 790-4300
 Email philtalk@aol.com
 Website SportsTalkSC.com

Specialty

Clemson Tiger Sports Network

Robert Gahagan, General Manager
Don Munson, Play-By-Play Announcer
 135 Old Greenville Highway, Suite 203
 Clemson, SC 29633
 Phone (864) 654-5544
 Email .. rgahagan@clemsontigersp.com

CUTigers The Magazine

Roy Philpott, Editor
Brett Jensen, Beat Writer
 115 Birch Meadow Drive
 Piedmont, SC 29673
 Phone (864) 356-5595
 Email rphilpo@cutigers.com
 Website CUTigers.com

(IPTAY) Orange & White

Phil Batson, Editor
Kerry Capps, Associate Editor
Dale Capps, Beat Writer
 P.O. Box 828
 Clemson, SC 29633
 Phone (864) 260-1230
 Email batsonpr@oandw.com
 Website OAndW.com

TigerIllustrated The Magazine

Cris Ard, Publisher
Ryan Bartow, Associate Editor
 P.O. Box 201
 Clemson, SC 29633
 Email crisard@msn.com
 Website TigerIllustrated.com

Television

WYFF (NBC, Ch. 4)

Geoff Hart, Sports Director
 505 Rutherford Street
 Greenville, SC 29609
 Phone (864) 240-5265
 Email gshart@hearst.com
 Website WYFF.com

WHNS (Fox, Ch. 21)

Dan Bubany, Sports Director
 21 Interstate Court

Greenville, SC 29615
 Phone (864) 213-2222
 Email .. joe.carter@foxcarolina.com
 Website FoxCarolina.com

WSPA (CBS, Ch. 7)

Pete Yanity, Sports Director
 P.O. Box 1717
 Spartanburg, SC 29304
 Phone (864) 587-5452
 Email pyanity@wspa.com
 Website WSPA.com

WNEG (CBS, Ch. 32)

Keeli Davidson, Sports Director
 100 Boulevard
 Toccoa, GA 30577
 Phone (706) 886-0032
 Email .. kdavidson@wneg32.com
 Website WNEG32.com

WIS (NBC, Ch. 10)

Rick Henry, Sports Director
 P.O. Box 367
 Columbia, SC 29201
 Phone (803) 758-1288
 Email rhenry@wistv.com
 Website WISTV.com

WLTX (CBS, Ch. 19)

Bob Shields, Sports Director
 6027 Garners Ferry Road
 Columbia, SC 29209
 Phone (803) 776-9508 x233
 Email .. bobshields@wltx.gannett.com
 Website WLTX.com

WOLO (ABC, Ch. 25)

Tim Hill, Sports Director
 1200 Main Street
 Columbia, SC 29201
 Phone (803) 735-9605
 Email thill@wolo.com
 Website WOLO.com

WBTW (CBS, Ch. 13)

Ryan Gunn, Sports Director
 3430 North TV Road
 Florence, SC 29501
 Phone (843) 317-1400
 Email rgunn@wbttw.com
 Website SCNow.com

Comcast/Charter Sports Southeast

Lori Phillips, Marketing Coordinator
 2995 Courtyards Drive
 Norcross, GA 30071
 Phone (770) 559-2742
 Email .. lori.phillips@cable.comcast.com
 Website CSS-Sports.com

FSN South

Shannon Alderman, Media Relations
 1175 Peachtree Street, Northeast
 Building 100; Suite 200
 Atlanta, GA 30361
 Phone (404) 230-7361
 Email .. salderman@foxsports.net
 Website FoxSports.com

Wire Service

(Columbia) Associated Press

Pete Iacobelli, Sports Writer
 1311 Marion Street
 Columbia, SC 29201
 Phone (803) 799-5510
 Email piacobelli@ap.org
 Website AP.org



Clemson Baseball is covered by more local media outlets than any other school in the conference.



Clemson Roster

Numerical

#	Player	Pos.	B-T	Hgt	Wgt	Cl.	Exp.	Hometown	Previous School
1	J.D. Burgess	INF	R-R	5-11	165	Fr.	HS	Pickens, SC	Pickens HS
3	David Bunnell	INF	R-R	6-0	185	Sr.	HS	Charlotte, NC	Independence HS
4	Taylor Harbin	2B/SS	R-R	5-9	180	Jr.	2VL	Travelers Rest, SC	Travelers Rest HS
6	Stan Widmann	SS	R-R	6-0	190	Jr.	2VL	Hurst, TX	L.D. Bell HS
8	Brad Chalk	OF	L-L	6-0	180	Jr.	2VL	Greer, SC	Riverside HS
9	D.J. Mitchell	OF/RHP	R-R	6-1	165	So.	1VL	Rural Hall, NC	North Forsyth Senior HS
10	Ben Paulsen	1B/3B	L-R	6-3	190	Fr.	HS	Acworth, GA	Kell HS
12	Wilson Boyd	OF	L-L	5-9	175	*Fr.	RS	Hickory, NC	Hickory HS
13	Alex Burg	C/OF	R-R	5-11	205	So.	1VL	Des Moines, WA	Mount Rainier HS
15	Graham Stoneburner [^]	RHP/INF	R-R	6-0	180	Fr.	HS	Richmond, VA	Mills E. Godwin HS
17	Chris Fidrych	LHP	L-L	6-0	210	*So.	1VL	Beaufort, SC	Beaufort HS
18	Addison Johnson	OF/LHP	L-L	5-7	165	Fr.	HS	Pfafftown, NC	North Forsyth Senior HS
19	Alex Lee	OF	L-L	6-1	175	Fr.	HS	Blythewood, SC	Ridge View HS
20	Matt Zoltak	LHP	L-L	5-11	180	Fr.	HS	Philadelphia, PA	Plymouth Whitmarsh Senior HS
22	Matt Vaughn	RHP	R-R	6-3	215	So.	1VL	Summerville, SC	Summerville HS
23	Justin Sarratt	RHP	R-R	5-9	165	Fr.	HS	Gaffney, SC	Gaffney Senior HS
24	Andy D'Alessio	1B	L-R	6-4	220	Sr.	3VL	Naples, FL	Barron Collier HS
25	Alan Farina	RHP	R-R	5-11	195	Jr.	JC	Chuluota, FL	Daytona Beach CC
27	Brock Schnabel	RHP	R-R	6-3	230	Jr.	JC	Winter Haven, FL	Polk CC
29	Tim Morris	1B/OF	L-L	6-3	220	Fr.	HS	Villanova, PA	Radnor HS
30	Doug Hogan	C	R-R	6-3	210	*Jr.	2VL	Columbia, SC	Irmo HS
31	P.J. Zocchi	RHP	R-R	5-11	210	*Jr.	2VL	Bronx, NY	Iona Prep School
33	William Bond	LHP	R-L	5-10	180	*So.	SQ	Lawrenceville, GA	Greater Atlanta Christian School
35	Marquez Smith	INF	R-R	5-10	210	Sr.	1VL	Ocala, FL	Daytona Beach CC
36	Stephen Clyne	RHP	R-R	6-1	205	*Sr.	2VL	Parkland, FL	American Heritage School
37	Adam Ward	C	R-R	5-9	155	*So.	HS	Hanahan, SC	Hanahan HS
40	Alex Martin	LHP	L-L	6-2	190	*So.	1VL	Charlotte, NC	Providence Senior HS
41	Daniel Moskos	LHP	R-L	6-1	200	Jr.	2VL	Alta Loma, CA	Damien HS
42	Josh Thrailkill	RHP	R-R	6-2	180	Fr.	HS	Arden, NC	T.C. Roberson HS
44	Buddy Munroe	C	R-R	5-10	180	Fr.	HS	Miami, FL	Christopher Columbus HS
45	Ryan Hinson	LHP	L-L	6-2	220	So.	1VL	Rock Hill, SC	Northwestern HS
47	David Kopp	RHP	R-R	6-3	205	Jr.	2VL	Margate, FL	Coral Springs HS

Head Coach: 7 Jack Leggett (14th season • Maine '76)
Associate Head Coach: 39 Kevin O'Sullivan (9th season • Virginia '91)
Assistant Head Coach: 11 Tom Riginos (5th season • Stetson '90)
Volunteer Assistant Coach: 2 Toby Bicknell (1st season • Wingate '02)
Student Assistant Coach: 16 Ben Hall (Sr. • Ormond Beach, FL)
Director of Baseball Operations: 51 Denny Oughton (2nd season • Pacific Lutheran '95)
Student Equipment Managers: Zac Ramey (Sr. • Kings Mountain, NC)
 Andrew King (Fr. • Anderson, SC)
Graduate Athletic Trainer: Pat Hassell (2nd season • Florida '04)
Field Manager: Mike Echols (6th season • Clemson '85)
Sports Information Contact: Brian Hennessy (9th season • Clemson '98)

* - has spent one season as a red-shirt player; ^ - out for the season due to injury

Alphabetical

#	Player	Pos.	Cl.
33	William Bond	LHP	*So.
12	Wilson Boyd	OF	*Fr.
3	David Bunnell	INF	Sr.
13	Alex Burg	C/OF	So.
1	J.D. Burgess	INF	Fr.
8	Brad Chalk	OF	Jr.
36	Stephen Clyne	RHP	*Sr.
24	Andy D'Alessio	1B	Sr.
25	Alan Farina	RHP	Jr.
17	Chris Fidrych	LHP	*So.
4	Taylor Harbin	2B/SS	Jr.
45	Ryan Hinson	LHP	So.
30	Doug Hogan	C	*Jr.
18	Addison Johnson	OF/LHP	Fr.
47	David Kopp	RHP	Jr.
19	Alex Lee	OF	Fr.
40	Alex Martin	LHP	*So.
9	D.J. Mitchell	OF/RHP	So.
29	Tim Morris	1B/OF	Fr.
41	Daniel Moskos	LHP	Jr.
44	Buddy Munroe	C	Fr.
10	Ben Paulsen	1B/3B	Fr.
23	Justin Sarratt	RHP	Fr.
27	Brock Schnabel	RHP	Jr.
35	Marquez Smith	INF	Sr.
15	Graham Stoneburner [^]	RHP/INF	Fr.
42	Josh Thrailkill	RHP	Fr.
22	Matt Vaughn	RHP	So.
37	Adam Ward	C	*So.
6	Stan Widmann	SS	Jr.
31	P.J. Zocchi	RHP	*Jr.
20	Matt Zoltak	LHP	Fr.



Pronunciations

2	Toby Bicknell	BIHK-nuhl
3	David Bunnell	buh-NEHL
24	Andy D'Alessio	duh-LEHS-ee-oh
41	Daniel Moskos	MAH-skohs
51	Denny Oughton	OHT-ihn
10	Tom Riginos	rih-JEEN-uhs
23	Justin Sarratt	suh-RAT
35	Marquez Smith	mahr-KWEHZ
31	P.J. Zocchi	ZAH-chee
20	Matt Zoltak	ZOHL-tak

Players By State

South Carolina (10)

1	J.D. Burgess	Pickens
8	Brad Chalk	Greer
17	Chris Fidrych	Beaufort
4	Taylor Harbin	Travelers Rest
45	Ryan Hinson	Rock Hill
30	Doug Hogan	Columbia
19	Alex Lee	Blythewood
23	Justin Sarratt	Gaffney
22	Matt Vaughn	Summerville
37	Adam Ward	Hanahan

Florida (7)

36	Stephen Clyne	Parkland
24	Andy D'Alessio	Naples
25	Alan Farina	Chuluota
47	David Kopp	Margate
44	Buddy Munroe	Miami

27	Brock Schnabel	Winter Haven
35	Marquez Smith	Ocala

North Carolina (6)

12	Wilson Boyd	Hickory
3	David Bunnell	Charlotte
18	Addison Johnson	Pfafftown
40	Alex Martin	Charlotte
9	D.J. Mitchell	Rural Hall
42	Josh Thrailkill	Arden

Georgia (2)

33	William Bond	Lawrenceville
10	Ben Paulsen	Acworth

Pennsylvania (2)

29	Tim Morris	Villanova
20	Matt Zoltak	Philadelphia

California (1)

41	Daniel Moskos	Alta Loma
----	---------------	-------	-----------

New York (1)

31	P.J. Zocchi	Bronx
----	-------------	-------	-------

Texas (1)

6	Stan Widmann	Hurst
---	--------------	-------	-------

Virginia (1)

15	Graham Stoneburner [^]	Richmond
----	---------------------------------	-------	----------

Washington (1)

13	Alex Burg	Des Moines
----	-----------	-------	------------

Position Roster

C

Catchers

#	Player	Pos.	B-T	Hgt	Wgt	Cl.	Birthdate	Current Home Address, Hometown Phone
13	Alex Burg	C/OF	R-R	5-11	205	So.	8-9-87	24933 13th Place South; Des Moines, WA 98198; (206) 824-9003
30	Doug Hogan	C	R-R	6-3	210	*Jr.	9-29-84	441 Winding Way; Columbia, SC 29212; (803) 781-9028
44	Buddy Munroe	C	R-R	5-10	180	Fr.	8-28-87	5752 Southwest 83rd Street; Miami, FL 33143; (305) 662-2219
37	Adam Ward	C	R-R	5-9	155	*So.	1-12-86	1063 Stonehenge Drive; Hanahan, SC 29406; (843) 554-6418

Infielders

#	Player	Pos.	B-T	Hgt	Wgt	Cl.	Birthdate	Current Home Address, Hometown Phone
3	David Bunnell	INF	R-R	6-0	185	Sr.	9-24-84	12916 Rising Sun Terrace; Charlotte, NC 28227; (704) 545-7746
1	J.D. Burgess	INF	R-R	5-11	165	Fr.	9-16-87	1535 Fox Squirrel Ridge Road; Pickens, SC 29671; (864) 878-3683
24	Andy D'Alessio	1B	L-R	6-4	220	Sr.	9-23-84	6899 Lone Oak Boulevard; Naples, FL 34109; (239) 594-3090
4	Taylor Harbin	2B/SS	R-R	5-9	180	Jr.	2-13-86	503 Tubbs Mountain Road; Travelers Rest, SC 29690; (864) 834-1611
29	Tim Morris	1B/OF	L-L	6-3	220	Fr.	12-11-87	103 Tindall Lane; Villanova, PA 19085; (610) 520-0847
10	Ben Paulsen	1B/3B	L-R	6-3	190	Fr.	10-27-87	1109 Anemone Way; Acworth, GA 30102; (404) 234-2726
35	Marquez Smith	INF	R-R	5-10	210	Sr.	3-20-85	3551 Southeast 28 Court; Ocala, FL 34471; (352) 732-0628
6	Stan Widmann	SS	R-R	6-0	190	Jr.	8-25-85	1612 Bedfordshire; Bedford, TX 76021; (817) 684-4080

Outfielders

#	Player	Pos.	B-T	Hgt	Wgt	Cl.	Birthdate	Current Home Address, Hometown Phone
12	Wilson Boyd	OF	L-L	5-9	175	*Fr.	10-28-86	P.O. Box 347; Newton, NC 28658; (828) 327-0687
8	Brad Chalk	OF	L-L	6-0	180	Jr.	1-20-86	105 North Wingfield Road; Greer, SC 29650; (864) 877-3765
18	Addison Johnson	OF/LHP	L-L	5-7	165	Fr.	12-26-87	2504 Mount Salem Road; Pfafftown, NC 27040; (336) 922-5553
19	Alex Lee	OF	L-L	6-1	175	Fr.	10-2-87	14 East Canterbury Court; Blythewood, SC 29016; (803) 786-2176
9	D.J. Mitchell	OF/RHP	R-R	6-1	165	So.	5-13-87	6340 Wynyard Avenue; Rural Hall, NC 27045; (336) 377-2887

Pitchers

#	Player	Pos.	B-T	Hgt	Wgt	Cl.	Birthdate	Current Home Address, Hometown Phone
33	William Bond	LHP	R-L	5-10	180	*So.	12-18-85	775 Woodbrook Way; Lawrenceville, GA 30043; (770) 682-0734
36	Stephen Clyne	RHP	R-R	6-1	205	*Sr.	9-22-84	377 Pencarrow Circle; Madisonville, LA 70447; (985) 845-2541
25	Alan Farina	RHP	R-R	5-11	195	Jr.	8-9-86	398 Lake Mills Avenue; Chuluota, FL 32766; (407) 365-3491
17	Chris Fidrych	LHP	L-L	6-0	210	*So.	9-8-85	238 Green Winged Teal Drive South; Beaufort, SC 29907; (843) 470-0902
45	Ryan Hinson	LHP	L-L	6-2	220	So.	5-12-87	1229 Old Coach Lane; Rock Hill, SC 29732; (803) 324-1763
47	David Kopp	RHP	R-R	6-3	205	Jr.	10-22-85	3360 Pinewalk Drive North, #1311; Margate, FL 33063; (954) 255-0009
40	Alex Martin	LHP	L-L	6-2	190	*So.	2-16-86	4509 Rosecliff Drive; Charlotte, NC 28277; (704) 541-0791
41	Daniel Moskos	LHP	R-L	6-1	200	Jr.	4-28-86	7350 Legacy Place; Rancho Cucamonga, CA 91730; (909) 989-3085
23	Justin Sarratt	RHP	R-R	5-9	165	Fr.	12-22-87	123 Iron Ore Road; Gaffney, SC 29341; (864) 487-7510
27	Brock Schnabel	RHP	R-R	6-3	230	Jr.	12-26-85	307 Quails Run Pass; Winter Haven, FL 33884; (863) 324-7567
15	Graham Stoneburner^	RHP/INF	R-R	6-0	180	Fr.	9-29-87	11807 Prince Regent Place; Richmond, VA 23238; (804) 741-8408
42	Josh Thraikill	RHP	R-R	6-2	180	Fr.	12-25-87	9 Coventry Woods Drive; Arden, NC 28704; (828) 687-7194
22	Matt Vaughn	RHP	R-R	6-3	215	So.	6-13-86	2815 Ocean Sound Drive; Fernandina Beach, FL 32034; (904) 583-2538
31	P.J. Zocchi	RHP	R-R	5-11	210	*Jr.	6-19-85	2542 Westervelt Avenue; Bronx, NY 10469; (718) 519-0395
20	Matt Zoltak	LHP	L-L	5-11	180	Fr.	6-27-88	7811 Saint Martin's Lane; Philadelphia, PA 19118; (215) 247-7811

Head Coach:	7 Jack Leggett (14th season • Maine '76)
Associate Head Coach:	39 Kevin O'Sullivan (9th season • Virginia '91)
Assistant Head Coach:	11 Tom Riginos (5th season • Stetson '90)
Volunteer Assistant Coach:	2 Toby Bicknell (1st season • Wingate '02)
Student Assistant Coach:	16 Ben Hall (Sr. • Ormond Beach, FL)
Director of Baseball Operations:	51 Denny Oughton (2nd season • Pacific Lutheran '95)
Student Equipment Managers:	Zac Ramey (Sr. • Kings Mountain, NC) Andrew King (Fr. • Anderson, SC)
Graduate Athletic Trainer:	Pat Hassell (2nd season • Florida '04)
Field Manager:	Mike Echols (6th season • Clemson '85)
Sports Information Contact:	Brian Hennessy (9th season • Clemson '98)

* - has spent one season as a red-shirt player; ^ - out for the season due to injury



Overview

Expectations are again high for Clemson baseball in 2007. Fresh off a 2006 season when the Tigers captured the ACC regular-season and tournament titles along with making their 11th trip to the College World Series, Head Coach **Jack Leggett** believes this team can achieve those same goals and contend for the national title.

"Our goals are to repeat some of the same accomplishments of last year," said Leggett, who is entering his 14th season as the head coach of the Tiger program. "We'll strive to win the regular-season and ACC Tournament titles again, host a regional and super regional, and find a way to Omaha to play for the national championship. We have a lot of things to take care of along the way."

Those things include playing in one of the toughest conferences in the country, as the ACC sent four teams to Omaha a season ago and has six teams ranked in the top 13 in **Collegiate Baseball's** 2007 preseason poll. For the second straight year, the Tigers will play a 30-game league schedule, but Clemson will not face North Carolina during the regular season.

The Tigers do, however, still play a difficult non-conference slate, including games against South Carolina (4), Georgia (2), College of Charleston (1), Elon (1), and Winthrop (1), all teams that played in the 2006 NCAA Tournament.

The players who will face the challenging schedule will be familiar to Tiger fans, as Clemson returns four of its eight starters in the field, including three infielders.

"We must replace some of the good players from last year's team, but the nucleus is back," said Leggett. "We have a strong group of infielders returning, as three starting infielders from last year's team are back. I don't think I have ever had as many experienced players back in the infield."

"Our centerfielder is back as well. We've got some great players to pick from in right field, left field, and behind the plate, and I think we're going to find some players that do a great job."

"We could have a very exciting team. We have some experience coming back on offense. We may not have as much power as we have had in the past, but we'll be a different type of team, and we'll be able to execute and make things exciting. I really believe that our pitching depth is going to be as strong as last year's as well."



Clemson will attempt to play in the College World Series for the second time in as many years at the end of the 2007 season. Omaha is a destination the Tigers have reached 11 times in school history.

After swiping just 42 bases in 2005, Clemson refocused its efforts on being aggressive on the basepaths in 2006 when the Tigers were successful on 107 of 129 stolen-base attempts. That aggression was key to the Tigers' 26-9 record against top-25 ranked teams and trip to Omaha.

The pollsters believe Clemson is a top-caliber ballclub in 2007, as the Tigers are ranked #2 by both **Collegiate Baseball** and **Sports Weekly** in their preseason polls. **Baseball America** has the Tigers ranked #3 in its preseason poll, giving Clemson a top-three ranking in all three polls for the first time in school history. The Tigers were ranked #5 in all three final polls at the conclusion of the 2006 season.

The Tigers lost 14 lettermen off the 2006 squad, but thanks to the efforts of Recruiting Coordinator and Associate Head Coach **Kevin O'Sullivan** along with Assistant Head Coach **Tom Riginos**, the 2007 recruiting class was ranked #4 in the nation by **Baseball America**.

Two new faces will also be present in the Tiger dugout in 2007. **Toby Bicknell**, formerly an assistant at North Carolina-Pembroke, joined the staff prior to the season as the volunteer assistant coach. **Ben Hall**, a two-year letterman at Clemson in 2005 and 2006, was added as a student assistant coach.


Clemson was picked to finish first in the ACC by the 12 league coaches in the preseason. The Tigers received nine first-place votes to win the entire ACC regular-season title, while Georgia Tech had two and Virginia had one.

The Tigers are also tabbed to win the ACC Atlantic Division title with 11 first-place votes and 71 points, ahead of Florida State (one first-place vote), N.C. State, Wake Forest, Boston College, and Maryland. North Carolina is picked to win the ACC Coastal Division with 60 points, ahead of Miami (FL), Virginia, Georgia Tech, Virginia Tech, and Duke.

The ACC Tournament will return to Baseball Grounds of Jacksonville (FL) for the third straight year in 2007. The venue was the host of Clemson's ninth ACC Tourney Championship in history during the 2006 season.

However, the 2007 tourney will feature a different format. The top-eight teams in the ACC regular-season standings will still participate, but each team will play the other three teams in its four-team bracket. Barring a tie, the team with the best three-game record in each bracket will play one game for the tournament title. Head-to-head result is the tiebreaker if two teams are tied with a 2-1 record in bracket play. If three teams are 2-1, then the team with the best ACC regular-season record will advance to the title game.

Leggett hopes the Tigers can repeat the same successes they had in 2006 when they won 50 games, captured the ACC regular-season and tourney titles, and advanced to Omaha, but there is another milestone on the horizon for the Tiger



Jack Leggett has 985 career victories in 27 seasons as a head coach. He is just 15 wins shy of the 1,000-win mark, a milestone only nine other active coaches have reached.

head coach. He has 985 career wins in 27 years as a head coach, just 15 wins shy of the 1,000 mark. He will only be the 10th active head coach at the Division I level to reach that plateau.

Leggett has also won 608 games in his 13 seasons in Tigertown. Only three schools (Florida State, Wichita State, Rice) have won more games from 1994-06 than Leggett, as five of those 13 teams have played in Omaha.

Catchers

In the field, one of Clemson's biggest concerns is replacing the leadership and defensive abilities of catcher Adrian Casanova. Junior **Doug Hogan** (Columbia, SC) is the leading candidate for the starting job, as he has seen valuable innings behind the plate in 46 games (three starts) during his first two active seasons in the program.

Sophomore **Alex Burg** (Des Moines, WA) will also compete for the starting job. As a freshman, he showed flashes of power and also saw some innings in the outfield. In 32 at-bats, he totaled three doubles, a homer, and eight RBIs.

Buddy Munroe (Miami, FL) is a talented freshman who will also compete for the starting role behind the plate, however, he has been slowed while recovering from a torn labrum. Sophomore walk-on **Adam Ward** (Hanahan, SC) will provide depth at the position as well.

Catchers

#	Player	B-T	Cl.	BA	HR	RBI
13	Alex Burg	R-R	So.	.219	1	8
30	Doug Hogan	R-R	*Jr.	.143	1	6
44	Buddy Munroe	R-R	Fr.	-----	--	--
37	Adam Ward	R-R	*So.	-----	--	--

* - has spent one season as a red-shirt player; Note: Stats are from the 2006 season.





Senior first-baseman Andy D'Alessio, a 2007 preseason first-team All-American, hit 23 home runs with 85 RBIs in the 2006 season.

Infielders

Senior **Marquez Smith** (Ocala, FL) is not technically considered a returning starter due to the fact that Herman Demmink started one more game at third base, but his defense in the latter stages of 2006 was outstanding. Overall, he hit .291 with 20 doubles, 10 homers, and 48 RBIs with a solid .951 fielding percentage. Leggett believes the preseason first-team All-ACC third-baseman by Rivals.com can provide run-production in the heart of the lineup. **Baseball America** also named him the best defensive third-baseman in the ACC in the preseason.

Junior shortstop **Stan Widmann** (Hurst, TX) fills out the other spot on the left side of the infield with two years of starting experience at the position. He is a career .298 hitter with 22 steals in 23 attempts, including a perfect 15-15 in 2006. He was one of the team's hottest hitters late last year, as he batted .417 in the last nine games and was named to the Clemson Regional All-Tournament team.

On the right side, junior **Taylor Harbin** (Travelers Rest, SC) brings his fielding prowess to second base for the third straight year after committing just six errors in 2006. He teams with Widmann to form one of the best double-play combinations in the country, as the two roommates have been regular starters since their freshman seasons. He also brings intangibles in terms of leadership and a strong

work ethic to practice every day as one of three team co-captains in 2007. Harbin, a preseason second-team All-American by **Baseball America**, is a career .331 hitter with 48 doubles, 19 homers, 110 RBIs, and a .978 fielding percentage.

First-baseman **Andy D'Alessio** (Naples, FL) elected to return for his senior season after being selected in the 10th round of 2006 Major League Draft. The **NCBWA** and **Collegiate Baseball** Pre-season First-Team All-American hit 23 homers (tied for second-most in the country) with a national-best 85 RBIs on his way to being named a semifinalist for the Dick Howser Trophy and a first-team All-American in 2006. He hit two homers in a game six times last year and hopes to provide the same punch as a team co-captain in 2007.

Tim Morris (Villanova, PA) and **Ben Paulsen** (Acworth, GA), son of Assistant Head Coach Tom Riginos, are two tall freshmen who will compete for innings at first base as well as designated hitter. Morris will also vie for playing time in the outfield.

Freshman **J.D. Burgess** (Pickens, SC) and senior walk-on **David Bunnell** (Charlotte, NC) will compete in the middle infield. Burgess has already showed his toughness by winning the 2006 Fall Omaha Challenge, Clemson's offseason endurance and condition competition, among position players.

Outfielders

Clemson must replace first-team All-American Tyler Colvin in left field and the steady bat of Travis Storrer in right field. Colvin was the #13 overall pick of the 2006 Major League Draft, while Storrer had a .329 batting average in three seasons at Clemson.

Junior **Brad Chalk** (Greer, SC) will roam centerfield for the third straight year. The speedster has an excellent arm and is one of the best bunters in school history. He had 21 sacrifice bunts (second-most in the nation) in 2006, easily eclipsing the previous school record of 15 that he set in 2005. Chalk also hit .353 with 18 stolen bases and 41 walks against only 21 strikeouts, and had a .467 on-base percentage to set the table for the heart of Clemson's lineup. The preseason first-team All-American by **Baseball America** enters 2007 on an active 16-game hitting streak.

Sophomore **D.J. Mitchell** (Rural Hall, NC) saw considerable action in the postseason in right field when Storrer went down with an injury, as he hit .311 in the 13 postseason games. He showed great speed on the bases, the ability to track balls down in the outfield, and a strong arm in 2006, as those attributes will help him garner a starting spot in 2007. His arm might also allow him to see some innings on the mound. Overall, Mitchell batted .289 with eight stolen bases in 51 games (19 starts) as a freshman.

Red-shirt freshman **Wilson Boyd** (Hickory, NC) showed a promising bat in his first year in the program as well. Last summer, he hit .324 with four homers and 31 RBIs for Thomasville of the Coastal Plain League.

Leggett is also excited about the prospects of freshman outfielders **Addison Johnson** (Pfaltown, NC) and **Alex Lee** (Blythewood, SC). Johnson, one of the most highly-rated high school players in North Carolina, is a candidate to start in either left or right field and lead off in 2007. He will also give Clemson depth as a lefthander out of the bullpen. Lee will compete for playing time at all three outfield spots.

Outfielders

#	Player	B-T	Cl.	BA	HR	RBI
12	Wilson Boyd	L-L	*Fr.	-----	--	--
13	Alex Burg	R-R	So.	.219	1	8
8	Brad Chalk	L-L	Jr.	.353	0	20
18	Addison Johnson	L-L	Fr.	-----	--	--
19	Alex Lee	L-L	Fr.	-----	--	--
9	D.J. Mitchell	R-R	So.	.289	0	12
29	Tim Morris	L-L	Fr.	-----	--	--

* - has spent one season as a red-shirt player; Note: Stats are from the 2006 season.


Pitchers

In order for Clemson to up its total of 20 straight NCAA Tournament appearances, the pitching staff must rise to the challenge. And since all three weekend starters (Jason Berken, Josh Cribb, Stephen Faris) departed campus last year and Sean Clark, the Tigers' best pitcher in the 2006 postseason, opted not to return for his final season, several returnees from the 2006 team must fill the void.

David Kopp (Margate, FL) is a junior righty who has shown flashes of dominance with his outstanding changeup and is a candidate for a spot in the weekend rotation. As a long reliever and spot starter during the 2005 and 2006 seasons, he had a combined 10-5 record and 4.48 ERA in 128.2 innings pitched.

Junior righthander **P.J. Zocchi** (Bronx, NY) came on in the 2006 season to be a clutch performer in postseason play and will vie for a spot in the weekend rotation in 2007. One of three team co-captains, Zocchi and his outstanding breaking ball will be important to Clemson's success in 2007. In his last eight appearances of 2006, he had a 3-0 record with a 1.24 ERA and a save in 36.1 innings pitched. In his career, he has a 7-0 record and 3.14 ERA.

Sophomore **Ryan Hinson** (Rock Hill, SC) is a power pitcher from the left side who is another strong candidate for a spot in the weekend rotation. He pitched mainly as a middle reliever in 2006 when he



Junior centerfielder Brad Chalk, a preseason first-team All-American, is a career .352 hitter with a .463 on-base percentage.

Infielders

#	Player	B-T	Cl.	BA	HR	RBI
3	David Bunnell	R-R	Sr.	-----	--	--
1	J.D. Burgess	R-R	Fr.	-----	--	--
24	Andy D'Alessio	L-R	Sr.	.312	23	85
4	Taylor Harbin	R-R	Jr.	.319	9	47
29	Tim Morris	L-L	Fr.	-----	--	--
10	Ben Paulsen	L-R	Fr.	-----	--	--
35	Marquez Smith	R-R	Sr.	.291	10	48
15	Graham Stoneburner*	R-R	Fr.	-----	--	--
6	Stan Widmann	R-R	Jr.	.307	1	30

* - has spent one season as a red-shirt player; Note: Stats are from the 2006 season; ^ - out for the season due to injury.

Pitchers

#	Player	T	Cl.	ERA	W-L/S	IP
33	William Bond	L	*So.	-----	-----	-----
36	Stephen Clyne	R	*Sr.	2.59	1-1/0	24.1
25	Alan Farina	R	Jr.	-----	-----	-----
17	Chris Fidrych	L	*So.	-----	-----	-----
45	Ryan Hinson	L	So.	3.82	4-0/1	30.2
18	Addison Johnson	L	Fr.	-----	-----	-----
47	David Kopp	R	Jr.	4.32	6-2/0	58.1
40	Alex Martin	L	*So.	4.42	2-0/0	18.1
9	D.J. Mitchell	R	So.	-----	-----	-----
41	Daniel Moskos	L	Jr.	2.52	5-5/10	53.2
23	Justin Sarratt	R	Fr.	-----	-----	-----
27	Brock Schnabel	R	Jr.	-----	-----	-----
15	Graham Stoneburner [^]	R	Fr.	-----	-----	-----
42	Josh Thrailkill	R	Fr.	-----	-----	-----
22	Matt Vaughn	R	So.	10.12	0-1/0	13.1
31	P.J. Zocchi	R	*Jr.	2.81	6-0/1	67.1
20	Matt Zoltak	L	Fr.	-----	-----	-----

* - has spent one season as a red-shirt player; Note: Stats are from the 2006 season; ^ - out for the season due to injury.

had a 4-0 record along with a 3.82 ERA and .216 opponents' batting average in 30.2 innings pitched.

Junior lefthander **Daniel Moskos** (Alta Loma, CA), a preseason second-team All-American by **Baseball America**, returns as the closer. In 2006, he was unhittable at times when he totaled 10 saves and a 2.52 ERA in school-record-tying 33 relief appearances. He also spent this past summer as the closer for Team USA, as he helped the team to the gold medal at the World Championships in Cuba.

Senior righty **Stephen Clyne** (Parkland, FL) is the only 2007 Tiger who is in his fifth year. His sharp-breaking curveball will give the team a stopper out of the bullpen. In 35 career appearances, Clyne has a 3.06 ERA, .231 opponents' batting average, and 3.5 strikeout-to-walk ratio.

Sophomore righty **Matt Vaughn** (Summerville, SC) appeared in just 13 games (one start) in 2006, but his role on this year's team should increase. The coaches like his mental makeup and competitiveness on the mound.

Sophomore lefty **Alex Martin** (Charlotte, NC) was used primarily as a situational pitcher in 2006. He had a 2-0 record and 4.42 ERA overall, and had a .211 opponents' batting average in ACC games.

Two Tiger lefthanders return after missing the 2006 season with arm injuries. Sophomore **Chris Fidrych** (Beaufort, SC) red-shirted in 2006 while recovering from "Tommy John" surgery. As a freshman in 2005, Fidrych had a 4.50 ERA in 10 relief appearances (14.0 innings pitched). He also won the 2006 Fall Omaha Challenge among all players.

Sophomore **William Bond** (Lawrenceville, GA) is the other Tiger recovering from "Tommy John" surgery. In his third year in the program, Bond has yet to see action on the mound, but is a strong candidate to give the Tigers innings out of the bullpen.

Four righthanded newcomers will also be in the mix in O'Sullivan's pitching staff. Junior **Alan Farina** (Chuluota, FL) was rated as the #14 transfer in the nation in the preseason by **Baseball America** and is a candidate for a starting role after playing two seasons at Daytona Beach Community College.

Freshman righthander **Josh Thrailkill** (Arden, NC) will also vie for innings right away. He was an AFLAC All-American as a senior and was selected in the 34th round of the 2006 draft by the Phillies. He is also rated as the #18 freshman in the nation in the preseason by **Baseball America**.

Junior **Brock Schnabel** (Winter Haven, FL) is an experienced righthander who will be counted on to provide innings out of the bullpen in 2007. A Polk Community College transfer, Schnabel also received Atlantic Sun Conference All-Freshman honors while at Jacksonville in 2005.



Daniel Moskos is one of four preseason All-Americans on Clemson's 2007 team. In 2006, he had a 2.52 ERA and 10 saves in 33 outings.

Righthander **Justin Sarratt** (Gaffney, SC) and lefthander **Matt Zoltak** (Philadelphia, PA) are two freshmen who will provide depth in the bullpen after both earned all-state honors during their respective high school careers.

Freshman righty **Graham Stoneburner** (Richmond, VA) figured to make an impact in 2007, but he suffered a torn ACL in January and is out for the season. He was rated as the #38 freshman in the nation in the preseason by **Baseball America**.

2007 Preseason Polls

Baseball America

Rk	School	2006 W-L	*Rk
1.	Rice	57-13	1
2.	Miami (FL)	42-24	8
3.	Clemson	53-16	5
4.	Texas	41-21	12
5.	North Carolina	54-15	2
6.	South Carolina	41-25	13
7.	Arkansas	39-21	---
8.	Vanderbilt	38-27	---
9.	Virginia	47-15	16
10.	Wichita State	46-22	25
11.	Tennessee	31-24	---
12.	Georgia Tech	50-18	7
13.	UCLA	33-25	---
14.	Cal State Fullerton	50-15	3
15.	Tulane	43-21	---
16.	Oregon State	50-16	1
17.	Nebraska	42-17	15
18.	Florida State	44-21	---
19.	Pepperdine	42-21	21
20.	Arizona State	37-21	---
21.	Evansville	43-22	---
22.	Oklahoma State	41-20	23
23.	Winthrop	46-18	---
24.	Texas Christian	39-23	---
25.	Mississippi	44-22	11

* - final ranking of 2006

Collegiate Baseball

Rk	School	2006 W-L	Pts	*Rk
1.	Rice	57-13	497	3
2.	Clemson	53-16	492	5
3.	South Carolina	41-25	490	12
4.	Arkansas	39-21	488	25
5.	North Carolina	54-15	487	2
6.	Miami (FL)	42-24	483	6
7.	Texas	41-21	482	17
8.	Vanderbilt	38-27	479	---
9.	Nebraska	42-17	477	22
10.	Virginia	47-15	474	20
11.	Georgia Tech	50-18	472	8
12.	Cal State Fullerton	50-15	469	4
13.	Florida State	44-21	467	24
14.	Arizona State	37-21	464	---
15.	Texas Christian	39-23	462	---
16.	Tulane	43-21	459	---
17.	Wichita State	46-22	456	---
18.	Tennessee	31-24	453	---
19.	Pepperdine	42-21	450	---
20.	Mississippi	44-22	448	11
21.	Baylor	37-26	447	---
22.	Georgia	47-23	444	7
23.	Stanford	33-27	441	15
24.	Oklahoma State	41-20	438	23
25.	Southern California	25-33	435	---

* - final ranking of 2006

Sports Weekly

Rk	School	2006 W-L	Pts	*Rk
1.	Rice (22)	57-13	756	3
2.	Clemson (4)	53-16	656	5
3.	Miami (FL)	42-24	632	6
4.	South Carolina	41-25	631	17
5.	North Carolina	54-15	619	2
6.	Texas (1)	41-21	602	12
7.	Arkansas	39-21	537	22
8.	Cal State Fullerton	50-15	515	4
9.	Virginia	47-15	459	14
10.	Vanderbilt	38-27	457	---
11.	Georgia Tech	50-18	427	7
12.	Nebraska	42-17	397	18
13.	Wichita State	46-22	339	---
14.	Arizona State	37-21	338	23
15.	Oregon State (4)	50-16	326	1
16.	Tulane	43-21	304	---
17.	Florida State	44-21	260	20
18.	Mississippi	44-22	219	10
19.	Tennessee	31-24	214	---
20.	Pepperdine	42-21	182	25
21.	UCLA	33-25	172	---
22.	Texas Christian	39-23	169	---
23.	Oklahoma State	41-20	154	---
24.	Baylor	37-26	105	---
25.	Stanford	33-27	95	16

* - final ranking of 2006



13

Clemson outfielder Tyler Colvin was selected in the first round of the Major League Draft by the Chicago Cubs in June of 2006. The native of North Augusta, SC was the #13 selection of the entire draft, including the third non-pitcher from college baseball and the second outfielder taken. Drew Stubbs of Texas (#8 pick to the Reds) was the only college outfielder taken ahead of Colvin.

Colvin was a member of the Clemson Regional All-Tournament team in helping Clemson to the 2006 College World Series. His walkoff grand slam against Oral Roberts in the Clemson Super Regional was the first walkoff grand slam in Tiger history.

Colvin was the eighth Tiger taken within the first round of the draft, but the fourth different Tiger taken with exactly the #13 pick. The others who were chosen #13 were Khalil Greene, now the starting shortstop for the San Diego Padres, long-time Major Leaguer Bill Spiers, and Mike Paradis, the #13 pick of the Baltimore Orioles in the 1999 draft.

Overall, Colvin's #13 selection tied for the third-highest draft pick in Clemson baseball history. Kris Benson was the #1 pick of the draft in 1996 by the Pittsburgh Pirates, while teammate and fellow pitcher Billy Koch was the #4 selection that year (Toronto Blue Jays).

Colvin's selection gave Clemson a first-round draft pick in both football and baseball in 2006, the first time that had happened since 1999. Former Tiger cornerback Tye Hill was the #15 selection of the NFL Draft by the Saint Louis Rams in April of 2006. Clemson, Southern California, and Texas were the only schools to have a first-round draft selection in football and baseball in 2006.

Clemson had 10 players selected in the 2006 Major League Draft, the most in school history and the second-most in the nation behind UCLA (12).

Clemson's Highest Baseball Draft Picks

Year	Player	Pick	Team
1996	Kris Benson	1	Pittsburgh Pirates
1996	Billy Koch	4	Toronto Blue Jays
2006	Tyler Colvin	13	Chicago Cubs
1987	Bill Spiers	13	Milwaukee Brewers
1999	Mike Paradis	13	Baltimore Orioles
2002	Khalil Greene	13	San Diego Padres
1979	Mike Sullivan	22	Cincinnati Reds
1995	David Miller	23	Cleveland Indians

25-Winningest Division I Programs

Clemson has more all-time wins than any other ACC school and stands ninth in the history of college baseball with 2,363 according to the 2007 NCAA Baseball

Recordbook. Clemson enters its 110th season with a 2,363-1,299-29 record for a 64.4 winning percentage.

Florida State is second to Clemson in all-time wins among ACC teams and is 10th among all teams with 2,330 wins. North Carolina is also 12th with 2,289 all-time wins.

You can stump some people with the answer to the question, "Who is the all-time leader?" The answer is the team Clemson defeated in the longest NCAA Tournament game in history, a 3-2 victory over Fordham that took 19 innings in the 1988 NCAA Northeast Regional at New Britain, CT. The Rams, who have been playing college baseball for 146 years, have an all-time record of 3,936-1,940-49.

Winningest Division I Baseball Programs

Rk	School	Seasons	Win	Loss	Tie
1.	Fordham	146	3936	1940	49
2.	Texas	110	3012	1046	30
3.	Southern California	112	2562	1334	28
4.	Michigan	133	2511	1411	36
5.	Stanford	113	2483	1554	33
6.	Arizona State	95	2436	1201	7
7.	Washington State	111	2383	1434	6
8.	Arizona	98	2374	1255	23
9.	Clemson	109	2363	1299	29
10.	Florida State	59	2330	865	11
11.	Harvard	138	2329	1461	34
12.	North Carolina	116	2289	1332	37
13.	Minnesota	118	2248	1337	25
14.	California	115	2246	1667	19
15.	Illinois	127	2226	1415	38
16.	Alabama	113	2223	1301	23
17.	Mississippi State	116	2219	1249	28
18.	Ohio State	123	2188	1403	40
19.	Fresno State	78	2183	1239	8
20.	Texas A&M	104	2181	1252	41
21.	Oklahoma State	95	2170	1070	4
22.	Yale	142	2166	1880	38
23.	Notre Dame	114	2153	1259	19
24.	Louisville	97	2137	2033	10
25.	Oklahoma	101	2123	1232	10

Adkins, Rusty

Former Clemson great and infielder Rusty Adkins had his jersey retired and was inducted into the Clemson Baseball Ring of Honor during ceremonies prior to the Florida State game on April 24, 1998. Adkins is the only three-time All-American in Clemson baseball history, as he wore #3 for the Tigers from 1965-67.

Adkins hit safely in 41 consecutive games over two seasons, which is still tied for the fifth-longest streak in NCAA history and the longest in Clemson history. He had to go to his last at-bat to get a hit just three times in the 41 games. In 23 of the games, he had at least two hits. He was 74-for-169 (.438) during the streak that lasted from April 10, 1965 to May 17, 1966.

The versatile player of the wooden-bat era hit .444 as a sophomore, a record that lasted until the 2002 season, when Khalil Greene hit an incredible .470 in a national player-of-the-year season. Adkins hit .379 in his career, an ACC record for the wooden-bat era. Adkins earned his degree from Clemson in industrial management in 1967 and later earned a master's degree from the Clemson-Furman MBA program in 1972. He is also a member of the state of South Carolina Athletic Hall of Fame.

In 2002, he was named to the ACC's 50-Year Anniversary team, the second-oldest Clemson athlete in any sport selected. Citing his age is a compliment to Adkins, as it shows how his accomplishments have stood the test of time.

All-Time NCAA Division I Hitting Streaks

Rk	Player	Team	Year(s)	HS
1.	Robin Ventura	Oklahoma State	1987	58
2.	Phil Stephenson	Wichita State	1981	47
3.	Roger Schmuck	Arizona State	1971	45
4.	Chuck Abbott	Austin Peay	1996	42
5.	Rusty Adkins	Clemson	1965,66	41
	Todd Nace	Southern Mississippi	1989,90	41
	Michael Compo	Penn State	2000	41
8.	Brandon Caraway	Houston	1998,99	40
	Shane Robinson	Florida State	2004,05	40

Attendance

Clemson has been outstanding at Doug Kingsmore Stadium in terms of its record. Since the facility opened in 1970, Clemson is 290-60 against ACC teams, an 82.9 winning percentage, and 892-199 overall, an 81.8 winning percentage. That is 1,091 games played at Doug Kingsmore Stadium entering 2007.

During Jack Leggett's head-coaching career, the Tigers have accumulated a 389-81 (.828) overall record and 130-30 (.813) record against the ACC in the friendly confines the last 13 seasons.

That success can be attributed in part to the tremendous fan support from Tiger faithful. Clemson has finished each of the last 13 years in the top 20 in the nation in attendance. That includes top-10 finishes each of the last five seasons. Clemson was #7 in the nation in 2006 with a record average of 4,742 for its 39 home dates thanks to selling over 2,400 season tickets.

The Tiger single-game attendance record was set on Sunday, March 7, 2004 against #5 South Carolina. The attendance on that afternoon was 6,480.

To order season tickets, which includes a reserved seat with the season ticketholder's name on the seat and the right to reserve the seat if the Tigers play host to an NCAA Regional, call toll free at 1-800-CLEMSON.

Bagley, Sack

Sack Bagley has been a part of Clemson's baseball program since the early 1960s. He was an undergraduate student when he tried out for the team, and then as a student manager under legendary Head Coach Bill Wilhelm.

When Wilhelm needed a freshman coach in 1966, he turned to Bagley, who had learned much about the game sitting in the dugout performing his managerial duties. In those days, Wilhelm was the only baseball coach and served as intramural program director. He had to wear many hats, but it also allowed Bagley to perform many duties, duties that would be done by a full-time assistant today.

Bagley coached the Clemson freshmen in 1966. Many of the players on his freshman team went on to play for the Tigers' 1967 ACC Championship team that posted a 29-9 record and a #7 final national ranking. The highlight of that 1966 freshman season was a pair of victories over Georgia Tech, including a 7-0 victory to close the season.

Bagley, who was the head football coach at nearby Pendleton High School, now works every Tiger home game serving as the official scorer, a duty that was held by long-time friend and colleague Bob Bradley. He also made it to every game, both home and away, in 2006.

Bradley Award

For the seventh year in a row, the Tiger MVP of the Clemson-South Carolina series will receive the Bob Bradley Award. The award is given to the top player from Clemson over the four-game series between the two teams each year. South Carolina's top player is presented the Tom Price Award. The presentation is made after the final regular-season game between the two teams.

Both Bradley and Price had a tremendous positive influence on the baseball programs at Clemson and South Carolina as the school's sports information directors. Bradley passed away on October 30, 2000. He served as the Tigers' baseball SID for 45 years and still served as Clemson's official scorer for most of the 2000 season. He also was inducted in Clemson's prestigious Ring of Honor in 2005. Price continues to serve the Gamecock program in an emeritus capacity.

The 2006 Bob Bradley Award winner was lefthander Daniel Moskos. In two relief appearances against the Gamecocks, the sophomore from Alta Loma, CA had a 1-0 record, as he allowed only two hits and one run in 8.0 innings pitched. He became the first Tiger pitcher to earn the award in its sixth year of existence.

Bush, George

Not the current president, but the former president played baseball against Clemson. During the 1947 NCAA Tournament, the Tigers traveled to Yale for an Elite Eight game with the Bulldogs and first-baseman George Bush. Bush went 1-for-4 that day in leading Yale to a 7-3 victory,



Tyler Colvin was the #13 overall selection of the 2006 draft, becoming the fourth Tiger in history to be taken with the #13 pick.



The late Walter Cox, head coach in 1945 and from 1948-51, served Clemson for over 70 years in almost every capacity imaginable.

allowing Yale to advance to the College World Series (then only four teams). It ended Clemson's Southern Conference Championship season at 24-5. Years later when he came to Clemson to speak, Sports Information Director Bob Bradley presented Cox with a laminated and framed copy of the scorebook from that game.

Coaching Consistency

One element that a Clemson baseball player can depend on when he comes to Tigertown is consistency in coaching and winning. Clemson has had just two coaches since 1958, Bill Wilhelm and Jack Leggett. Wilhelm guided the Tigers for 36 consecutive years (1958-93), and Leggett, who had been the head coach at Western Carolina but an assistant under Wilhelm for the two years prior to his retirement, has been at Clemson for the past 13 years. That is 49 consecutive non-losing seasons for the Tiger program.

A look to the NCAA recordbook shows that Wilhelm is tied for 14th in overall victories in NCAA Division I history with 1,161. Gene Stephenson, who is still active as the head coach at Wichita State, has 1,552 wins in his 29 years, all with the Shockers.

Conference

Clemson is a member of the Atlantic Coast Conference. The Tigers were charter members of the league, which started in the 1953-54 academic year. Prior to that year, Clemson was in the Southern Conference from 1921-53. Clemson was in the Southern Intercollegiate Athletic Association before then, and has been a charter member of every conference with which it has been affiliated.

Clemson has won the ACC regular-season title 21 times in 53 previous years, more than any other school. The Tigers have also won nine tourney titles, more than any other school, and been to the finals 21 times, also a league high. Overall, Clemson has been the declared ACC baseball champion 14 times, again more than any other school.

Competition in the ACC took a step up in 2006, as Boston College joined the league. In 2005, Miami (FL) and Virginia Tech were added as well. League members still play 30 conference games, meaning each team will not play one other team during the regular season. The Tigers will not face North Carolina in 2007.

Cox, Walter

The Clemson baseball program lost a true legend in the summer of 2006 with the passing of former Head Coach Walter Cox. Cox was a Clemson Hall of Famer in every

sense of the word. Not only did he make great contributions to the athletic program as a football and baseball coach, he served Clemson's administration for many years, including serving as president in his later years.

A member of Clemson's 1939 Cotton Bowl team, Cox passed away on June 28, 2006 after serving Clemson for over 70 years in just about every capacity imaginable. He was an assistant football coach under Frank Howard in the 1940s, including the 1948 and 1950 seasons when Clemson posted a pair of undefeated seasons with top-15 final rankings.

During that same era, Cox served as Clemson's head baseball coach. In five total seasons, he posted a 70-48-1 record for a 59.2-percent winning mark. His best year was the 1950 season when he led Clemson to a 20-11 record, just the second 20-win season in school history. He took the Tigers to the NCAA District III playoffs, just the second Clemson team to make the NAACAs. During his last two years as head coach, Clemson was a combined 29-5 in Southern Conference games.

His contributions to Clemson were best stated by current Clemson President Jim Barker. "The word 'legend' is often used too lightly, but every now and then a man comes along for whom such words are not descriptive enough. Walter Cox was such a man. With the death of the former student, coach, administrator, and president who will always be known simply as 'Dean Cox,' Clemson University has lost one of its greatest treasures."

Guyon, Joe

Joe Guyon was a Native American that attended Carlisle Indian School (1912,13) and was a teammate of the great Jim Thorpe. Guyon also played two years on the gridiron under John Heisman at Georgia Tech and played on the 1917 National Championship team.

Guyon had the distinction of playing both professional football and baseball, and was named to the National Foundation Football Hall of Fame and the NFL Hall of Fame. An injury in baseball ended his playing career. From 1928-31, Guyon was Clemson's head baseball coach, where he had a 42-36-3 (.537) record in four seasons.

Heisman, John

The man whose name is most recognized with college football holds a unique distinction at Clemson. Many people know that he was the head football coach for four seasons at Clemson, as he posted a 19-3-1 record, still the best winning percentage in Clemson football history.

But he also served as the baseball coach at Clemson from 1901-03. Heisman, who was Clemson's second baseball coach, had a record of 28-6-1, good for an 81.4 winning percentage. It still holds today as the best winning percentage in Tiger history. Thus, Heisman has the winning-percentage record in both baseball and football at Clemson.

In late 1903, Georgia Tech, who had suffered a 73-0 loss to Heisman's gridders that same season, offered the young coach \$2,250 plus a percentage of the gate to coach football. Unfortunately for Clemson, he accepted.

Howard, Frank

Frank Howard is synonymous with Clemson football. But most people do not know that Howard was the baseball coach in 1943 and did quite well. He led the Tigers to a 12-3 record. The 80.0 winning percentage is one of the highest by any coach in Clemson baseball history.

The native of Barlow Bend, AL won 165 football games in 30 seasons at Clemson and was inducted into the College Football Hall of Fame in 1989. He served Clemson University for 65 years, including as the track coach from 1931-39 and as the athletic director from 1940-71, all the while being the school's best-known ambassador.

Howard died at the age of 86 on January 28, 1996. His ability to "bring the house down" when he spoke with his homespun oratory will forever be remembered by players, coaches, sportswriters, and fans alike.

Internet Site

Weekly releases, player bios, stats, and other items on Clemson baseball are available on the internet. Find us at ClemsonTigers.com, the official website of Clemson University athletics.

IPTAY

IPTAY stands for "I Pay Ten a Year," the original name with a meaning deriving from the minimum contribution of its donors when the organization began in 1934. It is the Clemson athletic department's scholarship fundraising organization. The organization raised over \$12 million and had approximately 22,000 members in 2005-06. The executive director of IPTAY is Bert Henderson.

In the 1990s, IPTAY added two clubs to create an influx of youth into the organization. The Tiger Cub Club and Collegiate Club allow young and college-age Tigers to be a part of IPTAY. These two clubs are the largest of their kind in the country. Call (864) 656-2115 to reach the IPTAY office, located at the Northwest corner of Memorial Stadium.

Legend of Clemson Baseball

For 36 seasons (1958-93), Bill Wilhelm led the Tiger program to 1,161 wins, making him the fifth-winningest coach in the history of college baseball at the time of his retirement. But perhaps the most amazing stat of all is that Wilhelm never had a losing season.

Wilhelm's coaching career spanned nine United States Presidents, from Dwight Eisenhower to Bill Clinton. He coached 100 players that signed professional contracts, 20 All-Americans, and 88 First-Team All-ACC players.

Wilhelm also coached Clemson teams to six College World Series appearances and 11 ACC titles. No other ACC baseball coach has more than four ACC titles. He still comes to most of the games, unless he has a golf match he thinks he can win.

Believe us, there is nothing like watching a baseball game with Wilhelm. It is like going to Fenway Park or Wrigley Field. You have to do it at least once in your life. For more on the career of the legendary coach, see page 169.

Orange & White

Publication founded by former Clemson Assistant Sports Information Director Al Adams that is in its 29th academic year of issue. Adams is no longer with the paper, but you may soon see him on one of those insurance commercials, because he is the State Farm man of Forest City, NC.

The publication is going strong under Publisher Phil Batson. To contact Batson, call (864) 260-1230. It is now the official publication of IPTAY, replacing the **IPTAY Report**, which dated back to 1952.

Phillips, Jim

Clemson lost a true legend when Jim Phillips passed away on September 9, 2003. The "Voice of the Tigers" provided commentary on Clemson sporting events for 36 years. He died suddenly (he had planned a golf outing with former Clemson football and baseball player Ray Williams just 14 hours prior to his passing) of an aneurysm of the aorta just two days after he had provided the play-by-play of the Clemson-Furman football game the previous Saturday afternoon. It was an ironic final game for Phillips, who lived in Greenville, SC, the home of the Paladins.

The dean of all broadcasters in the ACC, Phillips came to Clemson in 1968 when he was hired by Frank Howard, and broadcast his first Tiger football game on September 21, 1968, a 20-20 tie between Clemson and Wake Forest. The Clemson-Georgia game of August 30, 2003 was his 400th Tiger football broadcast.

At 69, he was the only ACC play-by-play announcer to broadcast his school's football, men's basketball, women's basketball, and baseball games. Over his career, he broadcast over 2,000 Clemson sporting events.

Phillips broadcast his 1,000th Clemson men's basketball game at the 2002 ACC Tournament in Charlotte, and he missed just one broadcast of a Tiger men's basketball game in Littlejohn Coliseum, a time period that dated to November of 1968.

Phillips was one of the most honored broadcasters in his field. He was a five-time recipient of the South Carolina Broadcaster-of-the-Year award. In 1992, he was presented the Master Broadcaster Award by the South Carolina Association of Broadcasters, the highest honor presented by that organization.

The native of Ohio was inducted into the Clemson Athletic Hall of Fame in 1992. In 1998, he received the Skeeter



Francis Award from the ACC Sports Media Association for his contributions to the league's athletics, the first radio personality to receive the award. Francis, who was one of Phillips' close friends, passed away in July of 2004.

In addition to his duties at Clemson, Phillips was the sports director at **WYFF** (television) from 1968-80 and the sports director at **WFBC** (radio) in Greenville for 25 years. He was also the "Voice of the Greenville Braves" (1984-90).

Polls

Clemson is certainly no stranger to college baseball polls. In fact, it is a rare occurrence when Clemson does not show up in at least one of the three polls. Clemson had a streak of 146 weeks of being ranked in one of the major polls, a streak that ran from 1991-99. Clemson was 407-138 (.747) over that span that lasted over eight years.

Clemson was back in the rankings in 2000, appearing in the top 25 of all three polls every week. Clemson was a unanimous top-10 team from March 13 through the final poll. Clemson continued the streak in 2001, making the ranking in every poll throughout the season.

It was a third-straight year in every poll in 2002. In fact, Clemson was in the top seven in every poll during every week of 2002. Clemson was ranked #1 in all three polls from April 1 through May 19, a run of seven straight polls. Clemson had a streak of 82 consecutive weeks with a ranking in at least one of the three polls snapped with the publication of the final polls in June of 2003.

In 2006, Clemson was back in the polls on a consistent basis. In fact, the Tigers were ranked in the top 10 by at least one poll during all 21 weeks in 2006. The Tigers reached as high as #1 early in the 2006 season and finished the year #5 in all three major polls.

Clemson was ranked in the top 25 by at least one poll during the last six weeks in 2005, therefore the Tigers have a streak of 27 weeks in a row ranked in the top 25 entering 2007.

Clemson was first ranked #1 in the nation (in any poll) in 1977. The Tigers were tied for first in the nation with Hawaii on April 29, 1977 in the **Collegiate Baseball** poll. Clemson has been ranked #1 in the nation at least once during the 1994, 1995, 2000, 2002, and 2006 seasons.

Raleigh, NC

This ACC city has been the site of two of Clemson's most bizarre victories and one of the best individual performances in history. On April 7, 1979, Clemson scored 18 runs in the top of the ninth inning and defeated the Wolfpack by a score of 41-9. The 41 runs remains the most runs scored by one team in a game in ACC history.

Tiger Hall of Famer Neil Simons led the attack with three home runs and a school-record-tying 10 RBIs. He hit a grand slam during the 18-run ninth-inning. Robert Bonnette and Tony Masone each had five hits to pace the 27-hit attack. Every Tiger in the batting order had at least one hit, one run scored, and one RBI. In fact, eight different players tallied at least three runs and seven had at least three RBIs.

Sixteen years and one week later (April 14, 1995), Clemson scored 11 runs in the top of the ninth inning and went on to a 17-15 win in extra innings in Raleigh. It is the greatest deficit overcome to gain victory in Tiger history. Clemson trailed 15-4 entering the top of the ninth inning, then scored the 11 runs to tie the score, even after the lead-off batter in the inning was retired. Clemson then scored twice in the 10th inning to gain victory. Future Major Leaguers Shane Monahan (three-run homer) and Matthew LeCroy (four RBIs) provided the big hits in the ninth. Another future Major Leaguer, Scott Winchester, earned the win in relief.

Then 10 years and nine days later (April 23, 2005), freshman second-baseman Taylor Harbin had one of the best games by a Tiger in history. Against the Wolfpack in Raleigh, he went 5-for-5 with three home runs, eight RBIs, and five runs scored to lead the Tigers to a 16-9 victory. The three home runs came on consecutive pitches over three at-bats as well. Harbin became the fifth Tiger to hit three homers in an ACC game. Three of those five occurrences have taken place at N.C. State's Doak Field.

Harbin added a triple and single, and only lacked a double for the cycle. Ironically, he led the ACC in doubles in 2005. The three homers tied a school record held by many,

while his 16 total bases broke the Tiger record of 15 that was first set by Dick Hendley in 1951.

Red, White, & Blue Tiger I

Jack Leggett is certainly very proud of many of his former players. He has players who have gone on to the Major Leagues, like Kris Benson and Khalil Greene, but has also had many who have been successful in the business world, law, and medicine.

He would also be hard-pressed to find a young man who he is more proud of than former outfielder Ryan Hub. Hub had a modest career, batting .230 with 35 RBIs between 2000-04. He did not have the abilities to go on to a professional career, but he has had the leadership qualities to become a second lieutenant in the Marine Corps and now serves the United States in Iraq.

The son of a retired Air Force Colonel, Hub knew that he wanted to pursue a career in the Marine Corps at a very early age. His father is Retired Colonel Michael Hub, who flew F-111s in the Air Force for 27 years.

"When I was about 14-years-old, I decided I wanted to be a Marine," said the Sumter, SC native. "I always felt serving in the military would be something that my dad would be really proud of. I was never pushed into being in the military. It was something I wanted to do for myself."

Red, White, & Blue Tiger II

Clemson closer Daniel Moskos had an eventful summer. Soon after the completion of the College World Series, the native of Alta Loma, CA pitched for the United States National team that won the International Sports Federation World Championship in Havana, Cuba. He became the first Clemson athlete in history to participate in competition in Cuba. And, it was a landmark accomplishment because he was the top reliever on the first United States squad to win a national team tournament in Cuba.

Moskos pitched the final 2.1 innings in Team USA's 18-9 victory over Chinese Taipei in the finals, giving the USA its second consecutive FISU championship. Moskos allowed two hits, one unearned run, and no walks with four strikeouts.

He also had a single and scored a run in his only at-bat of the summer for Team USA. Clemson Head Coach Jack Leggett smiled when he was informed of Moskos' hitting



Daniel Moskos' six saves and 0.86 ERA in 18 relief appearances were a big reason Team USA captured the gold medal at the World Championships in Cuba this past summer.



Lieutenant Ryan Hub led a platoon of 35 Marines during his recent tour in Iraq. Hub was an outfielder on the Clemson baseball squad from 2000-04.

pro prowess, but immediately said he did not plan to use him as a pinch-hitter this season for the Tigers.

The United States team was coached by former Clemson Assistant Coach Tim Corbin, now the head coach at Vanderbilt. The team finished its summer campaign with a 28-2-1 record, as the 91.9-percent winning mark was the best-ever by a USA baseball collegiate team.

Moskos, a junior at Clemson, made a team-high 18 appearances on the mound during the summer for Team USA. In 21.0 innings pitched, he allowed just eight hits, two earned runs (0.86 ERA), and four walks with 35 strikeouts, meaning he had an 8.8 strikeout-to-walk ratio and a 15.0 strikeouts-per-nine-innings-pitched mark. Moskos added a team-best six saves as the primary closer as well.

Regional Hosts

The 2006 season marked the 11th time in history that Clemson played host to an NCAA Regional at Doug Kingsmore Stadium. Clemson has a 35-7 record in NCAA Tournament games played at home, including 30 wins in the last 33 games. One of the losses during that span came to Southern California, who defeated the Tigers 8-5 on May 23, 1998. That Trojan team went on to win the national title.

Clemson first played host to an NCAA Regional in 1980. The Tigers swept through three games that year, including a 17-12 win over rival South Carolina that clinched Clemson's trip to Omaha.

Clemson has celebrated a trip to Omaha by winning a regional on its home field six times in history, including each of the last five times Clemson has advanced to the College World Series.

Clemson has played host to a regional in nine of the 13 years Jack Leggett has been the head coach. The Tigers have a 32-5 NCAA Tournament record at home under Leggett. The 1994 and 1998 seasons are the only years Clemson failed to advance from a regional played at home under Leggett.

Clemson did play an NCAA Tournament "play-in" game in 1954, but the official NCAA recordbook does not consider that to be an NCAA Tournament game. That year, Clemson lost to Virginia Tech 11-10 in a game at Clemson, then traveled to Blacksburg two days later and lost 7-1.

Clemson's Home NCAA Regionals Since 1994

Year	Teams	NCAA Tourney	W-L	Attendance
1994	6	Regional	2-2	20,708
1995	6	Regional	4-0	25,600
1996	6	Regional	4-0	20,797
1998	6	Regional	1-2	19,022
2000	4	Regional	3-0	15,770
	2	Super Regional	2-0	12,700
2001	4	Regional	3-0	16,256
2002	4	Regional	3-0	18,435
	2	Super Regional	2-1	15,953
2005	4	Regional	3-0	21,485
2006	4	Regional	3-0	26,287
	2	Super Regional	2-0	11,234

Riggs Field

Perhaps one of the first big "stepping stones" in helping make Clemson successful in baseball and other areas of athletics today was the construction of Riggs Field.

It was the first major facility on the campus dedicated to intercollegiate athletics. Prior to Riggs Field, Clemson's teams played on Bowman Field in front of Tillman Hall. This field was used as the parade grounds for the corp of cadets, and served as the home of the football, track, baseball, and even the basketball team (one could imagine the overuse of this field).

Riggs Field gave the football team a place to play and practice on its adjacent fields. The baseball field was constructed where the tennis courts are now, and the track encircled the football field.

Construction of Riggs Field started in the early summer of 1914. Approximately \$10,000 was appropriated for the construction of the facility that covered almost nine acres. Before its completion, the Clemson Board of Trustees unanimously agreed to name the new athletic complex Riggs Field in honor of Clemson's first football coach and originator of the Clemson Athletic Association, Dr. Walter M. Riggs.

Riggs was the first football coach at Clemson in 1896. He stepped down as head coach in 1897 to devote full time to academics, as he was an engineering professor. He also coached the team in 1899, because the athletic association was low on funds. However in 1900, the search for a new coach must have been serious, as Riggs hired John Heisman to coach the Tigers.

Riggs Field was dedicated in grand fashion on October 6, 1915. The band, corp of cadets, along with faculty and alumni marched from Tillman Hall to the new field. According to **The Tiger**, the group formed a "C" formation on the field, and poured forth a thrilling volume of patriotic Tiger yells and songs. Professor J.W. Gantt, president of the athletic association, introduced Dr. Riggs as "the man who has done more for the athletics at Clemson and probably more for southern athletics than any other man."

Sunshine Streak

When Clemson finished a three-game sweep of Florida State with an 11-2 win at Doug Kingsmore Stadium on May 14, it gave Clemson a three-game series sweep of both Florida State and Miami (FL) in 2006. From March 31 to April 2, Clemson won three straight over the Hurricanes in Coral Gables.

Clemson is just the second school in history and the first since 1948 to sweep (three games or more) Florida State and Miami in the same year. That year, Rollins won four straight from Florida State and four in a row from Miami. Both series were a pair of two-game, home-and-home series. It was the first year of Florida State's baseball program and just the fourth year of baseball for Miami.

Clemson swept Miami in both 2005 and 2006, and has seven straight wins over the Hurricanes. Clemson is the first school in history with a three-game sweep of the Hurricanes in consecutive years.

Clemson's seven-game win streak against Miami is the longest for any program against the Hurricanes since Florida State won seven straight in their series with Miami between 1990 and 1991. The record for consecutive wins by a program over Miami is 12 by Florida State (1966-71). That is also the last time someone beat them eight straight times.

From 2005 to date, Clemson has won 11 consecutive games against teams from the state of Florida, dating to a 7-3 April 3, 2005 victory (second game of doubleheader) at Florida State.

Uniform Uniqueness

Under legendary Head Coach Bill Wilhelm and up to today, Clemson has had a uniform uniqueness. The first aspect of the uniform stressed by Wilhelm was the word itself (uniform), which means "the same." Wilhelm wanted all his players to look consistent and not have different

pant lengths, different colored undershirts, etc. So he, with the help of some ideas from players and coaches, came up with aspects of uniforms that have stuck.

Wilhelm came up with the idea of wearing white shoes from Joe Lutz, who was the coach at Southern Illinois in the 1960s. Lutz was also the first to have female bat girls. Wilhelm liked those ideas, and the two have been with the Tiger baseball program ever since.

But perhaps the most synonymous part of Tiger baseball is the long pants. Clemson was one of the first schools to wear non-wool uniforms. The Tigers wore nylon uniforms starting in 1968. This and having the long pants was done from the advice of a former Major Leaguer's (Rick Rickard's) father, who was a doctor. Wilhelm read an article by Dr. Rickard saying how there was so much pressure being put around the upper portion of the lower leg due to wrapping rubber bands to keep players' socks from falling and having the elastic around the bottom of the pant legs.

A few years later, Bill Foley, a catcher at Clemson in the mid-1970s, had just returned from a tournament in Japan. He had received a pair of long pants from Rawlings and wore them to practice one day before the 1976 season. Foley liked the nylon stretched pants and Wilhelm followed suit. Wilhelm liked how the pants did not have a zipper and how they were custom-made. He also liked that players could wear low socks, and how that saved time and money from using the customary sanitary socks. Wilhelm decided to experiment with the long pants in the 1976 and 1977 seasons, and changed over to them permanently in 1978.

Since then, Clemson has had a tradition of wearing white pants for all games, home and away, much to the chagrin of equipment managers.

Wins Over Top-Ranked Teams

Clemson has beaten the #1 team in the nation in baseball 10 times, more than any other sport on the Tiger landscape. That list of 10 victories includes four over Miami (FL), more than any other opponent. All four of those wins took place away from Clemson.

Clemson gained its 10th win over a top-ranked team in 2006 when the Tigers defeated a South Carolina team that was ranked #1 according to **Collegiate Baseball** entering the game. It was the first time Clemson defeated a top-ranked Gamecock team in any sport.

Clemson's first wins in history over the #1 team in the nation in any sport took place at Miami (FL) in an NCAA

regional in 1977 on consecutive days. The Tigers downed the top-ranked Hurricanes on May 21 and May 22 of 1977 to advance to the College World Series.

The Tigers also defeated a top-ranked Hurricane club in 1986 in consecutive regular-season games at Greenville (SC) Municipal Stadium. The Tigers defeated the Hurricanes 7-4 and 9-5, wins many felt would get Clemson into the then 40-team NCAA Tournament. But the 42-21 Tigers were denied, the last year Clemson has failed to reach the NCAA Tournament.

The baseball program has 10 of the Clemson sports program's 22 all-time wins over top-ranked teams. The men's soccer team is second (5).

One of the more unusual circumstances surrounding the nation's #1 team in baseball took place 1994. In what is believed to be the only time two top-ranked teams faced each other, Clemson defeated Georgia Tech two times in three games in Atlanta, GA. Clemson entered that series ranked #1 by **Collegiate Baseball** and **Sports Weekly**, while Georgia Tech entered the weekend ranked #1 by **Baseball America**. That was Jack Leggett's first year as Tiger head coach.

Clemson Baseball Wins Over Top-Ranked Teams

Date	Opponent	Site	Score
5-21-77	Miami (FL)	Miami, FL	7-2
5-22-77	Miami (FL)	Miami, FL	10-9
5-10-86	Miami (FL)	Greenville, SC	7-4
5-11-86	Miami (FL)	Greenville, SC	9-5
5-17-93	Georgia Tech	Greenville, SC	9-8
5-13-94	Georgia Tech	Atlanta, GA	9-8
5-15-94	Georgia Tech	Atlanta, GA	7-4
6-4-96	Alabama	Omaha, NE	14-13
4-10-99	Florida State	Tallahassee, FL	8-4
4-5-06	South Carolina	Columbia, SC	3-2

World Series Champions & All-Stars

Clemson has had four different former players win Major League World Series Championship rings. The first to do it was Flint Rhem, who was a member of the Saint Louis Cardinals, champions of 1926 and 1931. Rhem was a pitcher who had a 20-7 record during the 1926 season, the most wins by a National League pitcher that year.

Tim Teufel was a member of the New York Mets in the 1986 season, the year they defeated the Boston Red Sox to win the World Series Championship. He hit .247 in 93 games for the Mets that year. Teufel played over 1,000 games in his Major League career.

Mark Davidson gave the Tigers a World Series Champion two years in a row when he played on the Minnesota team that won it all in 1987. Davidson played in 102 games and hit .267 that season, his second year in the Majors.

Jimmy Key has had the most impressive World Series career of all the former Tigers. He played on the 1992 Blue Jay and the 1996 Yankee teams that won the World Series. He holds the distinction of being the only player in baseball to gain the clinching victory in two different World Series in the 1990s. He was 2-0 in the 1992 World Series, winning games four and six, the latter in relief. He was 3-1 with a 2.50 ERA during his World Series career.

Clemson has had two former players participate in the Major League All-Star game. Billy O'Dell, a star pitcher for Clemson in the 1950s, is the only former Tiger to earn MVP honors in the All-Star game. He earned the victory and pitched 3.0 scoreless innings in the 1958 game in Baltimore, MD. He was a member of the Orioles at the time, so that was quite a special afternoon. O'Dell also played in the 1959 All-Star game.

Key is the other former Tiger to play in an All-Star game. He was chosen four different seasons, including 1985, his rookie year. He was also chosen in 1991, 1993, and 1994. He is second to Brian Dawkins and Michael Dean Perry in Clemson athletic history in terms of All-Star game selections at the professional level. Perry played in six Pro Bowls, while Dawkins made his sixth Pro Bowl appearance after the 2006 season.



Riggs Field (top right) was the home of the Tiger Baseball from 1916-69. Today, the land in the heart of the Clemson campus is part of the Tiger tennis and soccer complexes.



Head Coach Jack Leggett



time as head coach.

The enthusiastic mentor, who turns 53 on March 5, has not built up that win total against easy competition. Of his 608 wins, 173 (28.5 percent) have come against teams ranked in the top 25 of at least one of the three major polls heading into the game. He also has 88 victories over top-10 teams and 49 wins in NCAA Tournament competition.

The South Burlington, VT native has been with the Clemson program since the 1992 season. He served as recruiting coordinator and assistant head coach under Bill Wilhelm in 1992 and 1993. He was a major contributor to a pair of Clemson teams that were ranked in the final top 20 of every poll and advanced to two NCAA Regionals. The Tigers also won the ACC Tournament title in 1993.

The word "championship" is also in the lexicon of terms when summarizing Leggett's first 13 years as the head coach in Tigertown. In 1994, Clemson won the ACC regular-season championship and went on to win the tournament title as well. In 1995, the Tigers repeated as regular-season conference champions and won the NCAA East Regional title. The 1996 season brought Clemson another NCAA Regional title and a second consecutive berth to the College World Series. In 1999, Clemson won four games in two days to capture the Fayetteville (AR) Regional.

In 2006, the Tigers captured the Atlantic Division title with a 24-6 record and then won the ACC Tournament Championship.

The Tigers also won regional championships in 2000, 2001, 2002, 2005, and 2006. Leggett guided Clemson to the College World Series in 2000, 2002, and 2006 as well.

Clemson has won at least 39 games for 21 straight years and has participated in an NCAA Regional for 20 years in a row. Also, six of the 13 seasons have seen the Tigers finish in the top 10 of all three major polls, and there has been at least one top-25 final ranking in 11 of the 13 seasons under Leggett.

For his accomplishments, he was named ACC Coach-of-the-Year in his first two seasons (1994,95). He is just one of a few coaches in the history of the ACC, regardless of sport, to be named ACC Coach-of-the-Year in each of his first two seasons in the league. He also earned the same honor in 2006.

His demeanor is one of aggressiveness and passion for the game. One can see

Jack Leggett is no stranger to success. In 13 seasons, he has led Clemson to 608 victories (47 per season), 13 NCAA Tournament appearances, and five College World Series berths. Clemson is the fourth-winningest program in college baseball during his

Leggett sprinting to the third-base coaching box between innings and charging into the pregame huddle to get his players fired up. He expects the same intensity and has gotten that out of his players.

Leggett's Tigers have shown excellence in all areas of the game over his 13 seasons. His first year as Clemson's head coach was truly remarkable. The 1994 campaign was filled with unprecedented accomplishments. With just three starters returning in the field, Clemson was unranked in the preseason top 20, but the Tigers quickly reached the top 20 of every poll with a two-game sweep of #9 Tennessee. Those were the first two of 19 wins over top-25 teams in 1994, a Clemson single-season record that the 2006 team broke.

The 1994 Tigers won a record 13 straight conference games to open the season and concluded the year with a 20-4 ACC ledger, a league record at the time for conference wins in a season. That was quite an accomplishment considering the ACC had the #1 RPI ranking in college baseball that season. Clemson also had a 57-18 overall record thanks to an outstanding pitching staff that was in the top 25 in the nation in ERA.

After two wins over Miami (FL) in April of 1994, Clemson ascended to the #1 ranking in the nation according to **Collegiate Baseball**. The ranking was just the second #1 ranking in Tiger baseball history. Seven times in 1994, Clemson defeated a team ranked in the top three in the nation.

Leggett's Tigers won the 1994 ACC regular-season title, then captured the ACC Tourney title by gaining wins in four games against top-20 teams. It was just the fifth time in school history that the Tigers captured the regular-season and ACC Tourney titles in one year. As a result, Clemson was rewarded as a regional host for the first time in 14 years.

Clemson was eliminated in the NCAA Regional, but still concluded the 1994 season as the nation's winningest team. The Tigers' 57 victories were second-most in ACC history. The summer following the 1994 season, Leggett was chosen to the University of Maine Hall of Fame.

In 1995, his Tigers had a 54-14 record, due in part to an offense that ranked in the top 10 in the nation in scoring (8.4 runs per game). The team also had six players who would go on to play in the Major Leagues. In 1996, the season ended with the Tiger pitching staff owning the best ERA (3.03) in the nation. With a record of 51-17, Clemson was fourth in the nation in wins.

The 1996 team also produced eight Major League Draft picks, including seven in the first 17

The Leggett File

Full Name: Jackson Scott Leggett
Born: March 5, 1954 in Bangor, ME
Education: Bachelor's degree in physical education and minor in history at Maine (1976); master's degree in teacher education at Vermont (1980)
Playing Experience: Four-year letterman (baseball) at Maine (1973-76); three-year letterman (football) at Maine (1974-76)
Coaching Experience: Head coach at Vermont (1978-82); head coach at Western Carolina (1983-91); assistant head coach at Clemson (1992,93); head coach at Clemson (1994-06)
Family: Son, Tanner (23), and daughter, Colby (21); Wife, Karen; Karen has three daughters, Kyla (25), Kristen (24), and Kacie (22), and a son, Kenny (18)

rounds. Included in those selections were pitchers Kris Benson, the first overall pick, and Billy Koch, the fourth overall pick. It was only the second time in the history of the draft, which dates back to 1965, that one school produced two of the first five picks.

In 1998, Clemson reached as high as #3 in the nation and finished the season as high as #19. Leggett also reached the 600-career-win plateau during the 1998 season. Ironically, he earned his 600th win against his alma mater (Maine).

In 1999, Clemson was 6-6 against top-10 teams, even though just one of the 12 games was played at Doug Kingsmore Stadium.

In 2000, the Tigers traveled back to Omaha for the first time in four seasons. Clemson went 1-2 at the College World Series after sweeping its way through the regional and super regional rounds, which were both played at Doug Kingsmore Stadium. The Tigers climbed to the #1 ranking by **Collegiate Baseball** after opening the season 23-3. Clemson ended the season with a 51-18 overall record and finished second in the ACC behind Georgia Tech. Clemson claimed 14 wins over top-25 teams, 11 of which were against teams ranked in the top 10.

The 2001 season saw Leggett and his team triumph over adversity. The Tigers suffered a five-game losing streak, and the unexpected loss of seniors Patrick Boyd and Mike Proto to injury. But Clemson finished second in the ACC and was a step away from Omaha before being eliminated by eventual National Champion Miami (FL).

The 2002 season saw Leggett receive region coach-of-the-year honors by ABCA, as the Tigers were 54-17 and finished tied for third in the nation in Omaha. That team also featured eight draft picks, including unanimous National Player-of-the-Year



Jack Leggett and wife Karen



Colby (21), Kristen (24), Kacie (22), Kenny (18), Kyla (25), and Tanner (23)

Head Coach Jack Leggett



Jack Leggett has 173 wins over top-25 ranked teams in 13 years at Clemson, including a 26-9 record in the 2006 season when he was ACC Coach-of-the-Year.

Khalil Greene. Greene set the national career record for doubles (95) and was second in hits (403).

In 2003, Clemson continued to win close games, as the Tigers were 15-5 in games decided by two runs or less. Michael Johnson went from undrafted out of high school to a second-round pick, as he finished his career with 58 homers, second-most in Tiger history. All four starting infielders also earned First or Second-Team All-ACC honors.

The 2004 campaign was one of adversity overcome, as Clemson started 9-10, but went 18-4 in its next 22 games. The team played in the Athens (GA) Regional and overcame a seven-run deficit to host Georgia to stay alive. But the Bulldogs rallied in the regional title game to claim the crown. Leggett earned his 500th win at Clemson during the season and coached nine Tigers who were selected in the 2004 draft.

The 2005 Tigers played one of their toughest schedules in history, which included 42 of their 66 games against teams that played in the NCAA Tournament. Clemson still managed to come within one win of a trip to the College World Series, falling in three games at Baylor in the Waco Super Regional. Clemson was 19-9 against top-25 ranked teams and won a school-record 21 ACC regular-season games, finishing in second place in the league standings. The Tigers were also one of the nation's hottest teams late in the season, as they were an ACC-best 22-6 during the second half of the regular season.

In 2006, Clemson had the best ACC record in (24-6) and won the ACC Tournament title. The Tigers later advanced to the College World Series and finished ranked #5 in all three polls with a 53-16 overall record, including a 26-9 mark against top-25 ranked teams. Clemson had a 3.26 ERA, the sixth-best figure in the nation, one of many reasons Leggett was named ACC Coach-of-the-Year. Tyler Colvin and Andy D'Alessio were both first-team All-Americans, while Josh Cribb earned third-team hon-

ors. Colvin (#13 overall pick) was one of 10 Tigers selected in the 2006 draft as well.

Heading into 2007, Leggett has 985 career wins. He also has a stellar 71-44 record against SEC teams as the Tiger head coach, including a 43-14 record at Doug Kingsmore Stadium. He has lost just four of 54 home ACC series while at Clemson as well. Leggett has been proving his expertise in recruiting for many years. But he also has experience in terms of teaching the finer points and game management.

Prior to his move to Clemson, Leggett served as a head coach for 14 years, including five at Vermont and nine at Western Carolina. He already had 377 career wins, 302 at Western Carolina and 75 at Vermont, before he came to Clemson. Leggett enters the 2007 season with a career record of 985-549, seven conference titles, and 18 NCAA Tournament appearances on his resumé. So far, 70 of the players Leggett has brought to Tigertown have signed professional baseball contracts.

Leggett led Western Carolina to five NCAA Tournaments (1985-89), five Southern Conference titles, and a national top-30 ranking during his tenure as head coach. His 1988 team set the school record for wins, posting a 38-24 record, while the 1989 squad set a conference record by winning its fifth-consecutive Southern Conference title. Under his guidance, the Catamounts averaged 33 wins a season during his time in Cullowhee, NC, and his teams played in the conference title game in eight of the nine seasons.

The 1991 Catamounts posted a 36-26 record. One of the 36 wins came in a 9-7 win over Clemson on March 31, one of just 10 losses the #4 Tigers had that season. Leggett was named the 1987 Division I Atlantic Region Coach-of-the-Year by the American Baseball Coaches Association and was also named the Southern Conference Coach-of-the-Year that same season. In 1989, he was appointed to the NCAA Division I Baseball Committee and served on the committee through the 1995 season.

In his tenure at Western Carolina, Leggett produced 35 First-Team All-Southern Conference players, six conference players-of-the-year, and had 16 players sign pro contracts. Of the players who played under him for four seasons, 100 percent graduated, and better than 50 percent compiled a 3.0-or-better GPA. He was also inducted into the Western Carolina Athletic Hall of Fame in 2001.

Before going to Western Carolina for the 1983 season, Leggett spent five seasons at Vermont, where he turned that team into a consistent winner from day one. He coached the Vermont club team in 1977, and then organized and coached the school's first intercollegiate team in 1978. At age 23, he was the youngest NCAA baseball coach in the nation. He had a winning season in his first year and had a 75-61 overall record at Vermont.

Leggett graduated with honors from Maine in 1976, where he was an all-star performer in both football and baseball. He captained the 1976 Maine team that advanced to the College World Series, and was a two-time All-Yankee Conference selection in football as a defensive back and placekicker. He still holds the Maine record for the longest field goal, a 52-yarder.

Leggett has two children, son Tanner (23) and daughter Colby (21). Tanner lettered twice (2005,06)

Leggett's Coaching Record

Pre-Clemson Head Coaching Record

Year	School	W-L	Pct.
1978	Vermont	11-9	.550
1979	Vermont	12-11	.522
1980	Vermont	12-16	.429
1981	Vermont	22-15	.595
1982	Vermont	18-10	.643
1983	Western Carolina	25-20	.556
1984	Western Carolina	37-20	.649
1985*	Western Carolina	37-35	.514
1986*	Western Carolina	33-28	.541
1987*	Western Carolina	36-20	.643
1988*	Western Carolina	38-24	.613
1989*	Western Carolina	23-31	.426
1990	Western Carolina	37-25	.597
1991	Western Carolina	36-26	.581

* - Southern Conference Champion

Clemson Head Coaching Record

Year	Overall	ACC	Finish	NCAA
1994*	57-18	20-4	1st	Regional
1995	54-14	20-4	1st	CWS
1996	51-17	17-7	2nd	CWS
1997	41-23	13-10	4th	Regional
1998	43-16	14-9	T-2nd	Regional
1999	42-27	13-10	3rd	Super Regional
2000	51-18	17-7	2nd	CWS
2001	41-22	17-7	2nd	Super Regional
2002	54-17	16-8	4th	CWS
2003	39-22	15-9	T-3rd	Regional
2004	39-26	14-10	T-4th	Regional
2005	43-23	21-9	2nd	Super Regional
2006*	53-16	24-6	1st	CWS

* - ACC Tournament Champion

Head Coaching Record By School

School	Seasons	Years	W-L	Pct.
Vermont	5	1978-82	75-61	.551
Western Carolina	9	1983-91	302-229	.569
Clemson	13	1994-06	608-259	.701
Totals	27	1978-91,94-06	985-549	.642

Leggett vs. ACC as Clemson Head Coach

Team	Overall	Home	Away	Neutral
Boston College	2-1	0-0	2-1	0-0
Duke	31-10	15-3	15-6	1-1
Florida State	22-30	14-7	4-14	4-9
Georgia Tech	28-23	13-4	7-14	8-5
Maryland	37-4	21-0	13-4	3-0
Miami (FL)	7-0	3-0	3-0	1-0
North Carolina	28-15	13-5	12-6	3-4
N.C. State	32-14	16-4	8-10	8-0
Virginia	29-16	15-3	12-9	2-4
Virginia Tech	5-1	3-0	2-1	0-0
Wake Forest	33-11	17-4	13-5	3-2
Totals	254-125	130-30	91-70	33-25

Note: Includes records vs. teams as ACC members.

Leggett vs. SEC as Clemson Head Coach

Team	Overall	Home	Away	Neutral
Alabama	2-0	1-0	0-0	1-0
Arkansas	3-1	2-1	1-0	0-0
Auburn	7-8	4-3	2-5	1-0
Georgia	17-12	11-1	6-11	0-0
Kentucky	3-0	3-0	0-0	0-0
Mississippi State	3-0	3-0	0-0	0-0
South Carolina	27-20	13-9	14-9	0-2
Tennessee	9-3	6-0	3-2	0-1
Totals	71-44	43-14	26-27	2-3

on the Clemson baseball team and graduated with a degree in marketing in 2006. Colby is a junior student at Ohio State. Jack and Karen were married on August 6, 2005. Karen has four children, including three daughters, Kyla (25), Kristen (24), and Kacie (22), and a son, Kenny (18).

Jack Leggett Comments

Coaching Influences

"Obviously, I admire Bill Wilhelm. He has taught me so much. I will never forget him for giving me this opportunity to coach at a top-notch program.

"I had some great coaches at Maine. Jack Butterfield and John Winkin were tremendous coaches there. Walter Abbot was my football coach at Maine, and he taught me a lot about mental toughness. Jack Bicknell was also a football coach who influenced me.

"Paul Jordan was my football coach in high school. He taught me what it takes to be a winner, and taught me about the benefits of self-sacrifice, how to be organized, and how to prepare for a game. Vermont's former athletic director (Rick Farnham) is also a coach whom I've drawn a lot from."

Doug Kingsmore Stadium

"Doug Kingsmore Stadium is one of the top baseball facilities in the country. I am certainly prejudiced, but I think we have the finest facility in the nation when one takes into account the players, the fans, the media, and the support personnel.

"We have some unique features in our ballpark, with the terrace and the close proximity of the fans to the field. But the greatest feature is the fan support. We have finished in the top 20 in the nation in average attendance each of the last 13 years. Our fans make it an exciting atmosphere. We have a season-ticket base approaching 3,000 fans, so there is strong support for the program in the community."

Goals for the Program

"We strive to go to Omaha every year...that is our standard. We put 'Omaha' on the back of our caps, because I want our players to know every day what we are striving for.

"Our daily goals are to play at a national championship level. We strive to exhibit the discipline necessary in everything we do, both on and off the field, to win the national championship. We talk about it...we don't hide that."

Heroes

"Roberto Clemente was my favorite player of all-time. I respected the way he played. He played so hard all the time. I watched him play in person, and I thought he was everything you wanted in a baseball player.

"My biggest heroes are my parents. My father was a coach for almost 40 years. I learned a lot just being around his teams. My mother was always so supportive and was at all the games. She has also been like a coach in my life. Any positive things I do I owe to them."

Philosophies of Baseball

"I like to play a very aggressive game. You have to take the action to the opposition and force the other team into mistakes. I like to hit-and-run, bunt, squeeze, steal bases, and be aggressive on the basepaths. I am not a coach who likes to sit back for the big inning.

"Consistency on defense is very important. It all begins on the mound. You can tell in our recruiting that this is an area we stress, because that is what carries teams to the NCAA Tournament."

Playing Experiences

"I enjoyed my college baseball experience at Maine. I was fortunate to play in the College World Series in 1976. It was a memorable time. Clemson was also at that College World Series. I can tell you who we played, what the score was, players on the other teams, what I did in each at-bat, the player introductions, what hotel we stayed in, and the plane we took to get there.

"Having been there as a player and seen what a great experience it was, it motivates me to make that happen for our players.

"The college game has changed considerably in terms of exposure, and the emphasis it receives at the local and national level. Players are better, and as a result the professional ranks look to the college players much more than they used to. The pros are drafting more college players than they did when I was in college and becoming more comfortable signing a player from college compared to high school, because of the overall maturity factor."

Rewards of Being Clemson's Head Coach

"The most rewarding aspect of this job is being around the players. I am always thinking about ways to make their game better, but also try to make their lives better off the field. I am concerned in everything they do, from on the field, to academics, to social life. I try to do what I can in all areas of their lives to help them make the right decisions. That is what college coaching is all about. I am a teacher. I am aware that the lessons they learn here will be carried with them the rest of their lives.

"Second, every day I work with a great coaching staff. It is rewarding to have such a strong staff that is dedicated to excelling in this profession. We have common goals and we mesh very well. We trust each other and that is important.

"Third, it is rewarding to have a university administration and fans that support this program. When we run a regional, and we see university administrators, secretaries, and other employees from all over campus contribute their time and energy, it is very rewarding. I never take that for granted.

"Fourth is the challenge that you have in your job, the challenge to make your players better in all phases of their lives. That includes maturing as a player, mentally and physically. It is rewarding to see players grow and improve to the point where they have a chance to play pro ball. Obviously, seeing Kris Benson become the #1 pick in the entire Major League draft was a rewarding experience.

"We have had a lot of players come here out of high school who were not drafted and leave as a drafted player with a chance to play in the Major Leagues. Watching Khalil Greene improve to the point where he was the unanimous national player-of-the-year was very rewarding.

"You make a commitment as a coach during the recruiting process to a student-athlete that you will help him improve in all phases of his experience while at Clemson. It is very rewarding to see our players grow academically, socially, and on the field."

Selling Points of the Clemson Program

"First of all, we have a great tradition at Clemson. If a young man wants to get involved in a program that strives to go to Omaha and has a goal of winning the national championship, this is the place to be. That has been the case here for many years. We have been to the College World Series five of the last 12 years and 11 different times overall. It is a program that has not had a losing season since 1957 and has been to the NCAA Tournament every year since 1987.

"In every good program, there is a strong tradition. We are fortunate that Bill Wilhelm set that tradition for us. He coached here 36 years and never had a losing season. I don't see many coaches duplicating that feat in college baseball.

"I was a history minor in college at Maine, so I know how important that aspect is to a program. He brought it great stability. I appreciate what he did for me and what he did for this program.

"We saw the impact of that tradition in the fall of 2006 when we had a reunion of former Clemson baseball players. It was one of the most rewarding weekends of my professional career. We had former players from many different decades return to Clemson for an alumni game. We had former Major League players and walk-ons who all had a common bond for this program. It is one of the strengths of this program and this university.

"Second, we have the facilities and the administrative backing to compete for the national championship. That is something I would be looking for as a player. Doug Kingsmore Stadium is one of the top facilities in the country. We finished a multi-million-dollar renovation to the stadium in 2003 that I believe makes it the best college baseball stadium in the nation. It has been accomplished in a first-class manner in every aspect.

"Third, we have a tradition of playing host to regionals at Clemson, and that means we have fan support. You don't host regionals without drawing sellout crowds. The people in this community really embrace this program.

"Fourth, Vickery Hall, our student-athlete enrichment center, is among the best in the country. The programs at Vickery Hall show that Clemson cares about its student-athletes in all phases of his or her life. Any student-athlete at Clemson knows he or she has the chance to be successful in the classroom and graduate from Clemson. Vickery Hall is one of our top selling points.

"We have tremendous structure in our study-hall program. There is tradition in academics here as well, and we average 15 players a semester on the ACC Academic Honor Roll."



Leggett By the Numbers

C

3 - Number of times Leggett has been named ACC Coach-of-the-Year (1994,95,06) as head coach at Clemson.

5 - Number of times Leggett has led the Tiger program to the College World Series.

8 - Number of first-round draft picks Clemson has had during Leggett's tenure.

10 - Number of players Leggett has coached at Clemson who have played in the Major Leagues.

13 - Number of times in 13 years Leggett has led Clemson to an NCAA Regional.

19 - Number of weeks ranked #1 in at least one of the three major polls under Leggett.

27 - Number of All-Americans Leggett has coached as head coach at Clemson.

49 - Number of NCAA Tournament games the Tigers have won in Leggett's tenure at Clemson.

52 - Length of field goal Leggett booted while a kicker at Maine in the 1970s. The field goal still stands today as a Black Bear record.

73 - Number of players Leggett has coached at Clemson who have either been drafted or signed pro contracts.

127 - Number of weeks ranked in the top 10 of at least one of the three major polls under Leggett.

173 - Number of wins Clemson has had against top-25 teams in Leggett's tenure.

221 - Number of ACC regular-season wins Leggett has totaled in 13 years at Clemson, an average of 17 per season.

223 - Number of weeks ranked in the top 25 of at least one of the three major polls under Leggett.

608 - Number of wins Leggett has totaled in 13 years at Clemson, an average of 46.8 per season.

985 - Number of Leggett's career victories in 27 years as a Division I head coach.



Jack Leggett has joined Florida State's Mike Martin as one of the top-10 winningest active Division I head coaches with 985 career wins.

Winningest Active Head Coaches

Rk	Head Coach	Current School	Years	Wins
1.	Gene Stephenson	Wichita State	29	1552
2.	Augie Garrido	Texas	35	1497
3.	Mike Martin	Florida State	27	1435
4.	Ron Polk	Mississippi State	33	1312
5.	Mark Marquess	Stanford	30	1257
6.	Jim Morris	Miami (FL)	25	1109
7.	Jay Bergman	Central Florida	28	1094
8.	Jim Gilligan	Lamar	28	1013
9.	Pete Dunn	Stetson	27	1002
10.	Jack Leggett	Clemson	27	985
11.	John Anderson	Minnesota	25	905
12.	Steve Kittrell	South Alabama	23	901
13.	Bob Todd	Ohio State	23	887
14.	Mark Johnson	Sam Houston State	21	876
15.	Ray Tanner	South Carolina	19	849
16.	Keith Guttin	Missouri State	24	841
17.	Pat Murphy	Arizona State	19	798
18.	Jim Brownlee	Illinois State	27	787
	Danny Hall	Georgia Tech	19	787
20.	Dewey Kalmer	Bradley	27	784
21.	Larry Hays	Texas Tech	20	760
22.	Steve Traylor	Wofford	26	746
23.	Fred Hill	Rutgers	23	745
24.	Danny Price	Florida International	19	740
25.	Gary Powers	Nevada	24	726

Most Wins Since 1994

Rk	Team	Wins	Avg.
1.	Florida State	674	51.8
2.	Wichita State	646	49.7
3.	Rice	619	47.6
4.	Clemson	608	46.8
5.	Miami (FL)	605	46.5
6.	Cal State Fullerton	601	46.2
7.	Louisiana State	597	45.9
8.	Georgia Tech	579	44.5
	Notre Dame	579	44.5
10.	Stanford	566	43.5
	Tulane	566	43.5
12.	Texas	558	42.9
13.	South Carolina	546	42.0
14.	Alabama	543	41.8
15.	Oklahoma State	534	41.1
16.	Ohio State	529	40.7
17.	Texas Tech	528	40.6
18.	Arizona State	525	40.4
19.	Florida	520	40.0
20.	Oral Roberts	519	39.9
21.	Central Florida	518	39.8
	North Carolina	518	39.8
23.	Nebraska	517	39.8
24.	Tennessee	516	39.7
25.	Florida International	515	39.6

2007 CLEMSON BASEBALL



Leggett's 173 Top-25 Wins

Date	Opponent	Rank	Site	Score
2-19-94	Tennessee	9-15-NR	H	14-1
2-20-94	Tennessee	9-15-NR	H	4-2
3-25-94	Washington	22-19-16	N1	3-2
4-6-94	South Carolina	NR-NR-17	A	7-2
4-8-94	N.C. State	19-29-16	H	⁽¹⁰⁾ 10-8
4-9-94	N.C. State	19-29-16	H	9-5
4-10-94	N.C. State	19-29-16	H	6-5
4-22-94	North Carolina	NR-NR-22	A	11-1
4-24-94	North Carolina	NR-NR-22	A	3-2
4-26-94	Tennessee	11-13-14	A	3-2
4-29-94	Miami (FL)	4-3-3	H	7-5
5-1-94	Miami (FL)	4-3-3	H	⁽¹²⁾ 9-8
5-7-94	Florida State	2-5-3	H	5-2
5-8-94	Florida State	2-5-3	H	9-5
5-13-94	Georgia Tech	1-2-3	A	⁽¹⁰⁾ 9-8
5-15-94	Georgia Tech	1-2-3	A	7-4
5-19-94	N.C. State	24-NR-20	N2	17-5
5-20-94	Georgia Tech	2-3-2	N2	9-6
5-22-94	Florida State	8-13-8	N2	4-1
3-1-95	Tennessee	11-8-11	H	⁽¹⁰⁾ 6-4
3-2-95	Tennessee	11-8-11	H	7-6
3-4-95	Old Dominion ⁽¹⁾	21-NR-NR	H	10-5
3-4-95	Old Dominion ⁽²⁾	21-NR-NR	H	12-6
3-5-95	Old Dominion	21-NR-NR	H	7-1
3-7-95	James Madison	25-NR-NR	H	5-0
3-8-95	James Madison	25-NR-NR	H	16-6
3-21-95	Old Dominion	24-NR-NR	A	9-7
3-22-95	Old Dominion	24-NR-NR	A	4-2
4-14-95	N.C. State	NR-NR-25	A	⁽¹⁰⁾ 17-15
4-15-95	N.C. State	NR-NR-25	A	13-1
4-16-95	N.C. State	NR-NR-25	A	13-4
5-13-95	Miami (FL)	9-11-11	A	7-5
5-19-95	Florida State	5-7-6	N2	11-0
5-28-95	Alabama	19-17-16	H	7-4
2-16-96	South Florida	22-NR-NR	H	4-0
2-27-96	Tennessee	4-7-7	A	8-3
2-28-96	Tennessee	4-7-7	A	⁽¹⁰⁾ 10-4
4-26-96	N.C. State	18-20-17	H	14-0
5-4-96	Florida State	4-6-3	H	3-0
5-5-96	Florida State	4-6-3	H	2-1
5-6-96	Florida State	7-8-7	H	2-0
5-10-96	Georgia Tech	NR-18-NR	A	⁽¹⁰⁾ 9-8
5-12-96	Georgia Tech	NR-18-NR	A	9-2
5-24-96	Old Dominion	25-NR-NR	H	5-1
5-26-96	Tennessee	12-12-16	H	12-5
6-2-96	Oklahoma State	11-8-17	N3	⁽¹⁰⁾ 8-5
6-4-96	Alabama	1-2-3	N3	14-13
2-27-97	Cal State Northridge	23-19-25	N4	8-7
4-4-97	Florida State	9-7-8	A	10-7
4-15-97	Tennessee	8-11-9	H	13-5
4-25-97	Georgia Tech	18-6-10	H	7-4
5-15-97	Georgia Tech	11-4-6	N5	7-4
5-17-97	N.C. State	20-20-19	N5	⁽¹⁰⁾ 11-6
2-8-98	Auburn	11-22-10	N6	9-4
4-1-98	South Carolina	8-8-9	A	6-4
4-17-98	N.C. State	NR-NR-24	H	⁽¹²⁾ 11-10
4-18-98	N.C. State	NR-NR-24	H	17-6
4-24-98	Florida State	11-11-10	H	2-1
4-25-98	Florida State	11-11-10	H	5-4
5-9-98	North Carolina ⁽²⁾	24-NR-NR	A	8-1
5-10-98	North Carolina	24-NR-NR	A	7-6
2-25-99	Washington	NR-24-NR	N4	13-12
4-3-99	Miami (FL)	8-6-6	N7	7-5
4-10-99	Florida State	1-1-1	A	8-4
4-21-99	South Carolina	20-22-20	H	5-4
4-23-99	Georgia Tech	NR-19-21	H	24-4
4-24-99	Georgia Tech	NR-19-21	H	13-8
4-25-99	Georgia Tech	NR-19-21	H	6-5
5-9-99	North Carolina	12-10-14	H	20-7
5-10-99	North Carolina	15-14-18	H	5-4
5-22-99	Florida State	3-2-3	N8	8-7
5-29-99	Arkansas	10-8-10	A	12-4
6-5-99	Texas A&M	2-6-5	A	10-3
1-28-00	Rice	14-7-7	N9	3-1
1-29-00	Miami (FL)	5-5-4	N9	4-0
3-14-00	East Carolina	22-17-21	H	7-0
4-1-00	North Carolina	10-13-8	A	10-2
4-15-00	Wake Forest ⁽¹⁾	12-11-15	H	⁽¹²⁾ 6-5
4-15-00	Wake Forest ⁽²⁾	12-11-15	H	5-4



4-30-00	Georgia Tech	8-5-11	A	13-12
5-6-00	Florida State	2-2-2	H	8-7
5-7-00	Florida State	2-2-2	H	5-4
5-8-00	Florida State	7-4-4	H	7-4
5-18-00	Florida State	8-8-4	N7	8-4
6-2-00	Mississippi State	14-10-14	H	11-4
6-3-00	Mississippi State	14-10-14	H	9-4
6-9-00	San Jose State	12-7-NR	N3	10-6
3-3-01	South Carolina	7-4-6	A	7-4
3-23-01	Wake Forest	20-24-20	A	⁽¹²⁾ 4-1
3-25-01	Wake Forest	20-24-20	A	9-1
4-20-01	Georgia Tech	9-11-7	H	3-0
4-21-01	Georgia Tech	9-11-7	H	5-1
2-22-02	Auburn	NR-NR-25	H	7-4
2-23-02	Auburn	NR-NR-25	H	8-5
2-24-02	Auburn	NR-NR-25	H	6-5
3-2-02	South Carolina	5-4-4	A	9-7
3-3-02	South Carolina	5-4-4	H	⁽¹⁰⁾ 11-10
4-12-02	North Carolina	21-13-24	A	⁽¹⁰⁾ 11-7
4-13-02	North Carolina	21-13-24	A	4-2
4-24-02	South Carolina	5-5-6	A	4-1
4-27-02	Wake Forest	3-5-3	H	5-3
4-28-02	Wake Forest	3-5-3	H	4-0
5-4-02	Georgia Tech	13-13-9	A	12-9
5-22-02	Georgia Tech	10-9-7	N5	10-0
5-25-02	Wake Forest	5-2-4	N5	8-6
6-1-02	East Carolina	NR-NR-22	H	4-2
6-2-02	East Carolina	NR-NR-22	H	21-1
6-8-02	Arkansas	25-18-NR	H	8-7
6-9-02	Arkansas	25-18-NR	H	7-4
6-14-02	Nebraska	9-7-13	N3	11-10
6-16-02	Georgia Tech	8-6-9	N3	9-7
2-22-03	Auburn ⁽¹⁾	16-23-16	A	11-8
3-1-03	South Carolina	10-6-7	H	8-0
3-29-03	N.C. State ⁽²⁾	17-16-21	A10	12-10
4-2-03	South Carolina	NR-22-20	A	4-2
4-11-03	Florida State	3-2-2	A	8-4
4-25-03	Georgia Tech	7-4-4	H	⁽¹⁰⁾ 9-7
4-26-03	Georgia Tech	7-4-4	H	10-5
4-27-03	Georgia Tech	7-4-4	H	11-3
3-12-04	Auburn	7-12-9	H	14-9
4-7-04	South Carolina	6-9-7	H	9-4
4-14-04	South Carolina	6-13-6	A	13-5
4-16-04	North Carolina	20-10-17	A	2-1
4-18-04	North Carolina	20-10-17	A	⁽¹⁰⁾ 4-2
5-3-04	Florida State	NR-24-NR	H	18-9
5-7-04	Central Florida	24-NR-NR	H	8-5
5-26-04	North Carolina	NR-23-20	N11	7-6
6-6-04	Georgia ⁽¹⁾	11-10-20	A	10-9
2-25-05	California-Irvine	18-20-24	H	3-2
2-26-05	California-Irvine	18-20-24	H	5-4
2-27-05	California-Irvine	18-20-24	H	10-2
3-19-05	North Carolina	13-9-14	H	9-1
3-20-05	North Carolina	13-9-14	H	7-3
3-29-05	Coastal Carolina	NR-25-NR	H	14-5
3-30-05	Coastal Carolina	NR-25-NR	H	8-1
4-3-05	Florida State ⁽²⁾	17-6-10	A	7-3
4-13-05	South Carolina	8-5-4	H	12-2
4-20-05	South Carolina	13-13-8	A	7-5
4-30-05	Georgia Tech	7-6-8	H	6-5
5-17-05	College of Charleston	NR-20-24	H	8-5
5-19-05	Miami (FL)	4-7-4	H	15-5
5-20-05	Miami (FL)	4-7-4	H	9-2
5-21-05	Miami (FL)	4-7-4	H	6-2
5-26-05	Miami (FL)	12-13-8	N12	9-1
5-27-05	N.C. State	18-NR-23	N12	5-4
6-4-05	College of Charleston	NR-22-22	H	6-0
6-11-05	Baylor	6-6-10	A	4-2
3-5-06	South Carolina	9-15-12	H	6-4

Leggett vs. Ranked Teams

Opponent	Top 25	Top 10	Top 5	#1
Alabama	2-0	1-0	1-0	1-0
Arkansas	3-1	1-0		
Auburn	6-6	2-2		
Baylor	1-2	1-2		
Cal State Fullerton	0-1	0-1	0-1	
Cal State Northridge	1-1			
California-Irvine	3-0			
Central Florida	1-3			
Charleston, College of	3-0			
Coastal Carolina	2-0			
East Carolina	3-1			
Florida State	22-30	18-28	12-20	1-4
Georgia	2-4	1-2		
Georgia Southern	0-2			
Georgia Tech	24-20	19-15	9-6	2-1
James Madison	2-0			
Kansas	2-1			
Louisiana-Lafayette	0-1	0-1		
Miami (FL)	12-9	9-9	6-5	0-2
Mississippi State	2-0	2-0		
Nebraska	1-0	1-0		
North Carolina	14-10	6-5	0-1	
N.C. State	17-7			
Notre Dame	0-1			
Oklahoma State	1-1	1-1		
Old Dominion	6-0			
Oral Roberts	2-0			
Rice	1-1	1-1		
San Jose State	1-0	1-0		
South Alabama	0-1			
South Carolina	16-17	13-12	6-9	1-1
South Florida	1-2			
Southern California	0-1	0-1	0-1	
Stanford	0-2	0-2	0-1	0-1
Tennessee	9-3	7-2	2-1	
Texas A&M	1-2	1-2	1-2	
Wake Forest	10-8	3-1	3-1	
Washington	2-1			
Winthrop	0-1			
Totals	173-140	88-87	40-48	5-9

Note: Only includes records as Clemson's head coach; **bold** denotes 2007 opponent.

3-10-06	Kansas	25-NR-NR	H	7-2
3-12-06	Kansas	25-NR-NR	H	4-3
3-24-06	N.C. State	20-20-12	H	9-5
3-25-06	N.C. State	20-20-12	H	4-2
3-26-06	N.C. State	20-20-12	H	6-2
3-29-06	Georgia	22-19-21	H	10-7
3-31-06	Miami (FL)	25-11-13	A	8-6
4-1-06	Miami (FL)	25-11-13	A	6-2
4-2-06	Miami (FL)	25-11-13	A	14-1
4-5-06	South Carolina	2-1-2	A	3-2
4-12-06	South Carolina	7-9-7	H	10-5
4-14-06	Georgia Tech	14-11-10	A	7-6
5-12-06	Florida State	17-15-13	H	9-1
5-13-06	Florida State	17-15-13	H	⁽¹⁰⁾ 4-3
5-14-06	Florida State	17-15-13	H	11-2
5-16-06	College of Charleston	21-NR-NR	H	1-0
5-18-06	Wake Forest	NR-22-NR	H	26-1
5-19-06	Wake Forest	NR-22-NR	H	6-0
5-20-06	Wake Forest	NR-22-NR	H	7-3
5-25-06	Georgia Tech	11-16-7	N12	3-2
5-27-06	Georgia Tech ⁽²⁾	11-16-7	N12	16-11
5-28-06	N.C. State	NR-NR-25	N12	8-4
6-9-06	Oral Roberts	19-14-NR	H	11-8
6-10-06	Oral Roberts	19-14-NR	H	6-5
6-16-06	Georgia Tech	7-7-4	N3	8-4


N1 - Honolulu, HI; N2 - Greenville, SC; N3 - Omaha, NE; N4 - Las Vegas, NV; N5 - Saint Petersburg, FL; N6 - Kissimmee, FL; N7 - Fort Mill, SC; N8 - Durham, NC; N9 - Lake Buena Vista, FL; A10 - Kinston, NC; N11 - Salem, VA; N12 - Jacksonville, FL; Note: Rankings by **Baseball America**, **Collegiate Baseball**, **Sports Weekly**; home wins in **bold**.

Leggett vs. All Competition

C

Opponent	Overall	Pct.	UV	WCU	CU
Alabama	2-0	1.000			2-0
American	1-0	1.000	1-0		
Appalachian State	21-10	.677		18-10	3-0
Arkansas	3-1	.750			3-1
Arkansas State	1-0	1.000			1-0
Auburn	13-20	.394		6-12	7-8
Augusta	1-1	.500		1-1	
Austin Peay State	2-1	.667		2-1	
Baylor	1-2	.333			1-2
Birmingham-Southern	2-0	1.000			2-0
Boston College	3-2	.600	1-1		2-1
Bridgeport	1-1	.500	1-1		
California	1-2	.333			1-2
California State-Fullerton	0-1	.000			0-1
California State-Northridge	1-1	.500			1-1
California-Irvine	3-0	1.000			3-0
Campbell	16-17	.485		16-17	
Carson-Newman	11-4	.733		11-4	
Central Florida	2-3	.400			2-3
Charleston Southern	8-0	1.000			8-0
Charleston, College of	11-0	1.000			11-0
Charlotte	2-5	.286		1-4	1-1
Citadel, The	38-15	.717		31-14	7-1
Clarkson	6-0	1.000	6-0		
Clemson	3-15	.167		3-15	
Coastal Carolina	20-4	.833			20-4
Connecticut	5-4	.556	5-4		
Creighton	1-1	.500			1-1
Dartmouth	2-0	1.000	2-0		
Davidson	22-11	.667		21-11	1-0
Delaware	1-0	1.000			1-0
Duke	31-10	.756			31-10
East Carolina	5-10	.333		0-3	5-7
East Tennessee State	20-6	.769		17-6	3-0
Eastern Connecticut State	0-3	.000	0-3		
Eastern Kentucky	15-8	.652		15-8	
Elon	7-6	.538		1-3	6-3
Fairfield	3-4	.429	3-4		
Florida	3-9	.250		3-9	
Florida Atlantic	1-1	.500			1-1
Florida International	2-3	.400		2-3	
Florida State	22-30	.423			22-30
Fresno State	1-1	.500			1-1
Furman	41-10	.804		29-7	12-3
Gardner-Webb	2-0	1.000			2-0
George Mason	6-0	1.000			6-0
Georgia	20-24	.455		3-12	17-12
Georgia Southern	16-11	.593		6-6	10-5
Georgia Tech	31-28	.525		3-5	28-23
Grand Canyon	2-0	1.000			2-0
Hawaii	1-0	1.000			1-0
Hawaii-Hilo	3-0	1.000			3-0
High Point	15-4	.789		15-4	
Holy Cross	3-2	.600	3-2		
Illinois	1-1	.500		0-1	1-0
Indiana State	0-1	.000		0-1	

Iona	0-2	.000	0-2		
Jacksonville	1-0	1.000			1-0
James Madison	10-2	.833	0-2		10-0
Kansas	2-1	.667			2-1
Kansas State	3-0	1.000			3-0
Kentucky	3-0	1.000			3-0
La Salle	0-1	.000		0-1	
Lewis-Clark State	0-1	.000			0-1
Liberty	4-3	.571		3-0	1-3
Louisiana-Lafayette	0-1	.000			0-1
Maine	16-17	.485	2-13	1-4	13-0
Marshall	8-5	.615		8-5	
Maryland	37-4	.902			37-4
Massachusetts	5-4	.556	5-4		
Mercer	2-1	.667			2-1
Miami (FL)	12-10	.545		0-1	12-9
Middle Tennessee	3-2	.600		1-2	2-0
Middlebury	7-1	.875	7-1		
Milligan	4-0	1.000		4-0	
Mississippi State	4-2	.667		1-2	3-0
Missouri State	2-1	.667			2-1
Morehead State	3-0	1.000			3-0
Navy	1-0	1.000			1-0
Nebraska	1-0	1.000			1-0
Nevada	1-1	.500			1-1
Nevada-Las Vegas	4-4	.500			4-4
New Hampshire	5-4	.556	4-4		1-0
New York Tech	3-0	1.000			3-0
Newberry	3-0	1.000		3-0	
North Adams State	4-0	1.000	4-0		
North Carolina	28-18	.609		0-3	28-15
North Carolina A&T	1-0	1.000			1-0
North Carolina State	39-32	.549		7-18	32-14
North Carolina-Asheville	17-2	.895		14-2	3-0
North Carolina-Wilmington	6-0	1.000			6-0
Northeastern	2-2	.500	2-2		
Northwestern	2-0	1.000			2-0
Norwich	8-1	.889	8-1		
Notre Dame	0-1	.000			0-1
Ohio	9-1	.900		3-0	6-1
Ohio State	2-3	.400		2-2	0-1
Oklahoma State	1-3	.250		0-2	1-1
Old Dominion	19-2	.905		1-0	18-2
Oral Roberts	3-0	1.000			3-0
Oregon State	2-2	.500		2-2	
Piedmont	4-1	.800		4-1	
Princeton	1-0	1.000			1-0
Providence	2-3	.400	2-2	0-1	
Purdue	4-0	1.000		1-0	3-0
Radford	3-1	.750			3-1
Rhode Island	2-6	.250	2-6		
Rice	2-2	.500			2-2
Richmond	2-1	.666			2-1
Saint John's	1-0	1.000		1-0	
Saint Lawrence	2-3	.400	2-3		
Saint Michael's	8-0	1.000	8-0		
San Jose State	1-0	1.000			1-0
Seton Hall	2-0	1.000			2-0
Siena	3-2	.600	1-2		2-0
Slippery Rock	2-0	1.000		2-0	
South Alabama	2-2	.500			2-2
South Carolina	30-28	.517		3-8	27-20
South Carolina-Aiken	0-3	.000		0-3	
South Carolina-Upstate	6-2	.750		6-2	
South Florida	2-2	.500			2-2
Southeastern Massachusetts	0-1	.000	0-1		
Southern California	0-1	.000			0-1
Stanford	0-2	.000			0-2
Stetson	3-0	1.000			3-0
Stonehill	2-0	1.000	2-0		
Tennessee	11-8	.579		2-5	9-3
Tennessee Tech	4-0	1.000		2-0	2-0
Texas A&M	1-3	.250		0-1	1-2
Texas State	0-1	.000			0-1
Texas Tech	1-2	.333			1-2
Texas-Arlington	1-0	1.000			1-0
Virginia	31-16	.660	2-0		29-16
Virginia Commonwealth	2-0	1.000		2-0	
Virginia Military	12-2	.857		12-2	
Virginia Tech	9-4	.692		1-3	8-1



Jack Leggett has taken five teams to the College World Series and has not gone more than three years in a row without a trip to Omaha as Clemson's head coach (1994-06).

Wake Forest	34-12	.739		1-1	33-11
Washington	2-1	.667			2-1
West Chester State	0-2	.000	0-2		
West Virginia	2-0	1.000			2-0
Western Carolina	22-5	.815			22-5
Western Kentucky	2-0	1.000		2-0	
Westfield State	0-1	.000	0-1		
William & Mary	3-0	1.000			3-0
Winthrop	8-3	.727		3-0	5-3
Wofford	14-2	.875		7-2	7-0
Totals	985-549	.642	75-61	302-229	608-259

Note: **Bold** denotes 2007 opponent.

Leggett's Milestone Wins

Overall			
Win	Date	Opponent	Score
*1	4-21-1978	Connecticut	12-4
^100	5-1-1983	The Citadel⁽²⁾	(8)2-1
^200	4-13-1986	The Citadel	12-4
^300	4-22-1989	Appalachian State	11-10
400	3-23-1994	Hawaii	7-3
500	3-8-1996	Virginia Tech	8-4
600	3-14-1998	Maine⁽²⁾	19-11
700	4-23-2000	Duke	12-8
800	5-13-2002	Virginia	5-3
900	3-26-2005	Maryland ⁽¹⁾	⁽¹³⁾ 6-4
985	6-16-2006	Georgia Tech	8-4

Clemson			
Win	Date	Opponent	Score
1	2-12-1994	Western Carolina⁽¹⁾	3-1
100	4-29-1995	Georgia Tech	6-1
200	5-14-1997	Wake Forest	8-6
300	3-8-2000	William & Mary	10-6
400	3-27-2002	Coastal Carolina	6-2
500	4-25-2004	N.C. State	9-6
600	5-25-2006	Georgia Tech	3-2
608	6-16-2006	Georgia Tech	8-4

* - as Vermont's head coach; ^ - as Western Carolina's head coach; Note: Home games in **bold**.



Jack Leggett has enjoyed success against both the ACC (254-125, .670) and SEC (71-44, .617) as the Tigers' head coach. Of the 19 ACC and SEC schools he has faced, only two have a winning record against Clemson.

2007 CLEMSON BASEBALL



Associate Head Coach Kevin O'Sullivan



Kevin O'Sullivan is in his ninth season as the Tigers' pitching coach. He was also promoted to the position of associate head coach in 2002. O'Sullivan handles the duty of recruiting coordinator as well. He has been a part of eight NCAA Tourney teams and three College World Series squads while in Tigertown. O'Sullivan, who has made two instructional pitching videos, has also seen 28 of his Tiger pitchers sign professional contracts in his eight years.

In his first season at Clemson, "Sully" fine-tuned Mike Paradis from having control problems his first two seasons to a first-round pick in 1999. He helped Ryan Mottl go 10-4 in 2000 and total 33 career wins, the third-most in school history. Those totals helped Mottl become a sixth-round pick by the Cincinnati Reds.

Under his guidance in 2001, Clemson had a 2.27 strikeout-to-walk ratio, fourth-best in school history. One of his pitchers, Steve Reba, led the ACC in wins in 2001 with a 12-3

record. Clemson has been among the national leaders in team ERA each of the last seven years, and his ability to work with and develop young pitchers has been praised by Head Coach Jack Leggett.

He followed up 2001 with a 2002 season that saw Reba and Matt Henrie shine. They had 13 wins apiece and both earned All-America honors. O'Sullivan helped mold Reba and Henrie into a for-

The O'Sullivan File

Full Name: Kevin Michael O'Sullivan
Born: December 27, 1968 in Goshen, NY
Education: Bachelor of science in education/sports medicine at Virginia (1991); master of science in exercise science & wellness at Florida Atlantic (1995)
Playing Experience: Two-year letterman at Florida Community College (1988,89); two-year letterman at Virginia (1990,91)
Coaching Experience: Assistant coach at Florida Community College (1992,93); assistant coach at Florida Atlantic (1994,95); assistant coach at Virginia (1996,97); assistant coach at Fort Myers, FL (Twins, R) (1998); assistant coach at Clemson (1999-01); assistant head coach at Clemson (2002); associate head coach at Clemson (2003-06)

midable one-two punch that led the Tigers to a third-place national finish. Henrie was drafted in the seventh round after going undrafted out of high school.

The 2002 team also featured B.J. LaMura, a hard-throwing righthander who was instrumental in Clemson's late-season surge. LaMura was a fifth-round draft pick, giving Clemson five pitchers from the 2002 squad who signed Major League contracts. And that total does not include Jarrod Schmidt, who had an 18-3 career record at Clemson and

signed as well. The 2002 team also set an ACC record for saves (26) in a season.

The 2003 team did not have any stars, but all five Tigers with at least 36.0 innings pitched had an ERA between 3.19 and 4.30.

The 2004 squad featured All-ACC reliever Patrick Hogan, who became just the third Tiger in history to record double-digits in saves. He coached

O'Sullivan's Pitching Points

"We're here to win national championships, but we're also here to help pitchers develop to the best of their abilities. There are three areas that are important to a pitcher's development...strength training, sound mechanics that can be repeated, and a regularly-scheduled throwing program.

"Our strength coaches do a tremendous job both inseason and offseason. Our players were challenged and pushed themselves this past fall. We saw great gains with all of our pitchers. Secondly, repeatable sound mechanics are vital to success. Poor mechanics will cause command and control problems, and also increase chances for injury. Lastly, throwing on a regular basis should improve mechanics and arm strength.

"We spent a lot of time this past fall breaking down each pitcher's strengths and weaknesses. We will continue to pitch to each pitcher's strengths. Our guys should have an understanding of strike percentages of each of their pitches. Furthermore, understanding counts and attacking batters with proper pitch sequence is extremely important.

"We teach our pitchers to be aggressive, throw strikes down in the zone, get ahead of batters, pitch to both sides of the plate, and work fast. An aggressive approach should translate into lesser pitch counts. We like to throw two of the first three pitches for strikes. This puts hitters on the defensive, keeps the defense ready, keeps the game rolling along, and gets starters to the later innings.

"I don't like to call pitches. You've got three choices and it shouldn't be that difficult. The bottom line is that we try to educate our pitchers on their percentages with their pitches, hitting counts, and recognizing hitters' weaknesses.

"For the most part, if you keep the ball down in the strikezone with command, you should be successful. It is a constant learning process. Also, learning what to throw and when to throw a certain pitch is part of their development. They must learn to think on their own, because players ultimately win or lose the game."

Tyler Lumsden, who was a first-round draft pick in 2004, as well. He also helped convert Collin Mahoney from a catcher to a hard-throwing reliever.

Leggett Comments

"I think Kevin is the top recruiting coordinator in the country, and certainly the best pitching coach in the country. He is 100-percent devoted to his job. His work ethic is off the charts. He is committed to taking Clemson back to the College World Series every year and playing for a national championship. He's very loyal, and we're glad he's on our team. The program would not be the same without him."



As Clemson's pitching coach, Kevin O'Sullivan has helped the Tigers reach the College World Series three times in his eight seasons.

Top Programs Since 1999

Since **Kevin O'Sullivan** became Clemson's pitching coach in 1999, the Tiger program has reached new heights. That season, the super-regional format came into effect, and the Tigers have been to six super regionals in those eight seasons. Only Miami (FL) (8) and Florida State (7) have been to more.

Prior to the 2007 season, **Baseball America** ranked the nation's top-64 programs based on several factors, including winning percentage, regional appearances, super-regional appearances, College World Series appearances, All-Americans, top-10 round draft picks, Major League alumni, and other traditional criteria.

Clemson was #8 in **Baseball America's** analysis, a testament to **O'Sullivan's** work as both an on-field coach and the Tigers' recruiting coordinator.

Top College Baseball Programs (1999-06)

Rk	School	W-L	RA	DP	Points
1.	Texas	378-160	8	25	321
2.	Miami (FL)	358-144	8	25	319
3.	Stanford	362-150	8	28	314
4.	Cal State Fullerton	363-144	8	26	306
5.	Rice	403-128	8	30	303
6.	Louisiana State	346-172	7	19	280
7.	Florida State	412-143	8	13	251
8.	Clemson	362-171	8	23	234
9.	South Carolina	377-158	7	18	220
10.	Southern California	280-204	5	20	215
11.	Nebraska	368-145	7	19	213
12.	Georgia Tech	361-146	7	23	211
13.	Arizona State	330-155	7	26	205
14.	North Carolina	336-158	7	19	170
15.	Long Beach State	287-184	6	26	167
16.	Tulane	362-152	8	11	160
17.	Baylor	323-185	7	19	150
18.	Florida	311-188	6	17	145
19.	Houston	300-200	6	14	140
20.	Notre Dame	359-138	8	13	134
21.	Alabama	327-171	6	14	134
22.	Wichita State	383-165	7	18	133
23.	Arizona	257-198	4	15	131
24.	Texas A&M	285-200	3	19	127
25.	Mississippi State	311-178	7	11	125

RA - regional appearances; DP - top-10 round draft picks; Note: Ratings by **Baseball America**; not all categories used are included in chart above.

Mahoney, who had not pitched since high school, saw considerable action in 2004 and threw in the high 90s. He was a fourth-round draft pick by the Detroit Tigers.

The 2005 Tiger pitching staff came into its own in the season's late stages. The Tigers had a 3.94 ERA, Clemson's best mark in nine years. Josh Cribb and Stephen Faris were stoppers on the mound. Cribb pitched two shutouts and had a 97-24 strikeout-to-walk ratio, while Faris had a team-best 2.60 ERA to earn Second-Team All-ACC honors.

His 2006 staff was sixth in the nation in ERA (3.26) and featured the weekend rotation of Faris, Cribb, and Jason Berken, who combined for a 27-6 record and 2.85 ERA. The trio was instrumental in leading the Tigers to the ACC Championship, a trip to Omaha, and a #5 final ranking in all three polls. Daniel Moskos also had 10 saves and became an effective closer under the direction of O'Sullivan.

O'Sullivan has also had numerous top-25 recruiting rankings, including the 2005 incoming class that was ranked #12 by **Collegiate Baseball**. In that class were four of the top-50 freshmen in the country, including David Kopp (#9), Stan Widmann (#14), Taylor Harbin (#17), and Brad Chalk (#34). Clemson was the only school in the nation to have

four freshmen in the top 50. His 2007 incoming class was ranked #4 by **Baseball America** as well.

He spent the 1998 season with the Twins' Rookie League team in Fort Myers, FL that reached the playoffs for the first time. He was also responsible for the development of the pitchers.

The native of Jupiter, FL was the pitching coach at Virginia in 1996 and 1997. He coached All-America and first-round draft pick Seth Greisenger. The 1996 Cavaliers (44-21) won their first-ever ACC Tournament title. He coached a total of three pitchers in the two years who were drafted in the top-five rounds, including a first, second, and fifth-round pick to go along with a 14th-rounder in 1997. O'Sullivan, who helped in the recruitment of student-athletes at Virginia, coached players picked in the third and 44th rounds in 1997 as well.

His talents were noticed in the summer of 1996 and 1997 when he coached in the Valley League and the Cape Cod League, respectively. O'Sullivan coached the Bourne Braves to the second-best overall record in the Cape while garnering manager-of-the-year honors. He also coached Major League star lefthander Mark Mulder in the summer of 1997. On that staff alone, eight pitchers were drafted.

In 1996, while coaching Waynesboro of the Valley League, he led his team to the pennant and was manager-of-the-year, meaning he earned that honor both years as a head coach in the summer leagues. He also coached 14 players in the two summers who were drafted, including two first-rounders.


O'Sullivan coached at Florida Atlantic in the 1994 and 1995 seasons. He was responsible for the hitters, catchers, infielders, and outfielders. From 1992-93, he was an assistant at Florida Community College as the hitting and catching instructor.

In two years at Virginia and eight at Clemson, he has coached 33 pitchers who have been drafted or signed pro contracts. This list includes three first-rounders, nine top-five-rounders, 17 top-10-rounders, and six All-Americans. It is no wonder Leggett chose him to maintain Clemson's tradition of producing All-America pitchers.

He graduated (with honors) from Virginia with a bachelor's degree in education/sports medicine in 1991. He was a member of Virginia's Captain Council and Student-Athlete Mentor Program. He earned



Clemson is the eighth-winningest program in the nation during O'Sullivan's tenure.



Kevin O'Sullivan has coached 24 Tiger pitchers who have been selected in the draft, including 14 in the top-10 rounds.

a master's degree in exercise science & wellness from Florida Atlantic.

O'Sullivan starred at Virginia as a catcher in 1990 and 1991, where he hit a combined .351. He was a First-Team All-ACC and All-ACC Tourney pick both years. He made the ACC Academic Honor Roll in 1990 as well. He also played for Florida Community College in 1988 and 1989. O'Sullivan was born December 27, 1968 in Goshen, NY.

O'Sullivan & the Draft

- 24 Tiger pitchers have been selected in the Major League Draft in his eight seasons at Clemson.
- Seven Tiger pitchers have been selected in the top-five rounds, including first-rounders **Mike Paradis** (1999) and **Tyler Lumsden** (2004).
- 14 Tiger pitchers have been selected in the top-10 rounds, including eight in the last three seasons
- Five Tiger pitchers have been named All-Americans.

Tiger Draftees Under Kevin O'Sullivan

Pitcher	Year	PDR	DRAC	Team
Mike Paradis	1999	7	1	Orioles
Chris Heck	1999	10	5	Padres
Brian Adams	1999	---	11	Red Sox
Ryan Mottl	2000	39	6	Reds
Scott Berney	2000	28	18	Rockies
Josh Cram	2001	---	4	Giants
Nick Glaser*	2001	32	35	Phillies
B.J. LaMura	2002	---	5	White Sox
Matt Henrie*	2002	---	7	Diamondbacks
Steve Reba*	2002	9	21	Rockies
Ryan Childs	2002	17	33	Orioles
Tyler Lumsden	2004	5	1	White Sox
Collin Mahoney	2004	48	4	Tigers
Steven Jackson	2004	38	10	Diamondbacks
Patrick Hogan	2004	---	14	Marlins
Tony Sipp	2004	33	45	Indians
Kris Harvey*	2005	5	2	Marlins
Robert Rohrbaugh	2005	30	7	Mariners
Jeff Hahn	2005	---	35	Tigers
Jason Berken	2006	---	6	Orioles
Josh Cribb*	2006	---	8	Royals
Steve Richard	2006	---	8	Mariners
Stephen Faris	2006	---	12	Padres
Drew Fiorenza	2006	45	15	Mariners

* - All-American; PDR - previous draft round prior to Clemson; DRAC - draft round after Clemson



Assistant Head Coach Tom Riginos



Tom Riginos is in his fifth year with the Tiger program as the hitting and outfielders' coach. He also carries the title of assistant head coach. Riginos (pronounced ri-JEEN-uhs), who will turn 39 on April 5, coached nine seasons as Stetson's recruiting coordinator

from 1994-02, where he also coached the hitters and outfielders. He was responsible for all aspects of the Hatter junior varsity team as well.

While at Stetson, he recruited eight classes that gained national recognition. His 2002 class included three all-state performers and three highly-rated prospects from the Central Florida area. He also recruited six All-Americans and 10 freshman All-Americans during his tenure with the Hatters.

Riginos has continued the Tigers' recent success of recruiting top talent from the state of Florida, including the unanimous 2002 National Player-of-the-Year Khalil Greene (Key West). Matt Henrie (Jupiter), a 2002 All-ACC pitcher, and 1999 All-America outfielder Patrick Boyd (Palm Harbor) were also celebrated recruits from the state of Florida. Riginos was a big reason the Tigers signed Andy D'Alessio, a 10th-round pick in 2003, along with current Tigers Stephen Clyne, David Kopp, and Marquez Smith.

In his first season as the hitting coach at Clemson in 2003, the Tigers hit .309 and sported a consistent lineup from top to bottom. All four starting infielders were named First or Second-Team All-ACC. The Tigers also led the conference in batting average (.326) in ACC regular-season games, 19 points higher than second-place Georgia Tech.

In 2004, he coached Brad McCann to one of the best offensive seasons by a Tiger in recent history when the third baseman hit .379 with 16 homers and 65 RBIs. The 2004 Tigers also hit 73 home runs and 149 doubles, and stole 77 bases.

The 2005 season saw two Tiger hitters earn All-America honors under Riginos' watch. Kris Harvey was a First-Team ABCA All-American when he hit 25 homers (tied for second most in the nation) with 70 RBIs. Taylor Harbin earned second-team All-America honors as a freshman when he hit 28 doubles (second most in the nation), 10 homers, and 63 RBIs. The consistency showed in the fact that no Tiger hit over .350, but the team still hit .305 with 76 home runs.

In 2006, Clemson was 19th in the nation in homers per game with 80 in 69 games during its ACC Championship and College World Series season. Under his tutelage, Tyler Colvin went from being undrafted out of high school to being a first-team All-American thanks to hitting .356 with 13 homers and 70 RBIs. Colvin was also the #13 overall pick of the 2006 draft. Andy D'Alessio was a first-team All-American as well after hitting 23 homers with 85 RBIs. Colvin and D'Alessio were two of five Tiger position players selected in the 2006 draft.

As hitting coach at Stetson, Riginos coached four of the top-five hitting teams in school history, including the 2001 squad that hit .324 with a school-record 78 homers. That team also was 24th nationally in batting average, 12th in slugging percentage, and 19th in home runs per game.

Riginos coached five All-Americans and five of the top hitters in Stetson history, including shortstop Kevin Nicholson, catcher Sammy Serrano, outfielder Frank Corr, and catcher Chris Westervelt. Under his guidance, all five won conference player-of-the-year honors along with multiple All-America accolades.

Nicholson was drafted by San Diego in the first round of the 1997 draft and made his Major League debut with the Padres in 2001. Serrano batted a school-record .457 in 1998 and was chosen in the second round that same year by the Giants.

Corr set school and conference records for career doubles (79), homers (53), RBIs (258), and total bases (562). He also set six single-season school records during the 2000 season when he batted .431 with 34 doubles, 18 home runs, and 98 RBIs. Westervelt had a .403 batting average with 18 homers and was a first-team Academic All-American.

Another Hatter Riginos recruited to Stetson in 2000 was third-baseman Brian Snyder, who became a first-round draft pick by the Athletics in 2003.



Assistant Head Coach Tom Riginos is in his fifth season as Clemson's hitting instructor and outfielders' coach.

Riginos is no stranger to the Tiger program and Doug Kingsmore Stadium, as Stetson visited Clemson for a three-game series in 1998.

Prior to his nine seasons at Stetson, Riginos spent two seasons as the top assistant coach and as a graduate assistant coach at Eastern Kentucky in Richmond, KY. He helped coach the Colonels to an Ohio Valley Conference second-place finish during the 1992 season while serving as the team's hitting and outfield coach. Prior to his stint at Eastern Kentucky, Riginos spent one season on the coaching staff at his high school alma mater, Countryside High School in Clearwater, FL.

Riginos was a four-year letterman for the Hatters between 1987 and 1990, and helped Stetson to three NCAA Regional appearances and three Trans America Athletic Conference championships. He played 225 games during his career and hit .279, while finishing as one of the top stolen-base leaders in Hatter history with 61. Riginos was also a team captain during the 1990 season.

The Clearwater, FL native earned his bachelor of arts degree in sports administration from Stetson in 1990. He later earned a master of science degree in physical education/sports administration from Eastern Kentucky in 1993, where he had a 3.36 GPA.

Riginos is married to the former Shaileen Kelley. The couple has twin girls, Alexandra and Grace, born November 22, 2000. Tom also has a son, Ben (19), a freshman corner infielder on the 2007 Clemson team. Riginos was born April 5, 1968 in Tampa, FL.

Leggett Comments

"Tom does a great job working with our hitters and outfielders. He is very organized, and does a great job with our hitters in terms of fundamentals, organization, and repetition. We've set several offensive records under his watch. He's an extremely hard worker and very loyal. He's dedicated to helping Clemson get back to the College World Series every year. We're extremely glad to have him on our staff."



Shaileen and Tom Riginos with twins Alexandra and Grace (6)

The Riginos File

Full Name: Thomas Anthony Riginos
Born: April 5, 1968 in Tampa, FL
Education: Bachelor of arts in sports administration at Stetson (1990); master of science in physical education/sports administration at Eastern Kentucky (1993)
Playing Experience: Four-year letterman at Stetson (1987-90)
Coaching Experience: Assistant coach at Countryside (FL) High School (1991); graduate assistant coach at Eastern Kentucky (1992,93); assistant coach at Stetson (1994-02); assistant head coach at Clemson (2003-06)
Family: Wife, Shaileen; the couple has twin girls, Alexandra and Grace (6); Tom has a son, Ben (19)

Volunteer Assistant Coach Toby Bicknell

C



Toby Bicknell is in his first season with the Tiger coaching staff in 2007. Bicknell (pronounced BIHK-nuhl) serves as volunteer coach, working primarily with infielders and hitters along with coordinating summer camps. The Charlotte, NC native lettered three times at Charlotte Christian School from 1995-97. He earned all-conference honors as a junior, and as a senior, he was an all-state, All-Mecklenberg County, and all-conference selection under Head Coach Greg Simmons. He was also the starting quarterback on the football squad as a senior.

From 1998-00, he was an assistant coach at Providence Senior High School in Charlotte. He then lettered one season (2002) at Wingate, where he played third base under Head Coach Bill Nash.

Bicknell, 28, spent two seasons (2003,04) as an assistant coach at Myers Park High School in Charlotte. The 2003 team was runnerup in the state

AAAA tournament. The 2004 team made the playoffs as well.

During his time with Myers Park High program, he coached Robert Woodard (North Carolina), who pitched a three-hit shutout against Clemson in the 2006 College World Series, Rob Wilson, who later played at Davidson, and Logan Smith, who went on to play at North Carolina-Greensboro.

Bicknell served as an assistant coach at North Carolina-Pembroke in the 2005 and 2006 seasons. The program had back-to-back 30-win seasons for the first time in history during his time with the Braves.

During the 2005 season, the North Carolina-Pembroke squad reached as high as #7 in the country in the Division II poll as an assistant under Head Coach Paul O'Neil. The season also included a three-game sweep of #4 North Florida.

Leggett Comments

"Toby was added to our staff as our volunteer coach, and we're certainly glad to have him on our team. We had him at camp the past few years and noticed him from the very beginning. His work ethic, loyalty, and knowledge of the game are outstanding. He's an extremely hard worker with a great future ahead of him in the coaching field. We're glad to have him as part of our staff this year."

The 2006 ballclub set or tied eight school records, including victories (32), batting average (.322), hits (611), doubles (106), triples (21), home runs (44), and runs scored (402). That team also finished in the top five in the conference in seven offen-

sive categories.

Six of the starters in 2006 batted .315 or better, including First-Team All-Peach Belt first-baseman Barrett Otto, who hit .378 and set the school record

The Bicknell File

Full Name: Toby Nicholas Bicknell
Born: November 15, 1978 in Houston, TX
Education: Bachelor's degree in physical education at Wingate (2002); master's degree in sports administration at North Carolina-Pembroke (2006)
Playing Experience: One-year letterman at Wingate (2002)
Coaching Experience: Assistant coach at Providence (NC) Senior High School (1998-00); assistant coach at Myers Park (NC) High School (2003,04); graduate assistant coach at North Carolina-Pembroke (2005,06)
Family: Engaged to Faith Christina Joslin of Fayetteville, GA.

for hits in a season (74). Otto along with outfielder Tripp Lockhart were both Academic All-Americans. Shortstop Jason Morales, who hit .332 in 2006, was a Coastal Plain League All-Star and won the Home Run Derby as well.

In his nine years as a coach, Bicknell has coached a total of 24 players who have gone on to play college baseball, including six ACC players and seven Southern Conference players.

Bicknell, who wears #2 at Clemson, earned his bachelor's degree in physical education at Wingate in 2002. Bicknell later earned a master's degree in sports administration at North Carolina-Pembroke in 2006. He was born November 15, 1978 in Houston, TX. He is engaged to Faith Christina Joslin of Fayetteville, GA.

Student Assistant Coach Ben Hall



Ben Hall is in his first season with the Tiger coaching staff in 2007, serving as a student coach. His duties include working hitters and infielders. The Ormond Beach, FL native starred at Seabreeze Senior High for four years (1999-02). As a freshman in 2003 at

Stetson, he hit .321 in 48 games and was named to the Atlantic Sun Conference All-Freshman team.

Hall transferred to Daytona Beach (FL) Community College, where he played one season (2004). He also played for New Market (VA) in the Valley League in the summer of 2004.

As a junior at Clemson in 2005, he hit .319 with five doubles, a triple, homer, and nine RBIs in 47 at-bats and 37 games. He was the team's top pinch-hitter, going 11-for-30 (.367) in that role. At Maryland in the first game of a doubleheader on March 26, he made a leaping, game-saving catch at second base in the 10th inning with the bases loaded, two outs,

The Hall File

Full Name: Benjamin David Hall
Born: August 9, 1983 in Johnson City, TN
Education: Senior student at Clemson...scheduled to graduate in May, 2007 with a degree in sport management
Playing Experience: One-year letterman at Stetson (2003); one-year letterman at Daytona Beach (FL) Community College (2004); two-year letterman at Clemson (2005,06)
Family: Single

and the score tied. Clemson went on to win 6-4 in 13 innings. That summer, he played for Daytona in the Florida Collegiate Summer League.

As a senior in 2006, he hit .226 with two doubles, two homers, and nine RBIs in 41 games as the top pinch-hitter off the bench. His best game of the season was against #22 Wake Forest on May 18. He came off the bench and went 3-for-4 with a homer, double, and three RBIs. A week later, he hit a pinch-hit, walkoff single through the left side in

Leggett Comments

"Ben was an outstanding player for us the past two seasons. He was a great clutch player. He has a lot of baseball instincts and savvy. He will turn into a great coach, and we're glad to give him some of that seasoning and experience at Clemson as a student coach. He knows the system and what is expected. He knows how to get to Omaha because he's played there. He will make a great contribution to our team."

the ninth inning to give the Tigers a 3-2 victory over #7 Georgia Tech in the ACC Tournament.

In his two-year career at Clemson, which saw him earn two letters, he was 29-for-109 (.266) with



Ben Hall is serving as Clemson's student assistant coach in 2007. He lettered twice as an infielder for the Tigers in 2005,06.

three home runs and 18 RBIs in 78 games (11 starts). He was also a member of two NCAA Tournament teams and played in the College World Series.

Hall, 23, was a member of the All-ACC Academic team in 2006 and was a two-time member of the ACC Academic Honor Roll. He is on schedule to graduate from Clemson with a degree in sport management in May, 2007.

Hall, who wore #16 as a player at Clemson and wears the same number as a student coach, was born August 9, 1983 in Johnson City, TN.

2007 CLEMSON BASEBALL



Director of Baseball Operations Denny Oughton



Denny Oughton is in his second season with the program, serving as the director of baseball operations. The native of Puyallup, WA has years of experience at the high school and junior college level as a coach. Oughton, who will turn 40 when Clemson plays host to Western Carolina on March 28, played shortstop for two seasons (1993,94) at Pacific Lutheran in Tacoma, WA. Prior to his two seasons with the Lute program, he played two years at Pierce College in Tacoma.

After his playing days, Oughton was an assistant coach at his high school alma mater, Rogers High School in Puyallup, WA, for three seasons (1993-95). In his first season (1993) with the Ram program, he helped lead Rogers

High School to the Final Four of the state tournament in Washington's highest classification. In all three years with the Rams, they finished in the top 10 in the state tournament. They also had a com-

bined record of 51-14 during his tenure at Rogers High.

After two years (1996,97) as an assistant varsity coach and head junior varsity coach at Puyallup High School, he served as head coach at Pierce College (1998) and Green River Community College (1999-01). In three seasons at Green River Community College, he coached 12 players who earned all-conference honors.

From 2001-03, Oughton was the head coach of Athletes in Action Central America Tour. There, he coached in 14 different countries in Central and South America. In July of 2002, he coached against the Nicaraguan National Team, coached by former Major League star righthander Dennis Martinez, in Managua.

He has also been head coach of several summer league teams. In

1996 with the Rainier Baseball Academy, he led his team to the AAU Pacific Northwest region championship and coached in the Junior Olympics in New Orleans, LA. That squad had six players that went on to play baseball at

the Division I level. He was also head coach of Hurricane Baseball Academy (2003) and Rainier Baseball Club (2004). The Hurricane team finished in seventh place out of 64 teams in the USABF World

Leggett Comments

"Denny is our director of baseball operations who is in his second season. He provides a valuable support system for our baseball program. He does a tremendous job in helping us with our organization and keeping us on task. He fulfills many roles. He's loyal and hard working. He has baseball knowledge about how the program is run. We're glad to have him on our staff."

The Oughton File

Full Name: Dennis Allen Oughton, Jr.
Born: March 28, 1967 in Lakewood, WA
Education: Bachelor of arts degree in physical education at Pacific Lutheran (1995)...master's degree in educational leadership at Clemson (2006)
Playing Experience: Two-year player at Pierce College (1991,92)...two-year player at Pacific Lutheran (1993,94)
Coaching Experience: Assistant coach at Rogers (WA) High School (1993-95)...assistant coach at Puyallup (WA) High School (1996,97)...head coach of Rainier Baseball (AAU) Academy (1996)...head coach at Pierce College (1998)...head coach at Green River Community College (1999-01)...head coach of Athletes in Action Central America Tour (2001-03)...head coach of Hurricane Baseball Academy (2003)...head coach of Rainier (WA) Baseball Club (2004)
Family: Single

Series in San Diego, CA, while the Rainier Baseball Club had a 64-8 record.

Oughton, who wears #51, is from the same state (Washington) that has sent 10 players to Clemson since the 2000 season, including current Tiger Alex Burg (C/OF). In his first season at Clemson, his services were valuable during the Tigers' trip to the 2006 College World Series.

Oughton received a bachelor of arts degree from Pacific Lutheran in 1995. He earned a master's degree in educational leadership at Clemson in 2006 with a 3.85 GPA. Oughton was born March 28, 1967 in Lakewood, WA and is single.

Support Staff



Roberta Balliet
Administrative Assistant

Roberta Balliet is in her sixth year in the Clemson Athletic Department. She serves as administrative assistant for six sports, coordinates the Tiger Bat Girls, and is the housing coordinator for the athletic department.

Balliet, a native of Muncy, PA, served as an assistant in the athletic department at Muncy High, where she was head coach of the cheerleaders for many years. Her squads won numerous awards, locally, regionally, state-wide, and nationally. She also served as game manager for women's basketball and scorekeeper for men's basketball. She served as coach for the summer swim team as well.

Balliet owned and operated a Bed & Breakfast for several years. She served as President of the Muncy Area Chamber of Commerce, and as a member of the Board of Directors of the Lycoming County Chamber of Commerce and the Muncy Business Association.

Balliet graduated from Muncy High School, where she was a cheerleader and member of the swim team. After graduation, she studied in Sweden, where she graduated from Kunghogskolan in humanities.

She is a widow and mother of two sons, Andy (Clemson '98 (deceased)) and Keith (35), and daughter-in-law Corina (33). Balliet is also a grandmother of two, Luke (5) and Ava (2).



Bobby Douglas
Director of Academic Services

Bobby Douglas, a native of South Toms River, NJ, has worked in the Clemson Athletic Department for the past 28 years, including the last 16 with the Student-Athlete Enrichment

Programs in Vickery Hall. During the past 16 years, Douglas has served in many capacities with regards to his primary role as an academic advisor for the Student-Athlete Enrichment Programs.

Douglas, who served as the interim director for the Student-Athlete Enrichment Programs in 2002-03, was named Director of Academic Services for Student-Athletes in 2004. He is responsible for coordinating academic support for all of Clemson's student-athletes.

Douglas coordinates NCAA eligibility and oversees the Vickery Hall portion of the transfer process for all student-athletes. He also serves on the campus academic advising committee.

Douglas has the responsibility of academic advisor for the men's soccer team, a position he has held for 16 years. He is in his second season advising the Tiger baseball squad. He was a prime reason Clemson had a league-high seven members on the 2006 All-ACC Academic team.

Douglas received both his bachelor of science and master's degrees from Clemson. He is married to the former Ann Skelton of Clemson, and they have two children, Mary and John.



Brian Hennessy
Associate SID

Brian Hennessy is in his sixth year as an associate sports information director at Clemson. The Clemson native previously worked as a student and graduate assistant in the sports information office for six years (1995-00).

Hennessy is responsible for all sports information operations for baseball and is the secondary contact for football. He has written and edited the baseball guide (1998-00,03-07) and football guide (2002-06). He has received numerous honors from CoSIDA, including a #2 national ranking for his 2005 baseball guide and a #4 national ranking for his 2000 baseball guide. The 2005 baseball media guide cover was also rated best in the nation.

Hennessy, who also has been responsible for layout and editing of the football gameday programs since 2002, teamed with Tim Bourret to rank in the top-five in the country for both the program series and football media guide in 2002 and 2003.

Hennessy, 31, also worked as an engineer in Houston, TX from 2001-02, working for Kimley-Horn & Associates along with R.G. Miller Engineers.

He graduated from Clemson with a bachelor's degree in civil engineering ('98) and later received a master's degree in transportation engineering ('00). He also graduated from Daniel High School ('94), where he played baseball and basketball. Hennessy, born January 6, 1976 in Woodbury, NJ, is single.

Tiger Bat Girls

C



Callie Baxley
So. • Columbia, SC



Anna Bruce
Sr. • Anderson, SC



Alex Ellenburg
Jr. • Greenville, SC



Lindsey Hammond
Sr. • Anderson, SC



Kelly McCracken
Sr. • Seneca, SC



Sarah Mirza
Sr. • Glenview, IL



Amber Sargent
So. • Easley, SC



Lindsay Schumpert
So. • Newberry, SC



Kristine Soto
So. • Marietta, GA



Lauren Tabor
Sr. • Lawrenceville, GA



Traci Thompson
Jr. • Boiling Springs, SC



Lori Anna Varnadoe
Sr. • Ehrhardt, SC

Clemson Tiger Sports Network

Clemson Baseball will be broadcast over the airways in 2007 thanks to **Don Munson**, **Bob Mahony**, **Dan Scott**, and the Clemson Tiger Sports Network. The official Clemson sports network has broadcast a regular-season baseball package since 1991 and postseason games since the mid 1970s.

The Clemson Tiger Sports Network will broadcast 36 regular-season games this season. It will broadcast all 30 ACC games, the four games against South Carolina, and both games against Georgia. The network will also broadcast all postseason contests.

The broadcasts will begin 15 minutes prior to the start of each game, and will have comments and strategies from Head Coach **Jack Leggett**.

Additionally, WCCP-FM (104.9) in Clemson will broadcast the other 20 regular-season games. **Scott** will handle the play-by-play duties. For a complete list of games on the radio, see page 1.



Don Munson Play-By-Play Announcer

Don Munson, play-by-play announcer, is in his fourth year with Tiger baseball. Munson re-joined the network in 2003 after serving for several years as network host in the mid-to-late 1990s. He has also served as the play-by-play announcer for Appalachian State and UNC Asheville basketball, while also calling Western Carolina football and basketball games.

Munson (45) was the sports director at WATA-AM in Boone, NC from 1984-87, and was later the sports director at WHKP-AM in Hendersonville, NC. He is currently the play-by-play announcer for Lady Tiger basketball. The 1984 Appalachian State graduate is married to the former Elizabeth Ann Justus. The couple has a daughter Michelle (15).

CTSN Baseball Affiliates

City	Station	Frequency
Charleston, SC	WQSC	1340 AM
Clemson, SC	WCCP	104.9 FM
Clinton, SC	WPCC*	1410 AM
Columbia, SC	WZMJ	93.1 FM
Gaffney, SC	WAGI*	105.3 FM
Greenwood, SC	WHZQ*	94.1 FM
Hartsville, SC	WHSC	1450 AM
Newberry, SC	WKDK*	1240 AM

* - airs partial schedule; Note: Flagship station in **bold**.

CTSN Contact Information

All correspondence concerning network clearances, advertising, and formatting should be directed to **Robert Gahagan** via phone at (864) 654-5544.



Don Munson

Bob Mahony



















Don Munson

Dan Scott



Radio/Television Roster



Andy D'Alessio, 1 B

2007 Co-Captain

2007 Preseason First-Team All-American

2006 First-Team All-American





#33 William Bond

LHP • R-L • 5-10 • 180 • *So. • SQ

Lawrenceville, Georgia
Greater Atlanta Christian School



In his third year in the Clemson program, but has yet to appear in a game on the mound in a Tiger uniform...has been limited by an arm injury the past two seasons...one of 14 Tigers from the Atlanta area to don the orange and white under Head Coach Jack Leggett...will compete for innings out of the bullpen in the 2007 season.

Head Coach Jack Leggett on Bond

"William is coming off an arm injury and is making great progress. He was a lot stronger in the fall despite a couple of setbacks. As soon as he gets his rhythm and his endurance back along with a feel for his pitches like he had when he came to Clemson, he will make a significant contribution. We're looking for him to get healthy and hopefully be in the mix."

2006 (Red-Shirt Freshman)

Missed the season due to an arm injury, as recovered from "Tommy John" surgery.

2005 (Freshman)

Red-shirted...played for Keene in the NECBL during the summer, where he had an 0-0 record with an 0.93 ERA in 9.2 innings pitched (four relief appearances).

Before Clemson

Lettered four times in baseball at Greater Atlanta Christian School, where he was coached by Cliff Shelton...threw a school-record four no-hitters and five one-hitters...member of the state runnerup team as a junior at Greater Atlanta Christian School...from the same high school that sent former four-year starter and punter Cole Chason (2003-06) to Clemson.

Personal

Member of the ACC Academic Honor Roll in 2005-06...major is marketing...born William Alan Bond on Dec. 12, 1985 in Columbia, SC.

Atlanta-Area Tigers

Since **Jack Leggett** was named head coach at Clemson prior to the 1994 season, 14 players (including 2007 freshman **Ben Paulsen**) from the Atlanta, GA area have suited up for the Tigers. Major Leaguers **Kris Benson** and **Shane Monahan** are two of those 14. Atlanta is a hot-bed of baseball talent, and **Leggett**, Recruiting Coordinator **Kevin O'Sullivan**, and the rest of the coaching staff have always made the area a priority in recruiting. Two Tigers, **William Bond** (LHP) and **Paulsen** (1B/3B), are players on this year's team from the Atlanta area.

Atlanta Tigers (1994-07)

Player	Pos.	Year(s)	High School
Andy Taulbee	RHP	1992-94	Redan
Jeff Keppen	RHP	1993,94	Central Gwinnett
Shane Monahan	OF	1993-95	Wheeler
Mark Watson	LHP	1994,95	Marist
Kris Benson	RHP	1994-96	Sprayberry
James Harris	SS/2B	1997	Cartersville
Chad Bendinelli	RHP	2000-02	Lassiter
Jarrod Schmidt	OF/RHP/1B	2000-02	Lassiter
Pat Clayton	RHP	2003	Walton
Brad McCann	3B	2003,04	Duluth
John Ingram	INF/OF	2003-06	Chattahoochee
Drew Fiorenza	RHP	2005,06	Woodward
William Bond	LHP	2005-07	Greater Atlanta Christian
Ben Paulsen	1B/3B	2007	Kell



#12 Wilson Boyd

OF • L-L • 5-9 • 175 • *Fr. • RS

Hickory, North Carolina
Hickory High School



Promising and speedy red-shirt freshman who will compete for a starting outfield spot...despite his stature, he has shown flashes of power during preseason practices...showed improvement at the plate during his red-shirt season.

Head Coach Jack Leggett on Boyd

"Wilson has a chance to be a good player this season. He spent the 2006 season red-shirting, and I think he has improved a great deal in terms of his strength. His swing is very sound and showed that during fall practice. He has an accurate arm, and I think he's a player that is going to be a factor during this spring and one who makes a significant contribution to the team."

2006 (Freshman)

Red-shirted...played for Thomasville in the Coastal Plain League during the summer, where he hit a team-best .324 with four home runs, 31 RBIs, 37 runs scored, 24 walks, and seven stolen bases

against only 17 strikeouts in 48 games (46 starts); he helped lead the team to the league championship by going 8-for-21 (.381) in the Pettit Cup Tournament.

Before Clemson

Named a Louisville Slugger All-American as a senior at Hickory High School...all-state selection during his junior and senior seasons...all-region selection as a sophomore, junior, and senior...earned all-conference honors during his freshman, sophomore, junior, and senior seasons...played in the North Carolina-South Carolina All-Star game...named MVP of the Senior Games as a senior...had a career batting average of .438...lettered four times in baseball and once in football at Hickory High School, where he was coached by David Craft.

Personal

Majoring in pre-business...born Wilson Andrew Boyd on Dec. 28, 1986 in Charlotte, NC.





#13 Alex Burg

C/OF • R-R • 5-11 • 205 • So. • 1VL

Des Moines, Washington
Mount Rainier High School



Began his freshman season in 2006 solely as a catcher, but saw time at first base and in the outfield in late innings of games...will compete for the starting catcher position in 2007, but has the versatility to play in the outfield and infield...has good power and is agile behind the plate...saw limited action in the fall due to a leg injury...one of two Tigers from the West Coast on the 2007 team, joining Daniel Moskos of Alta Loma, CA.

Burg's Career Highs

Runs	2	Wake Forest	5/18/06
Hits	2	Mercer	(2)2/26/06
Doubles	1	many (3)	-----
Homers	1	Wake Forest	5/18/06
RBIs	3	Wake Forest	5/18/06
Walks	2	many (2)	-----
Steals	1	Elon	3/22/06

2006 (Freshman)

Batted .219 (7-for-32) with three doubles, a home run, and eight RBIs in 25 games (two starts, both as the designated hitter); Clemson won both those games that he started at DH...totaled 32 at-bats, second-most on the team among freshmen behind D.J. Mitchell, who had 90 at-bats...had 26 at-bats off the bench, second-most on the team behind Ben Hall (38)...hit .333 with runners in scoring position and .294 with runners on base...hit .273 with a .636 slugging percentage in 10 night games off the bench...hit .261

with three doubles, a homer, and seven RBIs in 23 at-bats (17 games) at home...was 3-for-7 (.429) with a home run and five RBIs batting in the #7 spot in the batting order...had two two-hit games and one three-hit game...was successful on his only stolen-base attempt...had 11 putouts, including seven at catcher, two at first base, and two in the outfield, without committing an error...opponents did not attempt a stolen base against him...had his first career hit that scored a run and added an RBI double in the second game of a doubleheader against Mercer on Feb. 26; it was his first career start...hit a pinch-hit, two-run double against Maryland on Apr. 9...hit a pinch-hit double against Wofford on Apr. 26...hit a pinch-hit single against Virginia Tech on Apr. 29...came off the bench and had a single and an RBI in the second game of a doubleheader at Duke on May 8...came off the bench and went 1-for-2 with two runs scored and his first career home run, a three-run shot, against #22 Wake Forest on May 18...played in two ACC Tournament games and one NCAA Tournament game (against Elon on Jun. 3)...played for Keene in the NECBL in the summer, where he hit .203 with four home runs and 10 RBIs in 23 games (22 starts).

Before Clemson

State player-of-the-year and league MVP as a senior at Mount Rainier High School...first-team all-state as a senior...first-team all-league catcher and pitcher as a junior and senior...his team made the state playoffs four times...lettered three times in baseball at Mount Rainier High, where he was coached by Darren Rawie.



Personal

Majoring in pre-business...born Alexander Musashi Burg on Aug. 9, 1987 in Seattle, WA.

West Coast Connection

Since **Nick Glaser** and **Ryan Riley** came to Clemson from the state of Washington in 2000, the Tigers have seen an influx of players from the West Coast. A total of 15 players from Washington and California have traveled across the country to don a Tiger uniform in the last eight seasons.

West Coast Tigers (2000-07)

Player	Pos.	Year(s)	Hometown
Nick Glaser	RHP	2000,01	Wishkah, WA
Ryan Riley	2B/SS	2000,01	Seattle, WA
Josh Cram	RHP	2001	Edmonds, WA
Rob Ellis	LHP	2001	Lafayette, CA
Chad Coder	OF	2001,02	Redmond, WA
Aaron Trolia	RHP	2003	Tacoma, WA
Brady Everett	C	2003,04	Des Moines, WA
Bryan Yates	INF	2004	Sammamish, WA
Jesse Ferguson	OF	2004,05	Redmond, WA
Travis Storrer	OF/2B	2004-06	Mount Vernon, WA
Jorge Andrade, Jr.	INF	2005	San Diego, CA
Sean Clark	RHP	2005,06	Los Angeles, CA
Jameson Smith	INF/C	2006	Fresno, CA
Daniel Moskos	LHP	2005-07	Alta Loma, CA
Alex Burg	C	2006,07	Des Moines, WA



Burg's Career Stats

Overall																							
Year	Avg	GP-GS	AB	R	H	2B	3B	HR	RBI	TB	Slg%	BB	HP	SO	GDP	OB%	SF	SH	SB	PO	A	E	Fld%
2006	.219	25-2	32	5	7	3	0	1	8	13	.406	2	1	7	0	.286	0	0	1-1	11	0	0	1.000
ACC Regular Season																							
Year	Avg	GP-GS	AB	R	H	2B	3B	HR	RBI	TB	Slg%	BB	HP	SO	GDP	OB%	SF	SH	SB	PO	A	E	Fld%
2006	.222	12-0	18	3	4	1	0	1	6	8	.444	1	0	4	0	.263	0	0	0-0	10	0	0	1.000





#8 Brad Chalk

OF • L-L • 6-0 • 180 • Jr. • 2VL

Greer, South Carolina
Riverside High School



Preseason first-team All-America pick by **Baseball America**...preseason first-team All-ACC by **Baseball America** and **SEBaseball.com**...#8 prospect in the ACC for the 2007 draft by **Baseball America**...#1 strikezone discipline and #1 baserunner in the ACC in the pre-season by **Baseball America**...has beaten out many infield hits as a prototypical "slap" hitter...has a .352 batting average and .463 on-base percentage in two years at Clemson (132 games and 122 starts)...has 75 walks and 17 hit-by-pitches against only 40 strikeouts...has 36 career sacrifice bunts, most in Clemson history, and 20 career bunt singles...has the two-highest, single-season sacrifice bunt totals in Tiger history...has stolen 23 bases in 28 attempts in his career...has a good arm (nine career outfield assists)...a career .472 hitter with a .587 on-base percentage in nine ACC Tourney starts.

Head Coach Jack Leggett on Chalk

"I think Brad is the premier centerfielder in the country. He has an outstanding arm, great feet, and great abilities in the outfield to track the ball down. Offensively, he puts the ball in play and has a great feel for the bunt game. He's a run-producer and a player that stirs up our offense. The way I see it, as he goes, we go."

Chalk's Career Highs

Runs	4	Maryland	3/25/05
Hits	3	many (10)	-----
Doubles	2	Duke	4/9/05
Homers	0	-----	-----
RBIs	2	many (7)	-----
Walks	3	many (3)	-----
Steals	1	many (23)	-----

2006 (Sophomore)

All-ACC Academic team member...received the Tiger Baseball Award, given for outstanding leadership on the team...honored at the College World Series' pre-tourney banquet for having the team's best GPA...hit .353 with 67 runs scored and 18 stolen bases in 19 attempts in 68 games (all starts in centerfield)...played all 68 games in the #2 spot in the batting order...had a .467 on-base percentage thanks to 41 walks and 11 hit-by-pitches against only 21 strikeouts...had a school-record 21 sacrifice bunts, besting the same mark he set as a freshman

when he had 15...led the team in runs scored, walks, hit-by-pitches, on-base percentage, and sacrifice bunts...second in the nation in sacrifice bunts, behind only Ben Orloff (California-Irvine), who had 26...led the ACC in sacrifice bunts, tied for seventh in triples, and tied for seventh in walks...had a team-high 10 bunt singles...hit a team-best .358 with a .456 on-base percentage and 11 steals in 11 attempts in 30 ACC regular-season starts...hit a team-best .371 at home...hit a team-best .381 with a .504 on-base percentage with runners on base...reached base a team-high 47 percent of the time when leading off an inning...hit a team-best .408 with a .532 on-base percentage and four stolen bases in the postseason...had 26 multi-hit games, second-most on the team...had a 10-game hitting streak from April to May and ended the season on a 16-game hitting streak...hit safely in 26 of the last 27 games and reached base via a hit or walk in each of the last 27 games...named to the All-ACC Tournament team after going 9-for-19 (.474) with eight runs scored, two doubles, a triple, five RBIs, five walks, three hit-by-pitches, a .630 on-base percentage, and three steals; therefore he reached base 17 times; the .474 batting average was best on the team...named to the Clemson Regional All-Tourney team after going 5-for-10...had a triple

and threw out the potential tying run at second base to end the game against #12 N.C. State on Mar. 25...had the game-winning, RBI single in the seventh inning at #1 South Carolina on Apr. 5...reached base four times, including once on a double, twice by walk, and once on a hit-by-pitch, and scored two runs against #7 South Carolina on Apr. 12...went 2-for-6 with three runs scored and two RBIs against #22 Wake Forest on May 18...went 2-for-3 with two runs scored and two walks against #22 Wake Forest on May 20; he had two hits in each of the three games of the series...went 3-for-4 with a double, two walks, two runs scored, two RBIs, and a stolen base in the first game of a doubleheader against #7 Georgia Tech in the ACC Tournament on May 27...played



for Falmouth in the Cape Cod League in the summer, where he hit .305 with six steals in 36 games; he also pitched a scoreless inning in relief.

2005 (Freshman)

Freshman All-American according to **Collegiate Baseball**...hit .350 with a .458 on-base percentage (both team-bests) in 64 games (54 starts, all in centerfield)...scored 46 runs and walked 34 times with six hit-by-pitches and 19 strikeouts...had a 13-game hitting streak in May...hit a team-best .375 away from home...had 22 multi-hit games...had 15 sacrifice bunts, tied for 11th-most in the nation...had a team-high 10 bunt singles...had five outfield assists...went 3-for-4 with four runs scored at Maryland on Mar. 25; in the three-game series, he was 7-for-11 (.636)...went 3-for-4 with a double and two runs scored against #4 South Carolina on Apr. 13...had two hits in each of the four ACC Tourney games from May 25-28...played for Wilmington in the Coastal Plain League in the summer, where he hit .283 with 10 steals in 138 at-bats (35 games).

Before Clemson

Lettered four times in baseball at Riverside High, where he was coached by Chris Bates...named the 2004 South Carolina Gatorade Player-of-the-Year...All-American by **Collegiate Baseball**...three-time all-state and four-time all-region pick...member of the South Carolina Select team...played on two state title teams and four region title squads.

Personal

Two-time member of the ACC Academic Honor Roll...majoring in sport management...born Bradley William Chalk on Jan. 20, 1986 in Spartanburg, SC.

Chalk's Career Stats

Overall																			
Year	Avg	GP-GS	AB	R	H	2B	3B	HR	RBI	TB	Sig%	BB	HP	SO	GDP	OB%	SF	SH	SB
2005	.350	64-54	200	46	70	7	0	0	11	77	.385	34	6	19	2	.458	0	15	5-9
2006	.353	68-68	238	67	84	9	4	0	20	101	.424	41	11	21	2	.467	1	21	18-19
Totals	.352	132-122	438	113	154	16	4	0	31	178	.406	75	17	40	4	.463	1	36	23-28
ACC Regular Season																			
Year	Avg	GP-GS	AB	R	H	2B	3B	HR	RBI	TB	Sig%	BB	HP	SO	GDP	OB%	SF	SH	SB
2005	.346	30-27	104	27	36	5	0	0	6	41	.394	15	4	7	1	.447	0	8	1-3
2006	.358	30-30	106	35	38	2	2	0	8	44	.415	14	5	12	1	.456	0	9	11-11
Totals	.352	60-57	210	62	74	7	2	0	14	85	.405	29	9	19	2	.452	0	17	12-14
Year	Avg	GP-GS	AB	R	H	2B	3B	HR	RBI	TB	Sig%	BB	HP	SO	GDP	OB%	SF	SH	SB
2005	.346	30-27	104	27	36	5	0	0	6	41	.394	15	4	7	1	.447	0	8	1-3
2006	.358	30-30	106	35	38	2	2	0	8	44	.415	14	5	12	1	.456	0	9	11-11
Totals	.352	60-57	210	62	74	7	2	0	14	85	.405	29	9	19	2	.452	0	17	12-14



#36 Stephen Clyne

RHP • R-R • 6-1 • 205 • *Sr. • 2VL

Parkland, Florida
American Heritage School



Only player on the 2007 team who is in his fifth season as a Tiger...has a sharp-breaking curveball...has a 3-1 record, 3.06 ERA, and two saves in 35 career relief appearances (53.0 innings pitched) over two seasons...has a .231 career opponents' batting average...has not thrown a wild pitch and allowed just one home run in his career...has 56 career strikeouts against only 16 walks, good for a 3.5 strikeout-to-walk ratio.

Head Coach Jack Leggett on Clyne

"Stephen is a senior righthanded pitcher who's been around for a while. He has a strong arm and a good slider. He just needs to develop that consistency so we know what we can count on from him. He has improved a great deal from last year, and I think he can make a significant contribution to the success of this team if he continues to work hard."

2006 (Red-Shirt Junior)

Had a 1-1 record along with a 2.59 ERA in 16 appearances (24.1 innings pitched) as a middle reliever...only allowed 17 hits (one homer) and had a team-best .191 opponents' batting average...had 26 strikeouts against five walks (5.2 strikeout-to-walk ratio)...the only Tiger with at least 3.0 innings pitched who did not throw a wild pitch...held lefthanded batters to a team-best .176 batting average...held opponents to a team-best .171 batting average with runners on base...threw 28 groundball outs compared to 16 flyball outs...had a 1.69 ERA, .158 opponents' batting average, and 21 strikeouts against two walks in 10 appearances at home...had an 0.87 ERA in 10.1 innings pitched against top-25 ranked teams...after allowing two runs against Maryland on Apr. 9, he pitched 15.1 innings in his final eight relief appearances, and allowed just 10 hits (nine singles and one double), no runs, and two walks with 15 strikeouts...pitched 2.0 perfect innings in relief with two strikeouts to earn the win

against William & Mary on Mar. 8...pitched 1.1 hitless innings, allowing no earned runs and no walks with two strikeouts against Western Carolina on Apr. 4...pitched 2.0 scoreless innings of one-hit ball at #10 Georgia Tech on Apr. 16...pitched the final 1.1 innings without allowing a run or walk and struck out three against Virginia Tech on Apr. 28...pitched 3.0 innings in relief, allowing one hit, no runs, and no walks with four strikeouts in the second game of a doubleheader at Duke on May 8...pitched 1.1 scoreless and hitless innings in relief with two strikeouts against #13 Florida State on May 12...pitched 2.1 scoreless innings in relief, allowing one hit and no walks with three strikeouts against #22 Wake Forest on May 20...pitched 2.1 scoreless innings of two-hit ball in relief in the first game of a doubleheader against #7 Georgia Tech in the ACC Tournament on May 27...played for Thomasville in the Coastal Plain League in the summer, where he was 2-1 with a 2.22 ERA in 28.1 innings pitched over six appearances (four starts); he also allowed only 19 hits (16 singles, three doubles) and nine walks

with 29 strikeouts; in game one of the Pettitt Cup, he threw a shutout to eliminate Edenton, the two-time defending champion, by allowing just three hits and one walk along with seven strikeouts.

Clyne's Career Highs

Total IP	4.0	N.C. State	4/22/05
Scoreless IP	3.0	Duke	(2)5/8/06
Hits	6	many (2)	-----
Runs	4	Virginia	3/18/06
Earned Runs	4	Virginia	3/18/06
Walks	3	N.C. State	4/22/05
Strikeouts	7	N.C. State	4/22/05

2005 (Red-Shirt Sophomore)

Had a 2-0 record with a 3.45 ERA and two saves in 19 relief appearances (28.2 innings pitched)...struck out 30 against 11 walks (three intentional)...did not allow a homer or wild pitch...only allowed five of 18 inherited runners to score...finished the game in 15 (team-high) of his 19 appearances...in his first career outing, he pitched 2.1 perfect innings in relief with three strikeouts against East Carolina at Myrtle Beach, SC on Feb. 20...retired all three batters on strikeouts to record his first career save against #18 California-Irvine on Feb. 25...retired all four batters, including two on strikeouts, against #9 North Carolina on Mar. 18...pitched the final 2.1 innings without allowing a baserunner and struck out two at Old

Dominion on Mar. 23...earned his first career win in a relief role against Duke on Apr. 10...struck out seven in 4.0 innings pitched in relief at N.C. State on Apr. 22...pitched 3.0 innings with four strikeouts to record the save against Elon on Apr. 26...earned the win in relief by retiring the only batter he faced against #6 Georgia Tech on Apr. 30...pitched 2.0 scoreless innings in relief against North Carolina A&T in the Clemson Regional on Jun. 3...pitched 1.2 scoreless and hitless innings in relief at #6 Baylor in the Waco Super Regional on Jun. 12.

2004 (Red-Shirt Freshman)

Entered the season coming off "Tommy John" surgery and did not appear in any games.

2003 (Freshman)

Red-shirted...played for Florence in the Coastal Plain League in the summer.

Before Clemson

Set the American Heritage School record for career wins (21) and season ERA (0.34)...player-of-the-year for A, AA, and AAA as a senior...AAA all-state as a senior...led his team to the state finals, and set school season records for wins (11) and ERA (0.34)...Team One Showcase member as a junior...all-county and AAA all-state pick as a junior...had 10 victories along with a 1.00 ERA as a junior...member of the state runnerup team as a freshman, where he pitched a perfect game...lettered three times in baseball and twice in football...coached by Todd Fitzgerald.

Personal

Majoring in management...born Stephen Patrick Clyne on Sept. 22, 1984 in Fort Lauderdale, FL.

Clyne's Career Stats

Overall																						
Year	ERA	W-L	APP	GS	CG	SHO/CBO	SV	IP	H	R	ER	BB	SO	AB	O/BA	WP	HBP	BK	PO	A	E	Fld%
2005	3.45	2-0	19	0	0	0/1	2	28.2	29	13	11	11	30	110	.264	0	3	1	1	5	0	1.000
2006	2.59	1-1	16	0	0	0/1	0	24.1	17	8	7	5	26	89	.191	0	3	0	0	3	0	1.000
Totals	3.06	3-1	35	0	0	0/2	2	53.0	46	21	18	16	56	199	.231	0	6	1	1	8	0	1.000

ACC Regular Season																						
Year	ERA	W-L	APP	GS	CG	SHO/CBO	SV	IP	H	R	ER	BB	SO	AB	O/BA	WP	HBP	BK	PO	A	E	Fld%
2005	4.61	2-0	9	0	0	0/1	0	13.2	18	9	7	6	14	57	.316	0	3	0	0	3	0	1.000
2006	4.63	0-0	8	0	0	0/1	0	11.2	10	6	6	4	14	45	.222	0	1	0	0	1	0	1.000
Totals	4.62	2-0	17	0	0	0/2	0	25.1	28	15	13	10	28	102	.275	0	4	0	0	4	0	1.000





#24 Andy D'Alessio

1B • L-R • 6-4 • 220 • Sr. • 3VL

Naples, Florida
Barron Collier High School



Team co-captain in 2007...named to the Wallace Award Watch List in the preseason...preseason first-team All-American by NCBWA and **Collegiate Baseball**...preseason second-team All-American by **Rivals.com**...only three-time letterman on the team...has a .991 career fielding percentage...a career .306 hitter with 39 doubles, 42 homers (ninth-most in Tiger history), and 167 RBIs in 194 games...hitting .339 with a .474 on-base percentage, eight doubles, five homers, and 16 RBIs in 19 career NCAA Tourney starts...is 16-for-26 (.615) with four home runs and 48 RBIs with the bases loaded...has eight career two-homer games.

Head Coach Jack Leggett on D'Alessio

"Andy is a preseason All-American and has a chance to be one of the better defensive first-basemen we've had. Offensively, he's clutch and hits with men on base. He gives us power that we need out of a first-baseman. He can take this team to another level as one of our captains. We're excited that he came back to school."

2006 (Junior)

Drafted in the 10th round by the Dodgers in June...semifinalist for the Dick Howser Trophy and Brooks Wallace Award...first-team All-American by NCBWA and College Baseball Foundation...second-team All-American according to ABCA...third-team All-American according to **Baseball America** and **Collegiate Baseball**...first-team All-Atlantic Region pick by ABCA...First-Team All-ACC selection...hit .312 with 15 doubles, 23 homers, and 85 RBIs in 69 starts...his 23 homers were tied for seventh-most and his 85 RBIs were third-most in a season in Tiger history...tied for second in the nation in homers...led the ACC in homers and led the nation in RBIs...had a school-record six two-homer games...Clemson had a 16-1 record in games he homered...hit .327 with

13 homers and 39 RBIs in ACC regular-season games...was 8-for-11 (.727) with two doubles, two homers, and 23 RBIs with the bases loaded...had 26 multi-RBI games...committed only three errors (.995 fielding percentage)...named National and ACC Player-of-the-Week twice...had a 13-game hitting streak from March to April...named to the Clemson Regional All-Tournament team after going 4-for-9 with two homers, and five RBIs...totaled two doubles, three homers, and 10 RBIs in eight NCAA Tourney games...went 3-for-5 with two homers at #19 Georgia on Mar. 28...named national player-of-the-Week by NCBWA and **Collegiate Baseball**, and ACC Player-of-the-Week after he was 11-for-21 (.524) with four homers, four doubles, and 16 RBIs in five games from Mar. 28 to Apr. 2...hit a grand slam with five RBIs against Maryland on Apr. 9...hit two solo homers in the first game of a doubleheader at Duke on May 8...hit two homers with three RBIs at Duke on May 9; he hit four home runs in the series...national player-of-the-week by **Collegiate Baseball** and ACC Player-of-the-Week after going

9-for-20 with five homers and nine RBIs in six games from May 8-14...hit two homers against #22 Wake Forest on May 18...went 3-for-3 with two homers, a double, three RBIs, and two walks against Elon in the Clemson Regional

on Jun. 3; he and Taylor Harbin became the first pair of Tigers in history to hit back-to-back homers twice in a game...went 2-for-3 with a three-run homer in the eighth inning to give Clemson the lead against #4 Georgia Tech in the College World Series on Jun. 16...played for Harwich in the Cape Cod League in the summer, where he hit .344 with a homer and 10 RBIs in 22 games.

2005 (Sophomore)

Hit .276 with 14 doubles, 15 homers, and 60 RBIs in 65 games...was 6-for-9 with two homers and 18 RBIs with the bases loaded...hit two homers, including his



first career grand slam, with six RBIs at Auburn on Mar. 6...hit a walkoff single against Virginia on Apr. 16...went 3-for-4 with two homers and four RBIs at Virginia Tech on May 8...went 3-for-6 with a homer, double, four runs scored, and six RBIs at Wake Forest on May 14...named Clemson Regional MVP after going 7-for-9 with four runs scored, four doubles, a homer, and four RBIs...played for Hyannis in the Cape Cod League in the summer, where he hit .254 in 134 at-bats (37 games).

2004 (Freshman)

Hit .333 with 10 doubles, four homers, and 22 RBIs (60 games)...had a .440 on-base percentage...hit safely in 24 of his last 27 starts, which included a 13-game hitting streak...led the team and was sixth in the ACC with a .371 batting average in ACC regular-season games...had a .483-on base percentage in ACC regular-season games...hit a team-best .536 (15-for-28) against lefties...hit a two-run homer at #10 Georgia in the Athens Regional on Jun. 5.

Before Clemson

First-team All-American and first-team all-state at Barron Collier High...10th-round draft pick in 2003 by the Reds...lettered four times in baseball and three times in football...coached by Ted Parsons.

Personal

Two-time member of the ACC Academic Honor Roll...majoring in sport management...born Andrew Anthony D'Alessio on Sept. 23, 1984 in Newark, NJ.

D'Alessio's Career Highs

Runs	4	Wake Forest	5/14/05
Hits	3	many (16)	-----
Doubles	2	many (3)	-----
Homers	2	many (8)	-----
RBIs	6	many (2)	-----
Walks	3	many (2)	-----
Steals	2	many (2)	-----

D'Alessio's Career Stats

Overall																							
Year	Avg	GP-GS	AB	R	H	2B	3B	HR	RBI	TB	Sig%	BB	HP	SO	GDP	OB%	SF	SH	SB	PO	A	E	Fld%
2004	.333	60-51	180	29	60	10	0	4	22	82	.456	35	0	47	5	.440	1	4	2-2	433	29	5	.989
2005	.276	65-60	210	36	58	14	1	15	60	119	.567	29	2	61	4	.366	2	3	1-4	583	47	8	.987
2006	.312	69-69	250	55	78	15	0	23	85	162	.648	30	0	60	0	.380	4	2	7-8	642	21	3	.995
Totals	.306	194-180	640	120	196	39	1	42	167	363	.567	94	2	168	9	.393	7	9	10-14	1658	97	16	.991

ACC Regular Season																							
Year	Avg	GP-GS	AB	R	H	2B	3B	HR	RBI	TB	Sig%	BB	HP	SO	GDP	OB%	SF	SH	SB	PO	A	E	Fld%
2004	.371	22-20	70	10	26	3	0	2	12	35	.500	16	0	15	3	.483	1	0	0-0	172	11	3	.984
2005	.271	29-27	96	20	26	5	1	7	30	54	.563	16	1	27	1	.377	1	1	0-1	258	24	2	.993
2006	.327	30-30	107	25	35	5	0	13	39	79	.738	11	0	25	0	.387	1	1	5-5	279	9	0	1.000
Totals	.319	81-77	273	55	87	13	1	22	81	168	.615	43	1	67	4	.409	3	2	5-6	709	44	5	.993



#17 Chris Fidrych

LHP • L-L • 6-0 • 210 • *So. • 1VL

Beaufort, South Carolina
Beaufort High School



Won the Omaha Challenge, the team's offseason endurance and condition competition, among all players during the fall despite only winning only one of the seven individual events, which showed his consistency in the competition...he also won the Omaha Challenge among pitchers in the fall of 2004...played as a first-year freshman in 2005, then earned a medical red-shirt in 2006, as he recovered from an arm injury...his last name should sound familiar, as his distant relative Mark Fidrych pitched five seasons in the Major Leagues with the Detroit Tigers from 1976-80...outstanding student who has been on the ACC Academic Honor Roll during each of his first two seasons at Clemson.

Fidrych's Career Highs

Total IP	4.0	Western Carolina	4/19/05
Scoreless IP	4.0	Western Carolina	4/19/05
Hits	5	Coastal Carolina	3/29/05
Runs	3	Coastal Carolina	3/29/05
Earned Runs	3	Coastal Carolina	3/29/05
Walks	2	many (2)	-----
Strikeouts	4	Western Carolina	4/19/05

Head Coach Jack Leggett on Fidrych

"Chris is a lefthanded pitcher who is coming off surgery. He is just getting his rhythm back along with his endurance and strength. He's feeling good about where he is right now. He's a tremendously hard worker and very intelligent on the mound. He'll give us some strong innings as lefthander. He's going to figure this out before it's all over, and he's going to make a contribution to the ballclub this season."

figure this out before it's all over, and he's going to make a contribution to the ballclub this season."

2006 (Sophomore)

Red-shirted while recovering from "Tommy John" surgery.

2005 (Freshman)

Had a 0-0 record with a 4.50 ERA in 10 relief appearances (14.0 innings pitched)...totaled 13 strikeouts and did not allow a home run...held lefthanded batters to only a .160 batting average...only allowed one of six inherited runners to score...pitched a scoreless ninth inning in his first career outing against #18 California-Irvine on Feb. 27...pitched a scoreless and hitless ninth inning against Virginia on Apr. 15...pitched 4.0 scoreless innings in relief against Western Carolina on Apr. 19; he allowed one hit and no walks while striking out four...pitched 1.1 scoreless and hitless innings in relief with three strikeouts at #6 Baylor in the Waco Super Regional on Jun. 12...played for Wilmington in the Coastal Plain League during the summer, where he had an 0-2 record along with a 3.00 ERA in 6.0 innings pitched over four relief appearances...won the Omaha Challenge competition among pitchers in the fall of 2004.



Before Clemson

Lettered four times in baseball at Beaufort High School, where he was coached by Bryant Kitty...AAAA all-state selection as a senior...member of the South Carolina Select Team; he was the team MVP for the Select Game...named team MVP during his junior and senior seasons, and named team offensive player-of-the-year as a freshman and sophomore...member of the co-region championship squad as a senior...all-region selection as a sophomore, junior, and senior...chosen as a Louisville Slugger All-American as a senior...**Beaufort Gazette** Player-of-the-Year as a junior and senior...member of the 2004 Perfect Games National Championship team in 2004...averaged over two strikeouts per inning during his senior season at Beaufort High School.

Personal

Two-time member of the ACC Academic Honor Roll...distant relative of former Major Leaguer Mark Fidrych (1976-80)...majoring in accounting...born Christopher Michael Fidrych on Sept. 8, 1985 in Corpus Christi, TX.



Fidrych's Career Stats

Overall																						
Year	ERA	W-L	APP	GS	CG	SHO/CBO	SV	IP	H	R	ER	BB	SO	AB	O/BA	WP	HBP	BK	PO	A	E	Fld%
2005	4.50	0-0	10	0	0	0/0	0	14.0	13	7	7	6	13	53	.245	0	2	0	0	1	1	.500
ACC Regular Season																						
Year	ERA	W-L	APP	GS	CG	SHO/CBO	SV	IP	H	R	ER	BB	SO	AB	O/BA	WP	HBP	BK	PO	A	E	Fld%
2005	7.71	0-0	4	0	0	0/0	0	4.2	5	4	4	4	3	16	.313	0	1	0	0	1	0	1.000





#4 Taylor Harbin

2B/SS • R-R • 5-9 • 180 • Jr. • 2VL

Travelers Rest, South Carolina
Travelers Rest High School



Team co-captain in 2007...named to the Wallace Award Watch List in the preseason...preseason second-team All-American by **Baseball America**...preseason third-team All-American by **Collegiate Baseball**...#9 prospect in the ACC for the 2007 draft according to **Baseball America**...has good power and great hand-eye coordination...very consistent with the glove and turns a quick double play...has made many spectacular plays in the field...a career .331 hitter with 48 doubles, six triples, 19 homers, and 110 RBIs in 130 games...has only struck out 46 times in 528 at-bats...only has 15 errors (.978 fielding percentage).

Head Coach Jack Leggett on Harbin

"In my opinion, Taylor is the best second-baseman in the country. He's consistent defensively and has the ability to make the great play. He has tremendous leadership qualities and is a very hard worker. He wants to be up to bat when the game is on the line. He is one of the core leaders of our team as a captain."

2006 (Sophomore)

All-ACC Academic team member...hit .319 with 20 doubles, nine homers, and 47 RBIs in 64 games...was 13-14 on steals...hit .377 (46-for-122) with 14 walks and nine strikeouts in the last 33 games...struck out 21 times in 254 at-bats...had just six errors (.982 fielding percentage)...had nine bunt singles...Brooks Wallace Award Watch List member...named to the All-ACC Tourney team after going 8-for-21 (.381) with six runs scored, four doubles, a triple, homer, and four RBIs in five games; the four doubles tied Clemson's ACC Tourney record...named Clemson Regional MVP after going 5-for-9 with a double, two homers, seven RBIs, and four steals...was 9-for-26 (.346) with nine runs scored, two doubles, four homers, 12 RBIs, and five steals in eight NCAA Tourney games...in 13 postseason games, he was 17-for-47 (.362) with six doubles, a triple, five homers, 16 RBIs, and six

steals...did not commit an error in the last 17 games (78 chances)...missed five games in February due to a strained hamstring...went 3-for-4 with a double and two runs scored against #9 South Carolina on Mar. 5...went 3-for-5 with a double, homer, and three RBIs in the second game of a doubleheader against #7 Georgia Tech in the ACC Tourney on May 27...hit two homers with four RBIs against Elon in the Clemson Regional on Jun. 3; he and Andy D'Alessio became the first pair of Tigers in history to hit back-to-back homers twice in one game...went 2-for-3 with a double, three RBIs, and two steals against Mississippi State in the Clemson Regional on Jun. 4...went 2-for-3 with a homer and four RBIs against #14 Oral Roberts in the Clemson Super Regional on Jun. 10...played for Falmouth in the Cape Cod League in the summer, where he hit .275 in 34 games.

2005 (Freshman)

One of the most-heralded freshmen in Clemson history...second-team All-American by **Collegiate Baseball**, becoming the first Tiger freshman to be named to an All-America team in history...first-team freshman All-American by **Baseball America** and freshman All-American by **Collegiate Baseball**...First-Team All-ACC selection, the first Tiger freshman named to the first team since 1997 and the first freshman position player since 1991...second-team All-Atlantic Region by ABCA...first-team All-ACC by **SEBaseball.com**...hit .343 with 28 doubles, four triples, 10 homers, and 63 RBIs in 66 games...led the team in runs scored, hits, doubles, and triples...his 28 doubles were the most by a Tiger freshman in history, third-most in school history among all classes, most in the ACC, and second-most in the nation...had 42 extra-base hits, seventh-most in Tiger history and most by a freshman in school history...had a 12-game hitting streak in May...struck out 25 times in 274 at-bats...had eight sacrifice bunts, tied for ninth-most in a season in Tiger history...had nine errors (.974 fielding percentage)...hit a team-best .391 with 14



doubles, six homers, and 30 RBIs in ACC regular-season games...had a team-high 29 multi-hit games...hit .396 with runners in scoring position...hit two doubles and scored the game-winning run in the ninth inning against #18 California-Irvine on Feb. 26...hit his first career homer at #4 South Carolina on Mar. 13...went 3-for-5 with three runs scored, two doubles, and four RBIs at Maryland on Mar. 25...went 2-for-5 with a homer and five RBIs against #4 South Carolina on Apr. 13...went 5-for-5 with three homers, a triple, eight RBIs, and five runs scored at N.C. State on Apr. 23; he hit two three-run homers and a solo shot, as they came on three-straight pitches; he became the 11th Tiger in history to hit three homers in a game; his 16 total bases broke the Clemson record of 15 that lasted for nearly 43 years; named ACC Player-of-the-Week...had two hits, including a walkoff, two-run single with two outs in the ninth inning in Clemson's 6-5 win against #6 Georgia Tech on Apr. 30...went 3-for-5 with a double against #6 Georgia Tech on May 1...went 4-for-6 at Wake Forest on May 14...hit a school-record-tying three doubles against #4 Miami (FL) on May 21...invited to the USA National Team trials in June.

Before Clemson

Lettered five times in baseball at Travelers Rest High, where he was coached by Brian McKittrick...set the state record for career homers (52)..."Mr. Baseball" in South Carolina as a senior...all-state selection as a freshman, sophomore, junior, and senior.

Personal

Two-time member of the ACC Academic Honor Roll...majoring in sport management...born Taylor Kent Harbin on Feb. 13, 1986 in Greenville, SC.

Harbin's Career Highs

Runs	5	N.C. State	4/23/05
Hits	5	N.C. State	4/23/05
Doubles	3	Miami (FL)	5/21/05
Homers	3	N.C. State	4/23/05
RBIs	8	N.C. State	4/23/05
Walks	2	many (3)	-----
Steals	2	many (3)	-----

Harbin's Career Stats

Overall																				
Year	Avg	GP-GS	AB	R	H	2B	3B	HR	RBI	TB	Sig%	BB	HP	SO	GDP	OB%	SF	SH	SB	PO
2005	.343	66-66	274	64	94	28	4	10	63	160	.584	12	1	25	4	.369	3	8	4-7	121
2006	.319	64-64	254	54	81	20	2	9	47	132	.520	15	4	21	7	.361	4	3	13-14	115
Totals	.331	130-130	528	118	175	48	6	19	110	292	.553	27	5	46	11	.365	7	11	17-21	236

ACC Regular Season																				
Year	Avg	GP-GS	AB	R	H	2B	3B	HR	RBI	TB	Sig%	BB	HP	SO	GDP	OB%	SF	SH	SB	PO
2005	.391	30-30	128	33	50	14	1	6	30	84	.656	4	1	13	1	.414	0	6	1-3	59
2006	.328	30-30	122	22	40	6	0	3	20	55	.451	6	2	10	5	.366	1	1	5-5	69
Totals	.360	60-60	250	55	90	20	1	9	50	139	.556	10	3	23	6	.390	1	7	6-8	128



#45 Ryan Hinson

LHP • L-L • 6-2 • 220 • So. • 1VL

Rock Hill, South Carolina
Northwestern High School



Lefthander who pitched primarily in middle innings as a first-year freshman in 2006, but will compete for a spot in the weekend rotation during the 2007 season...when he was "on" in the 2006 season, he was one of the Tigers' top hurlers...aggressive pitcher who challenges hitters...has a good fastball...performed well during the 2006 Fall Omaha Challenge, as he had the best time among pitchers in the agility circuit.

Hinson's Career Highs

Total IP	5.0	many (2)	-----
Scoreless IP	3.0	Boston College	(2)4/22/06
Hits	6	South Carolina	4/5/06
Runs	5	Georgia Tech	4/16/06
Earned Runs	5	Georgia Tech	4/16/06
Walks	3	many (3)	-----
Strikeouts	7	South Carolina	4/5/06

Head Coach Jack Leggett on Hinson

"Ryan is a lefthander who has a chance to be an outstanding pitcher this season as a sophomore. He has worked hard this past offseason and has a lot of confidence. He's a very competitive individual who has a really good fastball with the makings of an outstanding breaking ball and changeup. He



pitched in some big games for us last year as a freshman, and I can see him being one of our top starters this year."

2006 (Freshman)

Had a 4-0 record along with a 3.82 ERA in 19 appearances (one start)...in 30.2 innings pitched, he allowed 24 hits (.216 opponents' batting average) and 18 walks while striking out 31...only allowed two stolen bases in five attempts...only allowed more than one run in two of his 19 appearances on the mound...appeared in 18

games out of the bullpen, third-most on the team and most among Tiger freshmen...held ACC regular-season opponents to a team-best .167 batting average...held righthanded batters to a team-best .175 batting average...had a 2-0 record, 2.03 ERA, and team-best .156 opponents' batting average in nine relief appearances (13.1 innings pitched) at home...had a 2-0 record, 3.09 ERA, and 15 strikeouts in 11.2 innings pitched (four appearances) at night...held opponents to a team-best .160 batting average with runners in scoring position...held lead-off batters to a team-best .125 batting average...had a .204 opponents' batting average with runners on base...only allowed seven of 28 leadoff batters to reach base...held opponents to 0-for-5 with the bases loaded...struggled against Georgia Tech, allowing nine hits, eight runs, and eight walks with six strikeouts in 7.0 innings pitched over four relief appearances, but in all other appearances, he was outstanding; in the other 23.2 innings pitched, he allowed just 15 hits, five earned runs (1.90 ERA), and 10 walks with 25 strikeouts...in 18.2 innings pitched after the sixth inning, he had an 0.96 ERA and .131 opponents' batting average...although he allowed three homers, Clemson won all three games in which he allowed one...did not commit an error and had three assists...pitched a perfect inning in relief in the second game of a doubleheader against Mercer on Feb. 26...pitched 5.0 innings in relief to earn the victory, allowing two hits (both with two outs in the ninth inning), one run, and two walks with six strikeouts against Elon on Mar. 21...pitched a perfect inning with two strikeouts at #11 Miami (FL) on Apr. 2...in his first career start, he pitched 5.0 innings, allowing



six hits, one run, and three walks with seven strikeouts at #1 South Carolina on Apr. 5...earned the win in relief at #10 Georgia Tech on Apr. 14...pitched 3.0 scoreless innings, allowing one hit and no walks with a strikeout to pick up his first career save in the second game of a doubleheader at Boston College on Apr. 22...pitched 2.2 innings in relief, allowing one hit, no runs, and no walks with two strikeouts to earn the win against #13 Florida State on May 13...pitched a perfect inning in relief with two strikeouts against #22 Wake Forest on May 20...pitched 2.0 scoreless innings in relief, allowing one hit to earn the win against #4 Georgia Tech in the College World Series on Jun. 16.

Before Clemson

Named Region Player-of-the-Year during his senior season at Northwestern High School...all-region selection three times...Upperstate Player-of-the-Year during his junior and senior seasons...earned team MVP honors twice...had a 10-0 record along with an 0.37 ERA as a senior...drafted in the 28th round (858th overall pick) of the 2005 Major League Draft by the Boston Red Sox...member of the South Carolina Select team...played in the CABA World Series and Select Games, where he was the team MVP...lettered five times in baseball at Northwestern High School, where he was coached by Mitch Walters.

Personal

Majoring in sport management...born Ryan Marshall Hinson on May 12, 1987 in Rock Hill, SC.

Hinson's Career Stats

Overall																						
Year	ERA	W-L	APP	GS	CG	SHO/CBO	SV	IP	H	R	ER	BB	SO	AB	O/BA	WP	HBP	BK	PO	A	E	Fld%
2006	3.82	4-0	19	1	0	0/0	1	30.2	24	14	13	18	31	111	.216	3	3	0	0	3	0	1.000
ACC Regular Season																						
Year	ERA	W-L	APP	GS	CG	SHO/CBO	SV	IP	H	R	ER	BB	SO	AB	O/BA	WP	HBP	BK	PO	A	E	Fld%
2006	3.95	2-0	9	0	0	0/0	1	13.2	8	6	6	5	13	48	.167	1	1	0	0	2	0	1.000





#30 Doug Hogan

C • R-R • 6-3 • 210 • *Jr. • 2VL

Columbia, South Carolina
Irmo High School



Leading candidate for the starting catcher spot in 2007 after the graduation of Adrian Casanova (2005,06)...in his fourth season in the Clemson program...has good power...has improved defensively every year he has been at Clemson...a career .130 hitter with a home run and seven RBIs in 46 games, including three starts...has not committed an error or passed ball in 97 career chances behind the plate...there has been a Hogan on the Tiger team since the 2000 season, as his brother Patrick played four seasons (2001-04) at Clemson and red-shirted in 2000.

Hogan's Career Highs

Runs	2	Wake Forest	5/18/06
Hits	2	Wake Forest	5/18/06
Doubles	1	Wake Forest	5/18/06
Homers	1	Wake Forest	5/18/06
RBIs	4	Wake Forest	5/18/06
Walks	1	Wake Forest	5/18/06
Steals	0	-----	-----

Head Coach Jack Leggett on Hogan

"Doug has probably improved as much as anyone on this team over the last couple of seasons. He has been waiting behind Adrian Casanova to play catcher, and I think it's his turn to get an opportunity to show this team what he can do in terms of being a leader behind the plate. Offensively, his swing has really improved since his freshman season. He possesses a very strong and accurate arm. If he plays steady and consistently, then he will help this team be successful this season."



2004 (Freshman)

Red-shirted playing alongside his brother Patrick, who was a senior...played for Florence in the Coastal Plain League in the summer, where he hit .271 with four homers and 32 RBIs in 43 starts.

Before Clemson

All-state and all-region selection as a senior at Irmo High School...sat out most of his junior season with a broken hand...earned All-Region III-AAAA honors during his sophomore season...team defensive MVP as a sophomore...named to the All-Region III-AAAA basketball team as a junior...MVP of his basketball team as a junior...named to the Dairy Queen Classic All-Tournament team as a junior...led the team in scoring and charges taken as a junior...was the basketball team's most improved player as a sophomore...lettered three times in both baseball and basketball at Irmo High School...coached by Ray Cannady.

Persoal

Member of the ACC Academic Honor Roll in 2005-06...brother of former Tiger righthander Patrick Hogan (2001-04), who had 18 career saves, third-most in Clemson history...his father (Mike) lettered in baseball at East Carolina (1973,74)...his grandfather (Leo Jenkins), who was chancellor at East Carolina from 1960-78, helped bring the Pirate athletic program into national prominence...his brother Matt played baseball at Lander...majoring in financial management...born Douglas Jenkins Hogan on Sept. 29, 1984 in Greenville, NC.



2006 (Red-Shirt Sophomore)

Hit .143 (4-for-28) with a double, home run, and six RBIs in 28 games (two starts, both at catcher)...came off the bench 26 times, third-most on the team...had 60 putouts and seven assists without committing an error or a passed ball behind the plate...only allowed two stolen bases in four attempts...was 2-for-6 against lefthanders, and 2-for-6 with a double, home run, and six RBIs with runners in scoring position...was 2-for-7 with a double, home run, and four RBIs against top-25 ranked teams...was 1-for-7 as a pinch-hitter...hit a two-run double in his only at-bat with the bases loaded...hit a pinch-hit, sacrifice fly in the second game of a doubleheader against Mercer on Feb. 26...came off the bench and went 1-for-2 against Gardner-Webb on Mar. 15...came off the bench and went 2-for-2 with a double, his first career homer, four RBIs, and a walk against #22 Wake Forest on May 18...played in one NCAA Tournament game (against Elon on Jun. 3).

2005 (Red-Shirt Freshman)

Was 2-for-18 (.111) with an RBI in 18 games (one start at catcher)...had 27 putouts and three assists without committing an error...singled in his first career official at-bat against #18 California-Irvine on Feb. 27...hit a pinch-hit single against Virginia on Apr. 15...played for Florence in the Coastal Plain League in the summer, where he hit .221 in 136 at-bats (39 starts).

Hogan's Career Stats

Overall																				
Year	Avg	GP-GS	AB	R	H	2B	3B	HR	RBI	TB	Sig%	BB	HP	SO	GDP	OB%	SF	SH	SB	PO
2005	.111	18-1	18	0	2	0	0	0	1	2	.111	0	1	5	1	.158	0	0	0-0	27
2006	.143	28-2	28	3	4	1	0	1	6	8	.286	1	0	15	0	.167	1	1	0-0	60
Totals	.130	46-3	46	3	6	1	0	1	7	10	.217	1	1	20	1	.163	1	1	0-0	87

ACC Regular Season																				
Year	Avg	GP-GS	AB	R	H	2B	3B	HR	RBI	TB	Sig%	BB	HP	SO	GDP	OB%	SF	SH	SB	PO
2005	.167	8-0	6	0	1	0	0	0	0	1	.167	0	0	2	1	.167	0	0	0-0	11
2006	.167	13-0	12	2	2	1	0	1	4	6	.500	1	0	7	0	.231	0	0	0-0	25
Totals	.167	21-0	18	2	3	1	0	1	4	7	.389	1	0	9	1	.211	0	0	0-0	36



#47 David Kopp

RHP • R-R • 6-3 • 205 • Jr. • 2VL

Margate, Florida
Coral Springs High School



Junior righthander who was used as both a long reliever and spot starter each of his first two seasons...will compete for a spot in the weekend rotation in 2007...changes speeds well thanks to a good changeup and likes to work fast on the mound...has a 10-5 record and 4.48 ERA in 42 career appearances (14 starts)...in 128.2 innings pitched, he has allowed 125 hits and 47 walks with 92 strikeouts.

Head Coach Jack Leggett on Kopp

"David is right on the edge of becoming one of the real go-to pitchers on our staff. He has matured and gotten stronger. His work ethic has really improved to the point where I think he could be one of the better pitchers around if he puts everything together. I've got a lot of confidence in him. He's a leader on our team with a great personality. He's one of those players that will take us to another level if he steps his game up like I think he can."

2006 (Sophomore)

All-ACC Academic team member...had a 6-2 record and 4.32 ERA in 20 appearances (seven starts)...in 58.1 innings pitched, he allowed 59 hits and 21 walks with 46 strikeouts...earned the win in relief in both the Clemson Regional and Clemson Super Regional Championship-clinching wins...had a team-best 1.23 ERA and .222 opponents' batting average in seven ACC regular-season appearances (22.0 innings pitched)...threw 84 groundball outs compared to 34 flyball outs...only allowed three of his 17 inherited baserunners to score...had a 3-1 record and 3.51 ERA in 13 relief appearances...pitched 3.0 innings in a starting role to earn the win against Gardner-Webb on Mar. 15; he allowed one hit with four strikeouts...pitched 2.0 scoreless innings in relief with two strikeouts at #11 Miami (FL) on Apr. 1; he made the appearance at the field that was less than an hour's drive from his hometown...pitched 6.0 innings in a starting role,

allowing five hits and one run to earn the win against #7 South Carolina on Apr. 12...pitched 6.1 innings in relief, allowing two hits, no runs, and two walks with eight strikeouts in the first game of a doubleheader at Boston College on Apr. 22...in his first career ACC regular-season start, he pitched 6.0 innings, allowing seven hits, two runs, and four walks with six strikeouts to earn the win against Virginia Tech on Apr. 30...pitched 2.0 innings in relief, allowing one hit, no runs, and no walks with two strikeouts at Duke on May 9...pitched 3.1 innings in relief, allowing two hits and no runs against #13 Florida State on May 13...earned the win in relief in the second game of a doubleheader against #7 Georgia Tech in the ACC Tournament on May 27...pitched 1.1 innings in relief to earn the win against Mississippi State in the Clemson Regional on Jun. 4...faced only one batter, but got that batter to ground into a double play against #14 Oral Roberts in the Clemson Super Regional on Jun. 9...pitched the final 2.2 innings, allowing one hit, no runs, and no walks to earn the victory against #14 Oral Roberts in the Clemson Super Regional on Jun. 10...played for Falmouth in the Cape Cod League in the summer, where he had a 2-3 record with a 2.31 ERA in 35.0 innings pitched over nine appearances (six starts); he also allowed 34 hits and nine walks with 22

Coastal Carolina at Myrtle Beach, SC on Feb. 19...in his first career start on the road, he earned the win at Old Dominion on Mar. 22 by pitching 7.0 innings, allowing two hits, no runs, and one walk with two strikeouts...earned the win in a starting role against #25 Coastal Carolina on Mar. 29; he allowed six hits, two runs, and one walk with five strikeouts against #25 Coastal Carolina on Mar. 29...suffered a tough loss in the first game of a doubleheader at #6 Florida State on Apr. 3; he allowed two runs, five hits, and one walk with four strikeouts in 6.0 innings pitched in relief...allowed four hits with seven strikeouts in 6.0 innings pitched in a starting role to earn the win against Elon on Apr. 26...pitched 3.0 scoreless innings in relief with four strikeouts and no walks against #6 Georgia Tech on Apr. 30...earned the win in 6.0 innings of work in a starting role against #20 College of Charleston on May 17...earned his first career save by pitching 2.0 perfect innings against #4 Miami (FL) on May 21...pitched 5.2 innings in relief against Virginia in the ACC Tourney on May 28; he allowed two hits and no earned runs.

Kopp's Career Highs

Total IP	7.0	Old Dominion	3/22/05
Scoreless IP	7.0	Old Dominion	3/22/05
Hits	9	Georgia	3/28/06
Runs	7	many (2)	-----
Earned Runs	7	Georgia Tech	(2)5/27/06
Walks	4	many (2)	-----
Strikeouts	8	Boston College	(1)4/22/06

strikeouts.

2005 (Freshman)

Had a 4-3 record and 4.61 ERA along with a save in 22 appearances (seven starts)...allowed 66 hits and 26 walks with 46 strikeouts in 70.1 innings pitched; the 70.1 innings pitched were the most by a Tiger freshman since Jarrod Schmidt pitched 92.1 innings in 2000...allowed only four homers and three steals in eight attempts...had a 3.86 ERA and did not allow a homer in 16.1 innings pitched in ACC regular-season games...held opponents to a .192 batting average with two outs...Clemson was 6-1 in his seven starts...in 2.1 innings pitched in relief, he allowed one hit and one run while striking out four against

Before Clemson

Lettered four times in baseball at Coral Springs High, where he was coached by Frank Bumbales...First-Team **Sun-Sentinel** and **Miami Herald** All-County team selection.

Personal

Two-time member of the ACC Academic Honor Roll...majoring in sport management...born David Justin Kopp on Oct. 22, 1985 in Coral Springs, FL.

Kopp's Career Stats

Overall																						
Year	ERA	W-L	APP	GS	CG	SHO/CBO	SV	IP	H	R	ER	BB	SO	AB	O/BA	WP	HBP	BK	PO	A	E	Fld%
2005	4.61	4-3	22	7	0	0/1	1	70.1	66	43	36	26	46	263	.251	4	3	1	3	12	2	.882
2006	4.32	6-2	20	7	0	0/2	0	58.1	59	33	28	21	46	217	.272	4	3	0	6	17	0	1.000
Totals	4.48	10-5	42	14	0	0/3	1	128.2	125	76	64	47	92	480	.260	8	6	1	9	29	2	.950

ACC Regular Season																						
Year	ERA	W-L	APP	GS	CG	SHO/CBO	SV	IP	H	R	ER	BB	SO	AB	O/BA	WP	HBP	BK	PO	A	E	Fld%
2005	3.86	0-1	7	0	0	0/0	1	16.1	15	9	7	6	13	59	.254	3	1	0	0	1	0	1.000
2006	1.23	1-0	7	1	0	0/1	0	22.0	16	3	3	9	20	72	.222	0	1	0	1	7	0	1.000
Totals	2.35	1-1	14	1	0	0/1	1	38.1	31	12	10	15	33	131	.237	3	2	0	1	8	0	1.000





#40 Alex Martin

LHP • L-L • 6-2 • 190 • *So. • 1VL

Charlotte, North Carolina
Providence Senior High School



Tall, sophomore lefthander who has been used as a set-up man and situational pitcher, especially against lefthanded batters...will provide depth in the bullpen after Clemson lost its three weekend starters from 2006, and three of the 2006 relievers will step into a starting role in 2007...in his third season in the Tiger program...one of six Tiger players that hails from the state of North Carolina...has been plagued by injuries in his career as a Tiger.

Martin's Career Highs

Total IP	4.0	Miami (FL)	3/31/06
Scoreless IP	3.1	Elon	3/22/06
Hits	5	South Carolina	4/12/06
Runs	3	South Carolina	4/12/06
Earned Runs	3	South Carolina	4/12/06
Walks	3	N.C. State	3/24/06
Strikeouts	3	N.C. State	3/24/06

chance to get people out and pitch in a role this season. He's very competitive on the mound. He gave us some quality innings last season as a red-shirt freshman, and I look for him to be a solid contributor in 2007."

2006 (Red-Shirt Freshman)

Had a 2-0 record along with a 4.42 ERA in 14 relief appearances on the mound...the 14 appearances out of the bullpen were fifth-most overall on the team and second-most on the team among freshmen...in 18.1 innings pitched, he

Head Coach Jack Leggett on Martin

"Alex is a lefthanded pitcher who has to get consistent and stay away from injuries. I think he has a

allowed 21 hits and eight walks with eight strikeouts...in eight relief appearances (10.1 innings pitched) in ACC regular-season games, he had a .211 opponents' batting average...only allowed four of his 14 inherited baserunners to score...only allowed one home run and one stolen base...had one pickoff...held the leadoff batter to a .188 batting average...held opponents to 0-for-4 with the bases loaded...held lefthanded batters to a .258 batting average...had a 2-0 record and 1.54 ERA in 11.2 innings pitched in the month of March...had a 3.00 ERA and did not allow a home run in eight relief appearances (12.0 innings pitched) at home...had a 2.35 ERA in eight relief appearances (7.2 innings pitched) in day games...did not commit an error and had three assists...pitched a perfect inning in relief with a strikeout in the second game of a doubleheader against Mercer on Feb. 26; it was his first career appearance on the mound...pitched a scoreless ninth inning against #25 Kansas on Mar. 10...earned his first career win against Elon on March 22; he pitched 3.1 scoreless innings in relief, allowing four hits and no walks...did not factor in the decision, but pitched 3.0 hitless and scoreless innings in relief with three strikeouts against #12 N.C. State on Mar. 24...pitched 0.1 scoreless and hit-



less innings in relief at Georgia on Mar. 28...earned the win in relief by pitching 4.0 innings, allowing two runs on three hits at #11 Miami (FL) on Mar. 31...pitched a scoreless and hitless inning in relief at Duke on May 9...pitched 1.0 innings in relief, allowing three hits, one run, and no walks against Wake Forest on May 18...did not make an appearance in either the ACC Tournament or NCAA Tournament, but he was on the Tigers' 25-man travel roster at the College World Series.

2005 (Freshman)

Red-shirted...played for Florence in the Coastal Plain League during the summer, where he had an 0-2 record with a 5.13 ERA and a save in 26.1 innings pitched (14 relief appearances).

Before Clemson

Lettered three times in baseball at Providence Senior High School, where he was coached by Danny Hignight.

Personal

Two-time member of the ACC Academic Honor Roll...majoring in travel & tourism...born Alexander Miles Martin on Feb. 16, 1986 in Fort Lauderdale, FL.



Martin's Career Stats

Overall																			
Year	ERA	W-L	APP	GS	CG	SHO/CBO	SV	IP	H	R	ER	BB	SO	AB	O/BA	WP	HBP	BK	PO
2006	4.42	2-0	14	0	0	0/0	0	18.1	21	10	9	8	8	75	.280	2	3	0	0
ACC Regular Season																			
Year	ERA	W-L	APP	GS	CG	SHO/CBO	SV	IP	H	R	ER	BB	SO	AB	O/BA	WP	HBP	BK	PO
2006	4.35	1-0	8	0	0	0/0	0	10.1	8	6	5	7	5	38	.211	1	3	0	0



#9 D.J. Mitchell

OF/RHP • R-R • 6-1 • 165 • So. • 1VL

Rural Hall, North Carolina
North Forsyth Senior High School



Versatile sophomore who has great speed in the outfield and on the basepaths...has a strong and accurate arm...during the 2006 season, he was called upon to pinch-run and be a defensive replacement in right field late in games, and even start there when regular-starter Travis Storrer was injured, including all 13 postseason games where he hit .311...has a good fastball and will compete for innings on the mound.

Mitchell's Career Highs

Runs	3	Wake Forest	5/18/06
Hits	3	many (2)	-----
Doubles	1	many (3)	-----
Homers	0	-----	-----
RBIs	3	many (2)	-----
Walks	2	many (2)	-----
Steals	1	many (8)	-----

Head Coach Jack Leggett on Mitchell

"D.J. is a very versatile player. He can play all the outfield positions, and is also going to emerge as a pitcher this year. He filled in and played some great innings last year and gave us a big boost in right field when Travis Storrer was injured. We look for him to help us in both areas this year. We're looking forward to seeing how he can help this team get back to Omaha."



2006 (Freshman)

Hit .289 (26-for-90) with 20 runs scored, three doubles, 12 RBIs, and eight steals in 51 games (19 starts, including 18 starts in right field and one in center)...Clemson had a 16-3 record in games he started...came off the bench 32 times, second-most on the team...hit .333 with a .406 on-base percentage in 23 ACC regular-season games...was 2-for-4 as a pinch-hitter...hit a team-best .304 in 32 games off the bench...batted .357 with runners in scoring position...hit .340 with a .431 on-base percentage against top-25

ranked teams...batted .356 after the fifth inning and .391 after the seventh inning...was 6-for-32 (.188) against righthanders in his first 34 games, but was 11-for-28 (.393) against righthanders in his last 17 games...hit .311 with a .404 on-base percentage in 13 postseason starts...named to the All-ACC Tournament team after going 8-for-19 (.421) with five runs scored, a double, five RBIs, and two steals in five games; he got the starting nod in all five games after Travis Storrer suffered a foot injury prior to the tourney and was unavailable; he also started all three games of the Clemson Regional, both games of the Clemson Super Regional, and all three games in the College World Series...doubled in his first career plate appearance in the second game of a doubleheader against Mercer on Feb. 26...as a pinch-runner, he scored the eventual winning run in the eighth inning against #25 Kansas on Mar. 12...in his first career start, he went 1-for-3 with a diving catch in right field that saved at least one run against Elon on Mar. 21...executed a "fake fall down" play at second base that induced a throw from the catcher and allowed Andy D'Alessio to score a crucial insurance run from third base in the ninth inning at #11 Miami (FL) on Mar. 31...singled in his only at-bat off the bench at #11 Miami (FL) on Apr. 2...off the bench, he had an infield single to score a run against Maryland on Apr. 9...hit a pinch-hit single at #10 Georgia Tech on Apr. 16...starting in center for an injured Brad Chalk, he had a hit, scored two runs, and stole a base against Wofford on Apr. 26...came off the bench and had a single in the second game of a doubleheader at Duke on May 8...came off the bench and scored a run, and later hit a single in his only at-bat



against #13 Florida State on May 14...came off the bench and scored three runs thanks to two walks and a hit-by-pitch against #22 Wake Forest on May 18...went 2-for-4 with two runs scored and three RBIs against Wake Forest in the ACC Tournament on May 24...went 2-for-4 with a stolen base in the first game of a doubleheader against #7 Georgia Tech in the ACC Tournament on May 27...went 3-for-5 with a double, two runs scored, and two RBIs in the second game of a doubleheader against #7 Georgia Tech in the ACC Tournament on May 27...went 3-for-4 with three RBIs and a stolen base against #14 Oral Roberts in the Clemson Super Regional on Jun. 9...played for Thomasville in the Coastal Plain League in the summer, where he hit .216 with 15 runs scored, six RBIs, and six stolen bases in 21 games (20 starts); he also had a 2.25 ERA with a save in 16.0 innings pitched over nine relief appearances, and allowed just 10 hits and eight walks with 16 strikeouts; he helped lead the team to the league title, as he earned the win in a starting role by allowing just one run on two hits with four strikeouts in 5.0 innings pitched in the championship game.

Before Clemson

Three-time all-conference selection at North Forsyth Senior High School...played in the North Carolina East-West game as a senior...member of the Impact Showcase Select team...his team was 33-7 in conference play over four years and won the last three league titles...high school teammate of fellow Tiger Addison Johnson...lettered four times in baseball and two times in basketball at North Forsyth Senior High, where he was coached by Jamie Lowe.

Personal

Majoring in pre-business...born William Douglas Mitchell, Jr. on May 13, 1987 in Winston-Salem, NC.

Mitchell's Career Stats

Overall																			
Year	Avg	GP-GS	AB	R	H	2B	3B	HR	RBI	TB	Sig%	BB	HP	SO	GDP	OB%	SF	SH	SB
2006	.289	51-19	90	20	26	3	0	0	12	29	.322	9	3	16	1	.369	1	1	8-11
ACC Regular Season																			
Year	Avg	GP-GS	AB	R	H	2B	3B	HR	RBI	TB	Sig%	BB	HP	SO	GDP	OB%	SF	SH	SB
2006	.333	23-3	27	8	9	0	0	0	4	9	.333	2	2	6	0	.406	1	0	1-3
Appearances																			
Year	Avg	GP-GS	AB	R	H	2B	3B	HR	RBI	TB	Sig%	BB	HP	SO	GDP	OB%	SF	SH	SB
2006	.289	51-19	90	20	26	3	0	0	12	29	.322	9	3	16	1	.369	1	1	8-11





#41 Daniel Moskos

LHP • R-L • 6-1 • 200 • Jr. • 2VL

Alta Loma, California
Damien High School



Selected to the Clemens Award Watch List in the preseason...listed as a preseason second-team All-American by NCBWA, **Baseball America**, **Collegiate Baseball**, and **Rivals.com**...preseason first-team All-ACC selection by **Baseball America**, **Rivals.com**, and **SEBaseball.com**...#3 prospect in the ACC for the 2007 draft by **Baseball America**...hard-throwing lefthander who stepped up to become the team's closer in 2006...has a 7-7 record, 3.20 ERA, and 10 saves in 54 relief appearances (70.1 innings pitched); the 10 saves are 10th-most in Clemson history...has a .266 opponents' batting average and has allowed just two homers with 69 strikeouts...has international experience, as he played for Team USA in the summer of 2006.

Head Coach Jack Leggett on Moskos

"We're going into a season for the first time in many years with a closer that we have a lot of confidence in. Daniel is coming off a great summer with Team USA and a great spring. He will enter the season as our closer and our go-to guy out of the bullpen. He has an outstanding arm, a good slider, and has a great changeup. He's a very competitive, hard-nosed player who you want on your side. We have a lot of confidence in him."

Moskos' Career Highs

Total IP	4.2	South Carolina	3/4/06
Scoreless IP	3.1	South Carolina	4/5/06
Hits	5	many (2)	-----
Runs	3	many (3)	-----
Earned Runs	3	many (2)	-----
Walks	3	Virginia	3/17/06
Strikeouts	4	many (2)	-----

2006 (Sophomore)

Had a 5-5 record, 2.52 ERA, and 10 saves in a team-high 33 relief appearances (53.2 innings pitched)...his 10 saves tied for third-most in a season in Tiger history and tied for fifth in the ACC...his 33 appearances and 33 relief appearances both tied for most in a season in Tiger history...had at least one strikeout in 29 of his 33 appearances...allowed 44 hits, 21 walks, and one home run with 54 strikeouts...held lefthanded batters to a .187 batting average...had a 1.85 ERA and .192 opponents' batting average in 17 relief appearances (24.1 innings

pitched) at home...allowed just nine of 32 inherited baserunners to score...finished the game in each of his last 25 appearances...named to the Roger Clemens Award Watch List...received the Bob Bradley Award for being the MVP of the four-game series against South Carolina; in two relief outings, he had a 1-0 record, as he allowed two hits and one run in 8.0 innings pitched...pitched a scoreless and hitless inning with two strikeouts to earn the win against #25 Kansas on Mar. 12...earned his first career save by pitching a scoreless and hitless inning against Elon on March 22...pitched 2.0 scoreless innings of one-hit ball to pick up the save against #12 N.C. State on Mar. 25...pitched 2.0 scoreless innings with no walks and three strikeouts to record the save at #11 Miami (FL) on Mar. 31...earned the win in relief at #1 South Carolina on Apr. 5; he allowed no hits and no runs in the final 3.1 innings, and faced the minimum 10 batters...struck out the only batter he faced with the bases loaded and the score tied 2-2 in the 11th inning to earn the win against Maryland on Apr. 8...pitched 1.2 perfect innings with two strikeouts to record the save at Western Carolina on Apr. 11...pitched 2.0 scoreless innings of one-hit ball with two strikeouts to pick up the save at #10 Georgia Tech on Apr. 14...pitched 2.2 innings, allowing no

hits, no runs, and no walks with three strikeouts to earn the save against Mississippi State in the Clemson Regional on Jun. 4...earned the win in 2.0 innings pitched with three strikeouts and no walks in relief against #14 Oral Roberts in the Clemson Super Regional on Jun. 9...pitched a perfect inning with a strikeout against #4 Georgia Tech in the College World Series on Jun. 16...pitched 1.1 scoreless innings with two strikeouts against #2 Cal State Fullerton in the College World Series on Jun. 20...one of 22 players on the USA National Team in the summer; he was the closer and led the team to the gold medal at the World Championships in Cuba; he had an 0.86 ERA and six saves in 18 relief appearances (21.0 innings pitched), and allowed eight



hits and four walks with 35 strikeouts; he also hit a single in his only at-bat and scored a run.

2005 (Freshman)

Had a 2-2 record and 5.40 ERA in 21 relief appearances (16.2 innings pitched)...picked up the win in relief by retiring the only batter he faced against #18 California-Irvine on Feb. 25...pitched 2.0 hitless and scoreless innings in relief with four strikeouts against Duke on Apr. 8...pitched 2.2 scoreless innings in relief with two strikeouts against #6 Georgia Tech on May 1...retired the only batter he faced and earned the win against North Carolina A&T in the Clemson Regional on Jun. 3...played for Cotuit in the Cape Cod League in the summer, where he was 3-4 with a 3.82 ERA in 33.0 innings pitched (15 appearances).

Before Clemson

Lettered twice in baseball at Damien High School, where he was coached by Rob Verdi...had a 1.70 ERA, 95 strikeouts, and a .200 opponents' batting average in 65.0 innings pitched as a senior...San Gabriel Valley and Inland Valley All-Star as a senior...All-Southern California pick as a senior.

Personal

Member of the ACC Academic Honor Roll in 2005-06...his sister Erin is a standout soccer player who will be a freshman on the 2007 Clemson soccer squad after enrolling in January...pronounced MAH-skohs...majoring in health science...born Daniel Ross Moskos on Apr. 28, 1986 in Greenville, SC.

Moskos' Career Stats

Overall																						
Year	ERA	W-L	APP	GS	CG	SHO/CBO	SV	IP	H	R	ER	BB	SO	AB	O/BA	WP	HBP	BK	PO	A	E	Fld%
2005	5.40	2-2	21	0	0	0/1	0	16.2	24	12	10	13	15	71	.338	2	2	2	0	3	0	1.000
2006	2.52	5-5	33	0	0	0/3	10	53.2	44	18	15	21	54	185	.238	4	4	0	2	9	0	1.000
Totals	3.20	7-7	54	0	0	0/4	10	70.1	68	30	25	34	69	256	.266	6	6	2	2	12	0	1.000

ACC Regular Season																						
Year	ERA	W-L	APP	GS	CG	SHO/CBO	SV	IP	H	R	ER	BB	SO	AB	O/BA	WP	HBP	BK	PO	A	E	Fld%
2005	4.50	0-1	8	0	0	0/1	0	8.0	13	5	4	2	8	34	.382	1	0	1	0	2	0	1.000
2006	2.55	1-2	14	0	0	0/1	6	17.2	17	6	5	10	15	65	.262	0	2	0	1	2	0	1.000
Totals	3.16	1-3	22	0	0	0/2	6	25.2	30	11	9	12	23	99	.303	1	2	1	1	4	0	1.000



#35 Marquez Smith

INF • R-R • 5-10 • 210 • Sr. • 1VL

Ocala, Florida
Daytona Beach Community College



Preseason first-team All-ACC by Rivals.com...named a preseason second-team All-ACC by SEBaseball.com...#1 defensive third-baseman in the ACC in the preseason by Baseball America...aggressive hitter who has quick wrists...penciled in as Clemson's starting third-baseman for the 2007 season...played the first half of 2006 as the DH, then emerged as the starter at third base after playing near flawless defense there...three-time draft pick.

Smith's Career Highs

Runs	3	many (3)	-----
Hits	3	many (5)	-----
Doubles	3	Florida State	5/12/06
Homers	2	many (2)	-----
RBIs	5	Virginia Tech	4/29/06
Walks	3	N.C. State	5/28/06
Steals	1	many (5)	-----

2006 (Junior)

Drafted in the 35th round (1,049th overall pick) by the Cubs...hit .291 with 20 doubles, 10 homers, and 48 RBIs in 66 games (63 starts, including 34 at third base, 24 at DH, and five at second base)...tied for third in the ACC in doubles...had a .396 on-base percentage thanks to 30 walks and 10 hit-by-pitches...had a .951 fielding percentage (five errors)...hit .315 during ACC regular-season games...had 23 two-out RBIs...had 16 multi-hit games and 14 multi-RBI games...batted .336 with a .434 on-base percentage and .633 slugging percentage as a third-baseman...after becoming the everyday starter at third base against Winthrop on Apr. 18, he was 38-for-120 (.317) with 34 runs scored, 13 doubles, six home runs, and 30 RBIs...named to the All-ACC Tournament team after going 6-for-21 (.286) with a double and five RBIs in five games...named to the Clemson Regional All-Tournament team after going 4-for-12 with a double and triple...had a double, three runs scored, and a steal in his first game as a Tiger in the first game of a doubleheader against James Madison on Feb. 17...hit a solo homer, his first as a Tiger, in the second game of a doubleheader against James Madison on Feb. 17...hit a two-out, two-run single in the seventh inning to give Clemson the lead for good against #9 South Carolina on Mar. 5...hit a two-run homer at #19 Georgia on Mar. 28...hit two doubles and scored two runs against #19 Georgia on Mar. 29...went 3-for-4 with two doubles against Western Carolina on Apr. 4...had two hits, including a homer, at Western Carolina on Apr. 11...hit two solo homers against Wofford on Apr. 26...hit two homers with five RBIs against Virginia Tech on Apr. 29; it was his second two-homer game of the week...named one of five national players-of-the-week by Collegiate Baseball and Co-ACC Player-of-the-Week after hitting four homers with seven RBIs in four games from Apr. 26-30...went 3-for-4 with two doubles and a homer in the first game of a doubleheader at Duke on May 8...went 3-for-3 with three doubles, three runs scored, and three RBIs against #13 Florida State on May 12; he tied the Tiger single-game record with three doubles and reached base in all five plate appearances...went 2-for-4 with a three-



run homer and four RBIs against #13 Florida State on May 14; he was 5-for-11 with six runs scored, three doubles, a homer, and seven RBIs in the series...went 3-for-5 with two RBIs against Wake Forest in the ACC Tourney on May 24...went 1-for-3 with three walks, including two with the bases loaded, against #25 N.C. State in the ACC Tourney on May 28...went 3-for-4 with a double and triple against Elon in the Clemson Regional on Jun. 3...hit a two-run double and stole a base against #4 Georgia Tech in the College World Series on Jun. 16.

Before Clemson

Played for Daytona in the Florida Collegiate Summer League in 2005, where he hit .284 in 116 at-bats (31 starts); also named to the All-Star team...played in the Florida Junior College All-Star game in 2005 after playing the season at Daytona Beach Community College...conference player-of-the-year and first-team all-state pick in 2005...played for the conference champions in 2005 at Daytona Beach Community College, where he was coached by Tim Tourma...teammate of fellow Tiger Alan Farina at Daytona Beach Community College in 2005...drafted in the 46th round (1,368th overall pick) by the Angels in 2004 out of junior college...drafted in the 36th round (1,078th overall pick) by the Twins in 2003 out of high school...lettered three times in baseball at Forest High School, where he was coached by Wayne Yancey.

Personal

Majoring in psychology...born Marquez Jamal Smith on Mar. 20, 1985 in Panama City, FL.

Head Coach Jack Leggett on Smith

"Marquez is one of the better third-basemen, certainly in the ACC and maybe in the country. He played a lot last year as our third-baseman. His fielding percentage, consistency, and accuracy are all outstanding. He has great hands and is going to hit in the middle of the order. He's a great team player, and he's one of the keys to our success."



Smith's Career Stats

Overall																							
Year	Avg	GP-GS	AB	R	H	2B	3B	HR	RBI	TB	Slg%	BB	HP	SO	GDP	OB%	SF	SH	SB	PO	A	E	Fld%
2006	.291	66-63	223	53	65	20	1	10	48	117	.525	30	10	41	2	.396	2	2	5-5	21	76	5	.951
ACC Regular Season																							
Year	Avg	GP-GS	AB	R	H	2B	3B	HR	RBI	TB	Slg%	BB	HP	SO	GDP	OB%	SF	SH	SB	PO	A	E	Fld%
2006	.315	28-26	92	26	29	9	0	4	20	50	.543	10	3	20	0	.400	0	1	1-1	1	27	0	1.000





#22 Matt Vaughn

RHP • R-R • 6-3 • 215 • So. • 1VL

Summerville, South Carolina
Summerville High School



Has good mental makeup and presence as a righty on the mound...saw

velocity from last year. He has great ball movement. He's a competitive spirit on the mound. I think he will make a significant contribution to the team this spring and pitch some big innings."

limited action during the second half of the 2006 season, but the coaches like his competitiveness and should make more of an impact during the 2007 season...aggressive pitcher who likes to challenge hitters...will be depended on to provide innings out of the bullpen and make spot starts as a sophomore during the 2007 season...tied for the tallest pitcher on the 2007 Clemson squad at 6'3".

Head Coach Jack Leggett on Vaughn

"Matt is a competitive righthander who is coming into his own. He's more confident and has picked up his

Vaughn's Career Highs

Total IP	2.0	many (2)	-----
Scoreless IP	2.0	many (2)	-----
Hits	5	Western Carolina	4/4/06
Runs	6	Western Carolina	4/4/06
Earned Runs	5	Western Carolina	4/4/06
Walks	3	Western Carolina	4/4/06
Strikeouts	3	many (2)	-----

2-for-11 (.182) with runners on base and two outs...held the leadoff batter to a .286 batting average (4-for-14)...threw 15 groundball outs compared to only eight flyball outs, showing his ability to keep the ball down in the strikezone; against lefthanded

batters, he threw 10 groundball outs and no flyball outs...had a 4.32 ERA and .235 opponents' batting average along with eight strikeouts against only three walks in six relief appearances (8.1 innings pitched) in games during the month of March...had 10 strikeouts against only two walks in nine relief appearances (9.0 innings pitched) in day games...in a combined 5.2 innings pitched in the first, sixth, and seventh innings, he did not allow a single earned run, and allowed just two hits (2-for-21), good for an 0.95 opponents' batting average...threw two groundball double-play balls...did not commit an error and had one assist...was on the 25-man ACC Tournament roster, but did not travel to the College World Series with the team...pitched 2.0 scoreless innings in relief at College of Charleston on Mar. 3; he allowed no hits and no walks with three strikeouts while pitching near his hometown in Mount Pleasant, SC...pitched 2.0 perfect innings in relief with three strikeouts against



Elon on March 22...made his first career start on the mound against Western Carolina on April 4 in a game at Doug Kingsmore Stadium...pitched a scoreless inning with a strikeout against Maryland on Apr. 9...pitched a scoreless inning with two strikeouts in the second game of a doubleheader at Duke on May 8...made an appearance out of the bullpen in the regular-season finale against #22 Wake Forest on May 20.

Before Clemson

All-state selection and member of the state champions during his sophomore season at Summerville High School...lettered four times in baseball and four times in football at Summerville High, where he was coached by Burt Bazzle...attended the same high school as Steven Jackson (2001-04), another tall righthander from Summerville High School who played at Clemson and wore the same jersey number (#22)...also from the same high school as former Clemson football center Dustin Fry (2003-06), who was Second-Team All-ACC in 2006.

Personal

Member of the ACC Academic Honor Roll in 2005-06...majoring in pre-business...born Matthew Harold Vaughn on Jun. 13, 1986 in Warner Robins, GA.



Vaughn's Career Stats


Overall																						
Year	ERA	W-L	APP	GS	CG	SHO/CBO	SV	IP	H	R	ER	BB	SO	AB	O/BA	WP	HBP	BK	PO	A	E	Fld%
2006	10.12	0-1	13	1	0	0/2	0	13.1	22	19	15	7	15	63	.349	2	2	1	0	1	0	1.000
ACC Regular Season																						
Year	ERA	W-L	APP	GS	CG	SHO/CBO	SV	IP	H	R	ER	BB	SO	AB	O/BA	WP	HBP	BK	PO	A	E	Fld%
2006	13.50	0-0	5	0	0	0/1	0	2.2	7	4	4	0	3	14	.500	0	1	0	0	0	0	-----



#6 Stan Widmann

SS • R-R • 6-0 • 190 • Jr. • 2VL

Hurst, Texas
L.D. Bell High School



Everyday starter at shortstop in both of his first two seasons at Clemson and will do the same in 2007...teams with Taylor Harbin to form one of the best double-play combinations in the nation...has a strong arm...works extremely hard on the field and in the weightroom...a career .298 hitter in 133 starts...has 19 doubles, three triples, five homers, and 55 RBIs along with 22 stolen bases in 23 attempts.

Head Coach Jack Leggett on Widmann

"Stan is our starting shortstop who is one of the better shortstops in the ACC and country. He has great athletic ability and quickness. He's not afraid to lay-out and get dirty. He comes across the bag and finishes up a double play as well as anybody I've coached. He can move and throw on the run. He has a penchant for making the great play. With a little more consistency, he can be the best there is."

2006 (Sophomore)

Hit .307 with a .373 on-base percentage in 67 games (all starts at shortstop)...had 12 doubles, two triples, a homer, and was 15-15 on steals; the 15 steals without being thrown out was the second-highest figure in Tiger history...hit .310 in ACC regular-season games...batted .333 against top-25 ranked teams...had 19 multi-hit games...had four bunt singles...was 15-for-36 (.417) in the last nine games...hit .343 at home...had 16 two-out RBIs...was 5-for-12 (.417) with 12 RBIs with the bases loaded...hit a team-best .387 in eight NCAA Tourney starts...named to the Clemson Regional All-Tourney team after going 6-for-13 (.462) with two doubles, a homer, and four RBIs in three games...went 3-for-4 with two steals against #25 Kansas on Mar. 10...went 2-for-4 with a double and two RBIs against #12 N.C. State on Mar. 24...went 2-for-3 with a walk and two steals against #12 N.C. State on Mar. 26...went 2-for-4 with a double and

three RBIs against Maryland on Apr. 9...went 3-for-5 with a double and two runs scored against #22 Wake Forest on May 18...hit a go-ahead, two-run single in the eighth inning in the first game of a doubleheader against #7 Georgia Tech in the ACC Tourney on May 27...went 3-for-5 with a triple and two runs scored against #25 N.C. State in the ACC Tourney on May 28...went 2-for-3 with a two-run homer and double against North Carolina-Asheville in the Clemson Regional on Jun. 2...went 3-for-5 with two RBIs against Elon in the Clemson Regional on Jun. 3...hit a go-ahead, two-run single with two outs in the eighth inning against #14 Oral Roberts in the Clemson Super Regional on Jun. 10...went 2-for-3 against #5 North Carolina in the College World Series on Jun. 18; he had two of the team's three hits...went 2-for-5 with a double and steal against #2 Cal State Fullerton in the College World Series on Jun. 20...played for Falmouth in the Cape Cod League in the summer, where he hit .286 with five doubles, eight RBIs, and seven steals in 32 games.

2005 (Freshman)

Hit .289 with seven doubles, four homers, and 25 RBIs in 66 starts (all at shortstop)...had a team-high five sacrifice flies, seven sacrifice bunts, and six bunt singles...had seven steals...committed just four errors (.973 fielding percentage) in ACC regular-season games...hit .330 against top-25 ranked teams...went 3-for-4 against #18 California-Irvine on Feb. 26...went 3-for-4 with an RBI at Auburn on Mar. 5...went 3-for-4 with a double and RBI against Furman on Mar. 16...went 3-for-5 with two bunt singles and two runs scored in the second game of a doubleheader at #6 Florida State on Apr. 3...went 2-for-4 with two runs scored and his first career homer against Duke on Apr. 10...went 2-for-3 with two RBIs, including the game-tying, RBI single in the sixth inning, against Virginia on Apr. 15...went 2-for-4 with a homer, three RBIs, and three runs scored against #6 Georgia Tech on Apr. 29...went 2-for-3 with two runs scored against #4 Miami (FL) on May

19...hit a two-run homer against #8 Miami (FL) in the ACC Tourney on May 26...had three RBIs against North Carolina A&T in the Clemson Regional on Jun. 3...went 2-for-4 with the go-ahead two-run single with the bases loaded in the seventh inning at #6 Baylor in the Waco Super Regional on Jun. 11; he was 4-for-9 in three games against the team from his home state...played for Euless in the Texas Collegiate League in the summer, where he hit .239 in 109 at-bats (32 games).

Before Clemson

Lettered four times in baseball at L.D. Bell High, where he was coached by Paul Gibson...played in an All-America game in Albuquerque, NM after his senior season...all-state pick as a senior...chosen to play in the inaugural AFLAC All-American High School Baseball Classic in Fort Myers, FL prior to his senior season.

Personal

Majoring in sport management...first Tiger from the state of Texas since 1993...born Stanley Ray Widmann on Aug. 25, 1985 in Fort Worth, TX.

Widmann's Career Highs

Runs	3	many (3)	-----
Hits	3	many (8)	-----
Doubles	1	many (19)	-----
Homers	1	many (5)	-----
RBIs	3	many (3)	-----
Walks	2	many (3)	-----
Steals	2	many (2)	-----

four errors (.973 fielding percentage) in ACC regular-season games...hit .330 against top-25 ranked teams...went 3-for-4 against #18 California-Irvine on Feb. 26...went 3-for-4 with an RBI at Auburn on Mar. 5...went 3-for-4 with a double and RBI against Furman on Mar. 16...went 3-for-5 with two bunt singles and two runs scored in the second game of a doubleheader at #6 Florida State on Apr. 3...went 2-for-4 with two runs scored and his first career homer against Duke on Apr. 10...went 2-for-3 with two RBIs, including the game-tying, RBI single in the sixth inning, against Virginia on Apr. 15...went 2-for-4 with a homer, three RBIs, and three runs scored against #6 Georgia Tech on Apr. 29...went 2-for-3 with two runs scored against #4 Miami (FL) on May

Widmann's Career Stats

Overall																							
Year	Avg	GP-GS	AB	R	H	2B	3B	HR	RBI	TB	Sig%	BB	HP	SO	GDP	OB%	SF	SH	SB	PO	A	E	Fld%
2005	.289	66-66	232	36	67	7	1	4	25	88	.379	17	1	54	10	.333	5	7	7-8	102	205	25	.925
2006	.307	67-67	241	39	74	12	2	1	30	93	.386	24	2	39	1	.373	1	2	15-15	98	186	23	.925
Totals	.298	133-133	473	75	141	19	3	5	55	181	.383	41	3	93	11	.354	6	9	22-23	200	391	48	.925

ACC Regular Season																							
Year	Avg	GP-GS	AB	R	H	2B	3B	HR	RBI	TB	Sig%	BB	HP	SO	GDP	OB%	SF	SH	SB	PO	A	E	Fld%
2005	.257	30-30	109	20	28	3	0	3	12	40	.367	7	0	25	4	.294	3	4	2-2	46	92	4	.972
2006	.310	28-28	100	17	31	7	0	0	16	38	.380	9	2	15	0	.378	0	0	8-8	30	77	10	.915
Totals	.282	58-58	209	37	59	10	0	3	28	78	.373	16	2	40	4	.335	3	4	10-10	76	169	14	.946





#31 P.J. Zocchi

RHP • R-R • 5-11 • 210 • *Jr. • 2VL

Bronx, New York
Iona Prep School



Team co-captain in 2007...tough-minded fourth-year junior and righthander who will compete for a spot in the week-end rotation in 2007...has a good breaking ball...has a 7-0 career record, 3.14 ERA, and one save in 25 appearances (10 starts)...in 80.1 innings pitched, he has allowed 78 hits and 34 walks with 76 strikeouts.

Head Coach Jack Leggett on Zocchi

"P.J. has a chance to be one of our top pitchers. He's a great competitor and throws strikes. He has an excellent breaking ball and good changeup. He pitched some great games last year and pitched well in Omaha. He is one of our team captains and has excellent leadership qualities. He's a player that everyone looks up to. He's unselfish and is very coachable. He's ready to make a significant push to be one of the better pitchers in our conference."

2006 (Red-Shirt Sophomore)

Had a 6-0 record, 2.81 ERA, and one save in 18 appearances (seven starts)...in 67.1 innings pitched, he allowed 65 hits and 26 walks with 66 strikeouts...allowed just one steal in five attempts...allowed only five of 16 inherited baserunners to score, including none of the last seven...in his last eight appearances, which included three starts, he had a 3-0 record with a save and 1.24 ERA in 36.1 innings pitched; he also allowed just 28 hits, five runs, and nine walks with 32 strikeouts...held righthanded batters to a .212 batting average...had a 5-0 record and 2.75 ERA in seven starts...had a 3-0 record and team-best 1.72 ERA in 15.2 innings pitched on opponents' home fields...did not hit a batter...had a team-high three pickoffs...had a 1.64 ERA in 22.0 innings pitched in April and 0.55 ERA in 16.1 innings pitched in May, both team-bests...had a 2.45 ERA in two NCAA Tourney appearances and 2.08 ERA in four postseason

appearances, both team-bests...in his first career start on the road, he pitched 6.0 innings to earn the win at College of Charleston on Mar. 3; he allowed five hits and no runs with four strikeouts...pitched 5.0 innings in relief, allowing five hits, one run, and no walks with seven strikeouts against Western Carolina on Apr. 4...pitched 6.0 innings in a starting role, allowing three hits and no earned runs to earn the win at Western Carolina on Apr. 11...pitched 3.0 scoreless innings in relief, allowing two hits with four strikeouts against Virginia Tech on Apr. 29...pitched 8.2 scoreless innings in a starting role, allowing five hits and one walk with eight strikeouts to earn the win against #21 College of Charleston on May 16; in two starts against the Cougars, he pitched 14.2 scoreless innings, allowing 10 hits and three walks with 12 strikeouts, and won both games...in his first career postseason outing, he pitched 6.0 innings in a starting role, allowing four hits and one run with three strikeouts to earn the win against Wake Forest in the ACC Tourney on May 24...struck out the only batter he faced to earn his first career save against #25 N.C. State in the ACC Tourney on May 28; therefore he started Clemson's first game of the tourney and ended the last in the Tigers' run to the tourney title...pitched 5.0 innings in relief, allowing six hits and one run with three

strikeouts against #14 Oral Roberts in the Clemson Super Regional on Jun. 9...pitched 6.0 innings in relief, allowing seven hits and two runs with five strikeouts against #2 Cal State Fullerton in the College World Series on Jun. 20...played for Harwich in the Cape Code League in the summer, where he was 0-2 with a 2.87 ERA in 37.2 innings pitched over seven appearances (six starts); he also allowed 36 hits and 18 walks with 33 strikeouts.

2005 (Red-Shirt Freshman)

Was 1-0 with a 5.14 ERA in four appearances (two starts)...had a .231 opponents' batting average in 7.0 innings pitched...held righthanded batters to a



.176 batting average...had a 1.42 ERA in 6.1 innings pitched at home...in a scheduled short start, he pitched 2.0 scoreless innings of one-hit ball to earn the win against Western Carolina on Apr. 19...played for Keene in the NECBL in the summer; he was 3-2 with a 3.35 ERA in 43.0 innings pitched (eight starts).

2004 (Freshman)

Made two relief appearances and one start before his season came to an end with an arm injury against Gardner-Webb on Mar. 3...figured to be one of the team's best righties out of the bullpen...in 6.0 innings pitched, he allowed seven hits, three runs, and two walks with seven strikeouts...in two relief appearances, he allowed no runs, two hits, and no walks with five strikeouts in 4.0 innings pitched...pitched 3.0 scoreless innings in relief, allowing one hit and no walks with five strikeouts against Georgia Southern at Greenville, NC on Feb. 29.

Before Clemson

Had a 25-0 career record and 0.63 ERA at Iona Prep School...**New York NewsDay** Athlete/Player-of-the-Year as a senior...First-Team New York City and First-Team Westchester as a senior...Westchester Scholastic Sports Award winner as a senior...led his team to a 28-2 record as a senior...lettered four times in baseball...coached by Fred Gallo.

Personal

Two-time member of the ACC Academic Honor Roll...his mother Susan played basketball at Dominican...pronounced ZAH-chee...majoring in financial management...born Peter James Zocchi on Jun. 19, 1985 in Bronx, NY.

Zocchi's Career Highs

Total IP	8.2	College of Charleston	5/16/06
Scoreless IP	8.2	College of Charleston	5/16/06
Hits	8	Georgia	3/29/06
Runs	6	Georgia	3/29/06
Earned Runs	6	Georgia	3/29/06
Walks	4	many (2)	-----
Strikeouts	8	College of Charleston	5/16/06

Zocchi's Career Stats

Overall																			
Year	ERA	W-L	APP	GS	CG	SHO/CBO	SV	IP	H	R	ER	BB	SO	AB	O/BA	WP	HBP	BK	PO
2004	4.50	0-0	3	1	0	0/1	0	6.0	7	3	3	2	7	23	.304	1	0	0	0
2005	5.14	1-0	4	2	0	0/0	0	7.0	6	4	4	6	3	26	.231	3	1	0	0
2006	2.81	6-0	18	7	0	0/2	1	67.1	65	25	21	26	66	248	.262	10	0	4	3
Totals	3.14	7-0	25	10	0	0/3	1	80.1	78	32	28	34	76	339	.263	14	1	4	3
ACC Regular Season																			
Year	ERA	W-L	APP	GS	CG	SHO/CBO	SV	IP	H	R	ER	BB	SO	AB	O/BA	WP	HBP	BK	PO
2005	13.50	0-0	2	0	0	0/0	0	2.0	4	3	3	3	2	9	.444	1	1	0	0
2006	4.05	1-0	4	0	0	0/0	0	6.2	10	6	3	3	10	28	.357	1	0	1	0
Totals	6.23	1-0	6	0	0	0/0	0	8.2	14	9	6	6	12	37	.378	2	1	1	0



#3 David Bunnell

INF • R-R • 6-0 • 185 • Sr. • HS
Charlotte, North Carolina
Independence High School



Senior infielder who walked-on to the Tiger program in the fall...can play several infield spots and will compete for a backup position at second base, shortstop, and third base.

Head Coach Jack Leggett on Bunnell: "David is someone who is going to help give us some depth in the infield. He's a very hard worker and extremely team-oriented as a versatile infielder. He has been making improvements every day."

Before Clemson: All-conference selection and team captain during his junior and senior seasons at Independence High School...team defensive MVP as a junior...batted .374 in his junior season and .352 as a senior...lettered three times in baseball at Independence High School, where he was coached by Mark Mennitt

Personal: Majoring in marketing...born David Minson Bunnell on Sept. 24, 1984 in Charlotte, NC.



#1 J.D. Burgess

INF • R-R • 5-11 • 165 • Fr. • HS
Pickens, South Carolina
Pickens High School



First-year freshman infielder from nearby Pickens (SC) High School...won the Omaha Challenge, the team's offseason endurance and condition competition, among position players in the fall.

Head Coach Jack Leggett on Burgess: "J.D. is a very hard-working freshman. He's an infielder, and we think he has a chance to be an outstanding player because of his toughness and work ethic. He has great versatility. He's going to play second, short, and third. His hitting has really picked up, and I think he's going to be one of those strong, fundamentally-sound, execution-type players that will help Clemson win."

Before Clemson: All-state selection as a senior at Pickens High School...#3 player in South Carolina by **Baseball America**...played on the 2005 Big League World Series Championship team...all-region as a sophomore and junior...hit .366 with six homers and 28 RBIs as a junior...a 2003 USSSA 15-and-under All-American...lettered six times in baseball and one time in football...coached by Stan Butler.

Personal: His father John Burgess, Jr. lettered in baseball at North Greenville...majoring in secondary education...born John David Burgess on Sept. 16, 1987 in Greenville, SC.



#25 Alan Farina

RHP • R-R • 5-11 • 195 • Jr. • JC
Chuluota, Florida
Daytona Beach Community College



Rated as the #14 transfer in the nation in the preseason by **Baseball America**...junior college transfer and first-year Tiger who has the ability to step right in and contribute on the 2007 pitching staff.

Head Coach Jack Leggett on Farina: "Alan is a righthanded junior college pitcher who has an outstanding arm. He has two really-good, quality pitches to go along with the fastball. He's a great competitor on the mound, and we believe he's going to have a big role on this year's ballclub. He's going to get a lot of innings in key situations, and I'm excited about him being part of our ballclub."

Before Clemson: #2 prospect in the Florida Collegiate League at Daytona Beach Community College...#9 Florida junior college prospect by **Perfect Game**...had a 9-2 record in 2006...first-team all-state and conference pitcher-

of-the-year in 2006...Florida Junior College All-Star in 2005...teammate of fellow Tiger Marquez Smith at Daytona Beach Community College in 2005, where he was coached by Tim Touma...lettered three times in baseball at Oviedo High School, where he as coached by Kevin Wainscott...had an 11-2 record and 0.52 ERA as a senior.

Personal: Majoring in economics...born Alan Robert Farina on Aug. 9, 1986 in Winter Park, FL.



#18 Addison Johnson

OF/LHP • L-L • 5-7 • 165 • Fr. • HS
Pfaftown, North Carolina
North Forsyth Senior High School



Scrappy freshman outfielder who will compete for a starting spot in the outfield either in left field or right field...regarded as one of the top high school players from the state of North Carolina in 2006.

Head Coach Jack Leggett on Johnson: "Addison is a lefthanded outfielder and lefthanded hitter who will play a lot for us this season in left field. He has a chance to be our leadoff hitter as well. He's very quick and very fast. He's an aggressive, competitive player and has a nice swing at the plate. He also has a great feel for the bunt game. He's ahead of his time. He's going to develop as one of the favorite players of the fans, because he's going to play hard and he's got an ability to lead off for this team. We're excited he's here at Clemson."

Before Clemson: First-team all-state as a senior at North Forsyth Senior High School...#60 prospect in the nation by **Baseball America** and #167 prospect by **Perfect Game**...#7 prospect in North Carolina by **Perfect Game**...North Carolina's MVP of the North Carolina/South Carolina All-Star game...member of the East Coast Professional Showcase...all-state and all-conference as a junior...hit .388 with seven doubles, three triples, and five homers along with a 3-0 record and 47 strikeouts in 23.0 innings pitched as a junior...lettered four times in baseball at North Forsyth Senior High, where he was coached by Jamie Lowe.

Personal: High school teammate of fellow Tiger D.J. Mitchell...major is undeclared...born Addison Lee Johnson on Dec. 26, 1987 in Winston-Salem, NC.



#19 Alex Lee

OF • L-L • 6-1 • 175 • Fr. • HS
Blythewood, South Carolina
Ridge View High School



First-year freshman outfielder who showed good speed and improved during fall practices...will provide depth as a backup at several outfield positions in 2007...one of 10 Tiger players from the state of South Carolina and one of 10 first-year freshmen on the 2007 Clemson team.

Head Coach Jack Leggett on Lee: "Alex is a freshman lefthanded-hitting outfielder from the Columbia area. He has a chance to be a really good player. He has excellent speed and a good feel of the bunt game. He's a player along the same lines as Brad Chalk, as he can put the ball in play and run the bases well. With some seasoning and experience, I think Alex is going to be a good player."

Before Clemson: All-state selection during his senior season at Ridge View High School...named South Carolina's MVP of the North Carolina/South Carolina All-Star baseball game...#5 prospect in South Carolina according to **Baseball America**...named Most Valuable Hitter at the CABA World Series in 2005...named an all-region selection three times...batted .488 with four home runs, 33 RBIs, and 11 stolen bases during his junior season...coached by Barry Mizzell.

Personal: Both his father Paul and mother Jan graduated from Clemson...majoring in general engineering...born Alex Wimberk Lee on Oct. 2, 1987 in Greer, SC.





#29 Tim Morris

1B/OF • L-L • 6-3 • 220 • Fr. • HS
Villanova, Pennsylvania
Radnor High School



Strong freshman first-baseman and outfielder who will compete for innings behind Andy D'Alessio at first base...has the versatility to play several outfield positions and will compete for time as the designated hitter in 2007...one of two first-year freshmen from the state of Pennsylvania on the 2007 squad, joining lefthander Matt Zoltak (Philadelphia).

Head Coach Jack Leggett on Morris: "Tim is a freshman, lefthanded hitter who can play first base and outfield along with designated hitter. He has a chance to be a very strong lefthanded hitter as a freshman as he picks up experience during practices and scrimmages. I think he has a chance to be a good player here at Clemson. He needs to be consistent with all his fundamentals and put things together. With that experience, good things are going to come from him."

Before Clemson: All-state as a senior at Radnor High School...#9 prospect in Pennsylvania by **Perfect Game**...MVP of the Pennsylvania Legion East-West Game in 2005...First-Team All-Central League, First-Team All-Delaware County, and team MVP has a junior...**Main Line Times** Player-of-the-Year as a junior...hit .450 with five home runs, 35 RBIs, and 10 stolen bases as a junior...lettered three times in baseball at Radnor High School, where he was coached by Jason Sherlock.

Personal: His father Bill lettered as a baseball player at Dayton...majoring in pre-business...born Timothy John Morris on Dec. 11, 1987 in Philadelphia, PA.



#44 Buddy Munroe

C • R-R • 5-10 • 180 • Fr. • HS
Miami, Florida
Christopher Columbus High School



First-year freshman who is recovering from a torn labrum...will eventually compete for the starting spot at catcher when he becomes healthy.

Head Coach Jack Leggett on Munroe: "Buddy is a freshman catcher coming off a shoulder injury. He has chance to have a tremendous arm and be able to put a handle on the running game when he gets completely healthy. His bat has improved and gotten stronger. If he continues to work hard, he has a chance to be an outstanding catcher. We're looking forward to the future with him."

Before Clemson: All-state selection during his senior season at Christopher Columbus High School...member of the East Coast Professional Showcase and Florida Diamond Club in 2005...#195 prospect in the nation according to **Perfect Game**...#20 prospect in Florida according to **Perfect Game**...hit .383 with eight home runs, 39 RBIs, and struck out only seven times during his junior season...member of the state AAAAAA champions as a freshman...coached by Joe Weber.

Personal: Major is undeclared...born Stewart Walrath Munroe IV on Aug. 28, 1987 in Miami, FL.



#10 Ben Paulsen

1B/3B • L-R • 6-3 • 190 • Fr. • HS
Acworth, Georgia
Kell High School




First-year freshman and corner infielder who will compete for the starting DH spot in 2007...son of Assistant Head Coach Tom Riginos.

Head Coach Jack Leggett on Paulsen: "Ben is a lefthanded hitter and first-baseman who will be a really good hitter. He's very coachable. He's also

a tough player who is making an impression on this ballclub as a first-year freshman. I can see him as a designated hitter and playing some at first base. In the long run, I think he's going to be an excellent player here at Clemson, and we're very excited about what he's going to lend to the team during the 2007 season."

Before Clemson: All-state selection as a senior at Kell High School...#135 prospect in the nation by **Perfect Game**...#5 prospect in Georgia by **Perfect Game**...lettered two times in baseball at Kell High School, where he was coached by Donnie English.

Personal: Son of Tiger Assistant Head Coach Tom Riginos...majoring in pre-business...born Benjamin Michael Paulsen on Oct. 27, 1987 in Plymouth, WI.



#23 Justin Sarratt

RHP • R-R • 5-9 • 165 • Fr. • HS
Gaffney, South Carolina
Gaffney Senior High School



First-year freshman righthander who will compete for innings out of the bullpen in 2007.

Head Coach Jack Leggett on Sarratt: "Justin is a very tough, competitive freshman and righthanded pitcher. He's very aggressive on the mound. He has an excellent curveball and comes at you from many different angles. His best assets are his competitiveness and toughness, and he works extremely hard."

Before Clemson: All-state selection as a senior at Gaffney Senior High School...#8 prospect in South Carolina by **Baseball America**...was 17-6 with five saves and 204 strikeouts against only 23 walks his last two years of high school...team's most valuable pitcher as a junior...all-region as a junior...team Legion MVP in 2005...during his combined high school and legion seasons in 2005, he was 14-4 with 14 complete games in 152.0 innings pitched, and had 152 strikeouts and a 1.48 ERA along with hitting .343...lettered four times in baseball at Gaffney Senior High, where he was coached by Tom Owens

Personal: Majoring in general engineering...born Justin Elliott Sarratt on Dec. 22, 1987 in Spartanburg, SC.



#27 Brock Schnabel

RHP • R-R • 6-3 • 230 • Jr. • JC
Winter Haven, Florida
Polk Community College



Experienced junior college righthander who will be counted on to pitch innings out of the bullpen...played one season (2005) at Jacksonville.

Head Coach Jack Leggett on Schnabel: "Brock is a righthanded pitcher in his first season out of Polk Community College. He has a lot of instincts as a pitcher. He's going to be pitching in some big-game situations. He has an excellent changeup and fastball. He can throw strikes all day long. He's picked up a good slider over the fall, and I see good things ahead for him."

Before Clemson: Florida junior college all-star at Polk Community College in 2006, where he was coached by Johnny Wiggs...#11 junior college prospect in Florida by **Perfect Game**...Atlantic Sun Conference All-Freshman team selection at Jacksonville in 2005, where he was 1-1 with a 3.66 ERA and a save in 39.1 innings pitched over 15 appearances (two starts); also had 32 strikeouts against only nine walks under Head Coach Terry Alexander...third in the Atlantic Sun Conference with a 2.66 ERA in league games...team MVP and first-team all-area as a senior Lake Region High School, where he was coached by Bill Bullock...lettered four times in baseball.

Personal: Majoring in financial management...born Brock Michael Schnabel on Dec. 26, 1985 in Winter Haven, FL.

Schnabel's Overall Stats

Year	ERA	W-L	G-GS	CG	SHO	SV	IP	H	R	ER	BB	SO
2005*	3.66	1-1	15-2	0	0	1	39.1	48	21	16	9	32

* - Jacksonville



#15 Graham Stoneburner

RHP/INF • R-R • 6-0 • 180 • Fr. • HS
Richmond, Virginia
Mills E. Godwin High School



Rated as the #38 freshman in the nation in the preseason by **Baseball America**...talented first-year freshman who can pitch and play in the infield...suffered a torn ACL in January and will miss the 2007 season.

Head Coach Jack Leggett on Stoneburner: "Graham is a righthanded pitcher and infielder who is going to pitch some important innings for us. He has a loose arm along with a good feel of his breaking pitches and his changeup. He's very athletic. His hitting has really improved as well. I see him competing as a two-way player, but on the mound I think he's going to give us some great innings."

Before Clemson: Lettered at Mills E. Godwin High School...#71 prospect in the nation by **Baseball America** and #128 prospect by **Perfect Game**...#6 prospect in Virginia by **Perfect Game**...first-team all-metro and second-team all-district as a junior...was 5-0 with an 0.21 ERA and 74 strikeouts in 43.0 innings pitched along with hitting .313 with three homers and 25 RBIs as a junior...member of the East Coast Professional Showcase...lettered four times in baseball and one time in track...coached by John Marano.

Personal: Majoring in pre-business...born Graham Chappell Stoneburner on Sept. 29, 1987 in Richmond, VA.



#42 Josh Thraillkill

RHP • R-R • 6-2 • 180 • Fr. • HS
Arden, North Carolina
T.C. Roberson High School



Rated as the #18 freshman in the nation in the preseason by **Baseball America**...will compete for innings as one of the most talented high school pitchers in the state of North Carolina in 2006.

Head Coach Jack Leggett on Thraillkill: "Josh is a freshman righthander who has a lot of great innings ahead of him. He's a competitor and throws strikes. He has a good slider, changeup, and fastball. He's a player that has a good feel for what he's doing on the mound, and he's going to pitch some very strong innings. He'll be an excellent pitcher this year and in the future."

Before Clemson: Named an AFLAC All-American at T.C. Roberson High School...member of the USA Junior National Team in 2005, where he was 2-0 with an 0.59 ERA...#20 prospect in the nation by **Baseball America**...drafted in the 34th round (1,027th overall pick) by the Philadelphia Phillies in 2006...was 7-1 with a 1.26 ERA, 65 strikeouts, and two no-hitters in 50.0 innings pitched as a junior...lettered four times in baseball at T.C. Roberson High School, where he was coached by Tom Smith.

Personal: Major is undeclared...born Joshua Clay Thraillkill on Dec. 25, 1987 in Fort Lauderdale, FL.



#37 Adam Ward

C • R-R • 5-9 • 155 • *So. • HS
Hanahan, South Carolina
Hanahan High School



Sophomore walk-on who will add depth at catcher...one of 10 Tigers from the state of South Carolina.

Head Coach Jack Leggett on Ward: "Adam is a catcher we've kept on our team this season. He is a great team player who is willing to do whatever it takes to be successful. He's helping with out depth in the catching department and has made some great improvements since the fall. His role on this team is one where everyone respects what he does, and I think he will help us win."

Before Clemson: All-region selection during his junior and senior seasons at Hanahan High School...team captain as a senior...voted team MVP during his junior and senior seasons at Hanahan High...named MVP of the 2003 South-

ern Prospect Showcase in North Charleston, SC...member of the Dixie Majors State Championship team in 2003, 2004, and 2005, including being named player-of-the-game in the 2005 championship game...member of the 2005 Dixie Majors World Series Championship team in 2005...lettered four times in baseball at Hanahan High School, where he was coached by Brian Mitchell.

Personal: Majoring in economics...born William Adam Ward on Jan. 12, 1986 in Hanahan, SC.



#20 Matt Zoltak

LHP • L-L • 5-11 • 180 • Fr. • HS
Philadelphia, Pennsylvania
Plymouth Whitemarsh Senior High School



First-year freshman lefthander who will compete for innings out of the bullpen in 2007...one of two first-year freshmen from the state of Pennsylvania on the 2007 squad, joining first-baseman an outfielder Tim Morris (Villanova).

Head Coach Jack Leggett on Zoltak: "Matt has a chance to be really good down the road. He has confidence, throws strikes, changes speed, and has good ball movement. With a little more seasoning and experience this spring, he's going to emerge as one of our better freshman pitchers. I'm excited about his future."


Before Clemson: First-team all-state selection at Plymouth Whitemarsh Senior High School...#171 prospect in the nation by **Perfect Game**...#5 prospect in Pennsylvania by **Perfect Game**...member of the East Coast Professional Showcase in 2005...had an 8-2 record with an 0.98 ERA and 82 strikeouts in 45.0 innings pitched as a junior...Second-Team All-Southeastern Pennsylvania as a junior...first-team all-league as a junior...lettered three times in baseball at Plymouth Whitemarsh Senior High, where he was coached by Bob Slagle.

Personal: Major is undeclared...born Matthew Seyler Zoltak on Jun. 27, 1988 in Livingston, NJ.

Student Support Staff



Zac Ramey
Equipment Manager
2nd Season
Sr. • Kings Mountain, NC



Andrew King
Equipment Manager
1st Season
Fr. • Anderson, SC



Pat Hassell
Athletic Trainer
2nd Season
Gr. • Miami, FL



Zac Ramey



Pat Hassell



2006 Fall Omaha Challenge

In the fall of 1998, Head Coach **Jack Leggett** conceived a competition to test his players and help them reach their strength goals. The contest was named "Omaha Challenge." Its purpose is to serve as an intense form of evaluation to measure muscular endurance, mental toughness, and develop team unity using a variety of resistance, agility, and conditioning tests.

Before the 2007 season, the fielders competed against each other, as did the pitchers. The fielders performed the dumbbell bench press (65 pounds), pullups, sled pull, "Hercules Hold," 120-yard "Omaha Shuttle," "Omaha Four-Lapper" (2.2 miles), and agility circuit. The pitchers performed in the same events as the fielders, except the pitchers did a 55-pound dumbbell bench press.

Freshman infielder **J.D. Burgess** captured the fielders' competition with 2,405 points. Sophomore lefthander **Chris Fidrych** won the pitchers' event, totaling 2,570 points.

Fielders

Rk	Player	Points
1.	J.D. Burgess	2405
2.	Doug Hogan	2375
3.	D.J. Mitchell	2365
4.	Taylor Harbin	2240
5.	Brad Chalk	2104
6.	Andy D'Alessio	2092
7.	Stan Widmann	2089
8.	Addison Johnson	2057
9.	Wilson Boyd	1967

Dumbbell Bench Press
Doug Hogan 35

Pull Ups
Doug Hogan 22

Sled Pull
Brad Chalk 25.7

Hercules Hold
D.J. Mitchell 3:05

Omaha Shuttle
D.J. Mitchell 1:36

Omaha Four-Lapper
D.J. Mitchell 13:03

Agility Circuit
J.D. Burgess 2:42

Pitchers

Rk	Player	Points
1.	Chris Fidrych	2570
2.	David Kopp	2475
3.	P.J. Zocchi	2399
4.	Matt Vaughn	2398
5.	Alan Farina	2260
6.	Stephen Clyne	2214
7.	Graham Stoneburner	2153
8.	Matt Zoltak	2110
9.	Ryan Hinson	2089

Dumbbell Bench Press
Matt Vaughn 35

Pull Ups
Chris Fidrych 25

Sled Pull
Daniel Moskos 25.7

Hercules Hold
David Kopp 2:07

Omaha Shuttle
Daniel Moskos 1:45

Omaha Four-Lapper
P.J. Zocchi 13:03

Agility Circuit
Ryan Hinson 2:49

Team Standings

Rk	Team	Points
1.	Kopp	15,913
2.	Zocchi	15,298
3.	Smith	14,881
4.	D'Alessio	13,891

Overall Team & Individual Champions



Team Kopp (Stephen Clyne, Chris Fidrych, David Kopp, Josh Thraillkill, Alex Martin, Wilson Boyd, Brad Chalk, Taylor Harbin) won the team title. Fidrych won the individual title.



Individual Event Champions



Doug Hogan
Dumbbell Bench Press • Overall
35 reps



D.J. Mitchell
Omaha Four-Lapper • Overall
13 minutes, 3 seconds




J.D. Burgess
Agility Circuit • Overall
2 minutes, 42 seconds



Chris Fidrych
Pull Ups • Overall
25 reps



David Kopp
Hercules Hold • Pitchers
2 minutes, 7 seconds



Daniel Moskos
Omaha Shuttle • Pitchers
1 minute, 45 seconds

How Badly Do You Want It?

2007 Opponents

C



2007 CLEMSON BASEBALL



2007 Opponents

Boston College

May 5,6 (DH) at Clemson, SC

General Information

Location: Chestnut Hill, MA
Enrollment: 14,500
Nickname: Eagles
Colors: Maroon & Gold
Conference: Atlantic Coast
First Year of Baseball: 1946



Stadium Information

Home Field (Capacity): .. Commander Shea Field (1,000)
Dimensions: LL-330, LC-370, C-400, RC-365, RL-320
Press Box Phone: (617) 552-0119

Coaching Information

Head Coach: Mik Aoki (Davidson '90)
Record at Boston College: 0-0
Career Record: 0-0
Assistant Coaches: .. Steve Englert (Boston College '87)
..... Joe Hastings (East Carolina '01)
..... Connor Brooks (Dartmouth '00)

Team Information

2006 Record (Rank): 28-25 (NR)
2006 ACC Record (Finish): 9-21 (5th (Atlantic))
Lettermen Returning/Lost: 19/6
Position Starters Returning/Lost: 7/2
Pitchers Returning/Lost: 10/3
Series Record: Clemson leads 2-1

SID Information

Baseball Contact: Jamie Walsh
SID Office Phone: (617) 552-4508
SID Fax: (617) 552-4903
SID Email: walshamj@bc.edu
Athletic Website: BCEagles.com

College of Charleston

May 15 at Clemson, SC

General Information

Location: Charleston, SC
Enrollment: 11,617
Nickname: Cougars
Colors: Maroon & White
Conference: Southern
First Year of Baseball: 1899



Stadium Information

Home Field (Capacity): Patriots Point Field (2,000)
Dimensions: LL-300, LC-375, C-400, RC-375, RL-330
Press Box Phone: (843) 953-9141

Coaching Information

Head Coach: John Pawlowski (Clemson '96)
Record at College of Charleston: .. 260-153-1 (7 seasons)
Career Record: 260-153-1 (7 seasons)
Assistant Coaches: .. Scott Foxhall (College of Charleston '02)
..... Matt Heath (Louisiana State '02)
..... Chris Morris (College of Charleston '05)

Team Information

2006 Record (Rank): .. 46-17 (#14 BA, #13 CB, #13 SW)
2006 SoCon Record (Finish): 20-7 (2nd)
Lettermen Returning/Lost: 19/12
Position Starters Returning/Lost: 5/3
Pitchers Returning/Lost: 7/6
Series Record: Clemson leads 17-0

SID Information

Baseball Contact: Tony Ciuffo
SID Office Phone: (843) 953-5465
SID Fax: (843) 953-6534
SID Email: ciuffo@cofc.edu
Athletic Website: COFCSports.com

Coastal Carolina

March 7 at Clemson, SC

General Information

Location: Conway, SC
Enrollment: 7,613
Nickname: Chanticleers
Colors: ... Coastal Green, Bronze, & Black
Conference: Big South
First Year of Baseball: 1975



Stadium Information

Home Field (Capacity): .. Charles Watson Stadium (2,000)
Dimensions: LL-320, LC-360, C-390, RC-360, RL-325
Press Box Phone: (843) 421-8244

Coaching Information

Head Coach: Gary Gilmore (Coastal Carolina '80)
Record at Coastal Carolina: 407-250 (11 seasons)
Career Record: 660-352 (17 seasons)
Assistant Coaches: .. Kevin Schnall (Coastal Carolina '01)
..... Brendan Dougherty (Coastal Carolina '98)
..... Drew Thomas (Illinois State '98)

Team Information

2006 Record (Rank): 30-27 (NR)
2006 BSC Record (Finish): 15-9 (3rd)
Lettermen Returning/Lost: 14/10
Position Starters Returning/Lost: 5/4
Pitchers Returning/Lost: 8/6
Series Record: Clemson leads 33-6

SID Information

Baseball Contact: Kent Reichert
SID Office Phone: (843) 349-2840
SID Fax: (843) 349-2819
SID Email: kreicher@coastal.edu
Athletic Website: GoCCUSports.com

Duke

March 16,17,18 at Clemson, SC

General Information

Location: Durham, NC
Enrollment: 6,558
Nickname: Blue Devils
Colors: Royal Blue & White
Conference: Atlantic Coast
First Year of Baseball: 1889



Stadium Information

Home Field (Capacity): Jack Coombs Field (2,000)
Dimensions: LL-330, LC-375, C-400, RC-375, RL-330
Press Box Phone: (919) 812-4436

Coaching Information

Head Coach: Sean McNally (Duke '94)
Record at Duke: 15-40 (1 season)
Career Record: 15-40 (1 season)
Assistant Coaches: .. Matthew Boggs (Georgia Tech '02)
..... Sean Snedeker (Texas A&M '90)

Team Information

2006 Record (Rank): 15-40 (NR)
2006 ACC Record (Finish): 6-24 (5th (Coastal))
Lettermen Returning/Lost: 13/9
Position Starters Returning/Lost: 7/2
Pitchers Returning/Lost: 7/5
Series Record: Clemson leads 111-60-1

SID Information

Baseball Contact: Lee Aldridge
SID Office Phone: (919) 684-8708
SID Fax: (919) 684-2489
SID Email: laldrige@duaa.duke.edu
Athletic Website: GoDuke.com

Elon

April 24 at Clemson, SC

General Information

Location: Elon, NC
Enrollment: 5,230
Nickname: Phoenix
Colors: Maroon & Gold
Conference: Southern
First Year of Baseball: 1899



Stadium Information

Home Field (Capacity): Latham Park (2,000)
Dimensions: LL-317, LC-360, C-385, RC-380, RL-327
Press Box Phone: (336) 278-6788

Coaching Information

Head Coach: Mike Kennedy (Elon '91)
Record at Elon: 319-242-3 (10 seasons)
Career Record: 319-242-3 (10 seasons)
Assistant Coaches: .. Greg Starbuck (Winston-Salem State '91)
..... Robbie Huffstetler (Appalachian State '01)
..... Jason Simmons (Elon '99)

Team Information

2006 Record (Rank): 45-18 (NR)
2006 SoCon Record (Finish): 21-6 (1st)
Lettermen Returning/Lost: 17/12
Position Starters Returning/Lost: 6/3
Pitchers Returning/Lost: 8/7
Series Record: Clemson leads 6-4

SID Information

Baseball Contact: Chris Rash
SID Office Phone: (336) 278-6712
SID Fax: (336) 278-6768
SID Email: crash@elon.edu
Athletic Website: Elon.edu/Athletics

Florida State

May 11,12,13 at Tallahassee, FL

General Information

Location: Tallahassee, FL
Enrollment: 39,652
Symbol: Seminole
Colors: Garnet & Gold
Conference: Atlantic Coast
First Year of Baseball: 1948



Stadium Information

Home Field (Capacity): Dick Howser Stadium (6,700)
Dimensions: LL-340, LC-365, C-400, RC-360, RL-320
Press Box Phone: (850) 644-1553

Coaching Information

Head Coach: Mike Martin (Florida State '66)
Record at Florida State: 1435-493-4 (27 seasons)
Career Record: 1435-493-4 (27 seasons)
Assistant Coaches: .. Jamey Shouppe (Florida State '82)
..... Mike Martin, Jr. (Florida State '95)
..... Pete Jenkins

Team Information

2006 Record (Rank): 44-21 (#24 CB, #20 SW)
2006 ACC Record (Finish): 16-13 (T-2nd (Atlantic))
Lettermen Returning/Lost: 16/12
Position Starters Returning/Lost: 7/2
Pitchers Returning/Lost: 7/5
Series Record: Florida State leads 57-46-1

SID Information

Baseball Contact: Jason Leturmy
SID Office Phone: (850) 644-5656
SID Fax: (850) 644-3820
SID Email: jleturmy@fsu.edu
Athletic Website: Seminoles.com

Furman

May 9 at Clemson, SC

General Information

Location: Greenville, SC
Enrollment: 2,630
Nickname: Paladins
Colors: Purple & White
Conference: Southern
First Year of Baseball: 1896



Stadium Information

Home Field (Capacity): Furman Stadium (2,000)
Dimensions: LL-330, LC-350, C-393, RC-371, RL-330
Press Box Phone: (864) 294-3066

Coaching Information

Head Coach: Ron Smith (Furman '79)
Record at Furman: 321-380 (13 seasons)
Career Record: 321-380 (13 seasons)
Assistant Coaches: Brent Shade (Defiance '04)
..... Tim Bright (South Carolina '02)
..... Lelan Byrd (Georgia Southern '80)

Team Information

2006 Record (Rank): 32-23 (NR)
2006 SoCon Record (Finish): 16-11 (3rd)
Lettermen Returning/Lost: 17/12
Position Starters Returning/Lost: 6/4
Pitchers Returning/Lost: 7/5
Series Record: Clemson leads 132-56-4

SID Information

Baseball Contact: Hunter Reid
SID Office Phone: (864) 294-2061
SID Fax: (864) 294-3061
SID Email: hunter.reid@furman.edu
Athletic Website: FurmanPaladins.com

Gardner-Webb

March 27 at Clemson, SC

General Information

Location: Boiling Springs, NC
Enrollment: 4,000
Nickname: Bulldogs
Colors: Scarlet & Black
Conference: Atlantic Sun
First Year of Baseball: 1971



Stadium Information

Home Field (Capacity): Varsity Field (500)
Dimensions: LL-325, C-410, RL-335
Press Box Phone: (704) 974-3662

Coaching Information

Head Coach: Rusty Stroupe (Appalachian State '86)
Record at Gardner-Webb: 117-109 (4 seasons)
Career Record: 473-343 (16 seasons)
Assistant Coaches: Kent Cox (Campbell '96)
..... Morgan Frazier (Elon '02)

Team Information

2006 Record (Rank): 24-31 (NR)
2006 ASC Record (Finish): 12-18 (7th)
Lettermen Returning/Lost: 22/11
Position Starters Returning/Lost: 8/1
Pitchers Returning/Lost: N/A
Series Record: Clemson leads 3-0

SID Information

Baseball Contact: Marc Rabb
SID Office Phone: (704) 406-4355
SID Fax: (704) 406-4739
SID Email: mrabb@gardner-webb.edu
Athletic Website: GWUSports.com

George Mason

February 16,17,18 at Clemson, SC

General Information

Location: Fairfax, VA
Enrollment: 29,728
Nickname: Patriots
Colors: Green & Gold
Conference: Colonial Athletic Association
First Year of Baseball: 1968



Stadium Information

Home Field (Capacity): Raymond H. Spuhler Field (900)
Dimensions: LL-320, LC-375, C-400, RC-375, RL-320
Press Box Phone: N/A

Coaching Information

Head Coach: Bill Brown (George Mason '80)
Record at George Mason: 696-632-5 (25 seasons)
Career Record: 696-632-5 (25 seasons)
Assistant Coaches: Jeff Palumbo (George Mason '04)
..... Steve Hay (Webber International '99)

Team Information

2006 Record (Rank): 20-31 (NR)
2006 CAA Record (Finish): 12-18 (T-7th)
Lettermen Returning/Lost: 12/15
Position Starters Returning/Lost: 7/8
Pitchers Returning/Lost: 5/7
Series Record: Clemson leads 6-0

SID Information

Baseball Contact: Richard Coco
SID Office Phone: (703) 993-3264
SID Fax: (703) 993-3259
SID Email: rcoco@gmu.edu
Athletic Website: GoMason.com

Georgia

April 3 at Athens, GA • April 4 at Clemson, SC

General Information

Location: Athens, GA
Enrollment: 33,900
Nickname: Bulldogs
Colors: Red & Black
Conference: Southeastern
First Year of Baseball: 1886



Stadium Information

Home Field (Capacity): Foley Field (3,791)
Dimensions: LL-345, LC-365, C-404, RC-314, RL-365
Press Box Phone: (706) 542-6161

Coaching Information

Head Coach: David Perno (Georgia '91)
Record at Georgia: 183-126 (5 seasons)
Career Record: 183-126 (5 seasons)
Assistant Coaches: Doug Sisson (Montevallo '86)
..... Jason Eller (Georgia State '98)
..... Brady Wiederhold (Kennesaw State '94)

Team Information

2006 Record (Rank): 47-23 (#6 BA, #7 CB, #8 SW)
2006 SEC Record (Finish): 18-12 (2nd (East))
Lettermen Returning/Lost: 16/12
Position Starters Returning/Lost: 5/4
Pitchers Returning/Lost: 8/4
Series Record: Georgia leads 114-94-2

SID Information

Baseball Contact: Christopher Lakos
SID Office Phone: (706) 542-1621
SID Fax: (706) 542-7993
SID Email: clakos@sports.uga.edu
Athletic Website: GeorgiaDogs.com

Georgia Southern

March 14 at Clemson, SC

General Information

Location: Statesboro, GA
Enrollment: 16,646
Nickname: Eagles
Colors: Blue & White
Conference: Southern
First Year of Baseball: 1933



Stadium Information

Home Field (Capacity): J.I. Clements Stadium (3,000)
Dimensions: LL-330, LC-365, C-385, RC-365, RL-330
Press Box Phone: (912) 681-2508

Coaching Information

Head Coach: Rodney Hennon (Western Carolina '93)
Record at Georgia Southern: 261-163 (7 seasons)
Career Record: 342-201-1 (9 seasons)
Assistant Coaches: Mike Tidick (Western Carolina '94)
..... Brett Lewis (Georgia Southern '02)
..... Sammy Esposito (N.C. State '05)

Team Information

2006 Record (Rank): 31-27 (NR)
2006 SoCon Record (Finish): 16-11 (T-3rd)
Lettermen Returning/Lost: 19/5
Position Starters Returning/Lost: 7/2
Pitchers Returning/Lost: 7/3
Series Record: Clemson leads 49-27-1

SID Information

Baseball Contact: Patrick Osterman
SID Office Phone: (912) 681-0352
SID Fax: (912) 681-0046
SID Email: prosterman@georgiasouthern.edu
Athletic Website: www.GeorgiaSouthernEagles.com

Georgia Tech

April 27,28,29 at Clemson, SC

General Information

Location: Atlanta, GA
Enrollment: 16,000
Nickname: Yellow Jackets
Colors: Old Gold & White
Conference: Atlantic Coast
First Year of Baseball: 1895



Stadium Information

Home Field (Capacity): Russ Chandler Stadium (4,157)
Dimensions: LL-328, LC-391, C-400, RC-353, RL-334
Press Box Phone: (404) 894-3167

Coaching Information

Head Coach: Danny Hall (Miami (OH) '77)
Record at Georgia Tech: 579-248 (13 seasons)
Career Record: 787-365 (19 seasons)
Assistant Coaches: Bobby Moranda (Eastern Kentucky '86)
..... Josh Holliday (Oklahoma State '04)
..... Wes Rynders (Georgia Tech '02)

Team Information

2006 Record (Rank): 50-18 (#7 BA, #8 CB, #7 SW)
2006 ACC Record (Finish): 19-11 (3rd (Coastal))
Lettermen Returning/Lost: 19/9
Position Starters Returning/Lost: 5/5
Pitchers Returning/Lost: 11/3
Series Record: Clemson leads 94-93-3

SID Information

Baseball Contact: Cheryl Watts
SID Office Phone: (404) 894-5445
SID Fax: (404) 894-1248
SID Email: cwatts@athletics.gatech.edu
Athletic Website: RamblinWreck.com



High Point

February 21 at Clemson, SC

General Information

Location: High Point, NC
 Enrollment: 3,100
 Nickname: Panthers
 Colors: Purple & White
 Conference: Big South
 First Year of Baseball: 1933

**Stadium Information**

Home Field (Capacity): Coy O. Willard, Sr. Baseball Stadium (550)
 Dimensions: LL-350, LC-375, C-400, RC-365, RL-330
 Press Box Phone: N/A

Coaching Information

Head Coach: Sal Bando, Jr. (Oklahoma State '93)
 Record at High Point: 97-180 (5 seasons)
 Career Record: 199-268 (9 seasons)
 Assistant Coaches: .. Phil Maier (Wisconsin-Parkside '99)
 Justin Pinyan (High Point '06)
 Nick Thompson (High Point '05)

Team Information

2006 Record (Rank): 27-32 (NR)
 2006 BSC Record (Finish): 14-10 (4th)
 Lettermen Returning/Lost: 19/9
 Position Starters Returning/Lost: 7/2
 Pitchers Returning/Lost: 10/5
 Series Record: Clemson leads 7-0

SID Information

Baseball Contact: Brian Morgan
 SID Office Phone: (336) 841-4605
 SID Fax: (336) 841-9182
 SID Email: bmorgan@highpoint.edu
 Athletic Website: HighPointPanthers.com

Miami (FL)

March 30,31, April 1 at Clemson, SC

General Information

Location: Coral Gables, FL
 Enrollment: 15,250
 Nickname: Hurricanes
 Colors: Orange, Green, & White
 Conference: Atlantic Coast
 First Year of Baseball: 1940

**Stadium Information**

Home Field (Capacity): Mark Light Field (5,000)
 Dimensions: LL-330, LC-365, C-400, RC-365, RL-330
 Press Box Phone: (305) 284-1231

Coaching Information

Head Coach: Jim Morris (Elon '73)
 Record at Miami: 605-221-3 (13 seasons)
 Career Record: 1240-506-4 (27 seasons)
 Assistant Coaches: J.D. Arteaga (Miami (FL) '02)
 Gino DiMare (Miami (FL) '98)
 Joe Mercadante (Florida '03)

Team Information

2006 Record (Rank): 42-24 (#8 BA, #6 CB, #6 SW)
 2006 ACC Record (Finish): 17-13 (4th (Coastal))
 Lettermen Returning/Lost: 15/8
 Position Starters Returning/Lost: 5/4
 Pitchers Returning/Lost: 8/7
 Series Record: Miami leads 21-20-1

SID Information

Baseball Contact: Kerwin Lonzo
 SID Office Phone: (305) 284-3244
 SID Fax: (305) 284-2807
 SID Email: klonzo@miami.edu
 Athletic Website: HurricaneSports.com

Maryland

March 23,24,25 at College Park, MD

General Information

Location: College Park, MD
 Enrollment: 35,329
 Nickname: Terrapins
 Colors: Red, White, Black, & Gold
 Conference: Atlantic Coast
 First Year of Baseball: 1893

**Stadium Information**

Home Field (Capacity): Shipley Field (2,500)
 Dimensions: LL-320, LC-350, C-380, RC-350, RL-325
 Press Box Phone: (301) 314-0379

Coaching Information

Head Coach: Terry Rupp (Tampa '88)
 Record at Maryland: 144-188 (6 seasons)
 Career Record: 359-268 (11 seasons)
 Assistant Coaches: .. Carmen Carcone (Illinois-Chicago '95)
 Jim Farr (Penn State '78)
 Blaine Brown (Saint Mary '00)

Team Information

2006 Record (Rank): 26-30 (NR)
 2006 ACC Record (Finish): 8-22 (6th (Atlantic))
 Lettermen Returning/Lost: 24/5
 Position Starters Returning/Lost: 10/2
 Pitchers Returning/Lost: 11/2
 Series Record: Clemson leads 106-35

SID Information

Baseball Contact: Dan Reisig
 SID Office Phone: (301) 314-8093
 SID Fax: (301) 314-9094
 SID Email: dreisig@umd.edu
 Athletic Website: UMTerps.com

N.C. State

May 17,18,19 at Raleigh, NC

General Information

Location: Raleigh, NC
 Enrollment: 29,957
 Nickname: Wolfpack
 Colors: Red & White
 Conference: Atlantic Coast
 First Year of Baseball: 1903

**Stadium Information**

Home Field (Capacity): Doak Field (2,500)
 Dimensions: LL-325, LC-370, C-400, RC-370, RL-330
 Press Box Phone: (919) 513-0653

Coaching Information

Head Coach: .. Elliott Avent (Virginia Commonwealth '83)
 Record at N.C. State: 378-235 (10 seasons)
 Career Record: 603-446 (18 seasons)
 Assistant Coaches: Chris Roberts (Florida State '97)
 Tom Holliday (Miami (FL) '75)
 Chris Hart (Florida State '03)

Team Information

2006 Record (Rank): 40-23 (NR)
 2006 ACC Record (Finish): 16-13 (T-2nd (Atlantic))
 Lettermen Returning/Lost: 17/15
 Position Starters Returning/Lost: 3/9
 Pitchers Returning/Lost: 11/6
 Series Record: Clemson leads 98-64-1

SID Information

Baseball Contact: Bruce Winkworth
 SID Office Phone: (919) 515-1182
 SID Fax: (919) 515-2898
 SID Email: bruce_winkworth@ncsu.edu
 Athletic Website: GoPack.com

Memphis

March 9,10,11 at Clemson, SC

General Information

Location: Memphis, TN
 Enrollment: 20,465
 Nickname: Tigers
 Colors: Royal Blue & Gray
 Conference: Conference USA
 First Year of Baseball: 1915

**Stadium Information**

Home Field (Capacity): Nat Buring Stadium (2,000)
 Dimensions: LL-318, LC-360, C-380, RC-360, RL-318
 Press Box Phone: (901) 678-1301

Coaching Information

Head Coach: .. Daron Schoenrock (Tennessee Tech '84)
 Record at Memphis: 45-70 (2 seasons)
 Career Record: 70-122 (4 seasons)
 Assistant Coaches: .. Michael Federico (Southern Mississippi '99)
 Jerry Zulli (New Orleans '02)
 Allen Osborne (Marshall '96)

Team Information

2006 Record (Rank): 32-28 (NR)
 2006 C-USA Record (Finish): 13-11 (4th)
 Lettermen Returning/Lost: 12/10
 Position Starters Returning/Lost: 7/1
 Pitchers Returning/Lost: 9/5
 Series Record: 0-0

SID Information

Baseball Contact: Jason C. Redd
 SID Office Phone: (901) 678-4640
 SID Fax: (901) 678-4134
 SID Email: jredd@memphis.edu
 Athletic Website: GoTigersGo.com

Pacific

February 23,24,25 at Clemson, SC

General Information

Location: Stockton, CA
 Enrollment: 6,196
 Nickname: Tigers
 Colors: Orange & Black
 Conference: Big West
 First Year of Baseball: 1945

**Stadium Information**

Home Field (Capacity): Klein Family Field (2,500)
 Dimensions: LL-317, LC-380, C-395, RC-367, RL-325
 Press Box Phone: (209) 244-5153

Coaching Information

Head Coach: Ed Sprague
 Record at Pacific: 80-87 (3 seasons)
 Career Record: 80-87 (3 seasons)
 Assistant Coaches: .. Steve Pearse (San Francisco State '91)
 Jim Brink (Nevada '04)
 Rob Selna (Fresno State '93)

Team Information

2006 Record (Rank): 30-25 (NR)
 2006 BWC Record (Finish): 9-12 (5th)
 Lettermen Returning/Lost: 16/16
 Position Starters Returning/Lost: 5/4
 Pitchers Returning/Lost: 7/9
 Series Record: 0-0

SID Information

Baseball Contact: Glen Sisk
 SID Office Phone: (209) 946-2289
 SID Fax: (209) 946-2757
 SID Email: gsisk@pacific.edu
 Athletic Website: PacificTigers.com



Against All Competition

C

Villanova ⁽¹⁹⁹¹⁾	1	1	0	1.000	8	3			1-0	Western Michigan ⁽¹⁹⁵⁸⁻⁷³⁾	3	1	2	.333	15	21	1-1	0-1
Virginia ⁽¹⁹⁵⁵⁻⁰⁶⁾	136	100	36	.735	1015	561	51-8	39-22	10-6	Wichita State ⁽¹⁹⁸¹⁾	1	0	1	.000	2	7	0-1	
Virginia Military ⁽¹⁹¹⁶⁾	1	1	0	1.000	2	0			1-0	William & Mary ⁽²⁰⁰⁰⁻⁰⁶⁾	3	3	0	1.000	24	12	3-0	
Virginia Tech ^{*(1902-2006)}	45	24	19	.556	250	219	15-7-1	4-11-1	5-1	Wingate ⁽¹⁹⁸³⁾	1	1	0	1.000	11	7		1-0
Wake Forest ^{*(1901-2006)}	156	112	43	.721	1105	770	56-18-1	42-22	14-3	Winthrop ⁽¹⁹⁸¹⁻⁰⁶⁾	20	16	4	.800	158	87	12-3	3-1 1-0
Washington ⁽¹⁹⁹⁴⁻⁹⁹⁾	3	2	1	.667	17	16			2-1	Wofford ^{^(1898-2006)}	96	72	23	.755	689	371	36-8	34-14 2-1-1
Washington & Lee ⁽¹⁹⁴⁸⁻⁵⁴⁾	3	2	1	.667	42	10	2-1			Yale ⁽¹⁹⁴⁷⁻⁹²⁾	5	4	1	.800	32	19	2-0	2-1
Washington State ⁽¹⁹⁸⁸⁾	1	0	1	.000	5	6			0-1	Totals	3691	2363	1299	.644	25,377	17,579	1337-446-13	792-691-14 234-162-2
West Virginia ⁽¹⁹⁵¹⁻⁰⁵⁾	10	10	0	1.000	87	20	6-0		4-0									
West Virginia Wesleyan ⁽¹⁹¹⁶⁻¹⁷⁾	3	1	2	.333	12	17	1-2											
Western Carolina ⁽¹⁹⁷⁴⁻⁰⁶⁾	58	48	10	.828	506	275	35-2	12-8	1-0									

* - includes one tie (there have been 29 ties in Clemson history); ^ - runs; Note: **Bold** denotes 2007 opponent.

* - includes one tie (there have been 29 ties in Clemson history); ^ - runs; Note: **Bold** denotes 2007 opponent.

Record By Date

January						<div>2117-14-1.5479-28-11-10-1</div>	<div>2222-15-2.59011-4-111-9-10-2</div>	<div>2329-15.65917-510-102-0</div>	<div>2426-17-1.60220-9-16-8</div>	<div>2528-17-1.62017-13-19-42-0</div>	<div>2629-14-1.67024-8-13-52-1</div>	<div>2727-8.77122-54-21-1</div>	<div>2824-24-2.50022-10-21-131-1</div>	<div>2929-17.63024-104-61-1</div>	<div>3029-16.64423-86-8</div>	<div>3135-11.76121-311-83-0</div>	<div>Totals692-308-10.690479-124-6184-166-429-18</div>																																																																																																																																																																																																																																																																																																																																																																														
Day	W-L	Win %	Home	Away	Neutral																																																																																																																																																																																																																																																																																																																																																																																										
1																																																																																																																																																																																																																																																																																																																																																																																															
2																																																																																																																																																																																																																																																																																																																																																																																															
3																																																																																																																																																																																																																																																																																																																																																																																															
4																																																																																																																																																																																																																																																																																																																																																																																															
5																																																																																																																																																																																																																																																																																																																																																																																															
6	1-0	1.000			1-0																																																																																																																																																																																																																																																																																																																																																																																										
7	1-0	1.000			1-0																																																																																																																																																																																																																																																																																																																																																																																										
8	1-0	1.000			1-0																																																																																																																																																																																																																																																																																																																																																																																										
9																																																																																																																																																																																																																																																																																																																																																																																															
10																																																																																																																																																																																																																																																																																																																																																																																															
11																																																																																																																																																																																																																																																																																																																																																																																															
12	3-0	1.000	3-0																																																																																																																																																																																																																																																																																																																																																																																												
13	2-1	.667	2-1																																																																																																																																																																																																																																																																																																																																																																																												
14	2-0	1.000	2-0																																																																																																																																																																																																																																																																																																																																																																																												
15	4-0	1.000	3-0	1-0																																																																																																																																																																																																																																																																																																																																																																																											
16	5-3	.625	4-1	1-2																																																																																																																																																																																																																																																																																																																																																																																											
17	6-2	.750	3-1	3-0	0-1																																																																																																																																																																																																																																																																																																																																																																																										
18	7-1	.875	3-1	3-0	1-0																																																																																																																																																																																																																																																																																																																																																																																										
19	6-2	.750	4-0	1-2	1-0																																																																																																																																																																																																																																																																																																																																																																																										
20	6-2	.750	4-0	2-1	0-1																																																																																																																																																																																																																																																																																																																																																																																										
21	4-2	.667	3-0	1-2																																																																																																																																																																																																																																																																																																																																																																																											
22	9-2	.818	6-0	3-2																																																																																																																																																																																																																																																																																																																																																																																											
23	10-5	.667	5-0	4-5	1-0																																																																																																																																																																																																																																																																																																																																																																																										
24	12-4	.750	9-1	3-1	0-2																																																																																																																																																																																																																																																																																																																																																																																										
25	18-1	.947	8-0	7-1	3-0																																																																																																																																																																																																																																																																																																																																																																																										
26	13-8	.619	6-2	7-4	0-2																																																																																																																																																																																																																																																																																																																																																																																										
27	10-4	.714	4-1	4-2	2-1																																																																																																																																																																																																																																																																																																																																																																																										
28	16-6	.727	8-3	4-3	4-0																																																																																																																																																																																																																																																																																																																																																																																										
29	3-1	.750	1-0	1-1	1-0																																																																																																																																																																																																																																																																																																																																																																																										
Totals	139-44	.760	78-11	45-26	16-7																																																																																																																																																																																																																																																																																																																																																																																										
February						<div>DayW-LWin %HomeAwayNeutral</div>	<div>135-15.70020-815-7</div>	<div>229-17.63021-77-91-1</div>	<div>336-17-2.67324-7-110-10-12-0</div>	<div>437-15.71223-613-71-2</div>	<div>534-21.61824-119-101-0</div>	<div>630-19-1.61020-1010-7-10-2</div>	<div>736-18-1.66421-7-113-112-0</div>	<div>839-15.72226-512-101-0</div>	<div>934-17.66725-79-10</div>	<div>1027-25.51918-109-130-2</div>	<div>1139-12.76524-515-60-1</div>	<div>1230-33.47614-1415-181-1</div>	<div>1331-22.58516-815-14</div>	<div>1439-16-1.70513-7-126-9</div>	<div>1542-21-1.66426-416-16-10-1</div>	<div>1638-22-1.63124-614-16-1</div>	<div>1735-15.70027-67-91-0</div>	<div>1829-18-2.61218-810-7-21-3</div>	<div>1934-16.68020-613-101-0</div>	<div>2033-17.66015-613-105-1</div>	<div>2133-18-1.64418-811-8-14-2</div>	<div>2229-22.56912-414-153-3</div>	<div>2328-20.58318-710-110-2</div>	<div>2432-18-2.63518-5-18-10-16-3</div>	<div>2531-19-1.61818-911-102-0-1</div>	<div>2642-18.70020-1118-54-2</div>	<div>2728-21.57116-69-123-3</div>	<div>2816-21.4328-67-141-1</div>	<div>2917-14.5488-48-91-1</div>	<div>3024-14-1.62813-8-111-40-2</div>	<div>Totals967-556-14.634568-216-5358-307-841-33-1</div>																																																																																																																																																																																																																																																																																																																																																										

Game Results vs. 2007 Opponents

Boston College

Overall:	2-1
at Boston College:	2-1
ACC Regular-Season Games:	2-1
One-Run Games:	0-1
Under Jack Leggett:	2-1
Longest CU Win Streak:	1 ⁽²⁰⁰⁶⁾
Longest BOC Win Streak:	1 ⁽²⁰⁰⁶⁾
Biggest CU Win:	6-3 ⁽²⁰⁰⁶⁾ , 4-1 ⁽²⁰⁰⁶⁾
Biggest BOC Win:	3-2 ⁽²⁰⁰⁶⁾
Date	Site	W-L CU Op
4/21/2006	* A	W 6 3
4/22/2006 ⁽¹⁾	* A	L 2 3
4/22/2006 ⁽²⁾	* A	W 4 1

* - ACC regular-season game

College of Charleston

Overall:	17-0
at Clemson:	11-0
at Kingsmore Stadium:	7-0
at College of Charleston:	6-0
NCAA Tournament Games:	1-0
One-Run Games:	2-0
Under Jack Leggett:	11-0
Longest CU Win Streak:	17 ⁽¹⁹⁸⁹⁻²⁰⁰⁶⁾
Biggest CU Win:	12-0 ⁽¹⁹⁰⁰⁾
Date	Site	W-L CU Op
5/11/1899	A	W 11 3
5/20/1899	H	W 11 3
5/7/1900	H	W 12 0
4/3/1911	H	W 6 3
4/28/1911	A	W 6 1
4/3/1912	H	W 6 0
3/7/2001	H	W 5 3
3/1/2002	A	W 14 6
3/6/2002	H	W 12 1
3/5/2003	H	W 6 2
3/18/2003	A	W 7 6
3/5/2004	A	W 15 4
5/12/2004	H	W 19 8
5/17/2005	H	W 8 5
6/4/2005	\$ H	W 6 0
3/3/2006	A	W 6 0
5/16/2006	H	W 1 0

\$ - NCAA Regional

Coastal Carolina

Overall:	33-6
at Clemson:	25-4
at Kingsmore Stadium:	25-4
at Coastal Carolina:	8-2
One-Run Games:	7-1
Extra-Inning Games:	2-0
Under Jack Leggett:	20-4
Longest CU Win Streak:	20 ⁽¹⁹⁹⁰⁻⁹⁹⁾
Longest CCU Win Streak:	1 ^(6 times)
Biggest CU Win:	19-1 ⁽²⁰⁰²⁾
Biggest CCU Win:	11-2 ⁽¹⁹⁹⁰⁾
Date	Site	W-L CU Op
2/15/1986	A	W 12 5
2/16/1986	A	L 3 9
3/27/1988	H	W 8 4
3/28/1988	H	W 7 3
2/18/1989	A	W 22 5
2/19/1989	A	W 6 5
3/27/1990 ⁽¹⁾	H L ⁽⁷⁾	2 11
3/27/1990 ⁽²⁾	H W ⁽⁷⁾	1 0
3/19/1991	A	W 23 7
3/20/1991	A	W 10 3
3/21/1991	A	W 11 7
3/9/1992	H	W 2 1
3/10/1992	H	W 12 2
3/9/1993	H W ⁽¹¹⁾	6 5
3/10/1993	H	W 8 3
5/10/1994	A	W 9 7
5/11/1994	A	W 8 0
4/18/1995	H	W 5 1
4/19/1995	H	W 7 2
3/1/1996	H	W 11 3
3/2/1996	H	W 8 7

3/3/1996	H	W	13	4
3/7/1997	H	W	17	2
3/8/1997	H	W	22	11
3/9/1997	H	W	13	3
3/10/1998	H	W	17	3
3/10/1999	H	W	14	6
5/8/1999	H	L	2	4
3/1/2000	H	W	4	3
4/10/2001	H	L	5	10
4/11/2001	H	W ⁽¹¹⁾	8	7
3/26/2002	H	W	19	1
3/27/2002	H	W	6	2
4/15/2003	H	L	1	5
4/16/2003	H	W	7	3
3/16/2004	H	W	9	4
2/19/2005	A1	L	2	3
3/29/2005	H	W	14	5
3/30/2005	H	W	8	1

A1 - Myrtle Beach, SC

Duke

Overall:	111-60-1
at Clemson:	56-23-1
at Kingsmore Stadium:	37-5
at Duke:	45-25
at Neutral:	10-12
ACC Regular-Season Games:	87-30-1
ACC Tournament Games:	8-3
One-Run Games:	16-21
Extra-Inning Games:	3-3
Under Jack Leggett:	31-10
Longest CU Win Streak:	14 ⁽¹⁹⁸⁵⁻⁹⁰⁾
Longest DUK Win Streak:	5 ⁽¹⁹⁰⁸⁻⁰⁹⁾
Biggest CU Win:	25-6 ⁽¹⁹⁷⁸⁾
Biggest DUK Win:	14-3 ^(1910,42) , 11-0 ⁽¹⁹⁵⁴⁾
Date	Site	W-L CU Op
5/7/1904	N1	W 15 8
4/12/1905	H W ⁽¹¹⁾	4 3
4/12/1906	H	W 13 4
5/4/1906	N2	L 0 7
5/3/1907	N2	L 4 5
5/4/1907	N2	W 3 0
5/1/1908	N2	L 3 5
5/2/1908	N3	L 0 1
4/21/1909	H	L 7 8
4/24/1909 ⁽¹⁾	N4	L 1 4
4/24/1909 ⁽²⁾	N4	L 0 1
4/8/1910	H	W 2 1
4/9/1910	H	L 3 14
4/27/1911 ⁽¹⁾	N5	L 0 7
4/27/1911 ⁽²⁾	N5	L 5 9
4/27/1916	A	W 16 6
4/28/1916	A	L 4 5
5/8/1916	H	W 3 0
5/9/1916	H	W 13 3
4/14/1919	H	L 2 8



Gene Wisniewski went 3-for-5 with four RBIs in Clemson's 25-6 win at Duke on March 20, 1978.

4/15/1919	H	L ⁽¹²⁾	1	3
4/12/1923	H	L	0	9
5/7/1926	H	W	10	3
3/30/1934	H	L	6	7
3/31/1934	H	W	10	5
4/1/1935 ⁽¹⁾	A	L	8	12
4/1/1935 ⁽²⁾	A	W ⁽⁷⁾	3	0
3/25/1942	H	L	3	5
3/26/1942	H	L	3	14
3/28/1947	H	W	10	9
3/29/1947	H	L	11	13
3/24/1948	H	L	3	5
3/25/1948	H	L	2	3
3/30/1949	H	W	13	3
3/31/1949	H	L	16	18
3/29/1950	H	L	8	9
3/30/1950	H	W	17	6
4/26/1951	A	W	4	3
5/19/1951	N6	L	0	5
3/28/1952	H	L	8	14
3/29/1952	H	W	10	9
4/14/1952	A	L	2	6
3/26/1953	H	L	4	5
4/23/1954	* A	W	5	4
4/24/1954	* A	L	0	11
3/29/1955	* N1	W	5	3
4/22/1955	* A	L	3	10
3/26/1956	* H	T	11	11
4/20/1956 ⁽¹⁾	* A	L ⁽⁷⁾	0	6
4/20/1956 ⁽²⁾	* A	L ⁽⁷⁾	3	8
4/9/1957	* H	L	2	6
4/19/1957	* A	L	2	6
5/1/1958	* A	W	8	1
5/12/1958	* A	L	1	7
4/30/1959	* A	W	12	7
5/1/1959	* A	W	10	0
5/3/1960	* H	W	6	1
5/4/1960	* H	W	4	2
4/7/1961	* H	L	5	8
5/6/1961	* A	L	1	3
4/10/1962	* H	L	3	4
5/5/1962	* A	L	3	7
4/27/1963	* A	W	5	1
5/3/1963	* H	W	5	4
4/24/1964	* A	W	5	3
4/23/1965	* H	W	10	2
5/7/1965	* A	W	8	0
4/2/1966	* H	W	11	0
4/15/1967	* A	L	3	10
5/5/1967	* H	W	4	0
5/11/1968 ⁽¹⁾	* A	W ⁽⁷⁾	5	3
5/11/1968 ⁽²⁾	* A	L ⁽⁷⁾	0	7
4/7/1969	* A	L	6	13
5/10/1969 ⁽¹⁾	* H	W ⁽⁷⁾	8	5
5/10/1969 ⁽²⁾	* H	W ⁽⁷⁾	7	2
4/5/1970	* H	W	3	1
5/16/1970 ⁽¹⁾	* A	L ⁽⁷⁾	1	2
5/16/1970 ⁽²⁾	* A	L ⁽⁷⁾	1	2
4/4/1971	* H	W	5	4
5/12/1971	* A	W	5	2
4/17/1973 ⁽¹⁾	* A	W ⁽⁷⁾	9	7
4/17/1973 ⁽²⁾	* A	W ⁽⁷⁾	4	3
3/31/1974	* H	W	18	1
4/12/1974 ⁽¹⁾	* H	W	14	3
4/12/1974 ⁽²⁾	* H	W	8	1
4/8/1976	* A	W	20	7
4/9/1976	* A	L	1	10
3/5/1977	* H	W	6	0
3/20/1978	* A	W	25	6
3/21/1978	* A	W ⁽⁸⁾	15	10
4/23/1978	+ H	W	13	0
3/14/1979	* H	W	13	1
3/15/1979	* H	W	6	4
3/12/1981	* H	W	7	4
3/13/1981	* H	W	8	7
4/23/1981	+ N7	L	0	1
4/25/1981	+ N7	W	9	2
3/19/1982	* A	W	5	3
4/21/1982	+ N7	W	10	9
3/6/1983	* H	W	9	2

3/7/1983	* H	W	4	3
4/24/1983	+ N7	W	14	7
3/3/1984	* A	W	11	4
3/4/1984	* A	W	7	1
4/18/1984	+ N8	L	5	8
3/5/1985	* H	W	5	0
3/6/1985	* H	W	11	2
4/5/1986	* A	W	6	1
4/6/1986	* A	W	15	1
4/12/1987	* A	W	6	3
4/18/1987	* H	W	12	4
4/19/1987	* H	W	6	3
5/7/1987 ⁽¹⁾	* A	W ⁽⁸⁾	10	8
5/7/1987 ⁽²⁾	* A	W ⁽⁷⁾	14	5
4/9/1988 ⁽¹⁾	* A	W ⁽⁷⁾	10	3
4/9/1988 ⁽²⁾	* A	W ⁽⁷⁾	10	3
4/15/1988	* H	W	11	3
5/11/1988	+ N9	W	9	1
3/4/1990 ⁽¹⁾	* A	W	12	9
3/4/1990 ⁽²⁾	* A	L	3	4
5/12/1990	+ N9	W	13	3
5/5/1991	* H	W	17	4
5/6/1991	* H	W ⁽⁷⁾	3	2
5/7/1991	* H	W	6	4
3/17/1992	* A	W	15	7
3/18/1992	* A	W	9	1
3/19/1992	* A	L	1	2
2/27/1993	* H	L	6	7
2/28/1993	* H	W	16	7
3/1/1993	* H	L	4	13
5/15/1993	+ N9	W	4	2
4/15/1994	* A	W	7	6
4/16/1994	* A	L	7	8
4/17/1994	* A	W	7	0
3/10/1995	* H	W	10	0
3/11/1995	* H	W	8	4
3/12/1995	* H	W	9	1
3/16/1996 ⁽¹⁾	* A	L ⁽⁷⁾	4	7
3/16/1996 ⁽²⁾	* A	L ⁽⁷⁾	0	2
3/17/1996	* A	W	7	2
5/16/1996	+ N7	W	6	1
4/11/1997	* H	W	11	1
4/12/1997	* H	L ⁽¹⁰⁾	3	4
4/13/1997	* H	W	14	2
4/11/1998 ⁽¹⁾	* A	W	8	2
4/11/1998 ⁽²⁾	* A	L	6	7
4/12/1998	* A	L	2	6
4/16/1999	* H	W	18	1
4/17/1999	* H	L ⁽¹⁰⁾	3	5
4/18/1999	* H	W	7	5
4/21/2000	* A	W	8	5
4/22/2000	* A	W	8	5
4/23/2000	* A	W	12	8
4/13/2001	* H	W	10	2
4/14/2001	* H	W	10	1
4/15/2001	* H	W	6	4
4/19/2002	* A	W	5	3
4/20/2002	* A	W	4	1
4/21/2002	* A	W	2	1
5/4/2003	* H	W	7	6
5/5/2003	* H	L	6	7
5/6/2003	* H	W	13	2
5/23/2003	+ N10	L	4	7
5/20/2004	* A	W	10	1
5/21/2004	* A	L	1	2
5/22/2004	* A	W	9	6
4/8/2005	* H	W	9	3
4/9/2005	* H	W	11	6
4/10/2005	* H	W	16	6
5/8/2006 ⁽¹⁾	* A	W	7	4
5/8/2006 ⁽²⁾	* A	W	14	0
5/9/2006	* A	W	8	2

* - ACC regular-season game; + - ACC Tournament; N1 - Anderson, SC; N2 - Charlotte, NC; N3 - Winston-Salem, NC; N4 - Chester, SC; N5 - Sumter, SC; N6 - Greensboro, NC; N7 - Chapel Hill, NC; N8 - Durham, NC; N9 - Greenville, SC; N10 - Salem, VA

Elon

Overall:	6-4			
at Clemson:	6-4			
at Kingsmore Stadium:	6-3			
NCAA Tournament Games: ...	1-0			
Under Jack Leggett :	6-3			
Longest CU Win Streak:	4 ⁽²⁰⁰⁵⁻⁰⁶⁾			
Longest ELO Win Streak: ...	2 ⁽²⁰⁰²⁻⁰³⁾			
Biggest CU Win:	17-5 ⁽²⁰⁰⁰⁾			
Biggest ELO Win:	11-2 ⁽²⁰⁰³⁾			
Date	Site	W-L	C	Op
4/29/1920	H	L	3	6
4/18/2000	H	W	17	5
5/9/2002	H	L	6	8
5/7/2003	H	L	2	11
3/23/2004	H	W	10	6
3/24/2004	H	L	1	7
4/26/2005	H	W	9	6
3/21/2006	H	W	5	3
3/22/2006	H	W	7	4
6/3/2006	\$ H	W	13	3
\$ - NCAA Regional				

Game Results vs. 2007 Opponents



Travis Storrer went 6-for-11 at the plate during Clemson's three-game sweep of Florida State in 2006.

3/30/1984	H	W	13	3
5/28/1989	\$	A	L	1 8
3/27/1992	* H	W	10	4
3/28/1992	* H	W	12	0
3/29/1992	* H	W	14	0
5/11/1992	+ N2	W	5	2
5/13/1992	+ N2	W	11	0
5/7/1993	* A	W	7	6
5/8/1993	* A	L ⁽¹⁰⁾	3	4
5/9/1993	* A	W	5	1
5/16/1993	+ N2	W	6	1
5/18/1993	+ N2	L	5	7
5/7/1994	* H	W	5	2
5/8/1994	* H	W	9	5
5/9/1994	* H	L	3	8
5/21/1994	+ N2	L	4	10
5/22/1994	+ N2	W	4	1
4/21/1995	* A	L	2	5
4/22/1995	* A	L	2	7
4/23/1995	* A	L	8	9
5/19/1995	+ N2	W	11	0
5/20/1995	+ N2	L	2	12
5/21/1995	+ N2	L	2	8
5/4/1996	* H	W	3	0
5/5/1996	* H	W	2	1
5/6/1996	* H	W	2	0
5/18/1996	+ N3	L	1	2
4/4/1997	* A	W	10	7
4/5/1997	* A	L	5	20
4/6/1997	* A	L ⁽¹²⁾	10	11
5/16/1997	+ N4	L	4	8
5/17/1997	+ N4	L	0	10
4/24/1998	* H	W	2	1
4/25/1998	* H	W	5	4
4/26/1998	* H	L	2	7
4/9/1999	* A	L	0	8
4/10/1999	* A	W	8	4
4/11/1999	* A	L	3	5
5/22/1999	+ N3	W	8	7
5/6/2000	* H	W	8	7
5/7/2000	* H	W	5	4
5/8/2000	* H	W	7	4
5/18/2000	+ N5	W	8	4
4/6/2001	* A	L	4	7
4/7/2001	* A	L	6	7
4/8/2001	* A	L	1	6
5/18/2001	+ N5	L	4	5
5/17/2002	* H	L	3	9
5/18/2002	* H	L	3	12
5/19/2002	* H	L	3	9
5/23/2002	+ N4	L	4	9
5/25/2002	+ N4	L	1	4
4/11/2003	* A	W	8	4
4/12/2003	* A	L	2	7
4/13/2003	* A	L	1	8
5/1/2004	* H	L	6	11
5/2/2004	* H	L	1	10

5/3/2004	* H	W	18	9
4/2/2005	* A	L	1	3
4/3/2005 ⁽¹⁾	* A	L	4	5
4/3/2005 ⁽²⁾	* A	W	7	3
5/12/2006	* H	W	9	1
5/13/2006	* H	W ⁽¹⁰⁾	4	3
5/14/2006	* H	W	11	2
\$ - NCAA District III Playoffs, Regionals; * - ACC regular-season game; + - ACC Tournament; N1 - Gastonia, NC; N2 - Greenville, SC; N3 - Durham, NC; N4 - Saint Petersburg, FL; N5 - Fort Mill, SC				
Furman				
Overall: 132-56-4			
at Clemson: 74-25-1			
at Kingsmore Stadium: 24-3			
at Furman: 50-28-2			
at Neutral: 8-3-1			
NCAA Tournament Games:	... 2-0			
One-Run Games: 24-22			
Extra-Inning Games: 9-5-3			
Under Jack Leggett: 12-3			
Longest CU Win Streak:	... 29 ⁽¹⁹⁸⁵⁻⁰²⁾			
Longest FUR Win Streak:	... 7 ⁽¹⁹²⁴⁻²⁶⁾			
Biggest CU Win: 21-1 ⁽¹⁹⁹¹⁾			
Biggest FUR Win: 10-2 ⁽¹⁹⁰⁷⁾			
Date	Site	W-L	CU	Op
4/24/1896	H	L	13	20
5/9/1896	A	L	11	14
4/16/1898	A	L	2	5
4/23/1898	H	W	14	3
5/14/1898	H	L	14	15
4/14/1900	A	W	5	1
5/9/1902	A	W	11	3
4/9/1904	H	L	1	2
5/5/1905	A	L	1	8
5/10/1905	H	L	1	2
5/19/1905	A	L	6	8
4/7/1906	H	L	6	7
4/27/1906	N1	W	11	5
5/5/1906	A	L	3	4
4/26/1907	N1	L	2	10
5/11/1907	A	W	11	8
4/11/1908	H	W	11	1
4/24/1908	N1	W	8	2
4/10/1909	A	W	7	6
4/30/1909	N1	L	5	6
4/22/1910	H	W	5	0
4/23/1910	H	W ⁽¹¹⁾	3	2
4/7/1911	A	W	4	0
5/1/1911	A	W	6	4
4/19/1912	H	W	8	3
4/8/1913	A	W	9	3
4/26/1913	H	W	4	0
4/18/1914	H	W	5	0

5/3/2004	*	H	W	18	9
4/2/2005	*	A	L	1	3
4/3/2005 ⁽¹⁾	*	A	L	4	5
4/3/2005 ⁽²⁾	*	A	W	7	3
5/12/2006	*	H	W	9	1
5/13/2006	*	H	W ⁽¹⁰⁾	4	3
5/14/2006	*	H	W	11	2

\$ - NCAA District III Playoffs, Regionals; * - ACC regular-season game; + - ACC Tournament; N1 - Gastonia, NC; N2 - Greenville, SC; N3 - Durham, NC; N4 - Saint Petersburg, FL; N5 - Fort Mill, SC

Furman

Overall:	132-56-4
at Clemson:	74-25-1
at Kingsmore Stadium:	24-3
at Furman:	50-28-2
at Neutral:	8-3-1
NCAA Tournament Games:	2-0
One-Run Games:	24-22
Extra-Inning Games:	9-5-3
Under Jack Leggett:	12-3
Longest CU Win Streak:	29 ⁽¹⁹⁸⁵⁻⁰²⁾
Longest FUR Win Streak:	7 ⁽¹⁹²⁴⁻²⁶⁾
Biggest CU Win:	21-1 ⁽¹⁹⁹¹⁾
Biggest FUR Win:	10-2 ⁽¹⁹⁰⁷⁾

Date	Site	W-L	CU	Op
4/24/1896	H	L	13	20
5/9/1896	A	L	11	14
4/16/1898	A	L	2	5
4/23/1898	H	W	14	3
5/14/1898	H	L	14	15
4/14/1900	A	W	5	1
5/9/1902	A	W	11	3
4/9/1904	H	L	1	2
5/5/1905	A	L	1	8
5/10/1905	H	L	1	2
5/19/1905	A	L	6	8
4/7/1906	H	L	6	7
4/27/1906	N1	W	11	5
5/5/1906	A	L	3	4
4/26/1907	N1	L	2	10
5/11/1907	A	W	11	8
4/11/1908	H	W	11	1
4/24/1908	N1	W	8	2
4/10/1909	A	W	7	6
4/30/1909	N1	L	5	6
4/22/1910	H	W	5	0
4/23/1910	H	W ⁽¹¹⁾	3	2
4/7/1911	A	W	4	0
5/1/1911	A	W	6	4
4/19/1912	H	W	8	3
4/8/1913	A	W	9	3
4/26/1913	H	W	4	0
4/18/1914	H	W	5	1

4/21/1914	A	L	9	10
5/9/1914	A	W	5	1
3/26/1915	N2	W	3	2
4/3/1915	H	W	10	2
5/15/1915	A	W	10	1
5/17/1915	N1	W	8	2
5/18/1915	N1	W	5	3
4/19/1916	A	L	3	4
4/25/1916	N2	T ⁽¹⁷⁾	0	0
4/10/1917	H	W	15	1
4/20/1918	A	W	8	3
5/9/1918	H	W ⁽⁸⁾	7	0
3/25/1919	H	L	0	2
4/10/1920	A	L ⁽¹²⁾	4	5
4/13/1921	H	L	1	4
4/20/1921	A	L	1	2
4/15/1922	A	L	1	8
5/11/1922	H	L	0	4
3/30/1923	H	W	8	0
3/31/1923	A	W	3	0
4/14/1923	A	W	6	1
4/30/1923	H	T ⁽¹³⁾	3	3
4/15/1924	A	L	1	4
4/22/1924	N2	L	4	11
5/3/1924	H	L	3	7
4/11/1925	H	L	3	7
4/22/1925	A	L	4	7
3/25/1926	H	L	5	9
3/27/1926	A	L	1	2
4/27/1927	H	W	6	5
5/12/1927	A	L ⁽¹⁰⁾	1	2
4/30/1928	A	W ⁽¹⁰⁾	8	6
5/9/1928	H	W	7	2
4/20/1929	A	W	10	3
4/27/1929	H	W	6	1
4/15/1930	A	W	4	3
4/22/1930	H	W	7	6
3/27/1933	H	W ⁽⁸⁾	5	4
3/28/1933	H	L ⁽⁶⁾	9	11
4/13/1933	A	L	4	6
4/14/1933	H	W	4	1
5/1/1933	A	W	9	8
5/2/1933	H	L ⁽⁷⁾	1	4
4/5/1934	H	L	7	8
4/21/1934	A	L	7	8
4/24/1935	A	T ⁽¹⁰⁾	4	4
5/7/1935 ⁽¹⁾	H	W	3	2
5/7/1935 ⁽²⁾	H	W ⁽⁷⁾	1	0
4/16/1937	H	L	2	5
5/10/1937	A	W	14	8
4/28/1938	A	L	7	14
5/11/1938	H	L	4	6
5/12/1939	A	W	9	7
5/13/1939	H	W	8	4
4/18/1940	A	T	13	13
5/1/1940	H	W	16	9
4/11/1941	H	W	9	0
4/18/1941	A	L	5	7
4/27/1942	A	L ⁽¹⁰⁾	11	12
5/6/1942	H	L	1	7
4/8/1943	A	W	21	4
4/15/1943	H	W	13	12
4/29/1943	H	W	8	2
4/23/1946	A	W	4	2
5/13/1946	H	W	2	1
5/5/1947	H	W	19	7
6/6/1947	A	L	4	7
5/13/1947	H	W	9	6
5/14/1947	A	W	13	3
4/19/1948	H	W	7	6
4/28/1948	A	L	8	11
5/3/1948	H	L	1	3
5/10/1948	A	W	5	4
5/19/1949	H	W	9	6
4/27/1949	A	W	16	3
5/2/1949	H	W ⁽¹⁰⁾	6	5
5/10/1949	A	W ⁽¹²⁾	4	3
4/18/1950	H	W	12	0
4/26/1950	A	W	10	3
5/1/1950	H	W	21	6

5/9/1950	A	W	11	7
4/17/1951	H	W	26	13
4/25/1951	A	W	10	8
4/30/1951	H	W	6	1
5/8/1951	A	W	12	2
4/23/1952	H	W	4	2
4/29/1952	A	L ⁽¹⁵⁾	4	5
5/5/1952 ⁽¹⁾	H	W ⁽¹⁰⁾	12	11
5/5/1952 ⁽²⁾	H	W ⁽⁷⁾	5	4
4/8/1953	A	W	15	1
4/22/1953	H	W ⁽¹⁴⁾	13	12
4/25/1953	A	L ⁽⁷⁾	4	6
5/11/1953	N2	W	3	1
4/8/1954	A	W	5	2
5/12/1954	H	L	9	13
4/19/1955	A	W	7	2
5/14/1955	H	L	7	8
4/9/1956	A	L	4	5
5/3/1956	H	W	4	2
4/6/1957	H	W	6	3
5/1/1957	A	L	3	5
3/27/1958	A	W	9	1
5/8/1958	H	W	11	6
4/4/1959	A	W	6	4
5/8/1959	H	W	10	1
5/13/1960	H	L	4	6
5/14/1960	A	L ⁽¹¹⁾	3	4
4/11/1961	H	W	14	9
5/15/1961	A	L ⁽⁶⁾	4	5
5/2/1962	H	W	7	3
5/15/1962	A	W	11	1
5/7/1963	A	W	6	5
5/15/1963	H	W	11	6
5/6/1964	A	W	1	0
5/13/1964	H	L	9	10
4/6/1965	H	W	11	9
5/15/1965	A	W	4	3
4/25/1966	H	W	18	6
5/17/1966	A	W	6	3
4/5/1967	A	W	7	3
4/17/1967	H	W	6	5
3/26/1968	H	W	20	4
4/11/1968	A	W	12	4
4/1/1969	H	W	12	5
4/26/1969	A	W	10	3
5/21/1976	\$ N3	W	13	2
5/24/1976	\$ N3	W	6	2
3/10/1983	H	W	8	2
3/22/1983	A	W	11	2
4/10/1984	H	L	7	9
3/25/1985	A	W	19	10
5/13/1985	H	W	13	1
4/1/1986	A	W	9	7
4/16/1986	H	W	6	3
4/6/1987	H	W	4	1
3/2/1988	H	W	15	3
3/23/1988	A	W	12	7
3/15/1989	H	W	3	0
4/11/1989	A	W	4	0
4/4/1990	A	W	10	2
4/11/1990	H	W	17	6
4/2/1991	H	W	16	6
4/23/1991	A	W	8	3
5/17/1991	H	W	7	2
5/18/1991	H	W ⁽⁸⁾	8	0
5/19/1991	H	W	21	1
3/5/1992	H	W	20	2
3/30/1993	H	W	11	4
4/20/1993	A	W	17	2
3/3/1994	H	W	11	4
4/25/1995	H	W	19	5
5/8/1996	H	W	13	4
4/8/1997	H	W	10	7
4/7/1998	H	W	18	0
4/13/1999	H	W	12	9
4/5/2000	H	W	3	2
2/28/2001	H	W	7	4
5/9/2001	A	W ⁽¹¹⁾	9	6
4/23/2002	H	W	18	7
5/8/2003	A	L	8	10

5/13/2003	H	L	9	12
5/11/2004	H	W	16	5
3/16/2005	H	W	11	1
4/19/2006	H	L	4	5

\$ - NCAA Regional; N1 - Greenwood, SC; N2 - Anderson, SC; N3 - Columbia, SC

Game Results vs. 2007 Opponents

4/20/1917	N1	W	2	1	4/11/1964	H	L	8	10	4/22/1998	A	W	9	2	3/18/1985	H	W	3	1	4/5/1919 ⁽²⁾	A	L ⁽⁷⁾	3	9	
4/21/1917	N1	L	2	3	3/20/1965	A	L	0	2	3/23/1999	H	W	17	5	3/19/1985	H	W	11	4	4/23/1920	A	L	1	2	
5/9/1917	A	L	2	8	4/12/1965	H	L	4	8	3/30/1999	A	W	7	6	2/21/1986	A	L	3	9	4/24/1920	A	L ⁽¹⁰⁾	4	5	
4/23/1918	H	W	6	5	4/19/1966	A	W	17	9	3/29/2000	A	L	6	10	2/22/1986	A	W	12	9	4/1/1921	A	L	0	7	
4/24/1918	H	L	0	2	5/12/1966	H	T ⁽⁸⁾	3	3	4/11/2000	H	W	9	7	2/23/1986	A	W ⁽¹⁰⁾	12	10	4/2/1921	A	L	0	10	
4/7/1919	A	L	0	1	4/10/1967	H	L	1	4	3/28/2001	A	L	4	8	3/5/1987	H	L	3	10	3/24/1922	A	L	4	9	
4/10/1919	A	L	0	9	5/3/1967	A	W	2	1	4/17/2001	H	W	10	4	3/6/1987	H	W	8	2	3/25/1922	A	L	2	6	
4/23/1919	H	L	6	7	4/2/1968	H	W ⁽¹¹⁾	3	2	4/9/2002	A	L	4	5	3/7/1987	H	W	14	5	4/1/1922	A	W	7	6	
4/24/1919	H	T ⁽¹¹⁾	2	2	5/6/1968	A	W ⁽¹⁰⁾	3	2	4/10/2002	H	W	6	5	5/8/1989	A	L	1	4	3/20/1925	A	L	0	4	
4/2/1920	H	L	2	6	3/30/1969	H	W	10	1	3/26/2003	H	W	7	3	5/9/1989	A	L ⁽⁵⁾	7	9	3/21/1925	A	L	0	6	
4/3/1920	H	L	0	3	4/9/1969	A	W	16	11	4/22/2003	A	L	3	9	5/10/1989	A	L	1	2	3/19/1926	A	L	2	5	
5/14/1920	A	L	1	5	4/15/1970	H	W	4	1	3/30/2004	A	W	6	2	4/17/1990	H	W	13	0	3/20/1926	A	W ⁽¹⁰⁾	6	5	
5/15/1920	A	L	0	8	5/6/1970	A	L ⁽¹²⁾	10	11	3/31/2004	H	W	19	4	4/18/1990	H	L	6	9	3/18/1927	A	L	5	11	
3/25/1921	H	L ⁽¹⁰⁾	1	2	4/7/1971	A	W	8	4	6/5/2004	\$	A	L	3	6	2/16/1991	A	W	10	4	3/19/1927	A	L	1	10
3/26/1921	H	L	2	10	4/14/1971	H	W	10	3	6/6/2004 ⁽¹⁾	\$	A	W	10	9	2/17/1991	A	W	16	3	3/23/1928	A	L	4	14
4/6/1922	A	L	1	2	4/12/1972	A	W	12	4	6/6/2004 ⁽²⁾	\$	A	L ⁽¹⁰⁾	6	7	4/7/1992 ⁽¹⁾	H	W ⁽⁷⁾	10	5	3/24/1928	A	L	5	7
4/7/1922	A	L	1	2	4/18/1972	A	W	12	3	4/5/2005	A	L	10	11	4/7/1992 ⁽²⁾	H	W ⁽⁷⁾	7	2	4/12/1929	A	L	2	5	
4/6/1923	H	L	2	6	5/2/1972	H	W	4	0	4/6/2005	H	L	1	4	5/4/1992	A	W	10	2	4/13/1929	A	W	7	4	
4/7/1923	H	W	2	1	4/5/1973	H	W	12	3	3/28/2006	A	L ⁽¹⁰⁾	11	12	5/5/1992	A	W	7	1	3/28/1930	A	L	9	10	
3/28/1924	H	L	5	19	4/11/1973	A	W	6	5	3/29/2006	H	W	10	7	3/24/1993 ⁽¹⁾	H	W ⁽⁷⁾	10	7	3/29/1930	A	L	1	4	
3/29/1924	H	L	4	11	4/23/1973	H	L	5	7	\$ - NCAA Regional; N1 - Anderson, SC; N2 - Gainesville, GA; N3 - Elberton, GA; N4 - Thomson, GA											4/5/1935	H	W	4	0
3/30/1925	A	L	1	7	4/2/1974	H	W	3	0	Georgia Southern											4/26/1935	A	W	10	2
3/31/1925	A	L	0	6	4/10/1974	A	L	4	5	Overall: 49-27-1											4/27/1935 ⁽¹⁾	A	L	0	6
3/28/1927	H	L	7	10	4/16/1974	H	W	6	3	at Clemson: 24-12											4/27/1935 ⁽²⁾	A	L ⁽⁷⁾	1	2
3/29/1927	H	L	8	10	3/23/1975	A	W	11	1	at Kingsmore Stadium: 23-11											4/24/1943	A	W	5	4
4/22/1927	A	L	4	8	4/15/1975	H	W	10	1	at Georgia Southern: 19-15-1											5/7/1943	H	L	6	14
4/23/1927	A	L	0	9	3/8/1976	A	L	3	4	at Neutral: 6-0											5/8/1943	H	W ⁽¹⁰⁾	11	10
3/22/1929	A	L	3	5	4/6/1976	H	W	5	2	NCAA Tournament Games: 3-0											4/15/1955	A	L	4	6
3/23/1929	A	L	2	4	4/14/1976	A	W	10	3	One-Run Games: 5-8											4/16/1955	A	W	8	4
4/5/1929	H	L	3	4	3/3/1977	A	W	2	1	Extra-Inning Games: 3-6											4/18/1956	H	L	6	21
4/6/1929	H	W	9	7	4/6/1977	H	W	2	0	Under Jack Leggett: 10-5											4/25/1956	A	L	1	2
3/24/1932	H	L	3	4	4/5/1978 ⁽¹⁾	A	W ⁽⁷⁾	11	6	Longest CU Win Streak: ... 9 ⁽¹⁹⁹¹⁻⁹⁴⁾											5/6/1957	A	W	5	0
3/25/1932	H	L	8	11	4/5/1978 ⁽²⁾	A	L ⁽⁷⁾	5	6	Longest GSU Win Streak: .. 4 ^(1972-74, 95-01)											5/7/1957	H	W ⁽¹⁰⁾	7	6
3/24/1933	H	L	11	14	2/28/1979	H	W	12	2	Biggest CU Win: 25-5 ⁽¹⁹⁸²⁾											4/8/1958	A	L	1	8
5/7/1934	N2	W	5	2	4/16/1979	A	L	14	15	Biggest GSU Win: 14-5 ⁽¹⁹⁸⁰⁾											6/4/1959	\$ N1	W	9	6
5/8/1934	N2	L	3	4	2/27/1980	H	W	22	7	Georgia Tech											3/31/1960	H	W	10	0
4/12/1935	A	L	0	2	3/1/1980	A	W	8	5	Overall: 94-93-3											5/2/1961	A	W	15	5
4/13/1935	A	W	4	3	3/5/1981	A	W	19	16	at Clemson: 39-20-1											4/21/1962 ⁽¹⁾	A	W	9	6
4/19/1935	H	W	7	2	3/31/1981	H	L	2	3	at Kingsmore Stadium: 29-13											4/21/1962 ⁽²⁾	A	W ⁽⁷⁾	18	4
4/20/1935	H	W	6	4	4/8/1981	A	L	20	22	at Georgia Tech: 39-66-2											3/27/1963	A	W	6	4
4/3/1936 ⁽¹⁾	H	L ⁽⁷⁾	0	6	3/2/1982	H	L	3	7	Neutral: 16-7											4/3/1963	H	L	8	10
4/3/1936 ⁽²⁾	H	L	3	8	4/6/1982	A	L	10	11	ACC Regular-Season Games: ... 39-33											4/14/1964	H	W	22	4
5/8/1936	A	L	2	6	4/13/1982	H	L	5	8	ACC Tournament Games: ... 13-9											5/14/1964	A	L	3	4
5/9/1936	A	W	5	4	4/6/1983	A	W	13	7	NCAA Tournament Games: 3-0											4/3/1965 ⁽¹⁾	H	W ⁽⁷⁾	4	2
4/2/1937	H	L	1	13	4/12/1983	A	L	5	11	One-Run Games: 21-19											4/3/1965 ⁽²⁾	H	T ⁽⁷⁾	6	6
4/3/1937	H	W	3	2	4/27/1983	H	W	6	3	Extra-Inning Games: 10-6											5/11/1965	A	T	4	4
5/3/1937	A	W	11	9	3/11/1984	H	L	6	9	Under Jack Leggett: 28-23											4/18/1966	H	W	14	9
5/4/1937	A	W	6	1	4/24/1984	A	L	11	14	Longest CU Win Streak: ... 8 ⁽¹⁹⁷⁴⁻⁷⁸⁾											5/20/1966	A	L	1	4
4/8/1938	A	L	11	14	4/25/1984	H	W	5	2	Longest GAT Win Streak: ... 13 ⁽¹⁹¹²⁻²²⁾											4/4/1967	H	W	10	1
4/19/1938	H	L	5	7	3/26/1985	A	L	11	14	Biggest CU Win: 24-4 ⁽¹⁹⁹⁹⁾											5/6/1967	A	W	3	0
4/3/1939	A	L	0	6	4/24/1985	A	L	4	11	Biggest GAT Win: 22-4 ⁽²⁰⁰⁶⁾											4/15/1968	H	W	6	3
4/4/1939	A	L	4	27	4/30/1985	H	L	3	4	Date Site W-L CU Op											5/4/1968	A	L	0	7
4/10/1939	H	L	7	11	4/2/1986	H	W	5	4	5/4/1959	H	W	5	2	4/12/1902	A	L	4	12	4/21/1969	H	L	3	4	
4/8/1941	H	L	7	12	4/9/1986	A	L	6	13	5/5/1959	H	L	1	2	4/11/1903	A	W	5	1	4/7/1970	H	W	17	6	
4/15/1941	A	L	2	3	4/10/1986	H	W	18	2	3/21/1960	A	T	7	7	4/22/1904	A	W	4	1	5/7/1970	A	L	1	7	
5/6/1941	N3	W	8	6	4/1/1987	H	W	3	2	3/22/1960	A	W ⁽⁸⁾	15	4	4/23/1904	A	L	3	4	4/13/1971	A	L	4	8	
4/7/1942	A	L	6	13	4/27/1987	A	L	7	11	3/18/1970	A	W ⁽⁷⁾	5	1	5/14/1904	H	W	11	1	4/21/1971	H	L	1	4	
4/14/1942	H	W ⁽¹²⁾	9	8	2/25/1988	H	W	13	12	3/17/1972	A	W	2	1	4/12/1902	A	L	4	12	4/9/1972	H	W ⁽¹¹⁾	1	0	
4/20/1943	A	W	8	1	3/12/1988	A	L	7	8	3/18/1972	A	L	4	10	4/11/1903	A	W	5	1	4/3/1974	A	L	7	11	
5/1/1943	H	W	20	8	4/18/1989	A	L	5	6	3/1/1974	A	L	8	9	4/22/1904	A	W	4	1	4/9/1974	H	W	12	3	
4/5/1946	H	W	23	0	4/25/1989	H	W ⁽¹²⁾	3	2	3/2/1974	A	L	2	5	4/23/1904	A	L	3	4	4/17/1974	H	W	10	8	
4/6/1946	H	L	9	16	3/28/1990	A	L	8	9	3/3/1974	A	L	3	6	5/14/1904	H	W	11	1	4/8/1975	A	W	10	3	
4/12/1946	N4	L ⁽¹¹⁾	8	9	4/9/1991	H	W	4	3	3/7/1975	H	W ⁽⁸⁾	4	1	4/22/1905 ⁽¹⁾	A	L	4	5	4/22/1975	A	W	18	3	
4/13/1946	A	W	10	6	4/10/1991	A	W	9	1	3/8/1975	H	W	13	3	4/22/1905 ⁽²⁾	A	W	5	3	4/5/1976	A	W	12	3	
4/17/1947	H	W	7	2	4/24/1991	H	W	11	8	3/9/1975	H	W	9	2	3/24/1906	A	L	1	3	4/12/1976	A	W ⁽¹¹⁾	12	10	
4/21/1947	A	L	7	8	3/31/1992	A	W	8	4	3/20/1976 ⁽¹⁾	A	L	8	15	4/30/1906	H	L	0	6	4/18/1977	H	W	8	7	
4/12/1948	A	L	2	5	4/1/1992	H	L	2	3	3/20/1976 ⁽²⁾	A	W	16	12	4/5/1907	A	L	2	4	4/7/1978	A	W	13	9	
4/4/1949	H	L	6	12	4/22/1992	A	W	9	1	3/4/1978	A	L	2	4	4/6/1907	A	T	2	2	4/13/1978	H	L	1	2	
4/12/1950	A	L	5	8	3/31/1993	A	W	6	2	3/5/1978 ⁽¹⁾	A	L ⁽⁷⁾	1	3	4/3/1908	A	L	2	4	4/11/1979	A	W	14	6	
4/17/1950	H	W	7	3	4/14/1993	H	W	8	6	3/5/1978 ⁽²⁾	A	W ⁽⁷⁾	5	2	4/4/1908	A	L ⁽¹¹⁾	4	5	4/18/1979	H	W	20	2	
3/30/1959	A	W	8	2	5/11/1993	H	L	2	4	4/21/1979	H	L	8	10	5/13/1910	A	L	0	5	4/3/1980	H	W	18	1	
4/28/1959	H	W	2	1	3/9/1994	A	W	9	2	4/22/1979 ⁽¹⁾	H	W ⁽⁸⁾	1	0	5/14/1910 ⁽¹⁾	A	L ⁽⁷⁾	0	4	4/9/1980	*	A	L	10	12
4/2/1960	H	W	11	10	4/5/1994	H	W	6	3	4/22/1979 ⁽²⁾	H	L ⁽⁸⁾	10	12											

Game Results vs. 2007 Opponents

C

3/28/1984	* H W 5 1
4/11/1984	* A W 7 2
4/3/1985	* H W 4 2
4/10/1985	* A L 8 9
4/19/1985	+ A L 9 12
4/20/1985	+ A L 5 7
4/22/1986	* A W 6 3
5/7/1986	* H L 0 7
5/15/1986	+ N3 L 5 16
4/8/1987	* A L 2 4
4/15/1987	* H L 6 7
4/22/1987	* A L 2 12
5/16/1987	+ N4 L 1 7
4/6/1988	* H W 7 3
4/13/1988	* A W 4 2
4/21/1988	* H W 7 4
4/12/1989	* A W 7 5
4/19/1989	* H W 16 5
4/26/1989	* A L 4 11
5/14/1989	+ N4 W 9 3
4/27/1990	* A W 14 12
4/28/1990	* H L 3 8
4/29/1990	* A W 17 10
4/26/1991	* H W ⁽¹⁰⁾ 9 8
4/27/1991	* A W 8 0
4/28/1991	* H L 6 11
5/13/1991	+ N4 W 6 5
5/14/1991	+ N4 W 24 8
4/24/1992	* A L 2 6
4/25/1992	* A L ⁽¹⁰⁾ 6 7
4/26/1992	* A W 5 4
5/12/1992	+ N4 W 5 4
4/23/1993	* H L 0 11
4/24/1993	* H L 5 10
4/25/1993	* H L 0 6
5/17/1993	+ N4 W 9 8
5/13/1994	* A W ⁽¹⁰⁾ 9 8
5/14/1994	* A L 4 20
5/15/1994	* A W 7 4
5/20/1994	+ N4 W 9 6
4/28/1995	* H W 8 5
4/29/1995	* H W 6 1
4/30/1995	* H W 6 5
5/10/1996	* A W ⁽¹⁰⁾ 9 8
5/11/1996	* A L 0 4
5/12/1996	* A W 9 2
5/16/1996	+ N2 W 6 1
4/25/1997	* H W 7 4
4/26/1997	* H L 4 19
5/15/1997	+ N5 W 7 4
5/3/1998	* A L 6 7
5/4/1998	* A L 7 9
5/5/1998	* A L 5 14
5/14/1998	+ N3 L 6 10
4/23/1999	* H W 24 4
4/24/1999	* H W 13 8
4/25/1999	* H W 6 5
4/28/2000	* A L 4 7
4/29/2000	* A L 7 9
4/30/2000	* A W 13 12
5/19/2000	+ N6 L 8 9
5/20/2000	+ N6 L 4 8
4/20/2001	* H W 3 0
4/21/2001	* H W 5 1
4/22/2001	* H L 3 5
5/4/2002	* A W 12 9
5/5/2002	* A L 6 15
5/6/2002	* A L 0 11
5/22/2002	+ N5 W 10 0
6/16/2002	! N7 W 9 7
4/25/2003	* H W ⁽¹⁰⁾ 9 7
4/26/2003	* H W 10 5
4/27/2003	* H W 11 3
5/14/2004	* A L 3 8
5/15/2004	* A L 3 11
5/16/2004	* A L 4 8
5/27/2004	+ N8 L ⁽¹³⁾ 7 11
4/29/2005	* H L 14 18
4/30/2005	* H W 6 5
5/1/2005	* H L 4 6

4/14/2006	* A W 7 6
4/15/2006	* A L 3 12
4/16/2006	* A L 4 22
5/25/2006	+ N9 W 3 2
5/27/2006 ⁽¹⁾	+ N9 L ⁽¹⁰⁾ 7 8
5/27/2006 ⁽²⁾	+ N9 W 16 11
6/16/2006	! N7 W 8 4

\$ - NCAA District III Playoffs, Regional; * - ACC regular-season game; + - ACC Tournament; ! - College World Series; N1 - Gastonia, NC; N2 - Chapel Hill, NC; N3 - Durham, NC; N4 - Greenville, SC; N5 - Saint Petersburg, FL; N6 - Fort Mill, SC; N7 - Omaha, NE; N8 - Salem, VA; N9 - Jacksonville, FL

High Point

Overall:	7-0
at Clemson:	6-0
at Kingsmore Stadium:	6-0
at High Point:	1-0
One-Run Games:	2-0
Extra-Inning Games:	1-0
Longest CU Win Streak:	7 ⁽¹⁹⁷⁶⁻⁷⁹⁾
Biggest CU Win:	10-0 ⁽¹⁹⁷⁷⁾

Date	Site	W-L	CU	Op
3/1/1976	H	W	3	0
3/2/1976	H	W ⁽¹¹⁾	4	3
3/1/1977	H	W	10	1
3/2/1977	H	W	10	0
3/18/1978	A	W	6	1
3/3/1979 ⁽¹⁾	H	W ⁽⁷⁾	2	1
3/3/1979 ⁽²⁾	H	W ⁽⁷⁾	6	2

Maryland

Overall:	106-35
at Clemson:	61-6
at Kingsmore Stadium:	51-1
at Maryland:	34-25
at Neutral:	11-4
ACC Regular-Season Games:	93-32
ACC Tournament Games:	12-0
One-Run Games:	18-12
Extra-Inning Games:	8-3
Under Jack Leggett:	37-4
Longest CU Win Streak:	17 ⁽¹⁹⁸³⁻⁸⁹⁾
Longest UMD Win Streak:	5 ⁽¹⁹⁵⁰⁻⁵⁵⁾
Biggest CU Win:	22-4 ⁽¹⁹⁹³⁾
Biggest UMD Win:	20-5 ⁽¹⁹⁶⁰⁾

Date	Site	W-L	CU	Op
4/3/1923	H	W	6	2
5/27/1950	N1	L	2	3
5/8/1954 ⁽¹⁾	* A	L	2	3
5/8/1954 ⁽²⁾	* A	L	0	3
4/12/1955 ⁽¹⁾	* H	L	4	18
4/12/1955 ⁽²⁾	* H	L ⁽⁷⁾	2	11
4/2/1956	* A	W ⁽¹⁰⁾	6	4
3/30/1957	* H	W	6	3
5/10/1957	* A	L	2	4
4/5/1958	* H	W	6	2
4/15/1958	* A	W	13	4
3/28/1959	* N2	W	9	2
4/14/1959	* A	L	3	7
4/9/1960	* H	L	5	20
4/1/1961	* H	W	9	8
4/21/1961	* A	L	7	9
4/7/1962	* H	W	3	2
4/14/1962	* A	W	3	2
4/15/1963	* A	L	1	2
4/16/1963	* A	W ⁽¹³⁾	7	3
3/30/1964	* H	L	3	6
3/31/1964	* H	W	11	8
4/16/1965	* A	L	1	6
4/17/1965	* A	L	1	2
4/8/1966	* H	W	11	2
4/9/1966	* H	W	12	7
5/12/1967	* A	W	2	1
5/13/1967	* A	W	8	4

4/20/1968 ⁽¹⁾	* H W ⁽⁷⁾ 3 1
4/20/1968 ⁽²⁾	* H L ⁽⁷⁾ 2 7
5/14/1968	* A L 0 1
4/12/1969	* H W 7 0
5/17/1969 ⁽¹⁾	* A L ⁽⁷⁾ 2 3
5/17/1969 ⁽²⁾	* A W ⁽⁷⁾ 7 5
4/18/1970	* A L 1 5
5/9/1970 ⁽¹⁾	* H W ⁽⁷⁾ 3 1
5/9/1970 ⁽²⁾	* H W ⁽⁷⁾ 9 1
5/22/1970	^ N3 L 3 4
5/8/1971	* H W ⁽¹⁰⁾ 3 2
5/9/1971	* H W 4 1
5/16/1971	^ N3 L 0 4
5/10/1972 ⁽¹⁾	* A L 2 3
5/10/1972 ⁽²⁾	* A L ⁽⁷⁾ 0 3
3/16/1973	* H W ⁽⁸⁾ 3 0
4/16/1973	* A W 10 0
3/15/1974	* H W 3 2
4/14/1974	* A W 8 5
3/28/1975	* A L 3 6
4/13/1975	* H W 5 2
3/11/1976	* H W 6 0
4/18/1976	* H W 8 6
4/24/1976	+ H W 2 1
4/25/1976	+ H W 3 2
4/14/1977	* A L ⁽¹⁰⁾ 9 12
4/15/1977	* A W 9 6
4/15/1978	* H W 17 8
4/16/1978	* H W 8 7
4/28/1979 ⁽¹⁾	* A W ⁽⁷⁾ 5 3
4/28/1979 ⁽²⁾	* A L ⁽⁷⁾ 2 6
4/19/1980	* H W 1 0
4/20/1980	* H W 5 2
4/24/1980	+ N3 W 9 4
4/16/1981	* A L 11 21
4/17/1981	* A L 6 10
4/15/1982	* H W 15 2
4/16/1982	* H W ⁽¹³⁾ 4 3
3/20/1983 ⁽¹⁾	* A L ⁽⁷⁾ 2 5
3/20/1983 ⁽²⁾	* A W ⁽⁷⁾ 8 3
3/9/1984	* H W 5 4
3/10/1984	* H W 5 2
4/20/1984	+ N4 W 12 1
3/30/1985 ⁽¹⁾	* A W ⁽⁷⁾ 7 1
3/30/1985 ⁽²⁾	* A W ⁽⁷⁾ 6 0
4/17/1985	+ N5 W 17 12
3/27/1986	* H W 23 8
3/28/1986	* H W 9 2
5/16/1986	+ N4 W ⁽¹⁰⁾ 7 2
3/23/1987	* H W 14 5
5/5/1987	* A W 8 1
5/6/1987	* A W 9 7
3/17/1988 ⁽¹⁾	* H W ⁽⁷⁾ 6 0
3/21/1988 ⁽²⁾	* H W ⁽⁷⁾ 5 4
5/13/1988	+ N6 W 9 0
3/18/1989	* H W 16 3
4/16/1989 ⁽¹⁾	* A L ⁽¹²⁾ 4 5
4/16/1989 ⁽²⁾	* A L ⁽⁵⁾ 3 4
5/13/1989	+ N6 W 8 0
3/17/1990 ⁽¹⁾	* H W ⁽⁷⁾ 10 1
3/17/1990 ⁽²⁾	* H W ⁽⁷⁾ 7 1
3/18/1990	* H W 8 1
4/19/1991	* A W 11 4
4/20/1991	* A W 7 2
4/21/1991	* A W 17 2
5/11/1991	+ N6 W 13 1
3/13/1992	* H W 15 3
3/14/1992	* H W 10 1
3/15/1992	* H L 9 10
4/17/1993	* A W 6 2
5/10/1993	* N7 L 4 8
4/19/1993	* A W 22 4
3/11/1994	* H W 7 5
3/12/1994	* H W 18 2
3/13/1994	* H W 6 5
5/18/1994	+ N6 W 7 1
3/24/1995	* A W ⁽¹²⁾ 4 3
3/25/1995	* A W 11 3
3/26/1995	* A W 12 2
5/17/1995	+ N6 W 10 0

3/22/1996	* H W 4 0
3/23/1996	* H W 7 0
3/24/1996	* H W 16 6
3/21/1997	* A L 1 13
3/22/1997	* A W 17 10
3/23/1997	* A L ⁽¹⁰⁾ 6 7
3/20/1998	* H W 5 3
3/21/1998	* H W 19 6
3/22/1998	* H W 15 6
3/19/1999	* A W 8 6
3/20/1999	* A W 9 2
5/21/1999	+ N4 W 7 6
3/17/2000	* H W 8 6
3/18/2000 ⁽¹⁾	* H W 9 3
3/18/2000 ⁽²⁾	* H W 11 2
3/16/2001	* A W 8 6
3/17/2001	* A W 9 6
3/18/2001	* A W 7 0
3/29/2002	* H W 13 6
3/30/2002	* H W 16 7
3/31/2002	* H W 7 2
4/19/2003 ⁽¹⁾	* A L 6 9
4/19/2003 ⁽²⁾	* A L 4 8
4/20/2003	* A W 20 5
4/22/2004	* H W 3 2
4/3/2004	* H W 9 2
4/4/2004	* H W 8 2
3/25/2005	* A W 14 3
3/26/2005 ⁽¹⁾	* A W ⁽¹³⁾ 6 4
3/26/2005 ⁽²⁾	* A W 12 0
4/7/2006	* H W 3 1
4/8/2006	* H W ⁽¹¹⁾ 3 2
4/9/2006	* H W 15 7

* - ACC regular-season game; ^ - ACC Playoffs; + - ACC Tournament; N1 - Greensboro, NC; N2 - Orangeburg, SC; N3 - Raleigh, NC; N4 - Durham, NC; N5 - Atlanta, GA; N6 - Greenville, SC; N7 - Baltimore, MD

Memphis

Overall: 0-0

Miami (FL)

Overall:	20-21-1
at Clemson:	6-3
at Kingsmore Stadium:	6-3
at Miami:	9-11-1
at Neutral:	5-7
ACC Regular-Season Games:	6-0
ACC Tournament Games:	1-0
NCAA Tournament Games:	3-9
One-Run Games:	3-4
Extra-Inning Games:	1-0
Under Jack Leggett:	12-9
Longest CU Win Streak:	7 ⁽²⁰⁰⁵⁻⁰⁶⁾
Longest MIA Win Streak:	5 ⁽¹⁹⁷⁸⁻⁸⁶⁾
Biggest CU Win:	14-1 ⁽²⁰⁰⁶⁾
Biggest MIA Win:	14-5 ⁽¹⁹⁹⁶⁾

Date	Site	W-L	CU	Op
5/21/1977	\$ A	W	7	2
5/22/1977 ⁽¹⁾	\$ A	L	3	10
5/22/1977 ⁽²⁾	\$ A	W	10	9
5/19/1978	\$ A	W	8	5
5/21/1978	\$ A	L	5	7
5/19/1979	\$ A	L	1	2
5/20/1979	\$ A	L	1	4
5/31/1980	! N1	L	5	13
5/9/1986	N2	L	5	6
5/10/1986	N2	W	7	4
5/11/1986	N2	W	9	5
3/20/1987	A	W	8	2
3/21/1987	A	W	11	9
3/22/1987	A	T	10	10
4/29/1989	H	L	5	11
4/30/1989	H	W	5	4
5/20/1989	N3	L	0	2
3/22/1990	A	L	2	9



Mike Eydenberg hit a sacrifice fly in the 12th inning to give Clemson a 9-8 walkoff win over Miami on May 1, 1994.

3/23/1990	A	L	5	11
3/24/1990	A	L	1	2
4/29/1994	H	W	7	5
4/30/1994	H	L	3	6
5/1/1994	H	W ⁽¹²⁾	9	8
5/12/1995	A	L	6	7
5/13/1995	A	W	7	5
5/14/1995	A	L	4	8
5/31/1996	! N1	L	3	7
6/5/1996	! N1	L	5	14
4/2/1999	N4	L	3	5
4/3/1999	N4	W	7	5
4/4/1999	N4	L	11	14
1/29/2000	N5	W	4	0
6/1/2001	! A	L	8	10
6/2/2001	! A	L	6	14
5/19/2005	* H	W	15	5
5/20/2005	* H	W	9	2
5/21/2005	* H	W	6	2
5/26/2005	+ N6	W	9	1
3/31/2006	* A	W	8	6
4/1/2006	* A	W	6	2
4/2/2006	* A	W	14	1

N.C. State

Overall: 98-64-1

at Clemson: 50-21-1

at Kingsmore Stadium: 37-13

at N.C. State: 35-33

at Neutral: 13-10

ACC Regular-Season Games: ... 76-51

ACC Tournament Games: ... 17-9

One-Run Games: 20-20

Extra-Inning Games: 6-4-1

Under **Jack Leggett**: 32-14

Longest CU Win Streak: .. 10⁽¹⁹⁷⁶⁻⁷⁹⁾

Longest NCS Win Streak: .. 5^(1959-61, 85-87)

Biggest CU Win: 41-9⁽¹⁹⁷⁹⁾

Biggest NCS Win: 20-5⁽¹⁹⁹³⁾

Date	Site	W-L	CU	Opp
5/4/1921	H	W ⁽¹²⁾	1	0
4/21/1926	H	W	11	5
5/9/1927	H	W	7	0
4/7/1934	H	T ⁽¹¹⁾	7	7
3/30/1935	A	L	1	5
5/1/1936	H	L	5	12
3/25/1947	H	W	10	9
5/16/1949	N1	L	1	6
4/28/1951	A	L	5	7
4/4/1953	A	W	8	4

Game Results vs. 2007 Opponents

4/2/1954	* H W 5 1	4/4/1987 ⁽²⁾	* H W ⁽⁷⁾ 15 5
4/3/1954	* H W 8 4	4/25/1987	* N3 W 9 8
4/2/1955	* H L ⁽⁷⁾ 2 3	5/15/1987	+ N5 W 8 0
4/26/1955	* A W 12 10	5/16/1987	+ N5 L 7 11
4/13/1956	* H L 7 10	4/3/1988	* H W 9 8
5/8/1956	* A L 1 5	5/6/1988	* A L 3 6
4/12/1957	* H L 5 6	5/7/1988	* A L 8 9
4/22/1957	* A L 2 8	3/24/1989	* A W 6 4
4/16/1958	* A W 6 5	5/6/1989	* H W 11 3
5/3/1958	* A W 15 11	5/7/1989	* H W 13 6
4/7/1959	* H L 7 8	5/16/1989	+ N5 W 9 2
5/2/1959	* A L 2 9	4/13/1990	* H W 6 3
4/16/1960	* A L 0 5	4/14/1990	* H W 20 4
5/10/1960	* H L ⁽¹⁰⁾ 7 8	4/15/1990	* H W 6 5
4/29/1961 ⁽¹⁾	* A L ⁽⁷⁾ 1 2	5/15/1990	+ N5 L 5 6
4/29/1961 ⁽²⁾	* A W 11 6	4/12/1991	* A W 14 3
4/28/1962	* A W 9 2	4/13/1991	* A L 7 8
5/12/1962	* H L 0 1	4/14/1991	* A W 16 6
4/19/1963	* H W 14 7	4/10/1992	* H W 6 2
5/10/1963	* A W 12 11	4/11/1992	* H L 3 6
4/17/1964	* A L 2 3	4/12/1992	* H W 3 2
5/8/1964	* H W 9 4	5/12/1992	+ N5 L 1 11
4/10/1965	* H L 5 8	5/13/1992	+ N5 L 3 7
5/1/1965	* A W 6 4	4/9/1993	* A W 4 1
4/16/1966	* A L 6 7	4/10/1993	* A L 5 20
5/16/1966	* H W 8 7	4/11/1993	* A L 12 13
4/8/1967	* H W 9 6	5/19/1993	+ N5 W 11 7
5/9/1967	* A W 8 5	4/8/1994	* H W ⁽¹⁰⁾ 10 8
4/12/1968	* H W 14 7	4/9/1994	* H W 9 5
5/3/1968 ⁽¹⁾	* A L ⁽⁷⁾ 2 4	4/10/1994	* H W ⁽¹⁰⁾ 6 5
5/3/1968 ⁽²⁾	* A L ⁽⁷⁾ 1 6	5/19/1994	+ N5 W 17 5
4/4/1969 ⁽¹⁾	* H W ⁽⁷⁾ 5 3	5/14/1995	* A W ⁽¹⁰⁾ 17 15
4/4/1969 ⁽²⁾	* H W ⁽⁷⁾ 3 0	4/15/1995	* A W 13 1
5/12/1969	* A L 1 7	4/16/1995	* A W 13 4
4/10/1970	* H W 2 0	5/20/1995	+ N5 W 16 7
5/12/1970 ⁽¹⁾	* A W ⁽⁷⁾ 7 2	4/25/1996	* H L 6 18
5/12/1970 ⁽²⁾	* A L ⁽⁷⁾ 2 3	4/26/1996	* H W 14 0
3/28/1971	* N2 L 0 3	4/27/1996	* H L ⁽¹⁰⁾ 1 4
4/11/1971	* A W 4 0	4/18/1997	* A L 9 16
4/2/1972	* A W 7 2	4/19/1997	* A L 4 17
4/15/1972 ⁽¹⁾	* H W ⁽⁷⁾ 7 0	4/20/1997	* A L 7 9
4/15/1972 ⁽²⁾	* H L ⁽⁷⁾ 2 3	5/17/1997	+ N6 W ⁽¹⁰⁾ 11 6
4/13/1973 ⁽¹⁾	* A W ⁽⁷⁾ 8 1	4/17/1998	* H W ⁽¹²⁾ 11 10
4/13/1973 ⁽²⁾	* A L ⁽⁷⁾ 1 7	4/18/1998	* H W 17 6
4/22/1973 ⁽¹⁾	+ N3 L ⁽¹⁰⁾ 4 8	5/14/1999	* A L 9 19
4/22/1973 ⁽²⁾	+ N3 L 2 3	5/15/1999	* A L 4 7
4/7/1974	* A W 2 1	5/16/1999	* A W 7 4
4/21/1974	* H W 5 0	5/19/1999	+ N4 W 7 6
4/28/1974 ⁽¹⁾	+ A W 12 5	4/7/2000	* H L 1 5
4/28/1974 ⁽²⁾	+ A L 6 8	4/8/2000	* H W 9 0
4/5/1975	* H W 6 5	4/9/2000	* H W 8 4
4/6/1975	* H L 1 3	5/5/2001 ⁽¹⁾	* A W 7 6
4/27/1975	+ N3 L 2 3	5/5/2001 ⁽²⁾	* A L 3 4
4/3/1976	* A W 7 4	5/6/2001	* A W 10 2
4/4/1976	* A W 8 0	4/5/2002	* H W 6 4
4/2/1977	* H W 7 3	4/6/2002	* H L 0 3
4/22/1977	+ H W 10 3	4/7/2002	* H W 10 2
4/24/1977	+ H W 14 6	5/24/2002	+ N6 W 5 3
3/19/1978	* A W 4 0	3/28/2003	* A7 L ⁽¹¹⁾ 2 3
4/18/1978	* A W ⁽⁸⁾ 2 1	3/29/2003 ⁽¹⁾	* A7 L 2 12
4/22/1978	+ H W 12 1	3/29/2003 ⁽²⁾	* A7 W 12 10
3/31/1979	* H W 8 1	4/23/2004	* H W 2 1
4/7/1979	* A W 41 9	4/24/2004	* H W 4 3
4/6/1980	* H L 3 6	4/25/2004	* H W 9 6
4/25/1980	+ A W 5 4	5/28/2004	+ N8 W 12 1
4/11/1981 ⁽¹⁾	* H W ⁽⁷⁾ 6 1	4/22/2005	* A L 3 8
4/11/1981 ⁽²⁾	* H W ⁽⁷⁾ 2 0	4/23/2005	* A W 16 9
3/17/1982	* A W 9 6	4/24/2005	* A L 8 9
4/4/1982	* H L 13 16	5/27/2005	+ N9 W 5 4
4/3/1983	* A L 4 6	3/24/2006	* H W 9 5
4/10/1983	* H L 4 8	3/25/2006	* H W 4 2
4/21/1983	+ N3 W 8 1	3/26/2006	* H W 6 2
3/31/1984	* H L 2 5	5/28/2006	+ N9 W 8 4
4/7/1984	* A W 15 7	* - ACC regular-season game; + -	
4/6/1985	* H W 7 1	ACC Tournament; N1 - Laurinburg,	
4/14/1985	* A L 4 9	NC; N2 - Columbia, SC; N3 -	
4/12/1986	* A L 8 12	Chapel Hill, NC; N4 - Durham, NC;	
4/20/1986	* H L 2 6	N5 - Greenville, SC; N6 - Saint Pe-	
5/17/1986	+ N4 L 4 6	tersburg, FL; A7 - Kinston, NC; N8	
4/4/1987 ⁽¹⁾	* H L ⁽⁷⁾ 6 7	- Salem, VA; N9 - Jacksonville, FL	

Pacific			
Overall:	0-0	
South Carolina			
Overall:	162-111-2	
at Clemson:	91-38	
at Kingsmore Stadium:	44-21	
at South Carolina:	65-70-2	
at Neutral:	6-3	
ACC Regular-Season Games:	29-9-1	
NCAA Tournament Games:	3-2	
One-Run Games:	33-35	
Extra-Inning Games:	7-9-2	
Under Jack Leggett:	27-20	
Longest CU Win Streak:	12 ⁽¹⁹⁶¹⁻⁶⁶⁾	
Longest USC Win Streak:	7 ⁽¹⁹⁸³⁻⁸⁵⁾	
Biggest CU Win:	18-1 ⁽¹⁹⁶⁵⁾	
Biggest USC Win:	38-16 ⁽¹⁹⁹⁷⁾	
Date	Site	W-L CU Op	
5/12/1899	A W ⁽⁸⁾	21 8	
5/12/1900	A W	5 4	
5/11/1901	A W	12 4	
4/26/1902	A W	3 1	
3/30/1907	H W	4 2	
4/29/1907	A L	2 6	
4/9/1908	H L	2 4	
5/7/1909	A L	0 3	
5/8/1909	A W	4 2	
5/12/1916	N1 L	0 4	
5/13/1916	N1 W	7 5	
4/2/1917	A L	1 2	
4/3/1917	A W	18 2	
4/16/1917	H W	4 2	
4/17/1917	H W	6 3	
5/17/1918	A W	3 2	
5/18/1918	A L ⁽¹²⁾	2 3	
4/25/1919	H L	1 2	
4/26/1919	H W	8 2	
5/16/1919	A W	4 0	
5/17/1919	A W	1 0	
4/16/1920	A W ⁽⁸⁾	14 9	
4/17/1920	A W	14 5	
5/11/1920	H W	5 3	
5/12/1920	H L	5 8	
5/5/1921	H W	5 0	
4/26/1922	H W	3 1	
5/13/1922	A L	4 8	
4/17/1924	H W	6 0	
5/10/1924	A W	8 7	
4/24/1925	H W	6 2	
5/2/1925	A L	7 8	
4/17/1926	A L	0 3	
4/8/1927	H W	4 3	
4/13/1927	A L ⁽¹¹⁾	8 9	
4/13/1928	H W	6 0	

4/18/1928	A T ⁽¹¹⁾	3 3	5/15/1950	H W ⁽¹¹⁾	8 7
4/1/1929	H L ⁽¹¹⁾	0 2	5/16/1950	H W	18 9
5/9/1929	A L	6 8	4/9/1951	H W	8 6
4/19/1930 ⁽¹⁾	H W	4 1	4/10/1951	H W	11 1
4/19/1930 ⁽²⁾	H L	2 9	5/11/1951	N2 W	12 4
4/28/1930	A L	2 18	5/12/1951	A W ⁽⁷⁾	16 5
4/29/1930	A L ⁽¹⁰⁾	3 5	4/4/1952	N2 W	5 2
5/2/1931	A L	1 10	4/5/1952	A L	4 6
5/13/1931	H W	5 4	5/9/1952	H W	3 1
5/14/1931	H L	1 5	4/13/1953	H W	13 4
4/15/1932	A L	0 4	4/14/1953	H L	7 9
4/16/1932	A W	10 4	5/8/1953	A W	2 0
4/26/1932 ⁽¹⁾	H W	13 9	5/9/1953	A L	4 13
4/26/1932 ⁽²⁾	H L ⁽⁷⁾	2 5	4/13/1954	* A W	10 1
5/12/1932	H W	10 9	5/4/1954	* H W	2 0
5/13/1932	H W	6 5	4/30/1955	* H L	3 4
3/30/1933	A L	4 5	5/11/1955	* A L	2 9
3/31/1933	A L	0 6	4/27/1956	* A W	5 1
4/17/1933	H L	3 4	5/11/1956	* H L	3 12
4/12/1934	H L	1 8	4/27/1957	* A L	3 4
5/2/1934	A L	4 6	5/14/1957	* H W	10 6
4/16/1935	H W	5 4	4/21/1958	* H W	5 3
5/9/1935	A L	0 2	5/9/1958	* A W	9 2
4/24/1936	A W	7 1	4/3/1959	* A W	11 0
5/5/1936	H L	5 6	5/12/1959	* H W	10 1
4/27/1937	A L	3 4	4/23/1960	* H W	12 10
5/8/1937	H L	4 5	5/5/1960	* A L	1 2
5/3/1938	H L	3 12	4/18/1961	* H W	21 5
5/10/1938	A L	0 3	4/25/1961	* A W	3 1
4/27/1939	H W	9 7	4/24/1962	* A W	5 4
5/1/1939	A W ⁽¹⁰⁾	7 5	5/8/1962	* H W	27 17
4/11/1940	A W	7 6	4/23/1963	* H W	9 2
4/26/1940	H W	7 1	5/14/1963	* A W	5 1
4/25/1941	H W	3 1	4/28/1964	* A W	4 2
5/8/1941	A L	3 5	5/12/1964	* H W	5 3
4/24/1942	H W	6 5	5/4/1965	* H W	18 1
5/8/1942	A W	9 5	5/13/1965	* A W	9 3
4/27/1945	H W	6 4	4/26/1966	* H W	11 6
5/4/1945	A L	7 11	5/19/1966	* A W	8 2
5/5/1945	A L	0 4	4/11/1967	* A L	1 4
4/3/1946	A L	1 2	4/18/1967	* H W	8 1
5/18/1946	H W	12 2	4/16/1968	* H W	6 5
4/11/1947	A W	4 1	5/7/1968 ⁽¹⁾	* A W ⁽⁷⁾	1 0
4/12/1947	A W	17 8	5/7/1968 ⁽²⁾	* A L ⁽⁷⁾	3 4
5/23/1947	H W	17 3	4/16/1969	* A T ⁽¹³⁾	4 4
5/24/1947	H W	10 8	5/6/1969 ⁽¹⁾	* H L ⁽⁷⁾	1 2
4/16/1948	H L	4 7	5/6/1969 ⁽²⁾	* H W ⁽⁷⁾	7 3
4/17/1948	H W	11 2	4/14/1970 ⁽¹⁾	* A L ⁽⁷⁾	1 2
5/21/1948	A W	7 2	4/14/1970 ⁽²⁾	* A W ⁽⁷⁾	2 1
5/22/1948	A W	6 5	5/5/1970	* H W	4 0
5/6/1949	H W ⁽¹¹⁾	6 5	4/25/1971	* H W	8 2
5/20/1949	A L	2 4	5/4/1971	* A W	8 4
5/21/1949	A L	6 7	4/4/1972	H W	8 0
5/5/1950	A W	14 5	4/5/1972	A L	1 2
5/6/1950	A L	2 10	4/21/1972	N3 W	5 2
			4/4/1973	A W	4 2
			4/10/1973	H L	1 3
			4/28/1973	N4 W	9 5
			3/28/1974	H L	0 3
			4/16/1975	A L	2 6
			4/2/1976	A W	10 6
			4/13/1976	H L	3 4
			5/22/1976	\$ A W	10 4
			3/28/1977	H L	1 2
			4/12/1977 ⁽¹⁾	A L ⁽⁷⁾	6 7
			4/12/1977 ⁽²⁾	A L ⁽⁷⁾	2 7
			4/1/1978	A W	10 2
			4/2/1978	A L	6 10
			4/30/1978	H W	11 4
			3/24/1979	A W	3 1
			3/25/1979	A L	6 7
			4/14/1979	H W	1 0
			4/15/1979	H W	6 3
			4/15/1980	H W	9 3
			4/16/1980	H W	4 3
			5/10/1980	A L	1 6
			5/11/1980	A L	1 4
			5/24/1980	\$ H W	6 2
			5/25/1980	\$ H W	17 12
			4/3/1981	A L	2 6



George Sutton scored three runs in the Tigers' 8-2 victory at South Carolina on May 19, 1966. It capped Clemson's 12-game winning streak over the Gamecocks from 1961-66, the longest winning streak by either team in the 275-game history of the series.

Game Results vs. 2007 Opponents



4/4/1981	A	L	7	12
4/13/1981	H	W ⁽¹¹⁾	5	4
4/14/1981	H	L	2	12
4/11/1982	H	W	4	1
4/12/1982	H	L	4	5
5/16/1982	A	L	5	11
5/17/1982	A	L	1	4
3/4/1983	H	W	8	0
4/26/1983	H	L ⁽¹⁰⁾	3	8
4/30/1983	A	W	8	1
5/1/1983	A	L	3	4
4/26/1985	A	L	2	14
4/27/1985	A	L	6	11
4/28/1985	A	L	5	6
5/14/1985	H	L	6	12
5/15/1985	H	L	6	8
5/16/1985	H	L	3	8
4/25/1986	H	W	16	5
4/26/1986	H	W	9	5
4/27/1986	H	L ⁽¹²⁾	4	9
5/3/1986	A	W	14	11
5/4/1986	A	L	0	5
5/5/1986	A	W	7	6
4/20/1987	H	W	5	3
4/21/1987	H	W	7	3
5/2/1987	A	W	5	3
5/3/1987	A	W	8	7
4/22/1988	H	W	7	6
4/23/1988	H	L	7	11
4/24/1988	H	W	8	5
4/30/1988	A	W	5	2
5/1/1988	A	L	6	7
3/31/1989	H	W	7	1
4/1/1989	H	W	12	6
4/2/1989	H	W	9	6
4/20/1989	A	W	5	3
4/21/1989	A	L	3	8
4/22/1989	A	L	1	7
3/31/1990	N5	W	6	0
4/1/1990	H	W ⁽¹¹⁾	6	5
4/2/1990	H	W	9	0
4/12/1990	A	L	2	21
5/6/1990 ⁽¹⁾	A	L	4	5
5/6/1990 ⁽²⁾	A	L ⁽⁷⁾	3	7
3/22/1991	A	L	4	12
3/23/1991	A	L	10	11
3/24/1991	A	W	5	3
3/28/1991	H	W ⁽⁷⁾	7	5
4/4/1991	H	W	10	1
4/25/1991	H	W	7	6
3/26/1992	A	L	6	8
4/8/1992	H	W	5	3
4/21/1992	H	W	10	9
4/6/1993	H	W	17	3
4/7/1993	A	W	9	8
4/21/1993	H	W ⁽¹¹⁾	8	7
5/12/1993	A	L	5	8
3/16/1994	H	L	4	7
4/6/1994	A	W	7	2
4/13/1994	A	L ⁽¹⁷⁾	4	5
4/20/1994	H	L	3	4
3/28/1995	A	L	2	4
4/4/1995	H	W	7	2
4/12/1995	H	W	11	1
4/26/1995	A	W	18	6
4/3/1996	A	W	4	2
4/10/1996	H	W	11	0
4/17/1996	H	W	8	0
4/23/1996	A	W	7	5
4/2/1997	H	L	3	11
4/9/1997	A	W	15	1
4/16/1997	H	W	12	9
4/23/1997	A	L	16	38
4/1/1998	A	W	6	4
4/14/1999	A	W	8	7
4/21/1999	H	W	5	4
4/12/2000	H	L	3	6
4/19/2000	A	L ⁽¹²⁾	8	9
3/3/2001	H	L	8	21
3/4/2001	A	W	7	4

4/18/2001	A	L	3	9
4/25/2001	H	L	1	2
3/2/2002	A	W	9	7
3/3/2002	H	W ⁽¹⁰⁾	11	10
4/17/2002	H	L	6	8
4/24/2002	A	W	4	1
6/19/2002	! N6	L	4	12
6/21/2002	! N6	L	2	10
3/1/2003	H	W	8	0
3/2/2003	A	L	4	6
4/2/2003	A	W	4	2
4/9/2003	H	W	4	2
3/6/2004	A	L	2	5
3/7/2004	H	L ⁽¹⁰⁾	7	8
4/7/2004	H	W	9	4
4/14/2004	A	W	13	5
3/12/2005	H	L	3	6
3/13/2005	A	L	5	6
4/13/2005	H	W	12	2
4/20/2005	A	W	7	5
3/4/2006	A	L	2	6
3/5/2006	H	W	6	4
4/5/2006	A	W	3	2
4/12/2006	H	W	10	5

Virginia

Overall:	100-36
at Clemson:	51-8
at Kingsmore Stadium:	39-6
at Virginia:	39-22
at Neutral:	10-30
ACC Regular-Season Games:	90-30
ACC Tournament Games:	10-6
One-Run Games:	12-11
Extra-Inning Games:	4-1
Under Jack Leggett:	29-16
Longest CU Win Streak:	31 ⁽¹⁹⁸⁵⁻⁹⁶⁾
Longest UVA Win Streak:	6 ⁽²⁰⁰⁵⁻⁰⁶⁾
Biggest CU Win:	26-4 ⁽¹⁹⁷⁷⁾
Biggest UVA Win:	19-1 ⁽¹⁹⁸⁵⁾

Date	Site	W-L	CU	Op
4/7/1955	* H	W	3	2
4/8/1955	* A	W	11	8
3/30/1956	* A	L	3	7
3/31/1956	* A	L	6	9
3/29/1957	* H	L	2	6
5/11/1957	* A	L	3	8
4/4/1958	* H	W	10	1
4/14/1958	* A	W	10	4
3/27/1959	* H	W	13	1
4/15/1959	* A	L	3	4
4/8/1960	* H	W	15	5
4/19/1960	* A	W	6	2
4/1/1961	* H	W	23	9
4/22/1961	* A	W	10	6
4/16/1962 ⁽¹⁾	* A	W ⁽⁷⁾	11	2
4/16/1962 ⁽²⁾	* A	L	5	7
4/12/1963	* A	L	4	5
4/13/1963	* A	W	10	4
3/27/1964	* H	W	9	1
3/28/1964	* H	L	9	11
4/20/1965 ⁽¹⁾	* A	W	5	2
4/20/1965 ⁽²⁾	* A	L	0	1
4/11/1966	* H	W	8	4
4/12/1966	* H	W	18	3
5/10/1967	* A	W	7	2
5/11/1967	* A	W	2	0
3/29/1968	* H	W	6	4
4/11/1969 ⁽¹⁾	* H	W ⁽⁷⁾	12	5
4/11/1969 ⁽²⁾	* H	W ⁽⁷⁾	9	3
5/16/1969	* A	L	0	2
4/19/1970 ⁽¹⁾	* A	W ⁽⁷⁾	5	3
4/19/1970 ⁽²⁾	* A	L ⁽⁷⁾	1	5
5/10/1970	* H	W	6	2

5/6/1971	* H	L	5	16
5/7/1971	* H	W	5	2
5/6/1972 ⁽¹⁾	* A	L ⁽⁷⁾	3	4
5/6/1972 ⁽²⁾	* A	L ⁽⁷⁾	2	5
5/7/1972	* A	L	2	5
4/6/1973	* H	L ⁽¹⁰⁾	4	6
4/15/1973	* A	W	11	3
4/21/1973	+ N1	W	3	1
4/19/1974 ⁽¹⁾	* H	W ⁽¹⁶⁾	3	2
4/19/1974 ⁽²⁾	* H	L ⁽⁷⁾	1	2
4/26/1974	+ N2	L	2	3
4/27/1974	+ N2	W	9	6
4/4/1975	* H	W	4	2
4/18/1975	* A	W	6	3
4/16/1976	* H	W	9	0
4/17/1976	* H	W	9	0
4/16/1977	* A	W	8	3
4/17/1977	* A	W	26	4
3/16/1978	* H	W	14	4
3/17/1978	* H	W	4	3
4/25/1979	* A	W	10	4
4/17/1980	* H	W	3	1
4/18/1980	* H	W	6	5
4/18/1981	* A	W	11	7
4/19/1981	* A	W	11	5
4/17/1982	* H	W	9	1
4/18/1982	* H	W	18	6
4/23/1982	+ N1	L	4	6
4/14/1983	* A	W	8	1
4/20/1983	+ N1	W	12	5
3/15/1984	* H	W	6	2
3/16/1984	* H	W	7	2
4/19/1984	+ N3	W	7	6
3/28/1985	* A	L	1	19
4/20/1985	+ N4	W	10	8
3/12/1986	* H	W	15	4
3/13/1987	* H	W	6	4
3/14/1987	* H	W	9	2
4/13/1987	* A	W	11	4
3/12/1988	* H	W	9	6
5/2/1988	* A	W	8	3
5/3/1988	* A	W	6	0
3/11/1989	* H	W	10	4
3/12/1989	* H	W	8	2
4/14/1989	* A	W	8	0
4/20/1990	* A	W	12	6
4/21/1990	* A	W	19	3
4/22/1990	* A	W	8	0
5/13/1990	+ N5	W	7	3
3/15/1991	* H	W	5	2
3/16/1991	* H	W	15	1
3/17/1991	* H	W	12	8
5/14/1991	+ N5	W ⁽¹¹⁾	7	4
3/20/1992	* A	W	8	6
3/21/1992	* A	W	5	3
3/22/1992	* A	W	8	2
5/9/1992	+ N5	W ⁽¹⁰⁾	3	2
3/12/1993	* H	W	15	1
4/1/1994	* A	W	3	2
4/2/1994	* A	W	11	6
4/3/1994	* A	W	11	4
4/7/1995	* H	W	5	4
4/8/1995	* H	W	9	0
4/9/1995	* H	W	5	2
3/29/1996	* A	W	8	1
3/30/1996	* A	L	2	3
3/31/1996	* A	W	9	3
5/17/1996	+ N3	L	2	4
3/14/1997	* H	W	3	2
3/15/1997	* H	W	6	1
3/16/1997	* H	W	7	3
4/3/1998	* A	W	9	7
4/4/1998	* A	L	6	7
4/5/1998	* A	W	15	6
5/1/1999 ⁽¹⁾	* H	L	3	9
5/1/1999 ⁽²⁾	* H	W ⁽¹¹⁾	5	4
5/2/1999	* H	W	12	5
5/13/2000 ⁽¹⁾	* A	W	9	7
5/13/2000 ⁽²⁾	* A	L	0	11
5/14/2000	* A	W	20	9

5/17/2000	+ N6	W	9	5
5/20/2000	+ N6	W	12	5
5/12/2001 ⁽¹⁾	* H	W	8	1
5/12/2001 ⁽²⁾	* H	W	17	1
5/13/2001	* H	W	5	4
5/16/2001	+ N6	L	3	7
5/11/2002	* A	W	15	4
5/12/2002	* A	W	15	2
5/13/2002	* A	W	5	3
4/4/2003	* H	W	9	4
4/5/2003	* H	L	1	4
4/6/2003	* H	W	9	2
4/9/2004	* A	L	1	5
4/10/2004 ⁽¹⁾	* A	L	3	4
4/10/2004 ⁽²⁾	* A	L	1	3
4/15/2005	* H	W	13	4
4/16/2005	* H	W	3	2
4/17/2005	* H	L	2	9
5/25/2005	+ N7	L	1	8
5/28/2005	+ N7	L	4	5
3/17/2006	* A	L	1	2
3/18/2006	* A	L	2	10
3/19/2006	* A	L	4	7

* - ACC regular-season game; + - ACC Tournament; N1 - Chapel Hill, NC; N2 - Raleigh, NC; N3 - Durham, NC; N4 - Atlanta, GA; N5 - Greenville, SC; N6 - Fort Mill, SC; N7 - Jacksonville, FL

Virginia Tech

Overall:	24-19-2			
at Clemson:	15-7-1			
at Kingsmore Stadium:	9-2			
at Virginia Tech:	4-11-1			
at Neutral:	5-1			
ACC Regular-Season Games: ..	5-5			
One-Run Games:	5-5			
Extra-Inning Games:	1-0-1			
Under Jack Leggett :	8-1			
Longest CU Win Streak: ..	5 ⁽²⁰⁰⁵⁻⁰⁶⁾			
Longest VAT Win Streak: ..	4 ⁽¹⁹¹⁶⁻²⁵⁾			
Biggest CU Win:	11-0 ⁽¹⁹⁶⁶⁾			
Biggest VAT Win:	20-6 ⁽¹⁹⁸⁵⁾			
Date	Site	W-L	CU	Op
4/5/1902	N1	W ⁽⁷⁾	9	0
4/13/1916	H	W	11	1
4/14/1916	H	L	3	4
5/1/1916	A	L	7	10
4/25/1923	H	L	4	12
5/8/1925	H	L	1	4
3/22/1948	H	T ⁽¹⁰⁾	8	8
5/26/1950	N2	W	1	0
5/22/1954	^ H	L	10	11
5/24/1954	^ A	L	1	7
3/21/1966	H	W	11	0
3/22/1966	H	W	9	6
5/16/1967 ⁽¹⁾	A	W ⁽⁷⁾	6	1
5/16/1967 ⁽²⁾	A	L ⁽⁷⁾	2	4
3/22/1968	H	L ⁽⁶⁾	2	6
3/23/1968	H	W	2	1
3/21/1969	H	W	5	4
3/22/1969	H	W ⁽⁷⁾	5	4
5/14/1969	A	L	2	3
5/15/1969	A	L	1	8
3/18/1970	N3	W ⁽⁸⁾	5	4
3/19/1970	N3	W ⁽⁷⁾	6	3
5/13/1970	A	L	5	14
5/14/1970	A	L	0	1
5/15/1971	A	W ⁽⁷⁾	6	4
3/17/1972	N3	W	6	4
3/18/1972	N3	L	3	4
5/7/1979	A	L	8	12
5/3/1980	H	L	2	4
5/4/1980	H	W	8	0
3/17/1984	H	L	3	7
3/18/1984	H	W	6	2
3/19/1984	H	W	8	0
3/15/1985	A	T ⁽⁸⁾	4	4
3/16/1985	A	L	7	14

Game Results vs. 2007 Opponents



Lou Santangelo went 3-for-3 with three runs scored in Clemson's 13-6 victory over Wake Forest on March 26, 2004. He is one of many reasons the Tigers have won the last 16 meetings with the Demon Deacons.

4/3/1971	* H W 2 1	3/11/1990	* H W 11 8
5/14/1971	* A W 9 1	3/9/1991 ⁽¹⁾	* A L ⁽⁷⁾ 10 11
4/8/1972 ⁽¹⁾	* H W ⁽⁷⁾ 2 0	3/9/1991 ⁽²⁾	* A W ⁽⁷⁾ 13 7
4/8/1972 ⁽²⁾	* H W ⁽⁷⁾ 4 3	3/10/1991	* A W 11 5
5/5/1972	* A L 8 9	5/12/1991	+ N8 W 7 2
3/27/1973	* A W 7 0	3/7/1992 ⁽¹⁾	* H W ⁽⁷⁾ 7 2
4/9/1973	* H W 5 3	3/7/1992 ⁽²⁾	* H W ⁽⁸⁾ 2 1
4/20/1973	+ N4 W 10 3	3/8/1992	* H W 7 5
4/6/1974	* A W 7 0	3/6/1993 ⁽¹⁾	* A L ⁽⁷⁾ 1 3
4/20/1974	* H W 12 3	3/6/1993 ⁽²⁾	* A W ⁽⁷⁾ 4 1
4/19/1975	* A W 7 2	3/7/1993	* A W 8 5
4/20/1975	* A W 6 1	3/4/1994	* H W 5 4
4/26/1975	+ N4 W 15 1	3/5/1994	* H W 5 4
3/31/1976 ⁽¹⁾	* N5 W 7 5	3/6/1994	* H W 8 6
3/31/1976 ⁽²⁾	* N5 W 4 2	3/17/1995	* A W 10 7
4/23/1976	+ H W 2 0	3/18/1995	* A W 4 3
3/19/1977	* A W 11 6	3/19/1995	* A W 10 5
3/20/1977	* A W 13 12	4/5/1996	* H W 9 1
4/23/1977	+ H L 4 5	4/6/1996	* H W 6 0
4/24/1977	+ H L 9 22	4/7/1996	* H L 7 8
3/12/1978	* H W 8 1	3/28/1997	* A L 2 11
3/13/1978	* H W 11 3	3/29/1997	* A W 10 9
4/24/1978	+ H W 7 2	3/30/1997	* A W 18 7
4/8/1979	* A W ⁽¹⁶⁾ 8 6	5/14/1997	+ N9 W 8 6
4/9/1979	* A W 13 7	3/27/1998	* H W 10 2
3/14/1980	* H W ⁽¹⁰⁾ 5 4	3/28/1998	* H W 6 5
4/11/1980	* A L 4 5	3/29/1998	* H L 2 8
4/22/1980	+ N6 W 4 0	3/26/1999	* A L 1 5
3/20/1981	* A L 6 7	3/27/1999	* A L 6 11
4/5/1981	* H W ⁽¹¹⁾ 6 5	3/28/1999	* A L 2 10
4/24/1981	+ N4 W ⁽¹⁰⁾ 6 5	5/20/1999	+ N7 L 3 6
3/14/1982	* H W 13 1	5/22/1999	+ N7 L 5 9
3/26/1983	* H W 8 4	4/15/2000 ⁽¹⁾	* H W ⁽¹²⁾ 6 5
4/16/1983	* A L 2 7	4/15/2000 ⁽²⁾	* H W 5 4
4/6/1984	* A W 13 1	4/16/2000	* H L 4 6
4/14/1984	* H W 9 3	3/23/2001	* A W ⁽¹²⁾ 4 1
3/23/1985	* A W 10 9	3/24/2001	* A L 3 12
3/24/1985	* A W 7 4	3/25/2001	* A W 9 1
3/29/1986	* H W 7 1	4/26/2002	* H L 2 4
3/30/1986	* H W 22 2	4/27/2002	* H W 5 3
5/14/1986	+ N7 W ⁽¹⁴⁾ 6 5	4/28/2002	* H W 4 0
4/10/1987	* A W 12 6	5/25/2002	+ N9 W 8 6
4/11/1987	* A W 13 11	5/15/2003	* A W 6 2
4/16/1987	* H W 13 3	5/16/2003	* A W 14 3
5/13/1987	+ N8 W 11 4	5/17/2003	* A W 4 3
4/10/1988	* A W 8 7	3/26/2004	* H W 13 6
4/16/1988	* H W 11 7	3/27/2004	* H W 7 4
4/17/1988	* H W 8 5	3/28/2004	* H W 6 5
3/19/1989	* A W 11 0	5/13/2005	* A W 4 1
3/20/1989	* A W 6 2	5/14/2005	* A W ⁽¹¹⁾ 17 14
4/9/1989	* H W 6 3	5/15/2005	* A W 6 5
3/9/1990	* H W 10 4	5/18/2006	* H W 26 1
3/10/1990	* H L 1 3	5/19/2006	* H W 6 0

5/20/2006 * H W 7 3
5/24/2006 + N10 W⁽⁷⁾ 13 1
* - ACC regular-season game; ^ - ACC Playoffs; + - ACC Tournament; % - not counted in ACC standings; N1 - Greensboro, NC; N2 - Thomasville, NC; N3 - Belmont, NC; N4 - Chapel Hill, NC; N5 - Columbia, SC; N6 - Raleigh, NC; N7 - Durham, NC; N8 - Greenville, SC; N9 - Saint Petersburg, FL; N10 - Jacksonville, FL

Western Carolina

Overall: 48-10
at Clemson: 35-2
at Kingsmore Stadium: 35-2
at Western Carolina: 12-8
at Neutral: 1-0
One-Run Games: 7-2
Extra-Inning Games: 3-2
Under Jack Leggett: 22-5
Longest CU Win Streak: .. 12⁽¹⁹⁸⁵⁻⁹⁰⁾
Longest WCU Win Streak: .. 2⁽¹⁹⁹⁸⁻⁹⁹⁾
Biggest CU Win: 14-2^(1989,90)
Biggest WCU Win: .. 10-3⁽¹⁹⁸²⁾, 9-2⁽¹⁹⁸⁴⁾

Date	Site	W-L	CU	Op
3/13/1974	H	L ⁽¹⁰⁾	3	4
4/1/1975	H	W	8	0
4/3/1978	H	W	12	3
3/8/1979	H	W	8	3
4/1/1979	A	W	13	3
2/28/1980	H	W	10	2
4/10/1980	A	W	14	8
4/6/1981	H	W ⁽¹⁰⁾	7	6
3/5/1982	H	W	5	0
3/29/1982	A	L	3	10
4/5/1983	H	W ⁽⁸⁾	8	3
4/29/1983	A	L	7	13
4/5/1984	H	W	5	3
4/12/1984	A	L	2	9
4/23/1985	A	W	9	2
4/4/1986	A	W	8	0
4/17/1986	H	W	13	7
2/25/1987	H	W	8	1
3/1/1988	H	W	8	4
4/4/1988	H	W	20	11
4/14/1988	A	W	12	4
2/28/1989	H	W	9	8
3/14/1989	H	W	7	6
4/6/1989	A	W	14	2
4/10/1989	H	W	12	4
2/28/1990	H	W	14	2
3/31/1991	A	L	7	9
4/3/1991	H	W	13	3
2/19/1992	H	W	6	0
4/13/1993	A	W	12	2
4/15/1993	H	W	8	1
2/12/1994 ⁽¹⁾	H	W	3	1
2/12/1994 ⁽²⁾	H	W	4	1
2/13/1994	H	W ⁽¹³⁾	6	5
3/14/1995	A	W	5	2
3/29/1995	H	W	5	4
3/5/1996	H	W	4	2
3/28/1996	A	W	13	3
4/9/1996	H	W	10	4
3/25/1997	A	L	4	9
3/26/1997	H	W	14	9
3/17/1998	H	W	5	1
3/19/1998	A	L	7	10
4/6/1999	A	L ⁽¹⁰⁾	8	9
4/7/1999	H	W	16	11
5/4/1999	H	W ⁽¹⁰⁾	11	10
4/4/2000	H	W	11	7
4/26/2000	N1	W	13	4
4/24/2001	H	W	8	2
4/16/2002	H	W	13	9
5/15/2002	A	W	12	4
3/25/2003	A	L	5	9
4/1/2003	H	W	5	3

4/21/2004	H	W	8	7
4/12/2005	A	W	7	4
4/19/2005	H	W	10	1
4/4/2006	H	L	6	8
4/11/2006	A	W	8	3

N1 - Asheville, NC

Winthrop

Overall: 16-4
at Clemson: 12-3
at Kingsmore Stadium: 12-3
at Winthrop: 3-1
at Neutral: 1-0
NCAA Tournament Games: 1-0
One-Run Games: 3-1
Extra-Inning Games: 1-0
Under Jack Leggett: 5-3
Longest CU Win Streak: .. 11⁽¹⁹⁸³⁻⁹⁹⁾
Longest WIN Win Streak: .. 2⁽²⁰⁰⁵⁻⁰⁶⁾
Biggest CU Win: 17-1⁽¹⁹⁹³⁾
Biggest WIN Win: 8-2⁽²⁰⁰⁵⁾

Date	Site	W-L	CU	Op
3/14/1981	A	W	9	5
4/2/1981	H	W	6	4
3/28/1982	A	L	6	7
2/24/1983	H	W	11	2
4/15/1984	A	W	6	0
4/7/1985	H	W	13	5
3/9/1986	H	W	9	4
4/8/1991	H	W ⁽⁹⁾	5	0
3/3/1992	H	W	1	0
4/2/1992	N1	W ⁽¹¹⁾	12	11
2/24/1993	H	W	11	6
5/2/1993	A	W	17	1
5/27/1995	\$	H	W	9 5
5/7/1999	H	W	14	2
4/4/2001	H	L	4	8
4/3/2002	H	W	6	4
3/4/2003	H	W	5	4
4/13/2004	H	W	9	5
3/9/2005	H	L	2	8
4/18/2006	H	L	3	6

\$ - NCAA Regional; N1 - Fort Mill, SC

Wofford

Overall: 72-23-1
at Clemson: 36-8
at Kingsmore Stadium: 6-0
at Wofford: 34-14
at Neutral: 2-1-1
One-Run Games: 10-9
Extra-Inning Games: 1-2
Under Jack Leggett: 7-0
Longest CU Win Streak: .. 21⁽¹⁹³⁷⁻⁴⁸⁾
Longest WOF Win Streak: .. 3^(1898-00,08-09,19-21)
Biggest CU Win: 24-8⁽¹⁹⁴¹⁾
Biggest WOF Win: 13-2⁽¹⁹²⁵⁾

Date	Site	W-L	CU	Op
5/7/1898	A	L	4	13
4/1/1899	A	L	5	6
4/27/1900	H	L	0	6
4/26/1901	H	W	7	5
5/3/1901	A	W	8	5
5/13/1902	H	W	6	3
5/1/1903	A	W	10	4
5/11/1903	H	W	11	1
4/12/1904	H	L	3	5
4/27/1904	A	L ⁽¹⁰⁾	2	4
5/3/1905	A	W	10	4
5/20/1905	N1	T	3	3
4/25/1906	A	W	9	2
5/11/1906	H	W	19	5
5/12/1906	N1	W	7	1
4/25/1907	A	W	10	1
4/14/1908	H	L	4	6
4/30/1908	A	L	2	4
4/22/1909	A	L	2	3
5/4/1909	H	W	6	2
4/14/1910 ⁽¹⁾	A	W	8	1

4/14/1910 ⁽²⁾	A	W	5	4
4/26/1911	A	W	8	5
5/5/1911	H	W	6	0
5/6/1911	H	L	2	3
4/24/1912	A	L ⁽¹⁰⁾	2	3
4/25/1912	A	W	4	2
4/30/1913	A	W	14	5
5/1/1913	A	W	9	0
4/15/1914	H	W	6	5
5/6/1914	A	L	6	7
5/7/1914	A	W	7	6
4/14/1915	A	W	7	4
4/15/1915	A	W	12	1
4/4/1916	H	W	6	0
4/18/1916	A	W	7	0
4/24/1916	N1	L	2	3
4/6/1917	H	W	2	1
5/17/1917	A	W	1	0
5/18/1917	A	W	7	5
4/10/1918	H	W ⁽¹¹⁾	4	3
5/16/1918	A	W	3	0
5/6/1919	H	L	7	10
5/4/1920	H	L	0	5
5/6/1921	A	L	4	7
4/12/1922	N1	W	4	1
5/2/1922	H	W	7	1
4/19/1924	A	L	0	7
4/28/1924	H	L	7	12
4/6/1925	H	W	5	4
4/7/1925	H	W	4	2
4/18/1925	A	L	2	13
4/3/1926	A	L	5	6
4/26/1926	H	W	12	0
5/13/1927	H	W	7	4
4/3/1929	A	L	1	2
4/29/1929	H	W	3	2
4/4/1930	A	W	8	5
4/11/1930	H	W	11	5
5/1/1934	H	W	5	0
5/3/1934	A	W	9	6
4/15/1935	A	W	12	3
4/25/1935	H	W	5	1
4/10/1937	A	L	2	3
4/24/1937	H	W	9	4
3/31/1938	A	W	9	5
5/9/1938	H	W	6	1
4/18/1939	A	W	2	0
4/20/1939	H	W	10	7
4/1/1940	H	W	13	7
4/29/1940	A	W	7	2
4/22/1941	H	W	10	1
4/26/1941	A	W	24	8
4/30/1942	H	W	10	3
5/2/1942	A	W	13	5
3/31/1945	H	W	14	7
4/4/1945	A	W	15	14
4/30/1945	H	W	9	2
5/9/1945	A	W	4	2
4/30/1946	A	W	9	2
5/7/1946	H	W	8	0
4/7/1947	H	W	4	3
5/3/1947	A	W	11	5
4/30/1948	A	W	8	1
5/7/1948	H	W	16	10
4/18/1949	H	L	18	20
5/4/1949	A	L	1	3
4/21/1976	A	W	10	4
4/19/1977	A	W ⁽⁶⁾	2	0
3/24/1999	H	W	12	4
3/27/2001	H	W	6	0
5/8/2002	H	W	9	2
3/24/2003	H	W	21	7
3/10/2004	A	W	6	0
4/27/2005	H	W	7	1
4/26/2006	H	W	10	1


N1 - Anderson, SC
Note: **Bold** denotes a Clemson home game.

Josh Cribb, RHP

2006 Second-Team All-American

2006 First-Team All-ACC

2006 All-ACC Academic Team



2006 Season Notes

Clemson Made 11th Trip to CWS

Clemson made its 11th trip to the College World Series in 2006, including its fifth appearance in the last 12 seasons (all under Head Coach Jack Leggett). Clemson also made it to Omaha in 2002, 2000, 1996, and 1995.

Clemson in the College World Series

Year	Games	W-L	Scores	Head Coach
1958	3	1-2	10-23	Bill Wilhelm
1959	3	1-2	9-11	Bill Wilhelm
1976	3	1-2	17-17	Bill Wilhelm
1977	3	1-2	20-15	Bill Wilhelm
1980	2	0-2	9-19	Bill Wilhelm
1991	2	0-2	15-20	Bill Wilhelm
1995	2	0-2	4-11	Jack Leggett
1996	4	2-2	30-39	Jack Leggett
2000	3	1-2	18-21	Jack Leggett
2002	4	2-2	26-39	Jack Leggett
2006	3	1-2	14-13	Jack Leggett
Total	32	10-22	172-228	11 appearances

Tigers Earned 20th Straight NCAA Appearance

Clemson had a 53-16 overall record in 2006, earning its 20th straight NCAA Tournament appearance. The streak is third-longest in NCAA history.

Clemson advanced to the College World Series for the 11th time in school history after capturing the Clemson Regional and Super Regional titles. It was the Tigers' sixth super regional appearance in the eight years of its existence as well.

Tigers Played in Sixth Super Regional

Clemson made its sixth super regional appearance in the eighth year of the super regional format in 2006. Only two teams (Miami (FL), Florida State) have played in more. The Tigers played in the College Station (TX) Super Regional in 1999, falling in game three. In 2000 and 2002, Clemson won its own super regional to advance to Omaha. In 2001, the Tigers lost both games at Miami (FL), while in 2005, Baylor defeated the Tigers twice in three games. In 2006, Clemson downed Oral Roberts twice in two games at Doug Kingsmore Stadium.

Most Super Regional Appearances

Rk	Team	SR	CWS
1.	Miami (FL)	8	6
2.	Florida State	7	2
3.	Clemson	6	3
	Cal State Fullerton	6	5
	Louisiana State	6	3
	Rice	6	4
	South Carolina	6	3
	Stanford	6	5
9.	Georgia Tech	5	2
	Southern California	5	2
	Texas	5	3

Polls

Clemson was ranked #5 in all three final polls. It was the first time the Tigers were in the top five of all three polls since 2002 (#3 in all three polls).

The Tigers' #1 ranking by **Baseball America** on February 6, which Clemson held on to for a total of four weeks, was their first since May 13, 2002, when Clemson was ranked #1 in all three major polls. It was the earliest #1 ranking for the Clemson program in history, as the earliest #1 ranking prior to that was on March 20, 2000, when **Collegiate Baseball** had the Tigers #1. The Tigers have been ranked #1 for 19 weeks by at least one of the major polls in Head Coach Jack Leggett's 13 seasons at Clemson.

ACC Regular-Season Champions

Clemson captured the ACC regular-season title for both the entire ACC and Atlantic Division with a 24-6 league mark in 2006. The Tigers won 24 of their last 27 ACC games after getting swept at Virginia to open their conference season. It was Clemson's first ACC regular-season title since 1995 and was the 21st in the 53rd year of the ACC.

The Tigers won their final 13 ACC regular-season games after having an 11-6 mark at one point. Clemson also finished its home league schedule with a perfect 15-0 record. And since it won the last three home ACC games of 2005 (against Miami (FL)), Clemson has won 18 home league games in a row.

Tigers Won Regular-Season and Tourney Titles

Clemson won both the ACC regular-season and ACC Tournament titles in 2006. It marked the sixth time in school history that Clemson won both league titles in the same year, and the first time since 1994, Jack Leggett's first year as head coach.

Three Clemson teams in history have won the ACC regular-season title, won the tournament, and then gone on to the College World Series. That was the 1976, 1991, and 2006 teams. Leggett's first Tiger team won the ACC regular-season title with a 20-4 record, then won the ACC Tourney with a 4-1 record. But, Clemson was 2-2 in the NCAA Tourney and did not move on to the College World Series.

Clemson's Double ACC Champions

Year	ACC RS	ACC Tourney	NCAA
1976	10-2	3-0	CWS
1978	10-2	3-0	Regional
1981	10-4	5-1	Regional
1991	18-3	5-0	CWS
1994	20-4	4-1	Regional
2006	24-6	4-1	CWS

Clemson Set Home Attendance Record

For the third year in a row, Clemson set the school record for average home attendance. The Tigers drew 184,946 fans for their 39 home dates in 2006, an average of 4,742 per date. That mark broke the previous record of 4,049, set in 2005.



Marquies Smith was one of six Tigers named to the All-ACC Tournament team, as the Tigers captured the 2006 tourney title.

Clemson Set School Record for Top-25 Wins

Clemson had a 26-9 record against top-25 ranked teams in the 2006 season. The 74.3-percent winning mark was a school record for winning percentage against top-25 opponents. That 74.3 winning percentage was far ahead of the 67.9 winning percentage of the 2005 team that posted a 19-9 mark.

The 2006 team also set the school record for top-25 wins in a season. The 1994 team, Jack Leggett's first as head coach at Clemson, had a 19-12 record against ranked teams, his 2002 team was 19-13 against top-25 foes, and the 2005 team was 19-9.

Leggett Named ACC Coach-of-the-Year

Head Coach Jack Leggett was named 2006 ACC Coach-of-the-Year. The Tiger mentor led Clemson to a 53-16 record, including a league-best 24-6 ACC record, #1 national seed in the NCAA Tournament, and a trip to the College World Series.

It was the third time Leggett won the award, as he also was presented the award in 1994 and 1995, his first two seasons as the program's head coach.

Leggett took the Tigers to the ACC Championship in the regular season and the tournament. It marked just the third time in the last 25 years that a Clemson team won both titles in the same year. He also reached the 600-win mark as head coach at Clemson with a 3-2 win over #7 Georgia Tech in the ACC Tournament on May 25.

50-Win Season

For the first time since 2002, Clemson reached the 50-win mark in 2006. It was the 11th time in school history and sixth time in 13 seasons under Head Coach Jack Leggett that Clemson reached the 50-win plateau. Each of the last five times the Tigers won 50 games, they made it to Omaha.

Clemson's 50-Win Seasons

Year	W-L	Win %	NCAA W-L	Final Rankings BA-CB-SW
1987	54-14-1	.790	3-2	10-10-NP
1988	54-14	.794	2-2	15-21-NP
1989	50-20	.714	3-2	14-14-NP
1991	60-10	.857	4-2	4-8-NP
1992	50-14	.781	1-2	7-10-NP
1994	57-18	.760	2-2	4-9-9
1995	54-14	.794	4-2	8-8-8
1996	51-17	.750	6-2	5-4-4
2000	51-18	.739	6-2	7-6-5
2002	54-17	.761	7-3	3-3-3
2006	53-16	.768	6-2	5-5-5

17-Game Winning Streak

Clemson had a 17-game winning streak between April 22 and May 25. The streak began with a 4-1 victory at Boston College in the second game of a doubleheader. The final victory was a 3-2 win over #7 Georgia Tech in the ACC Tourney, a game Clemson won with a walkoff single by Ben Hall. The streak ended on May 27 when the Yellow Jackets beat Clemson 8-7 in 10 innings.

The 17-game winning streak tied for the fourth-longest in Clemson history and was the longest since a 25-game winning streak in 1995. The 17-game streak was also the longest in Tiger history at that late stage of the season. None of the other four winning streaks finished after April 23.



Jason Berken, a sixth-round selection by the Baltimore Orioles, was one of a record 10 Tigers taken in the 2006 Major League Draft.

Tigers Won Their Last 16 Home Games

Clemson ended the 2006 season with the nation's longest home winning streak at 16 games. After suffering a 5-4 loss against Furman at Doug Kingsmore Stadium on April 19, Clemson won its last 16 games at home to close out the 2006 season. Ironically, Oral Roberts had the second-longest home winning streak (14) to end the season. If the Golden Eagles had defeated the Tigers in either one of the close super regional games, it would have ended Clemson's home winning streak and given them the nation's longest streak to end the season. Nine of the 16 games were against top-25 teams.

Starters Compared Well With 1996 Group

Pitching was certainly an important reason the Tigers made it to the College World Series in 2006. The staff overall had a 3.26 ERA, the sixth-best figure in the nation.

Clemson's three weekend starters (Stephen Faris, Josh Cribb, and Jason Berken) were outstanding and consistent all season. In fact, they may have been the best group of weekend starters since the 1996 Clemson team that featured Kris Benson, Billy Koch, and Ken Vining. That trio all went on to pitch in the Major Leagues. Benson and Koch were both top-five overall picks in the 1996 Major League Draft, and Benson is still pitching with the Baltimore Orioles.

A look to the stats showed that the 2006 trio of weekend starters compared favorably with that 1996 group in terms of winning percentage and ERA. The 2006 group was a combined 27-6 for an 81.8 winning percentage. Benson, Koch, and Vining were a combined 34-10 in 1996 for a 77.3 winning percentage. The combined ERA for Faris, Cribb, and Berken was 2.85, just behind the 2.63 combined ERA for Benson, Koch, and Vining in 1996.

The 1996 trio was more dominant in terms of strikeouts and opponents' batting average. The 1996 trio had 491 strikeouts that year, while the 2006 trio had just 244. Opponents hit just .201 against the 1996 trio, while the 2006 group allowed a .231 opponents' batting average.

Tigers Broke Fielding Percentage Record

Clemson fielded at a .972 clip in 2006, besting the previous school record of .971 set by the 2002 team. The Tigers committed just 73 errors in 2,652 chances, which included 1,845 putouts and 734 assists. Clemson had a .983 fielding percentage in 13 postseason games as well.

Record 10 Tigers Picked in MLB Draft

Ten Tigers, highlighted by Tyler Colvin's selection in the first round, were taken in the Major League Draft in June, 2006. The 10 selections set a school record for most Tigers drafted in one year. The previous mark was nine set by the 2004 club.

Clemson's 10 picks were second-most in the nation, trailing only UCLA's total of 12. Cal State Fullerton, Oklahoma, Oregon State, and San Diego State all had nine players drafted.

With the 10 selections, Jack Leggett has had a total of 60 players drafted in his 13 seasons as head coach at Clemson. Nine of those 60 players were drafted twice, meaning a Tiger has been drafted 69 times in his tenure. Thirteen more Tigers have signed free-agent contracts as well.

2006 Tiger Draftees

#	Player, Pos.	Cl.	Rd	Pick	Team
21	Tyler Colvin, OF/1B	Jr.	1	13	Cubs
18	Jason Berken, RHP	*Jr.	6	175	Orioles
48	Josh Cribb, RHP	*Gr.	8	227	Royals
46	Steve Richard, RHP	Jr.	8	231	Mariners
24	Andy D'Alessio, 1B	Jr.	10	293	Dodgers
20	Stephen Faris, RHP	Jr.	12	363	Padres
42	Drew Fiorenza, RHP	Sr.	15	441	Mariners
3	Herman Demmink, 3B	Sr.	28	847	Phillies
35	Marquez Smith, INF	Jr.	35	1,049	Cubs
29	Adrian Casanova, C	*Sr.	40	1,192	Tigers

Colvin Had a 26-Game Hitting Streak

Tyler Colvin had a 26-game hitting streak that ended against #5 North Carolina at the College World Series. During the streak, he was 50-for-115 (.435) with 27 runs scored, seven doubles, two triples, six homers, 36 RBIs, and 10 steals in leading Clemson to a 25-1 record during that span. He also hit .466 against lefties and .481 with runners in scoring position during his 26-game hitting streak.

His 26-game hitting streak was the fourth-longest in Clemson history and the longest since Khalil Greene's 34-game hitting streak in 2002.

D'Alessio Led Nation in RBIs, Second in Homers

Andy D'Alessio's 85 RBIs led the nation, as no other college player had more than 79. He also finished tied for second in the country in home runs with 23, one behind Kellen Kulbacki of James Madison, who had 24. The Tiger first-baseman easily led the ACC in both categories. No other ACC player had more than 15 home runs and 71 RBIs.

Chalk Enters 2007 on a 16-Game Hit Streak

Brad Chalk ended his sophomore season on a 16-game hitting streak and will carry that over into the 2007 season. During the streak, he is hitting .419 with a .538 on-base percentage. In the game before the streak started against College of Charleston, he went hitless, but still reached base via a walk. And since he had a 10-game hitting streak entering the game against the Cougars, he has hit safely in 26 of the last 27 games. He also has reached base safely via a hit or walk in each of the last 27 games.

Tiger Tidbits

Clemson's Record...

In All Games:	53-16
At Home:	36-5
In Road Games:	12-8
At Neutral Sites:	5-3
In All ACC Regular-Season Games:	24-6
In Home ACC Regular-Season Games:	15-0
In Road ACC Regular-Season Games:	9-6
In All Non-ACC Regular-Season Games:	19-7
In Home Non-ACC Regular-Season Games:	16-5
In Road Non-ACC Regular-Season Games:	3-2
In ACC Tournament Games:	4-1
In NCAA Tournament Games:	6-2
In February:	5-1
In March:	13-6
In April:	15-6
In May:	14-1
In June:	6-2
On Monday:	2-0
On Tuesday:	4-4
On Wednesday:	8-1
On Thursday:	2-0
On Friday:	16-1
On Saturday:	10-6
On Sunday:	11-4
After a Loss:	9-6
Against Top-25 Teams:	26-9
Against Top-10 Teams:	7-6
Against Top-5 Teams:	2-2
In Day Games:	28-11
In Night Games:	25-5
Against Lefty Starters:	23-6
Against Righty Starters:	30-10
In 1-Run Games:	8-8
In 2-Run Games:	6-2
In 3-Run Games:	8-2
When Scoring First:	39-5
When Leading at the End of 7 Innings:	45-1
When Trailing at the End of 7 Innings:	4-10
When Tied at the End of 7 Innings:	3-5
When Leading at the End of 8 Innings:	49-1
When Trailing at the End of 8 Innings:	1-14
When Tied at the End of 8 Innings:	2-1
In Extra Innings:	2-2
When Scoring 5 or More Runs:	42-5
When Allowing Less Than 5 Runs:	41-4
When Out-Hitting Opponents:	44-2
When Clemson Had 10 or More Hits:	39-5
When Clemson Hit a Home Run:	35-7
When Clemson Committed 0 or 1 Errors:	41-10

Inning-By-Inning Scoring

Team	1	2	3	4	5	6	7	8	9	Ex.
Clemson	77	61	49	70	56	45	55	47	23	2
Opponents	40	30	18	27	22	43	33	36	26	2

Tiger Multiple Hit Game Leaders

#	Player	2	3	4	5+	Total
21	Tyler Colvin	18	9	1	1	29
8	Brad Chalk	22	4	--	--	26
3	Herman Demmink	19	6	--	--	25
4	Taylor Harbin	16	8	--	--	24
24	Andy D'Alessio	17	7	--	--	24
6	Stan Widmann	15	4	--	--	19
	Clemson	146	48	2	1	197
	Opponents	100	21	2	1	124

Tiger Multiple RBI Game Leaders

#	Player	2	3	4	5+	Total
24	Andy D'Alessio	9	14	2	1	26
21	Tyler Colvin	11	3	2	1	17
35	Marquez Smith	11	1	1	1	14
5	Travis Storrer	9	4	--	--	13
4	Taylor Harbin	6	3	2	--	11
6	Stan Widmann	8	1	--	--	9
	Clemson	70	34	9	3	116
	Opponents	33	6	3	3	45



2006 Stats

#	Player	Avg	GP-GS	AB	R	H	2B	3B	HR	RBI	TB	Slg%	BB	HP	SO	GDP	OB%	SF	SH	SB-SBA
21	Tyler Colvin	.356	69-69	281	64	100	22	5	13	70	171	.609	28	3	42	3	.419	1	1	23-27
8	Brad Chalk	.353	68-68	238	67	84	9	4	0	20	101	.424	41	11	21	2	.467	1	21	18-19
4	Taylor Harbin	.319	64-64	254	54	81	20	2	9	47	132	.520	15	4	21	7	.361	4	3	13-14
24	Andy D'Alessio	.312	69-69	250	55	78	15	0	23	85	162	.648	30	0	60	0	.380	4	2	7-8
6	Stan Widmann	.307	67-67	241	39	74	12	2	1	30	93	.386	24	2	39	1	.373	1	2	15-15
3	Herman Demmink	.296	69-69	280	60	83	16	4	5	32	122	.436	34	3	32	3	.376	2	3	13-20
35	Marquez Smith	.291	66-63	223	53	65	20	1	10	48	117	.525	30	10	41	2	.396	2	2	5-5
29	Adrian Casanova	.249	69-67	205	25	51	10	1	5	34	78	.380	11	6	32	8	.305	1	9	1-2
----- Others -----																				
5	Travis Storrer	.321	52-51	165	29	53	10	1	9	45	92	.558	25	5	24	4	.417	4	4	2-2
9	D.J. Mitchell	.289	51-19	90	20	26	3	0	0	12	29	.322	9	3	16	1	.369	1	1	8-11
16	Ben Hall	.226	41-8	62	8	14	2	0	2	9	22	.355	6	1	9	1	.304	0	0	1-4
13	Alex Burg	.219	25-2	32	5	7	3	0	1	8	13	.406	2	1	7	0	.286	0	0	1-1
30	Doug Hogan	.143	28-2	28	3	4	1	0	1	6	8	.286	1	0	15	0	.167	1	1	0-0
23	Tanner Leggett	.133	14-1	15	3	2	0	0	1	1	5	.333	0	1	5	0	.188	0	0	0-0
25	Jameson Smith	.125	15-2	16	0	2	0	0	0	0	2	.125	3	0	6	1	.263	0	1	0-0
15	John Ingram	.100	14-0	10	0	1	0	0	0	0	1	.100	0	0	4	0	.100	0	0	0-1
	CLEMSON	.303	69-69	2390	485	725	143	20	80	447	1148	.480	259	50	374	33	.380	22	50	107-129
	OPPONENTS	.245	69-69	2281	277	558	85	9	39	242	778	.341	211	59	550	54	.322	24	38	45-64

LOB - Team (519), Opp (491). **DPs turned** - Team (66), Opp (43). **IBB** - Team (15), Colvin 5, D'Alessio 5, Harbin 2, Storrer 2, Hall 1, Opp (3).

#	Player	ERA	W-L	APP	GS	CG	SHO/CBO	SV	IP	H	R	*ER	BB	SO	AB	Opp Avg	WP	HBP	BK
20	Stephen Faris	2.36	9-3	18	18	1	0/2	0	103.0	77	36	27	20	86	368	.209	8	13	0
48	Josh Cribb	3.09	9-0	16	15	1	0/1	0	87.1	70	36	30	26	83	315	.222	5	6	0
18	Jason Berken	3.22	9-3	18	18	0	0/1	0	81.0	83	43	29	34	75	313	.265	8	10	0
----- Others -----																			
50	Chris Howard	0.00	0-0	2	0	0	0/0	0	2.2	1	0	0	1	1	8	.125	0	0	0
28	Chris Allen	0.00	0-0	1	0	0	0/0	0	1.0	0	0	0	0	0	3	.000	0	0	0
43	Sean Clark	2.50	2-0	11	2	0	0/1	0	36.0	28	12	10	10	30	134	.209	2	6	0
41	Daniel Moskos	2.52	5-5	33	0	0	0/3	10	53.2	44	18	15	21	54	185	.238	4	4	0
36	Stephen Clyne	2.59	1-1	16	0	0	0/1	0	24.1	17	8	7	5	26	89	.191	0	3	0
31	P.J. Zocchi	2.81	6-0	18	7	0	0/2	1	67.1	65	25	21	26	66	248	.262	10	0	4
45	Ryan Hinson	3.82	4-0	19	1	0	0/0	1	30.2	24	14	13	18	31	111	.216	3	3	0
46	Steve Richard	4.30	0-1	21	0	0	0/2	4	23.0	29	12	11	9	14	92	.315	4	1	0
47	David Kopp	4.32	6-2	20	7	0	0/2	0	58.1	59	33	28	21	46	217	.272	4	3	0
40	Alex Martin	4.42	2-0	14	0	0	0/0	0	18.1	21	10	9	8	8	75	.280	2	3	0
42	Drew Fiorenza	6.60	0-0	12	0	0	0/1	1	15.0	18	11	11	5	15	60	.300	1	5	0
22	Matt Vaughn	10.12	0-1	13	1	0	0/2	0	13.1	22	19	15	7	15	63	.349	2	2	1
	CLEMSON	3.26	53-16	69	69	2	6/6	17	615.0	558	277	223	211	550	2281	.245	53	59	5
	OPPONENTS	6.62	16-53	69	69	2	1/0	6	589.0	725	485	433	259	374	2390	.303	56	50	17

PB - Team (9), Casanova 8, Burg 1, Opp (11). **Pickoffs** - Team (8), Zocchi 3, Casanova 2, Berken 1, Cribb 1, Martin 1, Opp (14). **IBB** - Team (3), Hinson 1, Howard 1, Zocchi 1, Opp (15);

* - Clemson had three team unearned runs. Note: **Bold** denotes returning player.

#	Player	GP-GS	C	PO	A	E	FLD%	DP
30	Doug Hogan	28-2	67	60	7	0	1.000	1
20	Stephen Faris	18-18	27	6	21	0	1.000	2
16	Ben Hall	41-8	27	18	9	0	1.000	5
47	David Kopp	20-7	23	6	17	0	1.000	3
48	Josh Cribb	16-15	18	3	15	0	1.000	0
13	Alex Burg	25-2	11	11	0	0	1.000	1
15	John Ingram	14-0	11	10	1	0	1.000	1
41	Daniel Moskos	33-0	11	2	9	0	1.000	1
43	Sean Clark	11-2	6	2	4	0	1.000	1
36	Stephen Clyne	16-0	3	0	3	0	1.000	0
45	Ryan Hinson	19-1	3	0	3	0	1.000	0
40	Alex Martin	14-0	3	0	3	0	1.000	0
42	Drew Fiorenza	12-0	2	1	1	0	1.000	0
22	Matt Vaughn	13-1	1	0	1	0	1.000	0
24	Andy D'Alessio	69-69	666	642	21	3	.995	54
29	Adrian Casanova	69-67	526	470	47	9	.983	1
4	Taylor Harbin	64-64	329	115	208	6	.982	41
21	Tyler Colvin	69-69	106	101	3	2	.981	2
5	Travis Storrer	52-51	77	69	6	2	.974	1
9	D.J. Mitchell	51-19	66	63	1	2	.970	1
8	Brad Chalk	68-68	126	118	4	4	.968	1
23	Tanner Leggett	14-1	22	7	14	1	.955	3
35	Marquez Smith	66-63	102	21	76	5	.951	8
31	P.J. Zocchi	18-7	15	3	11	1	.933	0
6	Stan Widmann	67-67	307	98	186	23	.925	47
18	Jason Berken	18-18	20	6	11	3	.850	1
3	Herman Demmink	69-69	73	11	51	11	.849	2
46	Steve Richard	21-0	4	2	1	1	.750	1
	CLEMSON	69-69	2652	1845	734	73	.972	66
	OPPONENTS	69-69	2555	1767	709	79	.969	43



Brad Chalk hit .353 with a .467 on-base percentage thanks to 41 walks and 11 hit-by-pitches against only 21 strikeouts in 2006.

2006 Results

C

53-16 Overall, 24-6 ACC Regular Season, 4-1 ACC Tournament, 6-2 NCAA Tournament, 36-5 Home, 12-8 Away, 5-3 Neutral, 28-11 Day, 25-5 Night, 8-8 One-Run Games, 2-2 Extra Innings, 26-9 vs. Top-25 Teams

Date	Opponent (Rank)	W-L	Score	Site	CU Rank	CU Pitcher	Opp. Pitcher	Time	CU R-H-E	Opp. R-H-E	Attendance
2-17	James Madison ⁽¹⁾	W	8-1	H	1-5-3	• Berken (1-0)	• Miller (0-1)	2:21	8-11-0	1-4-0	-----
2-17	James Madison ⁽²⁾	W	3-0	^H	1-5-3	• Faris (1-0)	• Nesbitt (0-1)	1:59	3-7-0	0-1-1	5,617
2-19	James Madison	W	6-1	H	1-5-3	• Cribb (1-0)	• Reid (0-1)	2:53	6-8-1	1-5-2	3,183
2-24	Mercer	W	5-1	H	1-2-3	• Berken (2-0)	• New (2-1)	2:45	5-7-0	1-7-0	4,702
2-26	Mercer ⁽¹⁾	L	2-3	H	1-2-3	Moskos (0-1)	• Barrett (2-0)	2:35	2-4-2	3-11-0	-----
2-26	Mercer ⁽²⁾	W	9-4	H	1-2-3	• Cribb (2-0)	• Abercrombie (3-1)	2:03	9-14-1	4-6-1	5,569
3-3	College of Charleston	W	6-0	A	1-1-3	• Zocchi (1-0)	• Godfrey (2-2)	2:21	6-10-1	0-6-2	3,122
3-4	South Carolina (9-15-12)	L	2-6	A	1-1-3	• Berken (2-1)	Cruse (2-0)	2:23	2-8-1	6-7-1	5,861
3-5	South Carolina (9-15-12)	W	6-4	H	1-1-3	Cribb (3-0)	Lambert (2-1)	2:30	6-10-2	4-7-1	5,617
3-8	William & Mary	W	10-5	H	2-3-3	Clyne (1-0)	Sosonko (0-1)	2:38	10-10-3	5-7-3	3,859
3-10	Kansas (25-NR-NR)	W	7-2	H	2-3-3	• Cribb (4-0)	• S. Land (4-2)	2:29	7-12-0	2-5-1	4,525
3-11	Kansas (25-NR-NR)	L	5-6	H	2-3-3	Clyne (1-1)	D. Czyz (2-0)	2:42	5-7-3	6-11-1	5,261
3-12	Kansas (25-NR-NR)	W	4-3	H	2-3-3	Moskos (1-1)	Marks (1-1)	2:35	4-11-0	3-4-0	4,694
3-15	Gardner-Webb	W	10-5	H	2-4-3	• Kopp (1-0)	• Campbell (1-2)	2:24	10-17-0	5-6-1	3,570
3-17	* Virginia	L	1-2	A	2-4-3	Moskos (1-2)	Lambert (1-1)	2:31	1-4-1	2-8-1	1,304
3-18	* Virginia	L	2-10	A	2-4-3	• Berken (2-2)	• Thompson (5-0)	2:46	2-7-4	10-15-1	1,869
3-19	* Virginia	L	4-7	A	2-4-3	Moskos (1-3)	Lambert (2-1)	2:44	4-6-1	7-14-1	1,879
3-21	Elon	W	5-3	^H	10-13-11	Hinson (1-0)	• Hensley (0-3)	2:32	5-13-1	3-8-0	2,908
3-22	Elon	W	7-4	H	10-13-11	Martin (1-0)	Lewter (0-1)	2:33	7-3-0	4-6-5	3,136
3-24	* N.C. State (20-20-12)	W	9-5	^H	10-13-11	• Cribb (5-0)	• McConnell (4-3)	2:41	9-12-1	5-9-0	3,951
3-25	* N.C. State (20-20-12)	W	4-2	^H	10-13-11	• Berken (3-2)	• Surkamp (2-1)	2:32	4-7-3	2-6-0	3,914
3-26	* N.C. State (20-20-12)	W	6-2	H	10-13-11	• Faris (2-0)	• Brackman (0-2)	2:24	6-10-0	2-6-2	4,782
3-28	Georgia (22-19-21)	L ⁽¹⁰⁾	11-12	^A	9-9-9	Moskos (1-4)	Fields (2-0)	3:13	11-15-4	12-17-0	1,811
3-29	Georgia (22-19-21)	W	10-7	^H	9-9-9	• Zocchi (2-0)	• Moreau (3-1)	2:51	10-13-0	7-12-2	5,426
3-31	* Miami (FL) (25-11-13)	W	8-6	^A	9-9-9	Martin (2-0)	• C. Gutierrez (7-2)	2:53	8-10-1	6-8-1	2,312
4-1	* Miami (FL) (25-11-13)	W	6-2	^A	9-9-9	• Berken (4-2)	• Miguelez (5-2)	2:45	6-10-4	2-6-2	2,304
4-2	* Miami (FL) (25-11-13)	W	14-1	A	9-9-9	• Faris (3-0)	• Maine (5-1)	2:22	14-15-1	1-6-1	1,927
4-4	Western Carolina	L	6-8	^H	7-8-7	• Vaughn (0-1)	McCullen (4-1)	2:46	6-10-3	8-11-2	3,773
4-5	South Carolina (2-1-2)	W	3-2	^A	7-8-7	Moskos (2-4)	Lalor (0-1)	2:41	3-10-2	2-8-0	5,782
4-7	* Maryland	W	3-1	^H	7-8-7	• CRIBB (6-0)	• Baron (1-3)	1:59	3-9-0	1-6-0	5,209
4-8	* Maryland	W ⁽¹¹⁾	3-2	H	7-8-7	Moskos (3-4)	Cecil (4-3)	3:17	3-12-0	2-10-0	5,617
4-9	* Maryland	W	15-7	H	7-8-7	• Faris (4-0)	• Tidball (3-5)	2:49	15-15-2	7-10-3	5,150
4-11	Western Carolina	W	8-3	^A	5-7-6	• Zocchi (3-0)	• Johnson (2-1)	2:33	8-10-2	3-6-1	2,823
4-12	South Carolina (7-9-7)	W	10-5	^H	5-7-6	• Kopp (2-0)	• Cruse (3-1)	2:35	10-12-0	5-12-0	5,617
4-14	* Georgia Tech (14-11-10)	W	7-6	^A	5-7-6	Hinson (2-0)	Turner (3-2)	2:34	7-10-0	6-9-0	2,642
4-15	* Georgia Tech (14-11-10)	L	3-12	A	5-7-6	• Berken (4-3)	Ladd (3-2)	2:49	3-7-1	12-11-3	3,192
4-16	* Georgia Tech (14-11-10)	L	4-22	A	5-7-6	• Faris (4-1)	• Duncan (4-1)	2:44	4-11-5	22-21-0	2,087
4-18	Winthrop (23-NR-NR)	L	3-6	^H	6-9-9	• Kopp (2-1)	• Wilson (9-2)	2:39	3-8-1	6-10-3	4,095
4-19	Furman	L	4-5	^H	6-9-9	Richard (0-1)	Arnett (2-5)	2:43	4-9-0	5-10-1	3,929
4-21	* Boston College	W	6-3	A	6-9-9	• Cribb (7-0)	• Houston (2-5)	2:42	6-10-2	3-10-1	340
4-22	* Boston College ⁽¹⁾	L	2-3	A	6-9-9	• Faris (4-2)	• Doyle (3-4)	2:14	2-4-0	3-6-3	-----
4-22	* Boston College ⁽²⁾	W	4-1	A	6-9-9	• Berken (5-3)	• Jeanes (1-4)	2:30	4-11-0	1-6-0	862
4-26	Wofford	W	10-1	^H	9-12-11	• Faris (5-2)	• Austin (0-3)	2:02	10-13-0	1-6-0	2,944
4-28	* Virginia Tech	W	11-2	^H	9-12-11	• Cribb (8-0)	• Fryman (3-6)	2:16	11-14-0	2-7-2	5,187
4-29	* Virginia Tech	W	11-4	^H	9-12-11	• Berken (6-3)	• Frederickson (0-3)	2:40	11-9-1	4-10-0	4,993
4-30	* Virginia Tech	W	7-3	H	9-12-11	• Kopp (3-1)	• Cross (3-7)	2:34	7-10-0	3-9-0	4,341
5-8	* Duke ⁽¹⁾	W	7-4	A	7-9-7	Zocchi (4-0)	Wolcott (1-3)	2:29	7-11-1	4-5-0	-----
5-8	* Duke ⁽²⁾	W	14-0	A	7-9-7	• Faris (6-2)	• J. Perry (0-5)	2:17	14-21-0	0-3-2	270
5-9	* Duke	W	8-2	A	7-9-7	• Berken (7-3)	• Gallagher (1-5)	2:17	8-11-1	2-6-1	327
5-12	* Florida State (17-15-13)	W	9-1	^H	7-9-7	• Faris (7-2)	• Chambliss (10-4)	2:19	9-18-1	1-3-1	5,338
5-13	* Florida State (17-15-13)	W ⁽¹⁰⁾	4-3	H	7-9-7	Hinson (3-0)	Tucker (0-1)	2:32	4-9-1	3-8-2	5,470
5-14	* Florida State (17-15-13)	W	11-2	H	7-9-7	• Berken (8-3)	• Sauls (1-1)	2:25	11-13-3	2-7-1	4,582
5-16	College of Charleston (21-NR-NR)	W	1-0	^H	4-5-3	• Zocchi (5-0)	• Beliveau (4-3)	2:14	1-4-3	0-5-0	4,259
5-18	* Wake Forest (NR-22-NR)	W	26-1	^H	4-5-3	• Faris (8-2)	• Kledzik (5-4)	2:36	26-25-0	1-7-2	4,501
5-19	* Wake Forest (NR-22-NR)	W	6-0	^H	4-5-3	• Cribb (9-0)	• Niesen (3-1)	2:07	6-11-0	0-6-1	5,617
5-20	* Wake Forest (NR-22-NR)	W	7-3	H	4-5-3	• Berken (9-3)	• Keadle (5-3)	2:13	7-9-1	3-7-0	5,525
5-24	+ Wake Forest	W ⁽⁷⁾	13-1	^N1	3-3-2	• Zocchi (6-0)	• Niesen (3-2)	2:11	13-13-0	1-6-3	16,444
5-25	+ Georgia Tech (11-16-7)	W	3-2	^N1	3-3-2	Moskos (4-4)	Wieters (1-2)	2:16	3-9-0	2-6-0	17,236
5-27	+ Georgia Tech ⁽¹⁾ (11-16-7)	L ⁽¹⁰⁾	7-8	N1	3-3-2	Moskos (4-5)	Goodman (2-0)	3:44	7-15-0	8-14-2	-----
5-27	+ Georgia Tech ⁽²⁾ (11-16-7)	W	16-11	^N1	3-3-2	Kopp (4-1)	Hutts (0-1)	2:58	16-14-1	11-14-2	22,119
5-28	+ N.C. State (NR-NR-25)	W	8-4	N1	3-3-2	• Clark (1-0)	• Surkamp (2-3)	2:46	8-10-0	4-7-3	4,172
6-2	\$ North Carolina-Asheville ^N	W	3-0	^H	3-3-2	Clark (2-0)	• NIGRO (5-11)	1:54	3-6-1	0-3-0	5,617
6-3	\$ Elon	W	13-3	^H	3-3-2	• Faris (9-2)	• Hensley (6-4)	2:28	13-15-0	3-6-3	5,617
6-4	* Mississippi State	W	8-6	^H	3-3-2	Kopp (5-1)	Crosswhite (0-3)	3:08	8-11-1	6-7-2	5,617
6-9	† Oral Roberts (19-14-NR)	W	11-8	H	3-3-2	Moskos (5-5)	Jarrett (7-2)	3:20	11-12-2	8-12-1	5,617
6-10	† Oral Roberts (19-14-NR)	W	6-5	H	3-3-2	Kopp (6-1)	Crichton (5-1)	3:28	6-8-2	5-10-0	5,617
6-16	! Georgia Tech (7-7-4)	W	8-4	N2	3-3-2	Hinson (4-0)	Turner (4-4)	2:44	8-9-0	4-8-1	16,045
6-18	! North Carolina (5-5-9)	L	0-2	^N2	3-3-2	• FARIS (9-3)	• WOODARD (7-1)	2:15	0-3-1	2-7-2	21,329
6-20	! Cal State Fullerton (2-2-3)	L	6-7	N2	3-3-2	Kopp (6-2)	Jorgenson (2-0)	4:05	6-13-0	7-15-1	26,241

* - ACC regular-season game; +, N1 - ACC Tournament at Jacksonville, FL; \$ - NCAA Regional at Clemson, SC; † - NCAA Super Regional at Clemson, SC; !, N2 - College World Series at Omaha, NE; ^ - due to inclement weather, game was completed on Jun. 3; ^ - night game; • - decision came in a starting role; Note: Pitchers in ALL CAPS denotes a complete game; **bold** denotes a Clemson home game; rankings by **Baseball America**, **Collegiate Baseball**, **Sports Weekly**; official home attendance (39 dates): 184,946 (4,742 per date).

2007 CLEMSON BASEBALL



2006 ACC Regular-Season Stats

#	Player	Avg	GP-GS	AB	R	H	2B	3B	HR	RBI	TB	Slg%	BB	HP	SO	GDP	OB%	SF	SH	SB-SBA
8	Brad Chalk	.358	30-30	106	35	38	2	2	0	8	44	.415	14	5	12	1	.456	0	9	11-11
21	Tyler Colvin	.358	30-30	123	28	44	10	3	6	33	78	.634	13	1	18	1	.420	1	0	11-11
4	Taylor Harbin	.328	30-30	122	22	40	6	0	3	20	55	.451	6	2	10	5	.366	1	1	5-5
24	Andy D'Alessio	.327	30-30	107	25	35	5	0	13	39	79	.738	11	0	25	0	.387	1	1	5-5
5	Travis Storrer	.318	28-27	88	19	28	7	1	5	26	52	.591	14	2	14	2	.415	2	1	0-0
35	Marquez Smith	.315	28-26	92	26	29	9	0	4	20	50	.543	10	3	20	0	.400	0	1	1-1
6	Stan Widmann	.310	28-28	100	17	31	7	0	0	16	38	.380	9	2	15	0	.378	0	0	8-8
29	Adrian Casanova	.308	30-30	91	10	28	7	0	2	19	41	.451	5	2	13	3	.354	1	3	1-2
3	Herman Demmink	.252	30-30	127	19	32	7	3	0	8	45	.354	9	1	18	1	.304	1	1	2-7
----- Others -----																				
9	D.J. Mitchell	.333	23-3	27	8	9	0	0	0	4	9	.333	2	2	6	0	.406	1	0	1-3
16	Ben Hall	.242	19-5	33	5	8	1	0	1	5	12	.364	5	0	4	0	.342	0	0	0-2
13	Alex Burg	.222	12-0	18	3	4	1	0	1	6	8	.444	1	0	4	0	.263	0	0	0-0
30	Doug Hogan	.167	13-0	12	2	2	1	0	1	4	6	.500	1	0	7	0	.231	0	0	0-0
23	Tanner Leggett	.167	8-1	12	3	2	0	0	1	1	5	.417	0	1	3	0	.231	0	0	0-0
15	John Ingram	.167	6-0	6	0	1	0	0	0	0	1	.167	0	0	3	0	.167	0	0	0-1
25	Jameson Smith	.000	5-0	5	0	0	0	0	0	0	0	.000	0	0	2	1	.000	0	0	0-0
CLEMSON		.310	30-30	1069	222	331	63	9	37	209	523	.489	100	21	174	14	.377	8	17	45-56
OPPONENTS		.249	30-30	985	119	245	35	5	11	106	323	.328	95	33	234	28	.331	13	20	24-33

LOB - Team (216), Opp (225). **DPs turned** - Team (29), Opp (19). **IBB** - Team (8), Colvin 3, D'Alessio 2, Storrer 2, Hall 1, Opp (1).

#	Player	ERA	W-L	APP	GS	CG	SHO/CBO	SV	IP	H	R	*ER	BB	SO	AB	Opp Avg	WP	HBP	BK
18	Jason Berken	2.60	7-2	10	10	0	0/0	0	55.1	52	24	16	24	47	207	.251	6	6	0
20	Stephen Faris	2.98	6-2	9	9	0	0/1	0	45.1	38	20	15	9	31	163	.233	3	8	0
48	Josh Cribb	3.15	5-0	10	10	1	0/1	0	60.0	51	26	21	17	61	216	.236	3	6	0
----- Others -----																			
47	David Kopp	1.23	1-0	7	1	0	0/1	0	22.0	16	3	3	9	20	72	.222	0	1	0
41	Daniel Moskos	2.55	1-2	14	0	0	0/1	6	17.2	17	6	5	10	15	65	.262	0	2	0
46	Steve Richard	3.38	0-0	11	0	0	0/1	1	13.1	16	6	5	5	5	53	.302	0	1	0
45	Ryan Hinson	3.95	2-0	9	0	0	0/0	1	13.2	8	6	6	5	13	48	.167	1	1	0
31	P.J. Zocchi	4.05	1-0	4	0	0	0/0	0	6.2	10	6	3	3	10	28	.357	1	0	1
40	Alex Martin	4.35	1-0	8	0	0	0/0	0	10.1	8	6	5	7	5	38	.211	1	3	0
36	Stephen Clyne	4.63	0-0	8	0	0	0/1	0	11.2	10	6	6	4	14	45	.222	0	1	0
42	Drew Fiorenza	4.91	0-0	7	0	0	0/1	0	7.1	8	4	4	1	7	29	.276	0	3	0
22	Matt Vaughn	13.50	0-0	5	0	0	0/1	0	2.2	7	4	4	0	3	14	.500	0	1	0
43	Sean Clark	13.50	0-0	2	0	0	0/0	0	1.1	4	2	2	1	3	7	.571	1	0	0
CLEMSON		3.13	24-6	30	30	1	2/2	8	267.1	245	119	93	95	234	985	.249	16	33	1
OPPONENTS		7.30	6-24	30	30	0	0/0	1	259.0	331	222	210	100	174	1069	.310	22	21	8

PB - Team (4), Casanova 4, Opp (5). **Pickoffs** - Team (4), Berken 1, Casanova 1, Cribb 1, Martin 1, Opp (8). **IBB** - Team (1), Hinson 1, Opp (8); * - Clemson had two team unearned runs.
Note: **Bold** denotes returning player.

Career Stats of 2007 Players

#	Player	Avg	GP-GS	AB	R	H	2B	3B	HR	RBI	TB	Slg%	BB	HP	SO	GDP	OB%	SF	SH	SB-SBA
8	Brad Chalk	.352	132-122	438	113	154	16	4	0	31	178	.406	75	17	40	4	.463	1	36	23-28
4	Taylor Harbin	.331	130-130	528	118	175	48	6	19	110	292	.553	27	5	46	11	.365	7	11	17-21
24	Andy D'Alessio	.306	194-180	640	120	196	39	1	42	167	363	.567	94	2	168	9	.393	7	9	10-14
6	Stan Widmann	.298	133-133	473	75	141	19	3	5	55	181	.383	41	3	93	11	.354	6	9	22-23
35	Marquez Smith	.291	66-63	223	53	65	20	1	10	48	117	.525	30	10	41	2	.396	2	2	5-5
9	D.J. Mitchell	.289	51-19	90	20	26	3	0	0	12	29	.322	9	3	16	1	.369	1	1	8-11
13	Alex Burg	.219	25-2	32	5	7	3	0	1	8	13	.406	2	1	7	0	.286	0	0	1-1
30	Doug Hogan	.130	46-3	46	3	6	1	0	1	7	10	.217	1	1	20	1	.163	1	1	0-0
#	Player	ERA	W-L	APP	GS	CG	SHO/CBO	SV	IP	H	R	*ER	BB	SO	AB	Opp Avg	WP	HBP	BK	
36	Stephen Clyne	3.06	3-1	35	0	0	0/2	2	53.0	46	21	18	16	56	199	.231	0	6	1	
31	P.J. Zocchi	3.14	7-0	25	10	0	0/3	1	80.1	78	32	28	34	76	339	.263	14	1	4	
41	Daniel Moskos	3.20	7-7	54	0	0	0/4	10	70.1	68	30	25	34	69	256	.266	6	6	2	
45	Ryan Hinson	3.82	4-0	19	1	0	0/0	1	30.2	24	14	13	18	31	111	.216	3	3	0	
40	Alex Martin	4.42	2-0	14	0	0	0/0	0	18.1	21	10	9	8	8	75	.280	2	3	0	
47	David Kopp	4.48	10-5	42	14	0	0/3	1	128.2	125	76	64	47	92	480	.260	8	6	1	
17	Chris Fidrych	4.50	0-0	10	0	0	0/0	0	14.0	13	7	7	6	13	53	.245	0	2	0	
22	Matt Vaughn	10.12	0-1	13	1	0	0/2	0	13.1	22	19	15	7	15	63	.349	2	2	1	

Note: Only includes stats of players while at Clemson.

2006 Postseason Stats

C

ACC Tournament

#	Player	Avg	GP-GS	AB	R	H	2B	3B	HR	RBI	TB	Slg%	BB	HP	SO	GDP	OB%	SF	SH	SB-SBA
8	Brad Chalk	.474	5-5	19	8	9	2	1	0	5	13	.684	5	3	1	0	.630	0	0	3-3
9	D.J. Mitchell	.421	5-5	19	5	8	1	0	0	5	9	.474	3	0	2	0	.500	0	0	2-3
21	Tyler Colvin	.417	5-5	24	3	10	1	0	0	5	11	.458	2	0	4	1	.462	0	0	3-3
4	Taylor Harbin	.381	5-5	21	6	8	4	1	1	4	17	.810	4	0	1	1	.480	0	0	1-1
35	Marquez Smith	.286	5-5	21	4	6	1	0	0	5	7	.333	5	0	3	0	.423	0	0	1-1
6	Stan Widmann	.286	5-5	21	6	6	0	1	0	3	8	.381	1	0	3	0	.304	1	1	2-2
24	Andy D'Alessio	.238	5-5	21	4	5	1	0	0	4	6	.286	3	0	7	0	.333	0	0	0-0
3	Herman Demmink	.227	5-5	22	7	5	1	1	1	5	11	.500	3	1	3	0	.333	1	0	1-1
29	Adrian Casanova	.150	5-5	20	4	3	0	1	0	4	5	.250	0	2	4	1	.227	0	1	0-0
----- Others -----																				
16	Ben Hall	.500	5-0	2	0	1	0	0	0	1	1	.500	0	0	0	0	.500	0	0	0-0
13	Alex Burg	----	2-0	0	0	0	0	0	0	0	0	----	0	0	0	0	----	0	0	0-0
30	Doug Hogan	----	1-0	0	0	0	0	0	0	0	0	----	0	0	0	0	----	0	0	0-0
	CLEMSON	.321	5-5	190	47	61	11	5	2	41	88	.463	26	6	28	3	.415	2	2	13-14
	OPPONENTS	.273	5-5	172	26	47	7	0	7	25	75	.436	13	5	40	2	.340	1	1	0-0

LOB - Team (51), Opp (37). DPs turned - Team (2), Opp (3). IBB - Team (2), Harbin 2.

#	Player	ERA	W-L	APP	GS	CG	SHO/CBO	SV	IP	H	R	*ER	BB	SO	AB	Opp Avg	WP	HBP	BK
43	Sean Clark	1.12	1-0	1	1	0	0/0	0	8.0	4	1	1	1	5	28	.143	0	1	0
20	Stephen Faris	1.29	0-0	1	1	0	0/0	0	7.0	3	1	1	2	8	24	.125	1	1	0
31	P.J. Zocchi	1.42	1-0	2	1	0	0/0	1	6.1	4	1	1	1	4	22	.182	0	0	0
18	Jason Berken	4.26	0-0	1	1	0	0/0	0	6.1	8	4	3	1	6	26	.308	0	0	0
----- Others -----																			
36	Stephen Clyne	0.00	0-0	1	0	0	0/0	0	2.1	2	0	0	1	1	9	.222	0	0	0
46	Steve Richard	0.00	0-0	1	0	0	0/0	0	1.0	2	0	0	0	2	5	.400	0	0	0
48	Josh Cribb	7.36	0-0	1	1	0	0/0	0	3.2	4	3	3	2	4	15	.267	0	0	0
41	Daniel Moskos	9.00	1-1	2	0	0	0/0	0	4.0	8	4	4	1	4	18	.444	1	1	0
45	Ryan Hinson	18.00	0-0	1	0	0	0/0	0	1.0	3	2	2	3	0	6	.500	0	0	0
47	David Kopp	23.62	1-0	1	0	0	0/0	0	2.2	6	7	7	1	4	14	.429	0	0	0
42	Drew Fiorenza	40.50	0-0	1	0	0	0/0	0	0.2	3	3	3	0	2	5	.600	0	2	0
	CLEMSON	5.23	4-1	5	5	0	0/0	1	43.0	47	26	25	13	40	172	.273	2	5	0
	OPPONENTS	8.02	1-4	5	5	0	0/0	0	42.2	61	47	38	26	28	190	.321	3	6	2

PB - Team (0), Opp (2). Pickoffs - Team (1), Zocchi 1, Opp (1). IBB - Team (0), Opp (2); * - Clemson had no team unearned runs. Note: **Bold** denotes returning player.

NCAA Tournament

#	Player	Avg	GP-GS	AB	R	H	2B	3B	HR	RBI	TB	Slg%	BB	HP	SO	GDP	OB%	SF	SH	SB-SBA
6	Stan Widmann	.387	8-8	31	2	12	3	0	1	6	18	.581	2	0	2	0	.424	0	0	1-1
8	Brad Chalk	.367	8-8	30	5	11	1	0	0	1	12	.400	5	0	3	0	.457	0	3	1-2
4	Taylor Harbin	.346	8-8	26	9	9	2	0	4	12	23	.885	4	2	6	0	.455	1	1	5-5
21	Tyler Colvin	.324	8-8	34	10	11	1	0	1	7	15	.441	2	0	4	0	.361	0	0	2-3
3	Herman Demmink	.313	8-8	32	9	10	1	0	2	5	17	.531	5	0	2	0	.405	0	0	1-2
24	Andy D'Alessio	.280	8-8	25	5	7	2	0	3	10	18	.720	8	0	7	0	.441	1	0	1-1
9	D.J. Mitchell	.231	8-8	26	4	6	1	0	0	3	7	.269	3	1	5	0	.333	0	0	3-3
35	Marquez Smith	.226	8-8	31	7	7	3	1	0	3	12	.387	5	1	6	1	.351	0	0	2-2
29	Adrian Casanova	.111	8-8	27	4	3	1	0	0	2	4	.148	2	0	4	1	.172	0	0	0-0
----- Others -----																				
16	Ben Hall	.250	4-0	4	0	1	0	0	0	1	1	.250	0	0	1	0	.250	0	0	1-1
13	Alex Burg	.000	1-0	1	0	0	0	0	0	0	0	.000	0	0	0	0	.000	0	0	0-0
30	Doug Hogan	.000	1-0	1	0	0	0	0	0	0	0	.000	0	0	0	0	.000	0	0	0-0
	CLEMSON	.287	8-8	268	55	77	15	1	11	51	127	.474	36	4	40	2	.377	2	4	17-20
	OPPONENTS	.253	8-8	269	35	68	7	0	6	32	93	.346	22	10	57	6	.329	3	5	3-4

LOB - Team (54), Opp (61). DPs turned - Team (7), Opp (4). IBB - Team (3), D'Alessio 2, Colvin 1, Opp (1).

#	Player	ERA	W-L	APP	GS	CG	SHO/CBO	SV	IP	H	R	*ER	BB	SO	AB	Opp Avg	WP	HBP	BK
31	P.J. Zocchi	2.45	0-0	2	0	0	0/0	0	11.0	13	3	3	3	8	43	.302	2	0	0
43	Sean Clark	2.55	1-0	3	1	0	0/1	0	17.2	13	5	5	5	15	66	.197	0	5	0
20	Stephen Faris	2.89	1-1	3	3	1	0/0	0	18.2	18	9	6	4	15	73	.247	2	1	0
----- Others -----																			
46	Steve Richard	0.00	0-0	1	0	0	0/0	0	1.0	1	0	0	0	2	4	.250	0	0	0
47	David Kopp	3.18	2-1	4	0	0	0/0	0	5.2	4	2	2	2	1	17	.235	0	0	0
41	Daniel Moskos	3.86	1-0	4	0	0	0/0	1	7.0	7	3	3	0	9	25	.280	1	1	0
48	Josh Cribb	7.20	0-0	1	1	0	0/0	0	5.0	6	4	4	3	4	21	.286	2	0	0
45	Ryan Hinson	7.71	1-0	3	0	0	0/0	0	2.1	1	2	2	2	1	6	.167	0	2	0
18	Jason Berken	16.88	0-0	3	3	0	0/1	0	2.2	5	7	5	3	2	14	.357	1	1	0
	CLEMSON	3.80	6-2	8	8	1	1/1	1	71.0	68	35	30	22	57	269	.253	8	10	0
	OPPONENTS	6.32	2-6	8	8	2	1/0	1	68.1	77	55	48	36	40	268	.287	3	4	3

PB - Team (0), Opp (1). Pickoffs - Team (0), Opp (3). IBB - Team (1), Zocchi 1, Opp (3); * - Clemson had no team unearned runs. Note: **Bold** denotes returning player.

2007 CLEMSON BASEBALL



2006 Superlatives

Team	
At-Bats:	50 vs. Wake Forest, 5/18
Runs:	26 vs. Wake Forest, 5/18
Runs in Inning:	10 vs. Georgia Tech, 5/27 ⁽²⁾ (9th)
Hits:	25 vs. Wake Forest, 5/18
Batting Average:	.500 vs. Wake Forest, 5/18
RBI's:	26 vs. Wake Forest, 5/18
Doubles:	7 vs. Mercer, 2/26 ⁽²⁾
Tripled's:	2 vs. N.C. State, 3/25
	2 vs. Duke, 5/8 ⁽¹⁾
	2 vs. Wake Forest, 5/24
Home Runs:	7 vs. Wake Forest, 5/18
Extra Base Hits:	12 vs. Wake Forest, 5/18
Total Bases:	51 vs. Wake Forest, 5/18
Slugging Percentage:	1.020 vs. Wake Forest, 5/18
Walks By CU Hitters:	10 vs. James Madison, 2/19
Runners Left on Base:	17 vs. Georgia Tech*, 5/27 ⁽¹⁾
Sacrifice Bunts:	4 vs. Boston College, 4/21
Sacrifice Flies:	2 vs. Mercer, 2/26 ⁽²⁾
	2 vs. Mississippi State, 6/4
Hit-By-Pitch:	3 vs. Miami (FL), 3/31
	3 vs. Wake Forest, 5/18
Stolen Bases:	5 vs. Elon, 3/21
	5 vs. N.C. State, 3/26
	5 vs. Maryland, 4/9
	5 vs. Georgia Tech*, 5/27 ⁽¹⁾
	5 vs. Mississippi State, 6/4
Stolen Base Attempts:	6 vs. Elon, 3/21
	6 vs. Maryland, 4/9
	6 vs. Virginia Tech, 4/30
Putouts:	33 vs. Maryland*, 4/8
Assists:	16 vs. Miami (FL), 3/31
	16 vs. Florida State*, 5/13
Double Plays Turned:	3 vs. Mercer, 2/24
	3 vs. South Carolina, 3/5
	3 vs. Virginia, 3/19
	3 vs. Duke, 5/9
Errors:	5 vs. Georgia Tech, 4/16
Victory Margin:	+25 vs. Wake Forest, 5/18
Longest Game:	4:05 vs. Cal State Fullerton, 6/20
Shortest Game:	1:54 vs. North Carolina-Asheville, 6/2
Innings Pitched:	11.0 vs. Maryland*, 4/8
Strikeouts By CU Pitchers:	15 vs. Kansas, 3/11

Individual	
At-Bats:	7 by Tyler Colvin vs. Wake Forest, 5/18
Runs:	3 by many (9), many times (22)
Hits:	5 by Tyler Colvin vs. Wake Forest, 5/18
RBI's:	8 by Tyler Colvin vs. Wake Forest, 5/18
Doubles:	3 by Marquez Smith vs. Florida State, 5/12
Tripled's:	1 by many (8), many times (20)
Home Runs:	2 by many (5), many times (12)
Extra Base Hits:	3 by Marquez Smith vs. Duke, 5/8 ⁽¹⁾
	3 by Marquez Smith vs. Florida State, 5/12
	3 by Tyler Colvin vs. Wake Forest, 5/18
	3 by Andy D'Alessio vs. Elon, 6/3
Total Bases:	12 by Tyler Colvin vs. Wake Forest, 5/18
Walks By CU Hitters:	3 by Brad Chalk vs. William & Mary, 3/8
	3 by Brad Chalk vs. N.C. State, 3/26
	3 by Marquez Smith vs. N.C. State, 3/28
Sacrifice Bunts:	2 by Brad Chalk vs. Georgia*, 3/28
	2 by Brad Chalk vs. Boston College, 4/21
Sacrifice Flies:	1 by many (11), many times (22)
Hit-By-Pitch By CU Hitters:	2 by Brad Chalk vs. Georgia Tech, 5/27 ⁽²⁾
Stolen Bases:	3 by Tyler Colvin vs. Maryland, 4/9
Stolen Base Attempts:	3 by Tyler Colvin vs. Maryland, 4/9
Putouts:	16 by Andy D'Alessio vs. South Carolina, 4/12
Assists:	8 by Taylor Harbin vs. South Carolina, 4/12
Errors:	2 by many (3), many times (7)
Innings Pitched:	9.0 by Josh Cribb vs. Maryland, 4/7
Strikeouts By CU Pitchers:	10 by Stephen Faris vs. Kansas, 3/12
	10 by Josh Cribb vs. Duke, 5/8 ⁽¹⁾

* - 10-inning game; ^ - 11-inning game; Note: **Bold** denotes a Clemson home game.

2006 Home Runs

#	Player ⁽⁹⁾	Opponent (Date)	Inn.	Outs	H	L/R
1.	Colvin ⁽²⁾	James Madison (2/17) ⁽¹⁾	5	0	1	L
2.	Colvin ⁽²⁾	James Madison (2/17) ⁽¹⁾	6	2	1	L
3.	Colvin ⁽³⁾	James Madison (2/17) ⁽²⁾	7	1	1	L
4.	M. Smith ⁽¹⁾	James Madison (2/17) ⁽²⁾	7	2	1	R
5.	Casanova ⁽¹⁾	James Madison (2/19)	6	0	1	R
6.	Colvin ⁽⁴⁾	Mercer (2/24)	5	2	1	R
7.	Storror ⁽¹⁾	College of Charleston (3/3)	4	1	2	R
8.	D'Alessio ⁽¹⁾	College of Charleston (3/3)	6	0	1	R
9.	D'Alessio ⁽²⁾	William & Mary (3/8)	8	0	3	L
10.	Hall ⁽¹⁾	Kansas (3/11)	7	1	1	R
11.	Demmink ⁽¹⁾	Gardner-Webb (3/15)	1	0	1	L
12.	M. Smith ⁽²⁾	Gardner-Webb (3/15)	5	0	1	R
13.	Colvin ⁽⁵⁾	* Virginia (3/19)	3	1	2	L
14.	D'Alessio ⁽³⁾	Elon (3/21)	3	2	3	R
15.	D'Alessio ⁽⁴⁾	Elon (3/22)	7	1	2	L
16.	D'Alessio ⁽⁵⁾	* N.C. State (3/24)	1	1	4	R
17.	D'Alessio ⁽⁶⁾	Georgia (3/28)	2	0	2	R
18.	M. Smith ⁽³⁾	Georgia (3/28)	4	0	2	R
19.	Colvin ⁽⁶⁾	Georgia (3/28)	7	2	3	L
20.	D'Alessio ⁽⁷⁾	Georgia (3/28)	7	2	1	L
21.	Demmink ⁽²⁾	Georgia (3/29)	2	0	1	R
22.	Casanova ⁽²⁾	* Miami (FL) (3/31)	4	1	2	R
23.	Harbin ⁽¹⁾	* Miami (FL) (3/31)	4	2	2	R
24.	D'Alessio ⁽⁸⁾	* Miami (FL) (4/1)	4	1	1	L
25.	D'Alessio ⁽⁹⁾	* Miami (FL) (4/1)	8	1	2	L
26.	Casanova ⁽³⁾	* Miami (FL) (4/2)	1	1	3	R
27.	Storror ⁽²⁾	Western Carolina (4/4)	4	1	1	R
28.	D'Alessio ⁽¹⁰⁾	* Maryland (4/9)	3	2	4	L
29.	Harbin ⁽²⁾	* Maryland (4/9)	5	0	2	L
30.	Colvin ⁽⁷⁾	Western Carolina (4/11)	5	2	3	R
31.	M. Smith ⁽⁴⁾	Western Carolina (4/11)	6	0	1	R
32.	D'Alessio ⁽¹¹⁾	Western Carolina (4/11)	9	2	2	R
33.	Casanova ⁽⁴⁾	South Carolina (4/12)	4	0	1	L
34.	D'Alessio ⁽¹²⁾	* Georgia Tech (4/14)	2	1	1	R
35.	Storror ⁽³⁾	* Georgia Tech (4/16)	2	0	2	L
36.	Storror ⁽⁴⁾	* Georgia Tech (4/16)	6	2	1	L
37.	Storror ⁽⁵⁾	Furman (4/19)	3	1	3	R
38.	Harbin ⁽³⁾	Furman (4/19)	6	0	1	L
39.	Storror ⁽⁶⁾	* Boston College (4/22) ⁽¹⁾	4	2	1	R
40.	Storror ⁽⁷⁾	Wofford (4/26)	5	2	1	R
41.	M. Smith ⁽⁵⁾	Wofford (4/26)	6	0	1	R
42.	Casanova ⁽⁵⁾	Wofford (4/26)	6	1	2	R
43.	M. Smith ⁽⁶⁾	Wofford (4/26)	7	0	1	L
44.	Storror ⁽⁸⁾	* Virginia Tech (4/28)	2	2	2	L
45.	Leggett ⁽¹⁾	* Virginia Tech (4/28)	7	0	1	L
46.	M. Smith ⁽⁷⁾	* Virginia Tech (4/29)	4	1	2	L
47.	M. Smith ⁽⁸⁾	* Virginia Tech (4/29)	7	2	3	R
48.	D'Alessio ⁽¹³⁾	* Virginia Tech (4/29)	7	2	1	L
49.	Storror ⁽⁹⁾	* Virginia Tech (4/30)	1	2	1	R
50.	D'Alessio ⁽¹⁴⁾	* Duke (5/8) ⁽¹⁾	2	2	1	L
51.	M. Smith ⁽⁹⁾	* Duke (5/8) ⁽¹⁾	8	1	1	R
52.	D'Alessio ⁽¹⁵⁾	* Duke (5/8) ⁽¹⁾	8	1	1	R
53.	Colvin ⁽⁸⁾	* Duke (5/8) ⁽²⁾	1	1	2	R
54.	Colvin ⁽⁹⁾	* Duke (5/9)	1	2	1	L
55.	D'Alessio ⁽¹⁶⁾	* Duke (5/9)	2	0	2	L
56.	D'Alessio ⁽¹⁷⁾	* Duke (5/9)	3	2	1	L
57.	M. Smith ⁽¹⁰⁾	* Florida State (5/14)	4	2	3	L
58.	Harbin ⁽⁴⁾	* Florida State (5/14)	5	0	1	L
59.	D'Alessio ⁽¹⁸⁾	* Florida State (5/14)	5	0	1	L
60.	Colvin ⁽¹⁰⁾	* Wake Forest (5/18)	1	2	2	R
61.	D'Alessio ⁽¹⁹⁾	* Wake Forest (5/18)	4	1	2	R
62.	D'Alessio ⁽²⁰⁾	* Wake Forest (5/18)	5	0	1	R
63.	Colvin ⁽¹¹⁾	* Wake Forest (5/18)	6	0	2	L
64.	Hall ⁽²⁾	* Wake Forest (5/18)	7	0	1	R
65.	Burg ⁽¹⁾	* Wake Forest (5/18)	7	1	3	R
66.	Hogan ⁽¹⁾	* Wake Forest (5/18)	7	1	2	R
67.	Colvin ⁽¹²⁾	* Wake Forest (5/19)	7	2	3	R
68.	Harbin ⁽⁵⁾	+ Georgia Tech (5/27) ⁽²⁾	8	1	1	L
69.	Demmink ⁽³⁾	+ Georgia Tech (5/27) ⁽²⁾	9	2	2	R
70.	Widmann ⁽¹⁾	\$ North Carolina-Asheville (6/2) ^N	2	1	2	L
71.	Harbin ⁽⁶⁾	\$ Elon (6/3)	1	1	3	R
72.	D'Alessio ⁽²¹⁾	\$ Elon (6/3)	1	1	1	R
73.	Harbin ⁽⁷⁾	\$ Elon (6/3)	3	0	1	L
74.	D'Alessio ⁽²²⁾	\$ Elon (6/3)	3	0	1	L
75.	Demmink ⁽⁴⁾	\$ Mississippi State (6/4)	1	0	1	R
76.	Demmink ⁽⁴⁾	¶ Oral Roberts (6/9)	1	0	1	R
77.	Harbin ⁽⁸⁾	¶ Oral Roberts (6/9)	2	0	1	R
78.	Colvin ⁽¹³⁾	¶ Oral Roberts (6/9)	9	1	4	R
79.	Harbin ⁽⁹⁾	¶ Oral Roberts (6/10)	4	2	3	R
80.	D'Alessio ⁽²³⁾	! Georgia Tech (6/16)	8	0	3	L

* - ACC regular-season game; + - ACC Tournament at Jacksonville, FL; \$ - NCAA Regional at Clemson, SC; ¶ - NCAA Super Regional at Clemson, SC; ! - College World Series at Omaha, NE; ^ - due to inclement weather, game was completed on Jun. 3; H - 1...solo, 2...2-run, 3...3-run, 4...grand slam; Note: **Bold** denotes a Clemson home game.

2006 Game-By-Game Batting



Date	Opponent	Burg	Casanova	Chalk	Colvin	D'Alessio	Demmink	Hall	Harbin	Hogan	Mitchell	J. Smith	M. Smith	Storrier	Widmann
		AB-R-H-RBI	AB-R-H-RBI	AB-R-H-RBI	AB-R-H-RBI	AB-R-H-RBI	AB-R-H-RBI	AB-R-H-RBI	AB-R-H-RBI	AB-R-H-RBI	AB-R-H-RBI	AB-R-H-RBI	AB-R-H-RBI	AB-R-H-RBI	AB-R-H-RBI
2-17	James Madison ⁽¹⁾	1-0-0-0	*2-0-2-2	*3-1-1-1	*3-2-2-2	*3-0-0-0	*4-1-1-1	3-0-1-1	*1-0-1-1	1-0-0-0	-----	1-0-0-0	*2-3-1-0	*4-0-1-0	*3-1-1-0
2-17	James Madison ⁽²⁾	1-0-0-0	*3-0-1-0	*3-0-1-0	*3-1-1-1	*3-0-1-0	*2-1-1-0	*3-0-0-0	-----	-----	-----	-----	*3-1-1-1	*4-0-1-1	*3-0-0-0
2-19	James Madison	1-0-0-0	*2-1-1-1	*3-0-1-0	*3-0-0-0	*3-1-1-0	*4-1-3-1	1-0-0-0	-----	1-0-1-0	-----	*1-0-0-0	*3-0-0-0	*5-0-0-0	*2-3-1-0
2-24	Mercer	-----	*4-0-0-0	*3-2-2-0	*2-2-1-1	*4-0-0-0	*3-1-0-0	-----	-----	-----	-----	*3-0-1-0	*2-0-1-2	*4-0-1-2	*3-0-1-0
2-26	Mercer ⁽¹⁾	-----	*2-0-0-0	*3-0-0-0	*4-1-3-1	*4-0-0-1	*5-1-1-0	*4-0-0-0	-----	-----	0-0-0-0	1-0-0-0	*2-0-0-0	*2-0-0-0	*3-0-0-0
2-26	Mercer ⁽²⁾	*3-1-2-2	*3-0-0-0	*3-1-1-0	*5-2-2-1	*4-2-3-3	*4-2-2-0	-----	-----	0-0-0-1	1-0-1-0	1-0-1-0	*3-1-1-2	*4-0-0-0	*4-0-1-0
3- 3	College of Charleston	-----	*2-1-0-0	*5-0-2-1	*3-1-1-0	*3-1-1-1	*4-1-2-1	-----	*5-0-1-0	-----	1-0-0-0	1-0-0-0	*4-0-0-0	*5-1-3-2	*3-1-0-0
3- 4	South Carolina	-----	*3-0-0-0	*3-1-0-0	*4-0-1-2	*4-0-1-0	*5-0-1-0	1-0-0-0	*4-1-3-0	0-0-0-0	-----	1-0-0-0	*4-0-1-0	*2-0-0-0	*3-0-1-0
3- 5	South Carolina	-----	*3-0-0-1	*3-1-2-1	*3-1-0-0	*4-0-0-0	*5-0-1-0	-----	*4-2-3-0	-----	-----	-----	*3-0-1-2	*2-0-1-1	*4-2-2-0
3- 8	William & Mary	-----	*1-0-0-0	*2-2-0-0	*4-1-1-2	*5-1-3-3	*3-1-1-0	-----	*5-2-1-0	2-0-0-0	-----	-----	*2-1-1-1	*3-1-2-2	*5-1-1-0
3-10	Kansas	1-0-0-0	*3-0-0-1	*4-0-0-0	*4-0-1-0	*3-1-1-0	*4-1-2-2	1-1-1-0	*4-2-3-1	-----	0-0-0-0	1-0-0-0	*2-1-0-1	*3-0-1-1	*4-1-3-1
3-11	Kansas	-----	*2-0-0-0	*5-1-1-0	*4-1-0-0	*4-0-1-2	*3-1-1-0	1-1-1-1	*4-0-0-0	1-0-0-0	-----	-----	*3-1-1-0	*3-0-1-1	*4-0-1-0
3-12	Kansas	-----	*2-1-1-0	*2-0-1-0	*3-0-1-0	*3-1-2-0	*3-0-3-2	*3-1-1-0	*4-0-0-0	1-0-0-0	0-1-0-0	-----	1-0-0-0	*4-0-2-0	*3-0-0-0
3-15	Gardner-Webb	1-0-0-0	*2-1-2-1	*4-0-2-0	*5-0-1-1	*5-2-3-0	*3-2-2-3	0-0-0-0	*4-2-2-2	2-0-1-0	3-0-0-0	0-0-0-0	*4-1-2-2	*1-1-1-0	*4-1-1-1
3-17	* Virginia	-----	*3-0-1-0	*4-0-0-0	*4-0-1-1	*3-0-1-0	*3-1-0-0	-----	*4-0-1-0	-----	-----	-----	*4-0-0-0	*4-0-0-0	*3-0-0-0
3-18	* Virginia	-----	*2-0-0-0	*4-1-2-0	*4-1-2-0	*4-0-1-1	*4-0-0-0	1-0-0-0	*4-0-1-0	1-0-0-0	-----	1-0-0-0	*2-0-0-0	*2-0-1-1	*3-0-0-0
3-19	* Virginia	1-0-0-0	*2-0-1-2	*2-1-0-0	*4-1-2-2	*4-0-0-0	*5-0-0-0	*3-1-0-0	*4-0-0-0	-----	0-0-0-0	-----	1-0-0-0	*4-0-1-0	*3-1-2-0
3-21	Elon	-----	*4-0-0-0	*4-1-2-1	*3-1-2-1	*4-1-2-3	*4-1-2-0	-----	*4-1-1-0	-----	*3-0-1-0	-----	*4-0-1-0	-----	*4-0-2-0
3-22	Elon	*3-1-0-0	0-0-0-0	*2-1-0-0	*3-0-0-0	*4-1-1-3	*3-1-1-0	-----	*3-1-0-1	*3-1-0-1	*4-0-0-0	-----	-----	-----	*3-1-1-1
3-24	* N.C. State	-----	*4-0-0-0	*4-1-1-0	*4-1-1-1	*4-1-2-4	*4-2-2-0	-----	*3-2-2-1	-----	*4-0-1-1	-----	*3-2-1-0	-----	*4-0-2-2
3-25	* N.C. State	-----	*3-0-0-0	*4-1-1-0	*4-1-1-1	*4-0-1-0	*4-0-1-0	*1-1-1-1	*3-1-1-1	-----	*3-0-1-1	-----	-----	1-0-0-0	*2-0-0-0
3-26	* N.C. State	-----	*1-1-1-0	*2-1-0-0	*3-1-3-2	*5-0-0-0	*5-1-1-0	-----	*5-0-1-0	-----	*4-1-1-0	-----	*4-0-1-1	-----	*3-1-2-0
3-28	Georgia	-----	*5-1-2-0	*2-2-1-0	*5-2-3-3	*5-3-3-3	*6-2-2-0	-----	*4-0-1-3	0-0-0-0	2-0-0-0	-----	*5-1-1-2	*3-0-1-0	*4-0-1-0
3-29	Georgia	-----	*3-0-0-0	*5-1-2-0	*3-2-2-0	*4-1-2-4	*4-2-3-3	-----	*4-1-1-1	-----	0-0-0-0	-----	*4-2-2-0	*4-0-0-0	*3-1-1-1
3-31	* Miami (FL)	-----	*5-1-2-2	*3-3-2-0	*4-0-1-0	*5-1-3-3	*4-1-0-0	-----	*5-1-1-2	-----	0-0-0-0	-----	*3-0-0-0	*4-0-0-0	*3-1-1-0
4- 1	* Miami (FL)	-----	*4-2-2-1	*3-0-0-1	*4-2-2-1	*4-2-2-3	*5-0-1-0	*3-0-0-0	*5-1-2-1	-----	0-0-0-0	1-0-0-0	-----	*4-0-1-0	*4-1-2-0
4- 2	* Miami (FL)	1-0-0-0	*4-2-2-4	*5-2-0-1	*4-3-2-1	*3-0-1-3	*5-1-2-0	1-0-0-0	*6-2-2-1	1-0-0-0	1-0-1-0	1-0-0-0	*3-1-2-1	*3-1-2-3	*4-2-1-0
4- 4	Western Carolina	0-0-0-0	*2-0-0-0	*2-1-0-0	*4-1-1-1	*5-1-1-2	*5-1-2-0	1-0-0-0	*5-1-1-0	0-0-0-0	-----	1-0-0-0	*4-0-3-1	*4-1-2-1	*3-0-0-0
4- 5	South Carolina	-----	*4-0-2-0	*5-0-2-1	*4-1-3-1	*4-0-1-1	*4-1-1-0	-----	*5-0-0-0	-----	0-0-0-0	-----	*3-0-0-0	*3-1-1-0	*4-0-0-0
4- 7	* Maryland	-----	*3-1-2-0	*3-0-1-0	*4-0-0-0	*4-1-1-0	*4-1-1-1	-----	*4-0-1-1	-----	0-0-0-0	-----	*3-0-1-0	*3-0-1-1	*3-0-1-0
4- 8	* Maryland	-----	*4-0-1-0	*5-2-2-0	*5-1-2-0	*4-0-2-1	*5-0-0-0	0-0-0-0	*5-0-2-1	-----	-----	1-0-0-0	*3-0-0-0	*4-0-1-1	*4-0-2-0
4- 9	* Maryland	2-0-1-2	*2-1-1-1	*4-3-3-0	*3-3-1-0	*4-2-2-5	*4-0-0-0	*3-1-1-0	*4-2-2-2	1-0-0-0	2-1-1-1	1-0-0-0	1-0-0-0	*2-1-1-0	*4-1-2-3
4-11	Western Carolina	1-0-0-0	0-0-0-0	*5-0-0-0	*5-3-3-3	*5-1-3-3	*4-1-0-0	-----	*5-1-0-0	*3-0-0-0	0-0-0-0	-----	*4-1-2-1	*2-0-0-0	*3-1-2-0
4-12	South Carolina	-----	*3-1-1-1	*2-2-1-1	*5-0-1-2	*3-2-1-2	*4-2-2-1	-----	*5-1-1-0	-----	0-0-0-0	-----	*4-0-1-1	*4-1-2-1	*4-1-2-1
4-14	* Georgia Tech	-----	*4-1-2-3	*4-0-1-0	*5-0-0-0	*4-2-2-1	*5-0-1-1	-----	*5-0-0-0	-----	0-0-0-0	-----	*4-1-1-0	*3-2-2-2	*3-1-1-0
4-15	* Georgia Tech	-----	*2-0-1-1	*5-0-3-0	*4-1-2-0	*4-0-0-0	*5-0-0-0	1-0-0-0	*5-0-0-0	-----	-----	-----	*3-1-0-0	*2-1-0-0	*3-0-1-2
4-16	* Georgia Tech	2-0-0-0	*2-0-1-0	*4-0-3-0	*4-0-0-1	*3-0-0-0	*4-1-1-0	1-0-0-0	*5-0-2-0	1-0-0-0	1-0-1-0	-----	*3-1-1-0	*3-2-2-3	*3-0-0-0
4-18	Winthrop	-----	*3-0-0-0	*4-1-2-0	*4-1-0-0	*3-0-0-0	*4-0-1-0	1-0-0-0	*4-1-2-0	-----	0-0-0-0	-----	*3-0-0-1	*4-0-2-2	*4-0-1-0
4-19	Furman	-----	*3-0-1-0	*3-1-2-0	*5-0-1-0	*4-1-0-0	*3-0-0-0	2-0-0-0	*5-1-2-1	-----	-----	-----	*4-0-1-0	*4-1-1-3	*3-0-1-0
4-21	* Boston College	-----	*4-1-1-0	*3-0-0-0	*4-0-0-1	*3-3-1-0	*4-0-1-0	1-0-1-0	*3-0-1-1	-----	-----	-----	*4-0-2-2	*2-2-2-1	*4-0-1-1
4-22	* Boston College ⁽¹⁾	-----	*3-0-1-0	*4-0-0-0	*4-0-0-0	*3-0-0-0	*3-0-1-0	-----	*4-0-1-0	-----	0-0-0-0	-----	*3-0-0-0	*4-1-1-1	*4-1-0-0
4-22	* Boston College ⁽²⁾	-----	*4-0-1-0	*5-1-1-0	*3-1-2-0	*4-0-0-0	*5-0-2-1	-----	*4-1-3-1	-----	-----	-----	*4-1-2-1	*5-0-0-0	*4-0-0-0
4-26	Wofford	1-0-1-0	*3-1-2-2	-----	*5-0-3-3	*2-1-0-0	*3-1-1-0	2-0-0-0	*4-0-1-1	1-0-0-0	*4-2-1-0	-----	*4-2-2-2	*2-3-2-2	*3-0-0-0
4-28	* Virginia Tech	3-0-0-0	*2-0-1-1	*1-1-1-1	*4-0-2-1	*3-2-2-2	*2-1-1-0	1-0-0-0	*3-2-2-0	1-0-0-0	3-0-1-0	-----	*3-2-1-0	*4-1-1-2	*4-1-1-1
4-29	* Virginia Tech	1-0-1-0	*3-0-0-0	*3-3-1-1	*2-2-2-2	*4-1-1-1	*2-1-1-0	*4-0-0-0	*4-1-1-1	0-0-0-0	1-0-0-0	-----	*4-2-2-5	*3-1-0-0	-----
4-30	* Virginia Tech	0-0-0-0	*3-0-1-1	*2-1-1-0	*3-1-1-0	*3-1-2-3	*4-1-1-0	1-0-0-0	*3-1-0-0	0-0-0-0	1-0-0-1	-----	*3-0-1-0	*2-2-2-2	-----
5- 8	* Duke ⁽¹⁾	-----	*4-0-2-1	*4-0-1-1	*5-1-1-0	*3-2-2-2	*5-1-1-0	-----	*3-0-0-1	-----	0-0-0-0	-----	*4-2-3-1	*3-0-0-0	*4-1-1-0
5- 8	* Duke ⁽²⁾	3-1-1-1	*3-0-3-2	*1-0-1-1	*6-2-3-2	*3-1-1-1	*5-2-3-1	3-0-1-1	*4-2-3-0	3-0-0-0	3-1-1-0	-----	*5-2-2-2	*3-1-1-1	*4-2-1-2
5- 9	* Duke	1-0-0-0	*2-0-1-0	*2-1-1-0	*5-1-1-1	*4-2-2-3	*4-0-1-1	1-0-1-0	*4-0-2-2	1-0-0-0	1-1-0-0	-----	*5-1-1-0	*2-1-0-1	*3-1-1-0
5-12	* Florida State	1-0-0-0	*3-0-0-0	*4-1-1-0	*5-1-1-1	*3-0-1-1	*5-2-3-0	1-0-0-0	*4-1-3-2	0-0-0-0	0-0-0-0	-----	*3-3-3-3	*5-1-4-1	*4-0-2-1
5-13	* Florida State	-----	*4-0-1-1	*4-1-1-0	*5-0-1-1	*4-0-1-0	*5-0-1-0	-----	*4-1-2-0	-----	-----	-----	*4-2-0-0	*4-0-2-2	*4-0-0-0
5-14	* Florida State	1-0-0-0	*3-0-0-0	*3-2-2-0	*5-0-1-0	*3-1-2-2	*3-2-2-1	1-0-0-0	*4-2-2-2	0-0-0-0	1-1-1-0	-----	*4-1-2-4	*2-1-0-0	*4-1-1-1
5-16	College of Charleston	-----	*3-0-2-0	*3-0-0-0	*4-0-1-0	*2-0-0-1	*3-0-0-0	-----	*2-0-0-0	-----	-----	-----	*2-1-0-0	*1-0-0-0	*3-0-1-0
5-18	* Wake Forest	2-2-1-3	*2-1-0-0	*6-3-2-2	*7-3-5-8	*3-2-2-3	*5-1-2-2	4-2-3-3	*3-1-1-0	2-2-2-4	1-3-0-0	-----	*3-2-2-0	*3-0-1-1	*5-2-3-0
5-19	* Wake Forest	-----	*3-1-1-0	*4-2-2-0	*4-1-4-4	*3-0-0-0	*4-0-0-0	-----	*4-1-1-0	-----	0-0-0-0	-----	*3-1-1-0	*4-0-0-0	*4-0-2-1
5-20	* Wake Forest	-----	*3-0-0-0	*3-2-2-0	*2-2-2-2	*2-1-0-0	*5-0-2-0	2-0-0-0	*4-0-0-0	1-0-0-0	1-0-0-0	-----	*3-1-0-0	*3-1-2-3	*3-0-1-2
5-24	+ Wake Forest	0-0-0-0	*3-1-0-1	*3-3-2-2	*5-0-2-1	*3-1-0-0	*3-2-0-1	0-0-0-0	*3-1-3-1	0-0-0-0	*4-2-2-3	-----	*5-1-3-2	-----	*3-2-1-0
5-25	+ Georgia Tech	-----	*3-1-1-1	*4-0-1-0	*3-0-1-0	*4-0-0-0	*4-0-1-1	1-0-1-1	*4-1-1-0	-----	-----	-----	*3-0-1-0	-----	*4-1-1-0
5-27	+ Georgia Tech ⁽¹⁾	0-0-0-0	*6-1-1-0	*4-2-3-2	*6-0-3-2	*4-0-2-1	*5-1-2-0	1-0-0-0	*5-1-1-0	-----	*4-0-2-0	-----	*5-1-0-0	-----	*5-1-1-2
5-27	+ Georgia Tech ⁽²⁾	-----	*4-1-1-2	*4-2-1-0	*4-2-1-0	*5-2-2-2	*4-3-2-3	0-0-0-0	*5-3-3-3	-----	*5-2-3-2	-----	*5-1-1-1	-----	*4-0-0-1
5-28	+ N.C. State	-----	*4-0-0-0	*4-1-2-1	*6-1-3-2	*5-1-1-1	*6-1-0-0	0-0-0-0	*4-0-0-0	-----	*3-1-0-0	-----	*3-1-1-2	-----	*5-2-3-0
6- 2	\$ North Carolina-Asheville ^N	-----	*3-0-0-0	*3-0-2-0	*3-0-1-1	*3-0-0-0	*2-1-0-0	-----	*2-1-1-0	-----	*3-0-0-0	-----	*4-0-0-0	-----	*3-1-2-2
6- 3	\$ Elon	1-0-0-0	*4-0-0-0	*3-2-1-0	*4-3-1-0	*3-3-3-3	*5-0-1-1	1-0-0-0	*4-2-2-4	1-0-0-0	*3-1-1-0	-----	*4-1-3-0	-----	*5-1-3-2
6- 4	\$ Mississippi State	-----	*4-1-0-0	*4-0-2-1	*5-2-2-1	*3-0-1-2	*4-2-2-1	-----	*3-0-2-3	-----	*3-0-0-0	-----	*4-3-1-0	-----	*5-0-1-0
6- 9	\$ Oral Roberts	-----	*2-1-1-1	*3-1-1-0	*5-1-2-4	*3-1-0-0	*4-2-2-1	1-0-0-0	*2-3-1-1	-----	*4-1-3-3	-----	*5-1-1-1	-----	*4-0-1-0
6-10	\$ Oral Roberts	-----	*4-0-0-0	*4-0-1-0	*4-2-2-0	*3-0-0-0	*5-1-2-0	-----	*3-2-2-4	-----	*4-0-0-0	-----	*3-1-0-0	-----	*3-0-1-2
6-16	! Georgia Tech	-----	*4-1-1-1	*4-1-1-0	*5-1-2-0	*3-1-2-3	*3-1-0-0	1-0-1-1	*3-1-0-0	-----	*4-1-1-0	-----	*3-1-1-2	-----	*3-0-0-0
6-18	! North Carolina	-----	*3-0-0-0	*4-0-1-0	*4-0-0-0	*3-0-0-0	*4-0-0-0	-----	*4-0-0-0	-----	*2-0-0-0	-----	*3-0-0-0	-----	*3-0-2-0
6-20	! Cal State Fullerton	-----	*3-1-1-0	*5-1-2-0	*4-1-1-1	*4-0-1-2	*5-2-3-2	1-0-0-0	*5-0-1-0	-----	*3-1-1-0	-----	*5-0-1-1	-----	*5-0-2-0

* - start; * - ACC regular-season game; + - ACC Tournament at Jacksonville, FL; \$ - NCAA Regional at Clemson, SC; \$! - NCAA Super Regional at Clemson, SC; ! - College World Series at Omaha, NE; ^N

Career Game-By-Game Pitching

#28 Chris Allen, RHP

2006 • Jr.

Date	Opponent	IP	H	R	ER	BB	SO	Dec
3-15	Gardner-Webb	1.0	0	0	0	0	0	

#18 Jason Berken, RHP

2003 • Fr.

Date	Opponent	IP	H	R	ER	BB	SO	Dec
2-23	Auburn	1.2	2	0	0	1	1	
2-26	Charleston Southern	^1.0	0	0	0	0	2	
3- 2	South Carolina	1.0	0	0	0	3	1	
3- 8	Old Dominion	^5.1	3	1	1	1	6	W
3-17	† Georgia Southern ⁶	^5.0	2	0	0	5	0	W
3-24	Wofford	^5.0	7	3	2	2	7	W
3-29	^* N.C. State ⁽¹⁾	^4.1	9	5	4	2	2	L
4- 6	* Virginia	1.0	1	0	0	0	0	
4- 9	South Carolina	^6.2	7	2	2	1	7	W
4-15	Coastal Carolina	^5.1	5	3	3	1	2	L
4-20	* Maryland	1.0	0	0	0	0	0	
4-22	Georgia	3.2	4	2	0	1	1	
4-26	* Georgia Tech	^0.2	0	0	0	0	1	
5- 4	* Duke	3.1	2	1	1	2	4	
5- 7	Elon	2.2	5	3	2	2	2	
5-11	* North Carolina	^6.1	3	3	3	2	3	
5-15	* Wake Forest ^W	^3.0	3	2	2	2	1	
5-22	+ North Carolina	1.1	2	1	0	0	0	
5-30	\$ Ohio State	1.0	3	1	1	0	1	

2004 • So.

Date	Opponent	IP	H	R	ER	BB	SO	Dec
2-28	# Georgia Southern	^6.0	2	0	0	0	7	W
3- 6	South Carolina	^4.0	4	5	5	4	3	L
3-12	Auburn	^5.2	5	4	4	4	8	W
3-19	Texas Tech	^6.0	4	1	0	1	5	W
3-26	* Wake Forest	^7.0	3	3	0	4	5	W
4- 2	* Maryland	^6.0	3	0	0	1	7	W
4-21	Western Carolina	^1.0	0	0	0	0	0	
4-24	* N.C. State	^3.0	0	0	0	3	2	
5-20	* Duke	^4.0	2	1	0	0	1	
5-26	+ North Carolina	^3.2	7	4	4	1	2	

2006 • *Jr.

Date	Opponent	IP	H	R	ER	BB	SO	Dec
2-17	James Madison ⁽¹⁾	^5.0	2	0	0	1	9	W
2-24	Mercer	^4.0	5	0	0	0	3	W
3- 4	South Carolina	^3.1	5	5	4	5	2	L
3-11	Kansas	^4.1	6	3	1	0	6	
3-18	* Virginia	^5.2	8	3	2	3	3	L
3-25	* N.C. State	^7.0	5	2	1	3	5	W
4- 1	* Miami (FL)	^6.2	4	2	0	3	7	W
4- 8	* Maryland	^6.2	4	1	0	4	6	
4-15	* Georgia Tech	^4.0	5	4	4	4	3	L



Sean Clark was Clemson's best pitcher in the postseason, including a masterful 8.0 innings pitched in the ACC Tournament title game.

4-22	* Boston College ⁽²⁾	^6.0	5	1	1	3	7	W
4-29	* Virginia Tech	^5.0	7	4	4	0	6	W
5- 9	* Duke	^4.0	4	2	2	1	4	W
5-14	* Florida State	^6.2	7	2	2	2	3	W
5-20	* Wake Forest	^3.2	3	3	0	1	3	W
5-27	+ Georgia Tech ⁽²⁾	^6.1	8	4	3	1	6	
6- 2	\$ North Carolina-Asheville ^N	^1.0	0	0	0	1	1	
6- 9	† Oral Roberts	^1.1	1	4	2	2	1	
6-20	! Cal State Fullerton	^0.1	4	3	3	0	0	

#43 Sean Clark, RHP

2006 • *Jr.

Date	Opponent	IP	H	R	ER	BB	SO	Dec
2-17	James Madison ⁽¹⁾	3.0	1	0	0	1	2	
2-26	Mercer ⁽²⁾	^1.0	1	1	1	1	0	
3- 8	William & Mary	3.0	3	2	1	1	4	
3-15	Gardner-Webb	1.0	1	0	0	0	0	
3-24	* N.C. State	0.1	3	2	2	1	1	
4-26	Wofford	1.0	1	1	0	0	1	
5-20	* Wake Forest	1.0	1	0	0	0	2	
5-28	+ N.C. State	^8.0	4	1	1	1	5	W
6- 2	\$ North Carolina-Asheville ^N	^8.0	3	0	0	2	6	W
6-10	† Oral Roberts	3.2	3	1	1	1	6	
6-16	! Georgia Tech	^6.0	7	4	4	2	3	

#36 Stephen Clyne, RHP

2005 • *So.

Date	Opponent	IP	H	R	ER	BB	SO	Dec
2-20	% East Carolina	2.1	0	0	0	0	3	
2-25	California-Irvine	^1.0	0	0	0	0	3	S
3- 4	Auburn	^0.1	1	0	0	2	1	
3-18	* North Carolina	^1.1	0	0	0	0	2	
3-23	Old Dominion	^2.1	0	0	0	0	2	
3-26	* Maryland ⁽²⁾	1.0	0	0	0	0	2	
3-30	Coastal Carolina	^1.0	1	0	0	0	1	
4- 3	* Florida State ⁽¹⁾	^0.1	0	0	0	1	0	
4- 5	Georgia	0.2	4	3	3	1	1	
4-10	* Duke	^1.2	2	1	0	1	2	W
4-17	* Virginia	1.1	3	2	2	0	0	
4-22	* N.C. State	^4.0	6	2	2	3	7	
4-26	Elon	^3.0	3	1	1	2	4	S
4-30	* Georgia Tech	^0.1	0	0	0	0	0	W
5- 8	* Virginia Tech	^2.2	6	3	2	0	1	
5-19	* Miami (FL)	^1.0	1	1	1	1	0	
5-25	+ Virginia	^0.2	0	0	0	0	1	
6- 3	\$ North Carolina A&T	^2.0	2	0	0	0	0	
6-12	† Baylor	^1.2	0	0	0	0	0	

2006 • *Jr.

Date	Opponent	IP	H	R	ER	BB	SO	Dec
2-19	James Madison	1.0	0	0	0	0	0	
2-26	Mercer ⁽¹⁾	1.1	1	0	0	0	1	
3- 8	William & Mary	2.0	0	0	0	0	2	W
3-11	Kansas	^2.0	2	1	1	0	4	L
3-18	* Virginia	0.0	2	4	4	2	0	
3-28	Georgia	0.1	1	0	0	0	0	
4- 4	Western Carolina	1.1	0	1	0	0	2	
4- 9	* Maryland	1.0	1	2	2	1	2	
4-16	* Georgia Tech	2.0	1	0	0	0	0	
4-19	Furman	^2.1	1	0	0	0	2	
4-21	* Boston College	0.2	1	0	0	0	0	
4-28	* Virginia Tech	^1.1	3	0	0	0	3	
5- 8	* Duke ⁽²⁾	3.0	1	0	0	0	4	
5-12	* Florida State	^1.1	0	0	0	1	2	
5-20	* Wake Forest	2.1	1	0	0	0	3	
5-27	+ Georgia Tech ⁽¹⁾	2.1	2	0	0	1	1	

#48 Josh Cribb, RHP

2003 • *Fr.

Date	Opponent	IP	H	R	ER	BB	SO	Dec
2-26	Charleston Southern	1.0	0	0	0	0	0	
3-11	Tennessee Tech	0.1	1	0	0	0	0	
3-17	† Georgia Southern ⁶	1.0	0	0	0	1	1	
3-21	Maine	1.0	0	0	0	0	1	



Josh Cribb had a 3.62 career strikeout-to-walk ratio, second-best in Tiger history.

3-25	Western Carolina	4.1	7	4	2	1	4	
4-13	* Florida State	2.0	0	0	0	0	1	
4-16	Coastal Carolina	2.0	1	0	0	1	2	
4-19	* Maryland ⁽²⁾	0.0	3	3	3	1	0	L
5- 6	* Duke	1.0	3	2	0	0	0	
5- 8	Furman	^6.0	9	4	4	1	3	
5-16	* Wake Forest	2.0	3	0	0	0	2	
5-22	+ North Carolina	2.0	5	2	2	1	2	
5-31	\$ Princeton	2.1	4	2	0	0	3	

2004 • *So.

Date	Opponent	IP	H	R	ER	BB	SO	Dec
2-29	# Georgia Southern	^1.0	1	0	0	0	1	
3- 5	College of Charleston	^4.0	2	0	0	0	3	S
3-10	Wofford	1.0	0	0	0	0	1	
3-20	Texas Tech	1.0	1	1	1	0	0	
3-23	Elon	^5.2	3	2	1	1	6	W
3-28	* Wake Forest	2.0	2	0	0	0	2	
4- 4	* Maryland	^1.0	1	0	0	0	2	
4- 7	South Carolina	5.0	2	0	0	0	4	W
4-14	South Carolina	1.0	1	2	2	2	0	
4-17	* North Carolina	^1.2	3	2	1	1	3	
4-21	Western Carolina	3.0	7	2	2	1	1	
5- 2	* Florida State	^3.2	7	6	6	1	3	
5- 5	Charleston Southern	^3.1	0	0	0	1	4	W
5- 9	Central Florida	^4.2	0	0	0	2	7	
5-14	* Georgia Tech	^4.1	7	6	5	3	2	L
5-20	* Duke	3.0	0	0	0	0	2	W
5-26	+ North Carolina	1.2	3	2	2	0	1	
5-28	+ North Carolina	3.2	2	0	0	1	6	
6- 4	\$ Birmingham-Southern	^4.0	1	0	0	0	5	S
6- 6	\$ Georgia ⁽¹⁾	^6.0	6	5	5	2	5	W

2005 • *Jr.

Date	Opponent	IP	H	R	ER	BB	SO	Dec
2-18	% West Virginia	^6.0	9	2	2	0	4	W
2-25	California-Irvine	^6.1	5	1	1	2	8	
3- 4	Auburn	^4.0	8	2	2	0	4	
3-12	South Carolina	^5.1	8	4	4	3	4	L
3-18	* North Carolina	^7.2	8	2	2	0	10	L
3-25	* Maryland	^7.0	5	3	2	1	7	W
4- 2	* Florida State	^4.0	9	3	2	1	3	L
4- 5	Georgia	^1.1	1	2	2	3	1	L
4-10	* Duke	^5.1	9	4	3	1	4	
4-16	* Virginia	^8.0	6	2	2	1	3	
4-20	South Carolina	^1.2	2	1	1	0	1	W
4-24	* N.C. State	^6.0	7	6	6	2	6	
4-29	* Georgia Tech	^3.2	6	4	4	3	5	
5- 9	* Virginia Tech	^9.0	6	0	0	1	6	W
5-14	* Wake Forest	^3.0	3	1	1	2	3	W
5-20	* Miami (FL)	^7.0	7	2	2	1	9	W
5-26	+ Miami (FL)	^9.0	6	1	1	0	8	W
6- 4	\$ College of Charleston	^9.0	2	0	0	1	6	W
6-12	† Baylor	^6.0	12	7	6	2	5	L

Career Game-By-Game Pitching

C

2006 • *Sr.

Date	Opponent	IP	H	R	ER	BB	SO	Dec
2-19	James Madison	*5.0	2	0	0	1	7	W
2-26	Mercer ⁽²⁾	*6.0	5	3	2	0	2	W
3- 5	South Carolina	0.2	1	0	0	1	1	W
3-10	Kansas	*7.0	1	0	0	2	4	W
3-17	* Virginia	*5.2	5	1	1	2	8	
3-24	*N.C. State	*5.1	6	3	3	2	8	W
3-31	* Miami (FL)	*2.1	2	4	2	3	1	
4- 7	* Maryland	*9.0	6	1	1	0	9	W
4-14	* Georgia Tech	*5.1	6	5	5	1	7	
4-21	* Boston College	*7.0	7	3	2	3	6	W
4-28	* Virginia Tech	*7.2	4	2	2	1	7	W
5- 8	* Duke ⁽¹⁾	*6.2	4	4	2	2	10	
5-13	* Florida State	*4.0	5	3	3	3	1	
5-19	* Wake Forest	*7.0	6	0	0	0	4	W
5-27	+ Georgia Tech ⁽¹⁾	*3.2	4	3	3	2	4	
6- 4	\$ Mississippi State	*5.0	6	4	4	3	4	

#20 Stephen Faris, RHP

2004 • Fr.

Date	Opponent	IP	H	R	ER	BB	SO	Dec
2-24	Charlotte	1.0	3	1	1	0	1	
2-29	# East Carolina	3.1	4	3	2	1	3	L
3- 6	South Carolina	*2.2	2	0	0	0	2	
3-12	Auburn	0.1	2	1	0	0	0	
3-14	Auburn	0.2	1	1	1	0	0	
3-20	Texas Tech	1.1	3	2	2	1	1	
3-24	Elon	*3.1	6	5	5	0	2	L
3-31	Georgia	*6.0	5	2	2	2	4	W
4-10	* Virginia ⁽²⁾	*6.1	4	3	3	1	2	L
4-18	* North Carolina	*2.1	4	1	1	3	0	
4-21	Western Carolina	4.0	4	5	4	1	3	
5- 3	* Florida State	0.1	5	5	5	0	1	
5-12	College of Charleston	2.0	5	2	2	0	2	
5-14	* Georgia Tech	*1.2	2	1	1	0	1	
5-20	* Duke	*2.0	3	0	0	0	1	
5-27	+ Georgia Tech	0.2	0	0	0	1	0	
6- 6	\$ Georgia ⁽²⁾	*4.0	4	3	3	1	1	

2005 • So.

Date	Opponent	IP	H	R	ER	BB	SO	Dec
2-19	% Coastal Carolina	*0.1	1	0	0	0	0	
2-27	California-Irvine	2.1	0	0	0	2	1	
3- 6	Auburn	*1.0	0	0	0	1	1	
3- 9	Winthrop	5.1	6	1	1	1	2	
3-16	Furman	*5.0	4	0	0	0	4	W
3-20	* North Carolina	1.1	0	0	0	0	3	
3-22	Old Dominion	*2.0	0	0	0	0	3	S
3-26	* Maryland ⁽¹⁾	*6.0	2	0	0	4	6	W
4- 2	* Florida State	*4.0	1	0	0	2	6	
4- 6	Georgia	*9.0	5	4	1	3	8	L
4-12	Western Carolina ^c	*5.0	3	2	0	2	1	W
4-13	South Carolina	*9.0	5	2	2	1	7	W
4-24	* N.C. State	*2.1	5	3	3	2	2	L
4-29	* Georgia Tech	*5.1	11	8	8	2	4	
5- 8	* Virginia Tech	*3.1	5	6	5	1	3	L
5-13	* Wake Forest	*9.0	6	1	1	1	5	W
5-19	* Miami (FL)	*7.0	8	2	1	0	5	W
5-25	+ Virginia	*7.1	8	3	2	0	4	L
6- 3	\$ North Carolina A&T	*6.2	9	2	2	1	10	
6-11	¶ Baylor	*5.2	10	2	2	2	4	

2006 • Jr.

Date	Opponent	IP	H	R	ER	BB	SO	Dec
2-17	James Madison ⁽²⁾	*6.0	1	0	0	0	6	W
2-26	Mercer ⁽¹⁾	*5.2	4	0	0	3	5	
3- 5	South Carolina	*6.1	5	4	3	0	3	
3-12	Kansas	*7.0	3	2	2	2	10	
3-19	* Virginia	*6.1	9	4	4	2	5	
3-26	*N.C. State	*8.0	4	0	0	0	5	W
4- 2	* Miami (FL)	*6.0	3	1	0	0	4	W
4- 9	* Maryland	*6.0	7	5	1	2	5	W
4-16	* Georgia Tech	*0.2	6	6	6	1	0	L
4-22	* Boston College ⁽¹⁾	*1.2	4	3	3	2	1	L
4-26	Wofford	*7.0	5	0	0	0	8	W
5- 8	* Duke ⁽²⁾	*3.0	0	0	0	0	3	W
5-12	* Florida State	*7.2	3	1	1	2	4	W

5-18	* Wake Forest	*6.0	2	0	0	0	4	W
5-25	+ Georgia Tech	*7.0	3	1	1	2	8	
6- 3	\$ Elon	*8.0	5	3	3	0	7	W
6-10	¶ Oral Roberts	*2.2	6	4	1	3	3	
6-18	! North Carolina	*8.0	7	2	2	1	5	L

#17 Chris Fidrych, LHP

2005 • Fr.

Date	Opponent	IP	H	R	ER	BB	SO	Dec
2-27	California-Irvine	*1.0	1	0	0	0	0	
3- 5	Auburn	*0.1	1	0	0	0	1	
3- 9	Winthrop	*0.2	0	0	0	0	1	
3-18	* North Carolina	0.0	1	0	0	0	0	
3-29	Coastal Carolina	2.0	5	3	3	2	1	
4-15	* Virginia	*1.0	0	0	0	1	1	
4-19	Western Carolina	4.0	1	0	0	0	4	
5- 1	* Georgia Tech	2.2	2	2	2	2	2	
5-19	* Miami (FL)	1.0	2	2	2	1	0	
6-12	¶ Baylor	1.1	0	0	0	0	3	

#42 Drew Fiorenza, RHP

2005 • Jr.

Date	Opponent	IP	H	R	ER	BB	SO	Dec
2-18	% West Virginia	*1.0	1	0	0	1	1	
2-26	California-Irvine	*0.1	0	0	0	0	1	W
3- 6	Auburn	1.2	0	0	0	0	1	
3- 9	Winthrop	0.2	0	1	0	2	1	
3-13	South Carolina	*0.2	3	1	1	0	1	L
3-16	Furman	*1.0	1	0	0	2	2	
3-20	* North Carolina	*1.0	0	0	0	1	0	
3-25	* Maryland	*1.0	0	0	0	0	2	
3-29	Coastal Carolina	*1.0	1	0	0	1	1	
3-30	Coastal Carolina	1.0	0	0	0	0	0	
4- 5	Georgia	*2.1	5	4	4	3	4	
4- 9	* Duke	*1.0	2	2	2	1	1	
4-17	* Virginia	*0.2	3	1	1	0	0	
4-19	Western Carolina	2.0	2	0	0	0	1	
4-23	* N.C. State	*2.0	4	4	4	2	2	
5-15	* Wake Forest	*2.1	1	0	0	0	3	S
5-21	* Miami (FL)	1.1	3	0	0	2	1	W
6-13	¶ Baylor	*0.2	0	0	0	0	1	



Stephen Faris had a team-best 2.36 ERA and allowed just 20 walks with 86 strikeouts in 103.0 innings pitched in the 2006 season.

2006 • Sr.

Date	Opponent	IP	H	R	ER	BB	SO	Dec
2-24	Mercer	*1.0	0	1	1	2	0	
3-15	Gardner-Webb	1.0	0	0	0	0	1	
3-18	* Virginia	*2.0	1	0	0	1	2	
3-29	Georgia	*4.0	4	1	1	1	3	S
4- 2	* Miami (FL)	1.0	2	0	0	0	1	
4- 9	* Maryland	*1.0	1	0	0	0	2	
4-11	Western Carolina	1.0	3	2	2	1	2	
4-15	* Georgia Tech	*0.1	3	4	4	0	0	
4-30	* Virginia Tech	1.0	0	0	0	0	1	
5- 8	* Duke ⁽²⁾	*1.0	0	0	0	0	1	
5-18	* Wake Forest	1.0	1	0	0	0	0	
5-28	+ N.C. State	0.2	3	3	3	0	2	

#45 Ryan Hinson, LHP

2006 • Fr.

Date	Opponent	IP	H	R	ER	BB	SO	Dec
2-19	James Madison	1.0	1	1	0	2	2	
2-26	Mercer ⁽²⁾	1.0	0	0	0	0	0	
3- 5	South Carolina	0.2	1	0	0	1	0	
3-15	Gardner-Webb	1.0	2	1	1	0	2	
3-21	Elon	*5.0	2	1	1	2	6	W
4- 2	* Miami (FL)	1.0	0	0	0	0	2	
4- 5	South Carolina	*5.0	6	1	1	3	7	
4-14	* Georgia Tech	1.2	2	1	1	1	2	W
4-16	* Georgia Tech	2.1	3	5	5	3	3	
4-22	* Boston College ⁽²⁾	*3.0	1	0	0	0	1	S
4-30	* Virginia Tech	1.0	0	0	0	0	1	
5- 8	* Duke ⁽¹⁾	0.0	1	0	0	1	0	
5- 9	* Duke	*1.0	0	0	0	0	0	
5-13	* Florida State	*2.2	1	0	0	0	2	W
5-20	* Wake Forest	1.0	0	0	0	0	2	
5-27	+ Georgia Tech ⁽¹⁾	1.0	3	2	2	3	0	
6- 4	\$ Mississippi State	0.0	0	1	1	1	0	
6-16	! Georgia Tech	2.0	1	0	0	1	1	W
6-20	! Cal State Fullerton	0.1	0	1	1	0	0	

#50 Chris Howard, RHP

2005 • *Fr.

Date	Opponent	IP	H	R	ER	BB	SO	Dec
2-20	% East Carolina	*1.0	1	0	0	0	0	
3- 5	Auburn	0.1	0	0	0	0	0	
3-12	South Carolina	0.0	0	1	1	0	0	
4-19	Western Carolina	*1.0	1	1	1	0	0	
4-27	Wofford	2.1	3	0	0	0	1	W

2006 • *So.

Date	Opponent	IP	H	R	ER	BB	SO	Dec
3-15	Gardner-Webb	*1.0	0	0	0	0	0	
4- 4	Western Carolina	*1.2	1	0	0	1	1	

#47 David Kopp, RHP

2005 • Fr.

Date	Opponent	IP	H	R	ER	BB	SO	Dec
2-19	% Coastal Carolina	2.1	1	1	1	3	4	
2-25	California-Irvine	1.1	2	1	1	0	2	
3- 4	Auburn	3.1	5	3	3	1	2	L
3- 9	Winthrop	*2.0	6	6	5	0	0	L
3-13	South Carolina	0.1	0	2	1	1	0	
3-16	Furman	1.0	1	0	0	0	0	
3-22	Old Dominion	*7.0	2	0	0	1	2	W
3-29	Coastal Carolina	*6.0	6	2	2	1	5	W
4- 3	* Florida State ⁽¹⁾	6.0	5	2	2	1	4	L
4- 9	* Duke	1.1	0	0	0	1	2	
4-12	Western Carolina ^c	*4.0	4	2	1	1	3	
4-17	* Virginia	1.1	1	1	1	0	0	
4-20	South Carolina	*5.0	4	3	3	3	3	
4-26	Elon	*6.0	4	5	4	4	7	W
4-30	* Georgia Tech	3.0	4	0	0	0	4	
5- 8	* Virginia Tech	2.0	3	2	0	1	2	
5-14	* Wake Forest	0.2	2	4	4	3	1	
5-17	College of Charleston	*6.0	8	4	4	0	1	W
5-21	* Miami (FL)	*2.0	0	0	0	0	0	S

5-28 + Virginia	^5.2	2	1	0	3	2
6- 5 \$ Oral Roberts	^1.0	4	2	2	0	1
6-13 † Baylor	3.0	2	2	2	2	1

2006 • So.

Date	Opponent	IP	H	R	ER	BB	SO	Dec
3- 3	College of Charleston	^1.0	1	0	0	0	0	
3- 8	William & Mary	^3.0	4	3	1	0	1	
3-15	Gardner-Webb	^3.0	1	3	3	3	4	W
3-21	Elon	^4.0	6	2	1	2	1	
3-28	Georgia	^5.1	9	7	6	1	6	
4- 1	* Miami (FL)	2.0	2	0	0	2	2	
4- 5	South Carolina	0.1	0	0	0	0	1	
4- 8	* Maryland	1.1	2	1	1	0	0	
4-12	South Carolina	^6.0	5	1	1	1	2	W
4-18	Winthrop	^5.1	7	5	4	2	6	L
4-22	* Boston College ⁽¹⁾	^6.1	2	0	0	2	8	
4-30	* Virginia Tech	^6.0	7	2	2	4	6	W
5- 9	* Duke	2.0	1	0	0	0	2	
5-13	* Florida State	3.1	2	0	0	1	1	
5-19	* Wake Forest	1.0	0	0	0	0	1	
5-27	+ Georgia Tech ⁽²⁾	^2.2	6	7	7	1	4	W
6- 4	\$ Mississippi State	1.1	1	1	1	2	0	W
6- 9	† Oral Roberts	0.2	0	0	0	0	0	
6-10	† Oral Roberts	^2.2	1	0	0	0	0	W
6-20	! Cal State Fullerton	1.0	2	1	1	0	1	L

#40 Alex Martin, LHP

2006 • *Fr.

Date	Opponent	IP	H	R	ER	BB	SO	Dec
2-26	Mercer ⁽²⁾	1.0	0	0	0	0	1	
3-10	Kansas	^1.0	2	0	0	0	0	
3-22	Elon	3.1	4	0	0	0	1	W
3-24	* N.C. State	3.0	0	0	0	3	3	
3-28	Georgia	0.1	0	0	0	0	0	
3-31	* Miami (FL)	4.0	3	2	2	2	2	W
4- 5	South Carolina	0.1	2	1	1	1	0	
4- 8	* Maryland	0.1	1	0	0	0	0	
4-12	South Carolina	2.0	5	3	3	0	1	
4-15	* Georgia Tech	0.1	0	1	1	0	0	
4-16	* Georgia Tech	0.1	1	2	1	1	0	
5- 9	* Duke	1.0	0	0	0	1	0	
5-14	* Florida State	0.1	0	0	0	0	0	
5-18	* Wake Forest	1.0	3	1	1	0	0	

#41 Daniel Moskos, LHP

2005 • Fr.

Date	Opponent	IP	H	R	ER	BB	SO	Dec
2-19	% Coastal Carolina	0.2	0	1	1	1	1	L
2-20	% East Carolina	0.1	2	1	1	1	1	
2-25	California-Irvine	0.1	0	0	0	0	0	W
2-26	California-Irvine	0.0	1	0	0	1	0	
3- 4	Auburn	1.0	0	1	1	1	0	
3- 9	Winthrop	0.1	0	0	0	1	0	
3-12	South Carolina	0.1	1	0	0	1	0	
3-16	Furman	1.0	1	1	1	1	0	
3-20	* North Carolina	0.1	2	1	1	0	0	
3-25	* Maryland	1.0	1	0	0	0	1	
3-26	* Maryland ⁽²⁾	^1.0	1	0	0	0	1	
3-30	Coastal Carolina	1.0	1	0	0	2	1	
4- 8	* Duke	^2.0	0	0	0	1	4	
4-16	* Virginia	0.2	0	0	0	1	0	
4-22	* N.C. State	0.1	4	1	1	0	0	
4-27	Wofford	^2.0	1	0	0	0	3	
4-29	* Georgia Tech	0.0	3	3	2	0	0	L
5- 1	* Georgia Tech	^2.2	2	0	0	0	2	
5-17	College of Charleston	0.1	2	1	1	1	0	
5-25	+ Virginia	1.0	2	2	1	1	1	
6- 3	\$ North Carolina A&T	0.1	0	0	0	0	0	W

2006 • So.

Date	Opponent	IP	H	R	ER	BB	SO	Dec
2-17	James Madison ⁽²⁾	2.0	0	0	0	1	3	
2-24	Mercer	2.2	1	0	0	1	2	
2-26	Mercer ⁽¹⁾	0.2	2	2	0	0	1	L
3- 4	South Carolina	^4.2	2	1	1	1	1	



P.J. Zocchi had a 1.24 ERA in his last eight appearances (36.1 innings pitched) of 2006.

3- 8	William & Mary	^1.0	0	0	0	1	1	
3-12	Kansas	1.0	0	0	0	1	2	W
3-17	* Virginia	^2.2	3	1	0	3	1	L
3-19	* Virginia	1.1	2	2	2	1	0	L
3-22	Elon	^1.0	0	0	0	1	1	S
3-25	* N.C. State	^2.0	1	0	0	2	0	S
3-28	Georgia	^2.0	4	1	1	1	3	L
3-31	* Miami (FL)	^2.0	2	0	0	0	3	S
4- 1	* Miami (FL)	^0.1	0	0	0	0	1	S
4- 5	South Carolina	^3.1	0	0	0	1	2	W
4- 8	* Maryland	^0.1	0	0	0	0	1	W
4-11	Western Carolina	^1.2	0	0	0	0	2	S
4-14	* Georgia Tech	^2.0	1	0	0	0	2	S
4-16	* Georgia Tech	^0.2	3	2	2	1	0	
4-18	Winthrop	^3.2	3	1	1	2	4	
4-21	* Boston College	^1.1	2	0	0	0	1	S
4-26	Wofford	^1.0	0	0	0	0	3	
4-30	* Virginia Tech	^1.0	2	1	1	1	1	
5- 8	* Duke ⁽¹⁾	^1.0	0	0	0	1	1	S
5-14	* Florida State	^1.0	0	0	0	1	3	
5-16	College of Charleston	^0.1	0	0	0	0	1	S
5-19	* Wake Forest	^1.0	0	0	0	0	1	
5-20	* Wake Forest	^1.0	1	0	0	0	0	
5-25	+ Georgia Tech	^2.0	3	1	1	1	3	W
5-27	+ Georgia Tech ⁽¹⁾	^2.0	5	3	3	0	1	L
6- 4	\$ Mississippi State	^2.2	0	0	0	0	3	S
6- 9	† Oral Roberts	^2.0	5	3	3	0	3	W
6-16	! Georgia Tech	^1.0	0	0	0	0	1	
6-20	! Cal State Fullerton	^1.1	2	0	0	0	2	

#46 Steve Richard, RHP

2006 • Jr.

Date	Opponent	IP	H	R	ER	BB	SO	Dec
2-17	James Madison ⁽²⁾	^1.0	0	0	0	0	2	S
2-19	James Madison	^1.0	0	0	0	0	1	
2-26	Mercer ⁽¹⁾	^1.1	4	1	1	0	0	
3- 5	South Carolina	^1.1	0	0	0	1	0	S
3-12	Kansas	^1.0	1	1	1	1	1	S
3-19	* Virginia	^0.1	3	1	1	0	0	
3-22	Elon	1.0	0	0	0	1	0	
3-24	* N.C. State	^0.1	0	0	0	0	1	S
3-26	* N.C. State	^1.0	2	2	2	0	0	

4- 2	* Miami (FL)	^1.0	1	0	0	0	1	
4- 8	* Maryland	2.1	3	0	0	2	0	
4-11	Western Carolina	0.1	0	0	0	1	0	
4-15	* Georgia Tech	3.1	3	3	2	2	0	
4-19	Furman	0.2	5	4	4	0	1	L
4-29	* Virginia Tech	^1.0	1	0	0	0	1	
5- 8	* Duke ⁽²⁾	1.0	1	0	0	0	0	
5- 9	* Duke	1.0	1	0	0	1	0	
5-14	* Florida State	1.0	0	0	0	0	1	
5-18	* Wake Forest	^1.0	1	0	0	0	1	
5-24	+ Wake Forest	^1.0	2	0	0	0	2	
6- 3	\$ Elon	^1.0	1	0	0	0	2	

#22 Matt Vaughn, RHP

2006 • Fr.

Date	Opponent	IP	H	R	ER	BB	SO	Dec
2-17	James Madison ⁽¹⁾	^1.0	1	1	1	1	1	
3- 3	College of Charleston	2.0	0	0	0	0	3	
3-10	Kansas	1.0	2	2	2	1	0	
3-15	Gardner-Webb	1.0	2	1	1	0	0	
3-22	Elon	2.0	0	0	0	0	3	
3-28	Georgia	1.2	3	4	1	2	2	
3-31	* Miami (FL)	0.2	1	0	0	0	0	
4- 4	Western Carolina	^1.0	5	6	5	3	1	L
4- 9	* Maryland	1.0	1	0	0	0	1	
4-12	South Carolina	^1.0	2	1	1	0	2	
4-16	* Georgia Tech	0.0	3	4	4	0	0	
5- 8	* Duke ⁽²⁾	1.0	1	0	0	0	2	
5-20	* Wake Forest	0.0	1	0	0	0	0	

#31 P.J. Zocchi, RHP

2004 • Fr.

Date	Opponent	IP	H	R	ER	BB	SO	Dec
2-24	Charlotte	1.0	1	0	0	0	0	
2-29	# Georgia Southern	3.0	1	0	0	0	5	
3- 3	Gardner-Webb	^2.0	5	3	3	2	2	

2005 • *Fr.

Date	Opponent	IP	H	R	ER	BB	SO	Dec
4-19	Western Carolina	^2.0	1	0	0	1	1	W
4-27	Wofford	^3.0	1	1	1	2	0	
5- 1	* Georgia Tech	1.1	2	0	0	1	1	
5-14	* Wake Forest	0.2	2	3	3	2	1	

2006 • *So.

Date	Opponent	IP	H	R	ER	BB	SO	Dec
2-19	James Madison	1.0	2	0	0	0	3	
2-24	Mercer	1.1	1	0	0	3	0	
3- 3	College of Charleston	^6.0	5	0	0	2	4	W
3-11	Kansas	2.2	3	2	2	2	5	
3-18	* Virginia	0.1	4	3	1	0	1	
3-22	Elon	^1.2	2	4	4	4	3	
3-29	Georgia	^5.0	8	6	6	1	6	W
4- 4	Western Carolina	5.0	5	1	1	0	7	
4-11	Western Carolina	^6.0	3	1	0	4	2	W
4-16	* Georgia Tech	2.0	4	3	2	1	3	
4-19	Furman	^6.0	4	1	1	2	6	
4-29	* Virginia Tech	3.0	2	0	0	1	4	
5- 8	* Duke ⁽¹⁾	1.1	0	0	0	1	2	W
5-16	College of Charleston	^8.2	5	0	0	1	8	W
5-24	+ Wake Forest	^6.0	4	1	1	1	3	W
5-28	+ N.C. State	^0.1	0	0	0	0	1	S
6- 9	† Oral Roberts	5.0	6	1	1	1	3	
6-20	! Cal State Fullerton	6.0	7	2	2	2	5	

• - start; ^ - finished game; * - ACC regular-season game; † - Charleston, SC; ‡ - Kinston, NC; # - Keith LeClair Invitational at Greenville, NC; % - Baseball at The Beach at Myrtle Beach, SC; + - ACC Tournament; \$ - NCAA Regional; † - NCAA Super Regional; ! - College World Series at Omaha, NE; ° - due to inclement weather, game was completed on Mar. 18; ° - due to inclement weather, game was completed on May 16; ° - due to inclement weather, game was completed on Apr. 19 at Clemson, SC; ° - due to inclement weather, game was completed on Jun. 3; Note: **Bold** denotes a Clemson home game.

A #1 ranking, an ACC Championship, 50 wins, and a College World Series appearance are all accomplishments every Clemson baseball team strives to achieve. Accomplishing just one of these qualifies a team to be considered a "Hall of Fame" team, and its picture is placed on the wall inside the team locker room at Doug Kingsmore Stadium. The 2006 Tigers accomplished all four.

Clemson set the school record for conference wins with 24 (more than any other school) and won the ACC Atlantic Division Championship as well as the ACC Tournament title. Clemson played host to an NCAA Regional for the ninth time in the past 13 years, as the Tigers extended their streak of consecutive NCAA Tournament appearances to 20, the third-longest streak in NCAA history.

Clemson swept through the regional in three games, defeating UNC Asheville, Elon, and Mississippi State. The Tigers then hosted Oral Roberts in the super regional and swept the Golden Eagles in two games to advance to the College World Series for the 11th time in school history. Clemson defeated Georgia Tech in the opener 8-4 before falling to North Carolina and Cal State Fullerton in narrow defeats.

Clemson played one of the most rigorous schedules in the country, which included 41 of its 69 games (29-12 record) against NCAA Tournament teams. Clemson also posted a 26-9 record against top-25 ranked teams, eclipsing the previous Tiger record of 19 top-25 wins in a season.

The ACC proved to be the toughest conferences in America, evidenced by half of the College World Series field being made up of ACC teams. It was only the third time in history that four teams from one conference advanced to the College World Series, as Georgia Tech, Miami (FL), and North Carolina all joined the Tigers in Omaha.

The Tiger pitching staff finished the season with a 3.26 team ERA (sixth-best in the nation), as oppo-

nents hit only .245 against Clemson. The weekend starting rotation of Stephen Faris, Josh Cribb, and Jason Berken combined to go 27-6 with a 2.85 ERA. The three combined to go 21-0 at home as well.

Cribb finished the season with a 9-0 record and 3.09 ERA. The righthander struck out 83 in 87.1 innings pitched and had a .222 opponents' batting average. Faris led the team in ERA with a mark of 2.36 and finished with a 9-3 record. Faris had a .209 opponents' batting average and walked only 20 in 103.0 innings pitched. Berken had a 9-3 record and 3.22 ERA as well.

Daniel Moskos recorded 10 saves out of the bullpen. The lefthander struck out 54 in 53.2 innings pitched and had a 2.52 ERA. Freshman Ryan Hinson was another lefthander the Tigers counted on out of the bullpen, finishing the season with a 4-0 record with one save and a 3.82 ERA.

P.J. Zocchi made 18 appearances, including seven starts. The sophomore righthander was 6-0 with a 2.81 ERA and struck out 66 in 67.1 innings pitched. He was one of the team's best pitchers in the postseason, as he started and finished on the mound in Clemson's run to the ACC Tournament title.

Sean Clark emerged as one of Clemson's go-to pitchers late in the season. The righty was the winning pitcher in the ACC Tournament Championship game as well as Clemson's first game in the NCAA Tournament. Clark, who made both all-tourney teams for the ACC Tournament and Clemson Regional, was the starting pitcher in the first game of the College World Series and finished with a 2-0 record and 2.50 ERA in 36.0 innings pitched.

Clemson had a .303 batting average and .380 on-base percentage in 2006. The Tigers smashed 80 homers, 20 triples, and 143 doubles, good for a .480 slugging percentage. They also set a school record with a .972 fielding percentage.

The running game picked up as well in 2006. The team stole 107 bases in 129 tries, led by Tyler Colvin's 23. Brad Chalk swiped 18 bases in 19 attempts, while Stan Widmann was a perfect 15-15.

Clemson returned eight position players from the 2005 squad that had a 43-23 record and finished one victory away from a trip to Omaha. Outfielders Travis Storrer, Colvin, and Chalk all started for the Tigers in 2005 and returned to lead a potent hitting attack during the 2006 season. Infielders Herman Demmink, Widmann, Taylor Harbin, and Andy D'Alessio also all returned as starters. Adrian Casanova performed the catching duties for the second straight season as well.

Colvin led Clemson offensively with a .356 batting average along with 13 homers and 70 RBIs. The junior hit safely in 27 of the last 28 games, including a 26-game hitting streak that ended against North Carolina in Omaha. Four other Tigers hit .307 or better, as Chalk finished at .353, Harbin .319, D'Alessio .312, and Widmann .307. Demmink hit .296 and newcomer Marquez Smith batted .291.

D'Alessio hit 23 homers with 85 RBIs and finished the season with a .648 slugging percentage. He led the nation in RBIs and tied for second in home runs. Twelve of his 23 home runs came in multi-homer games, as his six two-homer games were most in Tiger history. He was also named national player-of-the-week twice during the season.

Smith was the third Tiger to hit double-digits in homers, as he totaled 10 with 48 RBIs and shored

2006 Team Accomplishments

- Played in the NCAA Tournament for the 20th straight year. It is the third-longest streak in NCAA history, trailing only Miami (FL) (34) and Florida State (29).
- Won at least 39 games for the 21st straight season.
- Had a 17-game winning streak, tied for fourth-longest in Clemson history.
- Upped its current winning streak over Miami (FL) to seven and has won 11 games in a row over teams from the state of Florida.
- Won its last 16 home games.
- Won its last 13 ACC regular-season games.
- Won an ACC-record 24 conference games and captured the ACC Atlantic Division crown.
- Had a 15-0 ACC home record and upped its home ACC winning streak to 18 dating back to 2005.
- Finished in the top four in the ACC standings for the 13th time in 13 seasons under **Jack Leggett**.
- Captured the ACC Tournament title for the first time since 1994 and the ninth time in history.
- Played in a super regional for the sixth time in the eighth year of that format, tied for third-most in the nation.
- Advanced to the College World Series for the 11th time in school history and the fifth time in **Jack Leggett's** 13 seasons at Clemson.
- Finished ranked #5 in all three major polls and held the nation's #1 ranking for four weeks.
- Finished #1 in the final unofficial RPI, thanks to playing 41 (29-12 record) of its 69 games against NCAA Tournament teams.
- Had a 26-9 record (school record for wins and winning percentage) against top-25 ranked teams.
- Had a school-record and ACC-best .972 fielding percentage.
- Had a school-record 10 players selected in the Major League draft.
- Averaged 4,742 fans per home date, seventh-best in the nation and the highest figure in school history.

up the infield at third base with stellar defense during the second half of the season. Storrer missed the final 13 games of the season due to injury, but hit .321 with nine homers and 45 RBIs in 52 games. He was replaced in the postseason by freshman D.J. Mitchell, who hit .289 with 12 RBIs and eight steals, and was named to the All-ACC Tournament team.

Chalk continued to find a way to get on base, as he had a team-best .467 on-base percentage thanks to 41 walks and only 21 strikeouts. For the second straight season, he set the school record for sacrifice bunts in a season, this time with 21, second-most in the nation.

Both Colvin and D'Alessio were first-team All-Americans by NCBWA, while Cribb was a second-team All-American by **Collegiate Baseball**. Cribb and D'Alessio were both First-Team All-ACC selections, and Colvin and Berken made the second team. Jack Leggett also received ACC Coach-of-the-Year honors for the third time in 13 seasons at Clemson.

The talent showed during the draft when a school-record 10 players were taken, second-most in the nation. Seven Tigers were taken within the first 15 rounds, including Colvin in the first round with the #13 overall pick by the Cubs. It tied for the third-highest Tiger draft pick in school history.

Before the Tigers played a game, they found themselves ranked #1 by **Baseball America** after opening as high as #2 in the preseason polls. Clemson started the year with a three-game sweep of James Madison by a combined score of 17-2. The Tigers swept a doubleheader on opening day by scores of 8-1 and 3-0. Clemson won the final game of the first weekend 6-1.

2006 Starts By Position

Pitcher		Third Base	
# Player	GS	# Player	GS
18 Jason Berken	18	3 Herman Demmink	35
20 Stephen Faris	18	35 Marquez Smith	34
48 Josh Cribb	15		
Left Field			
# Player	GS		
47 David Kopp	7		
31 P.J. Zocchi	7		
43 Sean Clark	2		
45 Ryan Hinson	1		
22 Matt Vaughn	1		
Center Field			
# Player	GS		
8 Brad Chalk	68		
9 D.J. Mitchell	1		
Right Field			
# Player	GS		
5 Travis Storrer	51		
9 D.J. Mitchell	18		
Designated Hitter			
# Player	GS		
3 Herman Demmink	34		
35 Marquez Smith	24		
16 Ben Hall	7		
13 Alex Burg	2		
25 Jameson Smith	2		
Catcher			
# Player	GS		
29 Adrian Casanova	67		
30 Doug Hogan	2		
First Base			
# Player	GS		
24 Andy D'Alessio	69		
Second Base			
# Player	GS		
4 Taylor Harbin	62		
35 Marquez Smith	5		
16 Ben Hall	1		
23 Tanner Leggett	1		
Shortstop			
# Player	GS		
6 Stan Widmann	67		
4 Taylor Harbin	2		

Note: **Bold** denotes returning player; 53.6% of the starts return in 2007.



2006 Individual Honors

#18 Jason Berken • RHP • *Jr.

- Roger Clemens Award Watch List
- Second-Team All-ACC selection

#8 Brad Chalk • OF • So.

- All-ACC Tournament selection
- Clemson (SC) Regional All-Tournament selection

#43 Sean Clark • RHP • *^Gr.

- All-ACC Tournament selection
- Clemson (SC) Regional All-Tournament selection

#21 Tyler Colvin • OF/1B • Jr.

- Dick Howser Trophy Watch List
- First-Team All-American by **Baseball America**, NCBWA
- Second-Team All-American by ABCA
- First-Team All-Atlantic Region by ABCA
- Second-Team All-ACC selection
- ACC Tournament MVP
- All-ACC Tournament selection
- Clemson (SC) Regional All-Tournament selection
- National Player-of-the-Week by **Collegiate Baseball**
- Two-time ACC Player-of-the-Week

#48 Josh Cribb • RHP • *Gr.

- Brooks Wallace Award Watch List
- Roger Clemens Award Watch List
- Second-Team All-American by **Collegiate Baseball**
- Third-Team All-American by ABCA, NCBWA
- First-Team All-Atlantic Region by ABCA
- First-Team All-ACC selection
- ACC Pitcher-of-the-Week

#24 Andy D'Alessio • 1B • Jr.

- Dick Howser Trophy Semifinalist
- Brooks Wallace Award Semifinalist
- First-Team All-American by NCBWA, College Baseball Foundation
- Second-Team All-American by ABCA
- Third-Team All-American by **Baseball America**, **Collegiate Baseball**
- First-Team All-Atlantic Region by ABCA
- First-Team All-ACC selection
- Clemson (SC) Regional All-Tournament selection
- Two-time National Player-of-the-Week by **Collegiate Baseball**
- National Player-of-the-Week by NCBWA
- Two-time ACC Player-of-the-Week

#4 Taylor Harbin • 2B/SS • So.

- Brooks Wallace Award Watch List
- All-ACC Tournament selection
- Clemson (SC) Regional MVP
- Clemson (SC) Regional All-Tournament selection

#7 Jack Leggett • Head Coach • 13th Year

- ACC Coach-of-the-Year

#9 D.J. Mitchell • OF • Fr.

- All-ACC Tournament selection

#41 Daniel Moskos • LHP • So.

- USA National Team member
- Roger Clemens Award Watch List
- Bob Bradley Award (Tiger MVP in South Carolina series)

#46 Steve Richard • RHP • Jr.

- NCBWA Stopper-of-the-Year Award Watch List

#35 Marquez Smith • INF • Jr.

- All-ACC Tournament selection
- Clemson (SC) Regional All-Tournament selection
- National Player-of-the-Week by **Collegiate Baseball**
- Co-ACC Player-of-the-Week

#6 Stan Widmann • SS • So.

- Clemson (SC) Regional All-Tournament selection

Mercer visited Doug Kingsmore Stadium the following weekend, and the Tigers won two of three games. The Tigers hit the road for the first time the following weekend, playing single games at College of Charleston and South Carolina. Clemson shut out the Cougars 6-0, but lost to the #9 Gamecocks 6-2. The Tigers and Gamecocks met the following day in Clemson, as the Tigers evened the season series with a 6-4 win.

Clemson defeated William & Mary in a mid-week game before hosting #25 Kansas for a three-game series. The Tigers posted a 7-2 win in the opener before dropping a 6-5 decision in game-two. Clemson claimed the series with a 4-3 win over the NCAA Tournament-bound Jayhawks, as three Tiger pitchers allowed only four hits in the Sunday game.

After being swept at Virginia to start the ACC slate, Clemson returned home with an 11-6 record, but swept Elon in a midweek series by scores of 5-3 and 7-4 to begin a five-game winning streak. D'Alessio homered in each game to lead the Tigers.

The Tigers played host to #12 N.C. State for their first home ACC series of the year. In game-one, D'Alessio homered for the third straight game, as he hit a first-inning grand slam. Clemson jumped out to a 9-0 lead and held on for a 9-5 win. After a 4-2 win in game-two, the Tigers completed the sweep with a 6-2 win, led by 8.0 shutout innings from Faris.

Clemson traveled to Athens to take on #19 Georgia on March 28 and suffered a 12-11 defeat in 10 innings. The Tigers hit four homers, including two by D'Alessio, but Clemson could not hold off Georgia. The two teams met the following night in Clemson, as the Tigers scored six runs in the first two innings and defeated the Bulldogs 10-7.

The Tigers then traveled to #11 Miami (FL). In the Friday game, Casanova and Harbin each hit two-run homers in the fourth inning, and Moskos pitched 2.0 scoreless innings in the eighth and ninth innings, as Clemson won 8-6. The Tigers took game-two by a score of 6-2 thanks to D'Alessio's two homers. Clemson completed the sweep with a 14-1 runaway win, as the Tigers scored eight runs in the first inning and five runs in the fifth. It was Clemson's seventh straight win over the Hurricanes.

After an 8-6 loss to Western Carolina, the Tigers traveled to Columbia for the third game of the series with South Carolina. Chalk's two-out, run-scoring single in the seventh gave Clemson a 3-2 lead, and the Tigers held on for a 3-2 win. It was the Tigers' first win over a top-ranked team since 1999.

Maryland visited Doug Kingsmore Stadium for a three-game series from April 7-9. Cribb pitched a complete game to lead the Tigers to a 3-1 win in game-one. Storrer lifted a game-winning sacrifice fly to left field in the bottom of the 11th in game-two, as Clemson won 3-2. In the series-finale, the Tigers completed the sweep with a 15-7 win.

The Tigers won at Western Carolina 8-3 on April 11, then Clemson and South Carolina concluded their season series the following night. Clemson jumped out to a 10-1 lead after six innings and held on for a 10-5 win to take the season series 3-1. Moskos received the Bob Bradley Award as Clemson's MVP in the four-game series.

The Tigers then faced off against #10 Georgia Tech in Atlanta. In game-one, the Yellow Jackets erased a 6-0 deficit and tied the score in the sixth, but Casanova hit a two-out, RBI double in the eighth

to lift Clemson to a 7-6 win. Georgia Tech exploded offensively over the next two games to take the series, winning game-two 12-3 and game-three 22-4.

The Tigers suffered midweek losses at home to Winthrop and Furman, but Clemson got back to its winning ways in Chestnut Hill, MA with a 6-3 win over Boston College in game-one. The final two games of the series were part of a Saturday double-header, as the Eagles won the first game 3-2. Clemson picked up the series win with a 4-1 victory, as Berken and Hinson limited the Eagles to six hits.


The Tigers opened a series against Virginia Tech with an 11-2 win, as Clemson scored 10 runs in the first five innings. Smith hit two homers and had five RBIs in game-two, as the Tigers broke open a 5-4 game with a six-run seventh inning and won 11-4. Clemson completed the sweep with a 7-3 win, as Kopp allowed only two runs in 6.0 innings pitched.

After a week off for final exams, Clemson swept both games of a doubleheader at Duke by scores of 7-4 and 14-0. The Tigers completed the three-game sweep the following day with an 8-2 over the Blue Devils, as D'Alessio belted two homers, giving him three long balls in the series.

Clemson returned home to welcome #13 Florida State for a crucial series. Smith tied a school record with three doubles in the Tigers' 9-1 win. Colvin singled home Smith in the bottom of the 10th in game-two to give Clemson a 4-3 comeback win. The Tigers tied the score with two outs in the ninth on a run-scoring single by Casanova. Clemson completed the sweep with an 11-2 win, blasting three home runs against a Seminole pitching staff that entered the series fifth in the nation in ERA.

The #21 College of Charleston Cougars visited Clemson for a midweek game, and Zocchi pitched 8.2 scoreless innings, as the Tigers won a pitchers' duel 1-0.

The Tigers played host to Wake Forest in the final regular-season series of the year. Clemson totaled 25 hits, including seven homers, in a 26-1 rout of the Demon Deacons in the opener. It was the most runs scored by Clemson since 1979. The Tigers defeated Wake Forest 6-0 in game-two be-



Adrian Casanova's leadership behind the plate was valuable in the Tigers' postseason run to Omaha. He was also a big reason Clemson was sixth in the country in ERA.

hind 7.0 scoreless innings pitched from Cribb, as Clemson clinched the ACC regular-season title for the first time since 1995. The Tigers defeated the Demon Deacons 7-3 in the finale, as Clemson ended the regular season with a 43-13 overall record and 24-6 record in ACC play. The 24 conference wins eclipsed the former school record of 22 wins (2005).

Clemson and Wake Forest met again in the first round of the ACC Tourney in Jacksonville, FL. Smith and Harbin each had three hits apiece, as the Tigers won 13-1. In the second round against Georgia Tech, pinch-hitter Ben Hall hit a walkoff single in the ninth to score Harbin and give Clemson a 3-2 win, as the Tigers advanced to the bracket final.

The Yellow Jackets beat Clemson 8-7 in 10 innings in the third round to end the Tigers' 17-game winning streak and force a third game between the two in as many days. The 17-game winning streak tied for the fourth-longest in school history and was the longest since 1995. Clemson scored 10 runs in the ninth inning of the nightcap to break a 6-6 tie, held on to defeat Georgia Tech 16-11, and advanced to the championship game.

In the championship game, Clark pitched 8.0 innings and allowed only four hits to lead Clemson to an 8-4 win over N.C. State. It was the first start of Clark's career, as the righthander allowed just one run. Clemson won its first ACC Tournament title since 1994 and ninth overall. Colvin was named tourney MVP.

Clemson was tabbed as the #1 national seed entering the NCAA Tourney, and the Tigers were named one of 16 NCAA Regional hosts. It marked Clemson's 20th straight trip to the NCAA Tournament, a streak that is third-longest in NCAA history.

In the first game of the regional against UNC Asheville, Clark pitched 8.0 scoreless innings and allowed only three hits, as Clemson won 3-0 in a game that started on June 2, but was suspended in the first inning due to inclement weather, and completed on June 3.



Daniel Moskos had 10 saves and became a dominant closer in the latter stages of 2006.

In the winners' bracket game on the night of June 3, Harbin and D'Alessio hit back-to-back homers twice, as Clemson defeated Elon 13-3. It was the first time in history that the same pair of Tigers went deep back-to-back twice in the same game.

In the championship game, the Tigers rallied from a 5-4 deficit to defeat Mississippi State 8-6 and capture the regional title. Kopp picked up the win in relief, while Moskos faced the minimum in 2.2 innings pitched to record the save. Harbin had two of Clemson's 11 hits and was named regional MVP.

Clemson played host to Oral Roberts in the Clemson Super Regional, as the Tigers made their sixth super regional appearance in the eighth year of the format's existence. In game-one, Colvin hit a walkoff grand slam in the ninth inning to lift Clemson

to an 11-8 win on June 9. The Golden Eagles scored three runs in the ninth inning to take an 8-7 lead, but three straight singles with one out set up Colvin's dramatic homer. It was the first walkoff grand slam in school history and the second walkoff homer by a Tiger in an NCAA Tournament game.

In game-two, Clemson rallied from a 4-0 deficit, capped by a three-run eighth inning, to defeat Oral Roberts 6-5 to win the Clemson Super Regional and clinch the Tigers' 11th trip to the College World Series. Harbin hit a three-run homer in the fourth, and Widmann hit a two-out, two-run single to give Clemson its first lead of the game in the eighth.

Clemson and Georgia Tech met for the seventh time in 2006, as the two league foes were paired in game-one of the College World Series. The Tigers exploded for eight runs in the eighth inning to turn a 4-0 deficit into an 8-4 lead. The rally was highlighted by D'Alessio's three-run homer that gave Clemson a 6-4 lead. Moskos pitched a perfect ninth, and Clemson moved into the winner's bracket.

The Tigers met ACC Coastal Division Champion North Carolina for the first time in 2006. The Tar Heels blanked Clemson 2-0 despite a complete game by Faris. It was the first time in 130 games that the Tigers were shut out. Clemson then faced Cal State Fullerton in an elimination game, and fell to the Titans 7-6 despite having the tying-run on second base with no outs in the bottom of the ninth inning.

Clemson finished the season with a 53-16 record and #5 national ranking in all three major polls. The Tigers were especially tough at Doug Kingsmore Stadium, where they sported a 36-5 overall record and 15-0 mark against ACC teams. Clemson also ended the season with the nation's longest active home winning streak at 16 games.

For the third year in a row, Clemson set a home attendance record. Clemson averaged 4,742 fans in 39 home dates, well above the previous record of 4,049 fans per date in 2005.

2006 Final Polls

Baseball America				Collegiate Baseball				Sports Weekly					
Rk	School	W-L	Pvs	Rk	School	W-L	Pts	Pvs	Rk	School	W-L	Pts	Pvs
1.	Oregon State	50-16	4	1.	Oregon State	50-16	497	4	1.	Oregon State (40)	50-16	900	8
2.	North Carolina	54-15	5	2.	North Carolina	54-15	496	5	2.	North Carolina	54-15	864	9
3.	Cal State Fullerton	50-15	2	3.	Rice	57-13	493	1	3.	Rice	57-13	820	1
4.	Rice	57-13	1	4.	Cal State Fullerton	50-15	491	2	4.	Cal State Fullerton	50-15	794	3
5.	Clemson	53-16	3	5.	Clemson	53-16	490	3	5.	Clemson	53-16	747	2
6.	Georgia	47-23	6	6.	Miami (FL)	42-24	489	8	6.	Miami (FL)	42-24	695	24
7.	Georgia Tech	50-18	7	7.	Georgia	47-23	487	6	7.	Georgia Tech	50-18	686	4
8.	Miami (FL)	42-24	8	8.	Georgia Tech	50-18	485	7	8.	Georgia	47-23	661	12
9.	Oklahoma	45-22	9	9.	Alabama	44-21	482	9	9.	Alabama	44-21	544	6
10.	Alabama	44-21	10	10.	Oklahoma	45-22	479	10	10.	Mississippi	44-22	542	11
11.	Mississippi	44-22	11	11.	Mississippi	44-22	476	11	11.	Oklahoma	45-22	459	15
12.	Texas	41-21	12	12.	South Carolina	41-25	474	12	12.	Texas	41-21	401	5
13.	South Carolina	41-25	13	13.	College of Charleston	46-17	469	13	13.	College of Charleston	46-17	328	---
14.	College of Charleston	46-17	14	14.	Oral Roberts	41-16	468	14	14.	Virginia	47-15	326	7
15.	Nebraska	42-17	15	15.	Stanford	33-27	465	15	15.	Kentucky	44-17	302	13
16.	Virginia	47-15	16	16.	Missouri	35-28	462	16	16.	Stanford	33-27	296	---
17.	Oral Roberts	41-16	17	17.	Texas	41-21	452	17	17.	South Carolina	41-25	292	---
18.	Missouri	35-28	18	18.	Kentucky	44-17	450	18	18.	Nebraska	42-17	275	10
19.	Stanford	33-27	19	19.	Evansville	43-22	447	19	19.	Oral Roberts	41-16	262	---
20.	Kentucky	44-17	20	20.	Virginia	47-15	445	20	20.	Florida State	44-21	230	18
21.	Pepperdine	42-21	21	21.	Houston	39-22	443	21	21.	Missouri	35-28	221	---
22.	Fresno State	45-18	22	22.	Nebraska	42-17	441	22	22.	Arkansas	39-21	142	17
23.	Oklahoma State	41-20	23	23.	Oklahoma State	41-20	440	23	23.	Arizona State	37-21	141	14
24.	Houston	39-22	24	24.	Florida State	44-21	436	24	24.	Houston	39-22	130	16
25.	Wichita State	46-22	25	25.	Arkansas	39-21	434	25	25.	Pepperdine	42-21	104	20



2007 CLEMSON BASEBALL

**20 Consecutive NCAA
Tournament Appearances**



ClemsonTigers.com

ClemsonTigers.com

ClemsonTigers.com

ClemsonTigers.com

ClemsonTigers.com

ClemsonTigers.com

ClemsonTigers.com

ClemsonTigers.com

1

1

1

1

1

1

1

1

ClemsonTigers.com

ClemsonTigers.com

ClemsonTigers.com

ClemsonTigers.com

ClemsonTigers.com

ClemsonTigers.com

ClemsonTigers.com

ClemsonTigers.com

Game 5 • Mercer 3, Clemson 2

February 26, 2006 (Game 1) • Doug Kingsmore Stadium • Clemson, SC

In game-two (the first game of a doubleheader) on February 26, Mercer scored three unearned runs in the eighth inning for a 3-2 win over the #1 Tigers, breaking Clemson's 11-game home winning streak. **Jason Lowey** tied the score with a run-scoring single, then he along with **Tyler McCarty** scored on **Steve Karwatt's** two-run single. Clemson cut the Bear lead in half in the bottom of the eighth, but closer **Andrew Urena** struck out **Ben Hall** with the bases loaded to end the threat. The Tigers were 1-for-11 with two outs.

Mercer 3									Clemson 2								
(9-3)									(4-1)								
Player	AB	R	H	RBI	BB	SO	PO	A	Player	AB	R	H	RBI	BB	SO	PO	A
McCahill, 2B	5	0	2	0	0	1	1	1	Demmink, 3B	5	1	1	0	0	2	0	3
Renfro, CF	4	0	1	0	1	1	4	0	Chalk, CF	3	0	0	0	0	0	2	0
Barrett, DH/1B	4	0	1	0	0	0	1	2	Colvin, LF	4	1	3	1	0	1	0	0
Thompson, 1B/C	3	1	1	0	1	0	10	0	Storrier, RF	2	0	0	0	1	0	2	1
Armstrong, C	2	0	0	0	0	1	2	2	Mitchell, PR/RF	0	0	0	0	0	0	0	0
Einert, PH	0	0	0	0	1	0	0	0	M. Smith, 2B	2	0	0	0	1	1	0	2
Stuart, PR/C	0	0	0	0	0	0	0	1	D'Alessio, 1B	4	0	0	1	0	2	12	1
McCarty, PH	1	1	1	0	0	0	0	0	Hall, DH	4	0	0	0	0	1	0	0
Young, P	0	0	0	0	0	0	0	0	Widmann, SS	3	0	0	0	1	1	3	6
Urena, P	0	0	0	0	0	0	0	0	Casanova, C	2	0	0	0	1	0	8	1
Ja. Lowey, LF	4	1	1	1	0	0	5	0	J. Smith, PH	1	0	0	0	0	0	0	0
Karwatt, 3B	4	0	1	2	0	1	1	1									
Shaughnessy, SS	4	0	0	0	0	2	1	1									
Dortch, RF	4	0	3	0	0	1	2	0									
Totals	35	3	11	3	3	7	27	8	Totals	30	2	4	2	4	8	27	15

Score By Innings													R	H	E
Mercer	0	0	0	0	0	0	3	0	3	1	0		2	4	2
Clemson	1	0	0	0	0	0	1	0							

E - Chalk (1), Widmann (1). **DP** - Clemson 1. **LOB** - Mercer 8, Clemson 8. **2B** - Barrett (4), Colvin (1). **HBP** - M. Smith. **SH** - Chalk (2), Storrier (1). **CS** - Barrett (1).

Mercer									Clemson									
	IP	H	R	ER	BB	SO	AB	BF		IP	H	R	ER	BB	SO	AB	BF	
Barrett (L)	7.0	3	1	1	1	2	5	22	27	Faris (R)	5.2	4	0	0	3	5	20	23
Young (R)	0.2	1	1	1	1	0	3	3	4	Clyne (R)	1.1	1	0	0	0	1	5	5
Urena (R)	1.1	0	0	0	1	3	5	6		Moskos (L)	0.2	2	2	0	0	1	4	4
										Richard (R)	1.1	4	1	1	0	0	6	6
Totals	9.0	4	2	2	4	8	30	37	Totals	9.0	11	3	0	3	7	35	38	

Win - Barrett (2-0). **Loss** - Moskos (0-1). **Save** - Urena (4).

Umpires: HP - Brian Hale, 1B - Darion Padgett, 3B - Danny Everett

Start - 12:03 PM. **Finish** - 2:38 PM. **Time** - 2:35.

Game 7 • Clemson 6, College of Charleston 0

March 3, 2006 • Patriots Point Field • Mount Pleasant, SC

Three pitchers combined for a six-hit shutout in #1 Clemson's 6-0 win at College of Charleston in front of a record crowd of 3,122 fans at Patriots Point Field on March 3. **P.J. Zocchi** pitched 6.0 innings, allowing five hits and two walks with four strikeouts to earn the win. The Tigers scored two runs apiece in the fourth, fifth, and sixth innings, highlighted by **Travis Storrier's** two-run, opposite-field homer in the fourth.

Clemson 6									(6-1)									College of Charleston 0									(7-3)								
Player	AB	R	H	RBI	BB	SO	PO	A	Player	AB	R	H	RBI	BB	SO	PO	A	Player	AB	R	H	RBI	BB	SO	PO	A									
Demmink, 3B	4	1	2	1	1	0	0	2	Coker, RF	3	0	1	0	1	0	1	0	Kirkpatrick, C	1	0	0	0	0	0	3	0									
Chalk, CF	5	0	2	1	0	0	1	0	Marmol, SS	4	0	0	0	0	2	2	2	Lasater, 1B	2	0	0	0	0	2	9	0									
Harbin, 2B	5	0	1	0	1	0	3	0	Fridle, LF	4	0	1	0	0	1	2	0	Harrington, PH/1B	1	0	0	0	0	1	1	0									
Leggett, 2B	0	0	0	0	0	0	0	0	Campbell, 2B	3	0	1	0	1	0	0	2	Easterling, 3B	3	0	1	0	0	1	1	3									
Colvin, LF	3	1	1	0	1	0	0	0	Garabedian, C	3	0	1	0	0	0	4	1	Beliveau, DH	2	0	0	0	0	0	0	0									
Mitchell, PH/LF	1	0	0	0	0	1	0	0	Kirkpatrick, C	1	0	0	0	0	0	3	0	Maiden, PH/DH	0	0	0	0	0	0	0	0									
Storrier, RF	5	1	3	2	0	1	1	0	Lasater, 1B	2	0	0	0	0	2	9	0	Cobb, CF	2	0	1	0	0	0	4	0									
M. Smith, DH	4	0	0	0	0	2	0	0	Harrington, PH/1B	1	0	0	0	0	1	1	0	McCord, PH/CF	1	0	0	0	0	0	0	0									
J. Smith, PH/DH	1	0	0	0	0	0	0	0	Easterling, 3B	3	0	1	0	0	1	1	3	Totals	29	0	6	0	2	7	27	12									
D'Alessio, 1B	3	1	1	1	1	0	13	0	Beliveau, DH	2	0	0	0	0	0	0	0																		
Widmann, SS	3	1	0	0	1	1	3	4	Maiden, PH/DH	0	0	0	0	0	0	0	0																		
Casanova, C	2	1	0	0	0	0	8	1	Cobb, CF	2	0	1	0	0	0	4	0																		
									McCord, PH/CF	1	0	0	0	0	0	0	0																		
Totals	36	6	10	5	4	6	27	13	Totals	29	0	6	0	2	7	27	12																		

Score By Innings													R	H	E
Clemson	0	0	0	2	2	2	0	0	6	10	1		0	6	2
College of Charleston	0	0	0	0	0	0	0	0							

E - Zocchi (1), Campbell (4), Easterling (5). **DP** - Clemson 2. **LOB** - Clemson 9, College of Charleston 5. **2B** - Demmink (3), Chalk (2), Fridle (6), Cobb (3). **HR** - Storrier (1), D'Alessio (1). **HBP** - Casanova, Maiden. **SH** - Casanova (3).

Clemson									Charleston								
	IP	H	R	ER	BB	SO	AB	BF		IP	H	R	ER	BB	SO	AB	BF
Zocchi (R)	6.0	5	0	0	2	4	20	22	Godfrey (R)	5.0	7	6	6	3	2	22	26
Vaughn (R)	2.0	0	0	0	0	3	6	7	Monson (L)	1.0	1	0	0	0	0	3	4
Kopp (R)	1.0	1	0	0	0	0	3	3	Bessellieville (R)	1.0	1	0	0	0	1	3	3
									Shamrock (L)	1.0	0	0	0	1	1	4	5
									Goldberg (R)	1.0	1	0	0	0	2	4	4
Totals	9.0	6	0	0	2	7	29	32	Totals	9.0	10	6	6	4	6	36	42

Win - Zocchi (1-0). **Loss** - Godfrey (2-2).

Umpires: HP - Michael Guerry, 1B - Randy Hoback, 3B - Chuck Stewart

Start - 4:59 PM. **Finish** - 7:20 PM. **Time** - 2:21. **Attendance** - 3,122

Game 6 • Clemson 9, Mercer 4

February 26, 2006 (Game 2) • Doug Kingsmore Stadium • Clemson, SC

In game-three (the second game of a doubleheader) on February 26, #1 Clemson had 14 hits, including seven doubles, in a 9-4 win. Mercer took a 1-0 lead in the first, but Clemson answered with three runs in the bottom of the first. The Tigers broke the game open with four runs in the fifth, keyed by four doubles.

Mercer 4									(9-4)									Clemson 9									(5-1)								
Player	AB	R	H	RBI	BB	SO	PO	A	Player	AB	R	H	RBI	BB	SO	PO	A	Player	AB	R	H	RBI	BB	SO	PO	A									
McCahill, 2B	4	1	1	0	0	1	2	1	Demmink, 3B	4	2	2	0	0	0	1	3	J. Smith, PH/3B	1	0	1	0	0	0	0	0									
Renfro, CF	3	2	2	0	0	0	4	0	Chalk, CF	3	1	1	0	0	0	2	0	Mitchell, PH/CF	1	0	1	0	0	0	2	0									
Barrett, 1B	3	1	1	1	1	0	9	0	Colvin, LF	5	2	2	1	0	0	0	0	Storror, RF	4	0	0	0	0	1	2	0									
Thompson, C	4	0	1	0	0	0	3	0	M. Smith, 2B	3	1	1	2	0	0	2	5	Leggett, 2B	0	0	0	0	0	0	0	0									
Einert, DH	4	0	0	1	0	0	0	0	D'Alessio, 1B	4	2	3	3	0	1	14	0	Ingram, 1B	0	0	0	0	0	0	0	1									
Ja. Lowey, CF	3	0	0	1	0	1	2	0	Burg, DH	3	1	2	2	0	0	0	0	Widmann, SS	4	0	1	0	0	1	0	4									
Shaughnessy, SS	4	0	1	0	0	0	1	0	Casanova, C	3	0	0	0	0	0	3	0	Hogan, PH/C	0	0	0	1	0	0	0	0									
Karwatt, 3B	3	0	0	0	0	1	0	1	Totals	35	9	14	9	0	3	27	14	Totals	35	9	14	9	0	3	27	14									
Dortch, RF	3	0	0	0	0	0	3	0																											
Totals	31	4	6	3	1	3	24	5																											

Game 9 • Clemson 6, South Carolina 4

March 5, 2006 • Doug Kingsmore Stadium • Clemson, SC

Top-ranked Clemson scored three runs in the seventh inning, capped by **Marquez Smith's** two-out, two-run single to left field, to rally for a 6-4 win over #9 South Carolina on March 5.

South Carolina 4									(9-2)									Clemson 6									(7-2)								
Player	AB	R	H	RBI	BB	SO	PO	A	Player	AB	R	H	RBI	BB	SO	PO	A	Player	AB	R	H	RBI	BB	SO	PO	A									
Hurst, LF	4	0	0	0	0	0	1	0	Demmink, 3B	5	0	1	0	0	0	0	0	Demmink, 3B	5	0	1	0	0	0	0	0									
Campbell, CF	4	1	2	0	0	1	3	0	Chalk, CF	3	1	2	1	0	0	2	0	Chalk, CF	3	1	2	1	0	0	2	0									
Giesler, 3B/1B	3	1	2	1	1	0	3	3	Harbin, 2B	4	2	3	0	0	0	1	5	Harbin, 2B	4	2	3	0	0	0	1	5									
Grinestaff, DH	4	1	1	0	0	0	0	0	Colvin, LF	3	1	0	0	0	1	3	1	Colvin, LF	3	1	0	0	0	1	3	1									
Smoak, 1B	2	0	1	2	0	0	10	1	Storrier, RF	2	0	1	1	2	0	3	0	Storrier, RF	2	0	1	1	2	0	3	0									
Darnell, PR/3B	1	1	0	0	0	0	0	0	M. Smith, DH	3	0	1	2	0	0	0	0	M. Smith, DH	3	0	1	2	0	0	0	0									
Havens, SS	3	0	0	0	1	1	0	4	D'Alessio, 1B	4	0	0	0	0	1	11	0	D'Alessio, 1B	4	0	0	0	0	1	11	0									
C. Brown, 2B	3	0	0	0	1	0	2	4	Widmann, SS	4	2	2	0	0	1	4	3	Widmann, SS	4	2	2	0	0	1	4	3									
Stanley, RF	3	0	0	0	0	2	1	0	Casanova, C	3	0	0	1	0	0	3	1	Casanova, C	3	0	0	1	0	0	3	1									
An. Crisp, PH	1	0	0	0	0	0	0	0																											
Kline, C	2	0	0	0	0	0	2	0																											
Martin, PH	1	0	1	1	0	0	0	0																											
Paxton, C	0	0	0	0	0	0	1	0																											
Totals	31	4	7	4	3	4	24	13	Totals	31	6	10	5	2	3	27	12	Totals	31	6	10	5	2	3	27	12									

Score By Innings

	R	H	E
South Carolina	2	0	1
Clemson	0	0	1

E - Havens (3), Widmann (2), Casanova (1). **DP** - South Carolina 1, Clemson 3. **LOB** - South Carolina 4, Clemson 7. **2B** - Smoak (5), Harbin (2). **3B** - Widmann (1). **HBP** - Smoak, Colvin. **SH** - Chalk (4), M. Smith (1), Casanova (4). **SB** - Campbell (1).

South Carolina									Clemson								
	IP	H	R	ER	BB	SO	AB	BF		IP	H	R	ER	BB	SO	AB	BF
Beverly (L)	4.2	6	3	2	0	1	18	20	Faris (R)	6.1	5	4	3	0	3	23	24
Cisco (R)	0.2	1	0	0	1	0	2	4	Cribb (R)	0.2	1	0	0	1	1	3	4
Tucker (L)	0.1	0	0	0	0	0	1	1	Hinson (L)	0.2	1	0	0	1	0	2	3
Lambert (R)	1.0	2	2	2	0	1	5	5	Richard (R)	1.1	0	0	0	1	0	3	4
Farotto (L)	0.0	0	1	1	0	0	0	1									
Jeffords (R)	0.0	0	0	0	1	0	0	1									
Valdes-Fauli (R)	1.1	1	0	0	0	1	5	5									
Totals	8.0	10	6	5	2	3	31	37	Totals	9.0	7	4	3	3	4	31	35

Win - Cribb (3-0). Loss - Lambert (2-1). Save - Richard (2).

Umpires: HP - Jack Cox, 1B - Tony Maners, 3B - Tony Walsh

Start - 2:03 PM. Finish - 4:33 PM. Time - 2:30. Attendance - 5,617

Game 11 • Clemson 7, Kansas 2

March 10, 2006 • Doug Kingsmore Stadium • Clemson, SC

In game-one on March 10, **Josh Cribb** pitched 7.0 scoreless innings of one-hit ball to lead #2 Clemson to a 7-2 Tiger victory over #25 Kansas. **Cribb** threw just 69 pitches and did not allow a baserunner past first base. Clemson snapped Kansas' eight-game winning streak, as the Jayhawks totaled only five hits. The Tigers scored four runs in the first three innings to take control. **Taylor Harbin** and **Stan Widmann** each went 3-for-4 with an RBI, while **Herman Demmink** added two hits and two RBIs in the Tigers' 12-hit attack.

Kansas 2									(14-5)									Clemson 7									(9-2)																	
Player	AB	R	H	RBI	BB	SO	PO	A	Player	AB	R	H	RBI	BB	SO	PO	A	Player	AB	R	H	RBI	BB	SO	PO	A	Player	AB	R	H	RBI	BB	SO	PO	A									
Murphy, CF	4	0	1	2	0	0	2	1	Demmink, 3B	4	1	2	2	0	0	0	0	3	J. Smith, PH/3B	1	0	0	0	0	0	1	0	0	0	0	0	0	0	0										
Ri. Price, SS	4	0	1	0	0	1	2	4	Chalk, CF	4	0	0	0	0	0	0	2	Mitchell, CF	0	0	0	0	0	0	0	0	0	0	0	0	0	0	0	0	0									
Schweitzer, 1B/2B	3	0	0	0	1	0	9	1	Harbin, 2B	4	2	3	1	0	0	0	4	Leggett, 2B	0	0	0	0	0	0	0	0	0	0	0	0	0	0	0	0	0									
Milner, RF	4	0	1	0	0	0	0	0	Colvin, LF	4	0	1	0	0	0	1	1	Storrier, RF	3	0	1	1	1	1	1	1	0	0	0	0	0	0	0	0	0									
Allman, LF	4	0	0	0	0	1	3	0	M. Smith, DH	2	1	0	1	1	0	0	0	Hall, PH/DH	1	1	1	0	0	0	0	0	0	0	0	0	0	0	0	0	0									
Morrison, 3B	3	0	1	0	1	0	1	4	D'Alessio, 1B	3	1	1	0	0	1	12	0	Ingram, PH/1B	1	0	0	0	0	0	0	0	0	0	0	0	0	0	0	0	0									
Simpson, DH	3	1	1	0	0	1	0	0	Widmann, SS	4	1	3	1	0	0	2	4	Casanova, C	3	0	0	1	0	1	5	0	0	0	0	0	0	0	0	0	0	0								
P. Land, PH	1	0	0	0	0	0	0	0	Burg, PH/C	1	0	0	0	0	0	0	0	Totals	35	7	12	7	2	5	27	12	Totals	35	7	12	7	2	5	27	12	Totals	35	7	12	7	2	5	27	12
Afenir, C	2	1	0	0	1	1	4	1																																				
Berner, 2B	2	0	0	0	0	0	1	1																																				
Ellich, PH	1	0	0	0	0	0	0	0																																				
Kelling, 1B	0	0	0	0	0	0	2	0																																				
Totals	31	2	5	2	3	4	24	13																																				

Score By Innings

	R	H	E
Kansas	2	5	1
Clemson	7	12	0

E - Morrison (10). **DP** - Kansas 1, Clemson 1. **LOB** - Kansas 5, Clemson 6. **2B** - Murphy (6), Harbin (3). **SB** - Demmink (4), Colvin (4), Widmann 2 (3).

Kansas										Clemson									
Player	IP	H	R	ER	BB	SO	AB	BF		Player	IP	H	R	ER	BB	SO	AB	BF	
S. Land (L)	4.2	7	4	2	2	3	21	23		Cribb (R)	7.0	1	0	0	2	4	21	23	
McNamara (R)	2.1	3	2	2	0	1	9	9		Vaughn (R)	1.0	2	2	2	1	0	5	6	
Marks (L)	1.0	2	1	1	0	1	5	5		Martin (L)	1.0	2	0	0	0	0	5	5	
Totals	8.0	12	7	5	2	5	35	37		Totals	9.0	5	2	2	3	4	31	34	

Win - Cribb (4-0). Loss - S. Land (4-2).

Umpires: HP - Arthur Schmidt, 1B - Joe Conley, 3B - Danny Everett

Start - 4:05 PM. Finish - 6:34 PM. Time - 2:29. Attendance - 4,525

Game 10 • Clemson 10, William & Mary 5

March 8, 2006 • Doug Kingsmore Stadium • Clemson, SC

An eight-run eighth inning led #2 Clemson to a come-from-behind 10-5 win over William & Mary on March 8. The Tribe led the entire game, but **Andy D'Alessio** tied the score in the eighth on a three-run homer. Then Clemson, aided by three errors, scored five more runs in the frame to put the game away.

William & Mary 5									(5-9)									Clemson 10									(8-2)								
Player	AB	R	H	RBI	BB	SO	PO	A	Player	AB	R	H	RBI	BB	SO	PO	A	Player	AB	R	H	RBI	BB	SO	PO	A									
Juliano, CF/LF	4	0	0	0	0	1	4	0	Demmink, DH	3	1	1	0	2	0	0	0	Chalk, CF	2	2	0	0	3	1	3	0									
Lunardi, 3B/1B	4	1	1	0	0	0	5	2	Harbin, 2B	5	2	1	0	0	0	1	4	Colvin, LF	4	1	1	2	1	0	3	0									
Maliniak, LF	4	0	0	0	0	1	5	0	Storrier, RF	3	1	2	2	0	0	1	0	M. Smith, 3B	2	1	1	1	2	0	0	4									
Grieve, CF	0	0	0	0	0	0	0	0	D'Alessio, 1B	5	1	3	3	0	0	9	1	Widmann, SS	5	1	1	0	0	0	1	1									
Sexton, SS/3B	4	2	1	1	0	0	1	0	Casanova, C	1	0	0	0	0	0	3	1	McCraw, PH	0	0	0	0	1	0	0	0									
Sosonko, DH	4	1	1	0	0	2	0	2	Hogan, PH/C	2	0	0	0	0	1	5	1	Guez, RF	4	1	2	0	0	0	3	0									
Sheridan, 1B	3	0	0	0	0	1	3	0	Williamson, 2B	3	0	1	0	1	0	2	1	Mante, C	3	0	1	1	0	2	1	1									
Stanfield, SS	0	0	0	0	0	0	0	0	Nickle, PH	1	0	0	0	0	1	0	0	Totals	34	5	7	2	2	8	24	6									
McCraw, PH	0	0	0	0	1	0	0	0	Totals	32	10	10	8	8	2	27	12																		

Score By Innings

	R	H	E
William & Mary	2	1	0
Clemson	0	0	0

E - Sexton (6), Sosonko 2 (2), Harbin (1), M. Smith (1), Casanova (2). **DP** - William & Mary 1, Clemson 1. **LOB** - William & Mary 4, Clemson 10. **3B** - Sosonko (1). **HR** - Sexton (1), D'Alessio (2). **HBP** - Storrier, M. Smith. **SH** - Storrier (2), Hogan (1). **SB** - Sexton (6), Williamson (1), Demmink (3), Colvin 2 (3). **CS** - Guez (3).

William & Mary									Clemson								
	IP	H	R	ER	BB	SO	AB	BF		IP	H	R	ER	BB	SO	AB	BF
Knackstedt (R)	5.0	6	2	2	5	1	20	25	Kopp (R)	3.0	4	3	1	0	1	13	13
Morosky (R)	1.2	0	0	0	0	1	5	5	Clark (R)	3.0	3	2	1	1	4	12	13
Vernon (L)	0.1	0	2	2	1	0	1	3	Clyne (R)	2.0	0	0	0	0	2	6	6
Sosonko (L)	0.2	3	6	3	2	0	4	9	Moskos (L)	1.0	0	0	0	1	1	3	4
Roemaker (L)	0.1	1	0	0	0	0	2	2									
Totals	8.0	10	10	7	8	2	32	44	Totals	9.0	7	5	2	2	8	34	36

Game 13 • Clemson 4, Kansas 3

March 12, 2006 • Doug Kingsmore Stadium • Clemson, SC

In game-three on March 12, #2 Clemson scored two runs in the eighth inning, both on wild pitches, and hung on for a 4-3 victory over the #25 Jayhawks. **Erik Morrison** gave Kansas the lead with a two-run homer in the fifth inning, but **Herman Demmink's** run-scoring single in the seventh tied the score. Then **Don Czyz** threw two wild pitches that scored two different Tigers to give Clemson a 4-2 lead. The Tigers scored two runs in the eighth without the benefit of a hit. Kansas battled in the ninth, but closer **Steve Richard** struck out **Morrison** to end the game and earn the save. **Stephen Faris** struck out 10, while **Daniel Moskos** earned the win. Clemson outthrew the Jayhawks 11-4, including a 3-for-3 day by **Demmink**.

Kansas 3 (15-6)										Clemson 4 (10-3)									
Player	AB	R	H	RBI	BB	SO	PO	A		Player	AB	R	H	RBI	BB	SO	PO	A	
Murphy, CF	4	0	0	0	0	2	1	2		Demmink, 3B	3	0	3	2	1	0	0	0	
Ri. Price, SS	4	0	0	0	0	2	2	4		Chalk, CF	2	0	1	0	1	0	1	0	
Schweitzer, 2B	4	1	2	0	0	1	7	3		Harbin, 2B	4	0	0	0	0	1	1	4	
Milner, RF	3	0	0	0	1	2	1	0		Colvin, LF	3	0	1	0	1	2	0	0	
Allman, LF	4	1	1	1	0	1	0	0		Storrier, RF	4	0	2	0	0	0	2	0	
Morrison, 3B	4	1	1	2	0	2	0	1		Mitchell, PR/RF	0	1	0	0	0	0	1	0	
Simpson, DH	1	0	0	0	2	0	0	0		Hall, DH	3	1	1	0	0	0	0	0	
P. Land, 1B	3	0	0	0	0	3	7	0		D'Alessio, 1B	3	1	2	0	0	1	0	7	
Parzyk, C	2	0	0	0	1	0	6	1		Widmann, SS	3	0	0	0	0	1	2	2	
										Casanova, C	2	1	1	0	0	0	10	0	
										M. Smith, PH	1	0	0	0	0	1	0	0	
										Hogan, C	1	0	0	0	0	0	3	0	
Totals	29	3	4	3	4	13	24	15		Totals	29	4	11	2	4	5	27	8	

Score By Innings										R	H	E
Kansas	0	0	0	2	0	0	0	1		3	4	0
Clemson	0	0	0	1	0	1	2			4	11	0

DP - Kansas 1, Clemson 2. LOB - Kansas 3, Clemson 8. 2B - Schweitzer (2), D'Alessio (5). HR - Morrison (5). HBP - Hall. SH - Chalk (5), Widmann (1). CS - Hall (1).

Kansas									Clemson								
	IP	H	R	ER	BB	SO	AB	BF		IP	H	R	ER	BB	SO	AB	BF
Quick (R)	7.0	11	2	2	2	4	26	30	Faris (R)	7.0	3	2	2	2	10	22	24
Marks (L)	0.0	0	1	1	1	0	0	1	Moskos (L)	1.0	0	0	0	1	2	3	4
Hayakawa (R)	0.1	0	1	1	1	0	1	3	Richard (R)	1.0	1	1	1	1	1	4	5
D. Czyz (R)	0.2	0	0	0	0	0	1	2									
Totals	8.0	11	4	4	4	5	29	36	Totals	9.0	4	3	3	4	13	29	33

Win - Moskos (1-1). Loss - Marks (1-1). Save - Richard (3).

Umpires: HP - Randy Watkins, 1B - Arthur Schmidt, 3B - Thomas Price

Start - 1:05 PM. Finish - 3:40 PM. Time - 2:35. Attendance - 4,694

Game 15 • Virginia 2, Clemson 1

March 17, 2006 • UVa Baseball Stadium • Charlottesville, VA

In game-one, **Brandon Marsh's** walkoff sacrifice fly lifted Virginia to a 2-1 victory over the #2 Tigers on March 17. **Tim Henry** scored the winning run after he walked, stole second, and went to third on a throwing error by **Adrian Casanova** on the throw to second base. **Josh Cribb** struck out eight batters and allowed only one run in 5.2 innings, but did not factor in the decision. **Daniel Moskos** suffered the loss, as he allowed one unearned run and three hits in 2.2 innings pitched. Lefthanders **Sean Doolittle** and **Casey Lambert** limited Clemson to only four hits, including doubles by **Casanova** and **Andy D'Alessio**. Two of Clemson's four hits came in the first inning, including one on an RBI single by **Tyler Colvin** to plate **Herman Demmink**. **Demmink's** 10-game hitting streak came to an end, as he was 0-for-3 with a walk, a run scored, and a stolen base. The two Cavalier pitchers threw 15 fly-ball outs, compared to only two ground-ball outs, as the team totaled just two assists in the field. **Marsh** had both of the Cavalier RBIs, including a run-scoring double to tie the score 1-1 in the fifth inning. Virginia stranded 11 baserunners in the game as well.

Clemson 1 (11-4, 0-1 ACC)										Virginia 2 (17-4, 2-2 ACC)									
Player	AB	R	H	RBI	BB	SO	PO	A		Player	AB	R	H	RBI	BB	SO	PO	A	
Demmink, 3B	3	1	0	0	1	1	1	1		Henry, CF	4	1	2	0	1	2	4	0	
Chalk, CF	4	0	0	0	0	0	3	0		Marsh, RF	4	0	2	2	0	1	2	0	
Harbin, 2B	4	0	1	0	0	0	3	2		Doolittle, DH	2	0	1	0	2	0	0	0	
Colvin, LF	4	0	1	1	0	1	1	0		Adams, 2B	4	0	1	0	0	0	1	0	
Storrier, RF	4	0	0	0	0	1	0	0		Guyer, 2B	3	0	0	0	0	1	1	0	
M. Smith, DH	4	0	0	0	0	1	0	0		Farrell, 3B	4	0	0	0	0	3	2	1	
D'Alessio, 1B	3	0	1	0	0	1	9	0		Hagan, 1B	3	0	1	0	1	1	3	0	
Widmann, SS	3	0	0	0	0	3	1	4		Seabury, C	3	0	0	0	1	1	10	0	
Casanova, C	3	0	1	0	0	2	7	2		Miclat, SS	4	1	1	0	0	0	4	1	
Totals	32	1	4	1	1	10	25	11		Totals	31	2	8	2	5	9	27	2	

Score By Innings										R	H	E
Clemson	1	0	0	0	0	0	0	0		1	4	1
Virginia	0	0	0	1	0	0	0	1		2	8	1

E - Casanova (4), Farrell (4). LOB - Clemson 5, Virginia 11. 2B - D'Alessio (6), Casanova (2), Marsh (4), Adams (3), Miclat (3). HBP - Guyer. SF - Marsh (1). SB - Demmink (5), Henry (6), Hagan (2).

Clemson										Virginia									
Player	IP	H	R	ER	BB	SO	AB	BF		Player	IP	H	R	ER	BB	SO	AB	BF	
Cribb (R)	5.2	5	1	1	2	8	21	24		Doolittle (L)	8.0	4	1	1	1	9	29	30	
Moskos (L)	2.2	3	1	0	3	1	10	14		Lambert (L)	1.0	0	0	0	0	1	3	3	
Totals	8.1	8	2	1	5	9	31	38		Totals	9.0	4	1	1	1	10	32	33	

Win - Lambert (1-1). Loss - Moskos (1-2).

Umpires: HP - Tony Maners, 1B - Junior Creech, 3B - Rick Darby

Start - 4:59 PM. Finish - 7:30 PM. Time - 2:31. Attendance - 1,304

Game 14 • Clemson 10, Gardner-Webb 5

March 15, 2006 • Doug Kingsmore Stadium • Clemson, SC

Gardner-Webb 5 (9-9)										Clemson 10 (11-3)									
Player	AB	R	H	RBI	BB	SO	PO	A		Player	AB	R	H	RBI	BB	SO	PO	A	
Cooke, DH	3	1	0	0	1	1	0	0		Demmink, 3B	3	2	2	3	1	0	1	2	
McCann, 1B	3	1	0	0	1	0	6	1		J. Smith, 3B	0	0	0	0	1	0	0	0	
Lalli, C	4	3	3	4	0	0	5	1		Chalk, CF	4	0	2	0	0	0	1	0	
Maloney, RF	4	0	1	1	0	2	4	1		Ingram, PH/RF	1	0	0	0	0	0	1	0	
Higginson, 3B	4	0	1	0	0	1	0	2		Harbin, 2B	4	2	2	2	0	0	1	1	
Crockett, CF	2	0	0	0	1	1	4	0		Hall, 2B	0	0	0	0	1	0	0	2	
Ahearn, CF	1	0	0	0	0	0	1	0		Colvin, LF	5	0	1	1	0	1	1	0	
Drewery, SS	3	0	0	0	0	1	2	1		Storrier, RF	1	1	1	0	1	0	0	0	
B. Miller, PH	1	0	0	0	0	0	0	0		Mitchell, PR/RF/CF	3	0	0	0	0	1	0	0	
MacDonald, LF	2	0	1	0	0	1	0	0		M. Smith, DH	4	1	2	2	0	0	0	0	
Testa, LF	2	0	0	0	0	0	0	0		Burg, PH/DH	1	0	0	0	0	1	0	0	
Johnson, 2B	2	0	0	0	0	0	1	3		D'Alessio, 1B	5	2	3	0	0	1	11	1	
Rizzuto, 2B	1	0	0	0	0	0	1	0		Widmann, SS	4	1	1	1	0	1	4	3	
										Casanova, C	2	1	2	1	0	0	5	0	
										Hogan, C	2	0	1	0	0	1	1	1	
Totals	32	5	6	5	3	7	24	10		Totals	39	10	17	10	4	6	27	12	

Score By Innings										R	H	E
Gardner-Webb	0	0	3	0	0	1	0	1	0	5	6	1
Clemson	1	6	1	0	1	1	0	0	0	10	17	0

E - Campbell (2). DP - Gardner-Webb 1, Clemson 1. LOB - Gardner-Webb 3, Clemson 9. 2B - Lalli (5), MacDonald (2), Harbin 2 (5), Colvin (3). HR - Lalli 2 (5), Demmink (1), M. Smith (2). SB - Chalk (1), D'Alessio (1). CS - Harbin (1).

Gardner-Webb										Clemson									
Player	IP	H	R	ER	BB	SO	AB	BF		Player	IP	H	R	ER	BB	SO	AB	BF	
Campbell (L)	1.2	9	7	7	1	1	13	14		Kopp (R)	3.0	1	3	3	3	4	10	13	
Tafazzoli (R)	3.1	5	2	2	1	2	14	15		Fiorenza (R)	1.0	0	0	0	0	1	3	3	
Kamppi (R)	2.0	3	1	1	2	2	9	11		Clark (R)	1.0	1	0	0	0	0	4	4	
Thomas (R)	0.2	0	0	0	0	1	2	2		Hinson (L)	1.0	2	1	1	0	2	5	5	
Cogdill (L)	0.1	0	0	0	0	0	1	1		Allen (R)	1.0	0	0	0	0	0	3	3	
										Vaughn (R)	1.0	2	1	1	0	0	4	4	
										Howard (R)	1.0	0	0	0	0	0	3	3	
Totals	8.0	17	10	10	4	6	39	43		Totals	9.0	6	5	5	3	7	32	35	

Win - Kopp (1-0). Loss - Campbell (1-2).

Umpires: HP - David Savage, 1B - Mike Mazzarisi, 3B - Ed Haggray

Start - 4:01 PM. Finish - 6:25 PM. Time - 2:24. Attendance - 3,570

Game 16 • Virginia 10, Clemson 2

March 18, 2006 • UVa Baseball Stadium • Charlottesville, VA

In game-two, Virginia scored nine runs with two outs in the sixth inning to defeat #2 Clemson 10-2 on March 18. Virginia put together six singles and three walks with two outs and the score tied in the sixth inning to put the game out of reach. Clemson also committed three errors in the frame. The Cavaliers outthrew Clemson 15-7, as all 15 of their hits were singles, led by **Brandon Guyer** and **Tom Hagan** with three hits apiece. Freshman **Jacob Thompson** allowed two runs on six hits to earn the win, while **Jason Berken** suffered the loss. **Brad Chalk** and **Tyler Colvin** had two hits apiece for the Tigers. **Drew Fiorenza** pitched 2.0 scoreless innings in relief with two strikeouts, allowing only one hit.

Clem

Game 17 • Virginia 7, Clemson 4

March 19, 2006 • UVa Baseball Stadium • Charlottesville, VA

In game-three, Virginia rallied from a 4-1 deficit to defeat #2 Clemson 7-4 on March 19. The Cavaliers tied the score 4-4 in the seventh inning thanks to **Brandon Guyer's** two-run single, then took the lead with three runs in the eighth, highlighted by **Tim Henry's** run-scoring single up the middle. Clemson built its lead thanks to a two-run single by **Adrian Casanova** in the second inning and a two-run homer over the fence in centerfield by **Tyler Colvin** in the third inning. Virginia outhit Clemson 14-6, led by **Brandon Marsh's** four hits and three runs scored. **Colvin** and **Stan Widmann** had two hits apiece for the Tigers. Clemson turned three double plays in the first four innings as well.

Clemson 4									Virginia 7								
(11-6, 0-3 ACC)									(19-4, 4-2 ACC)								
Player	AB	R	H	RBI	BB	SO	PO	A	Player	AB	R	H	RBI	BB	SO	PO	A
Demmink, 3B	5	0	0	0	0	2	0	1	Henry, CF	5	1	2	1	0	1	1	0
Chalk, CF	2	1	0	0	2	1	3	0	Marsh, RF	5	3	4	1	0	0	1	0
Harbin, 2B	4	0	0	0	0	0	0	3	Doolittle, 1B	2	0	1	0	2	1	8	1
Colvin, LF	4	1	2	2	0	1	4	0	Adams, 2B	4	1	2	1	0	0	2	1
Storrier, RF	4	0	1	0	0	2	0	0	Guyer, LF	4	0	2	2	0	1	2	0
Mitchell, PR/RF	0	0	0	0	0	0	1	0	Hagan, DH	4	0	2	0	0	0	0	0
Hall, DH	3	1	0	0	1	1	0	0	Farrell, 3B	3	0	1	1	0	0	1	1
D'Alessio, 1B	4	0	0	0	0	1	6	0	Seabury, C	3	1	0	0	0	1	9	1
Widmann, SS	3	1	2	0	0	0	1	2	Miclat, SS	2	1	0	0	1	1	2	4
M. Smith, PH	1	0	0	0	0	1	0	0									
Casanova, C	2	0	1	2	1	0	5	0									
Burg, PH	1	0	0	0	0	0	0	0									
Totals	33	4	6	4	4	9	24	9	Totals	32	7	14	6	3	5	27	9

Score By Innings

	R	H	E
Clemson	0	2	2
Virginia	1	0	0

E - Mitchell (1), Farrell (5). **DP** - Clemson 3, Virginia 1. **LOB** - Clemson 6, Virginia 10. **2B** - Widmann (1) Doolittle (3). **3B** - Marsh (2). **HR** - Colvin (5). **HBP** - Doolittle, Guyer, Seabury. **SH** - Adams (2), Miclat (2). **SF** - Farrell (3). **SB** - Widmann (4). **CS** - Mitchell (1).

Clemson									Virginia								
IP	H	R	ER	BB	SO	AB	BF		IP	H	R	ER	BB	SO	AB	BF	
Faris (R)	6.1	9	4	4	2	5	23	29	Ballard (L)	5.2	5	4	4	3	6	23	26
Moskos (L)	1.1	2	2	2	1	0	5	8	Schwimer (R)	2.0	1	0	0	1	1	6	7
Richard (R)	0.1	3	1	1	0	0	4	4	Lambert (L)	1.1	0	0	0	0	2	4	4
Totals	8.0	14	7	7	3	5	32	41	Totals	9.0	6	4	4	4	9	33	37

Win - Lambert (2-1). **Loss** - Moskos (1-3).

Umpires: HP - Rick Darby, 1B - Tony Maners, 3B - Junior Creech

Start - 1:04 PM. **Finish** - 3:48 PM. **Time** - 2:44. **Attendance** - 1,879

Game 19 • Clemson 7, Elon 4

March 22, 2006 • Doug Kingsmore Stadium • Clemson, SC

In game-two on March 22, #10 Clemson managed just three hits, but capitalized on five Elon errors and seven walks in a 7-4 victory. Clemson scored five runs in the first four innings on only two hits, then **Andy D'Alessio** gave the Tigers a three-run cushion with a towering two-run homer in the seventh inning. Freshman lefty **Alex Martin** pitched 3.1 shutout innings in relief to earn his first career win, while **Matt Vaughn**, **Steve Richard**, and **Daniel Moskos** pitched the final 4.0 innings without allowing a run to close out the game. **Moskos** also picked up his first career save. Clemson stole three bases and did not commit an error as well.

Elon 4									(17-8)									Clemson 7									(13-6)								
Player	AB	R	H	RBI	BB	SO	PO	A		Player	AB	R	H	RBI	BB	SO	PO	A		Player	AB	R	H	RBI	BB	SO	PO	A							
Jobe, 2B	4	1	1	1	1	0	2	3		Demmink, 3B	3	1	1	0	2	1	0	1		Chalk, CF	2	1	0	0	1	0	0	0							
Weaver, 3B	3	0	0	0	1	1	0	2		Harbin, 2B	3	1	0	1	0	0	0	2		Colvin, LF	3	0	0	0	1	0	3	0							
Price, LF	5	0	2	1	0	1	5	0		D'Alessio, 1B	4	1	1	3	0	0	9	0		Burg, DH	3	1	0	0	1	0	0	0							
Vasami, 1B	4	0	0	0	0	0	9	2		Widmann, SS	3	1	1	1	1	0	1	5		Mitchell, RF	4	0	0	0	0	0	4	0							
Rodebaugh, DH	2	0	0	0	0	1	0	0		Hogan, C	3	1	0	1	0	0	7	0		Casanova, C	0	0	0	0	1	0	1	0							
R. Radford, PH/DH	2	0	1	0	0	0	0	0																											
Rembert, RF/C	3	1	1	0	1	0	1	0																											
Irvine, C	2	0	0	0	0	2	0	0																											
Bennett, PH/SS	1	0	0	0	1	0	0	2																											
Snyder, SS/CF	3	1	0	0	1	1	0	2																											
Addison, CF/RF	3	1	1	0	1	2	4	0																											
Totals	32	4	6	2	6	8	24	11		Totals	28	7	3	6	7	1	27	10																	

Score By Innings

	R	H	E
Elon	1	3	0
Clemson	2	1	1

E - Weaver (4), Rembert (2), Irvine 2 (3), Bors (1). **LOB** - Elon 8, Clemson 7. **2B** - Jobe (6). **HR** - D'Alessio (4). **HBP** - Chalk. **SH** - Weaver (4), Chalk (6). **SF** - Harbin (1). **SB** - Demmink (8), Colvin (6), Burg (1).

Elon									Clemson								
IP	H	R	ER	BB	SO	AB	BF		IP	H	R	ER	BB	SO	AB	BF	
Bors (R)	1.2	0	3	1	3	0	5	10	Zocchi (R)	1.2	2	4	4	4	3	6	11
Lewter (L)	4.2	3	4	2	3	0	18	22	Martin (L)	3.1	4	0	0	0	1	14	14
Tilley (R)	1.0	0	0	0	0	0	3	3	Vaughn (R)	2.0	0	0	0	0	3	6	6
Porter (R)	0.2	0	0	0	1	1	2	3	Richard (R)	1.0	0	0	0	1	0	3	4
									Moskos (L)	1.0	0	0	0	1	1	3	4
Totals	8.0	3	7	3	7	1	28	38	Totals	9.0	6	4	4	6	8	32	39

Win - Martin (1-0). **Loss** - Lewter (0-1). **Save** - Moskos (1).

Umpires: HP - Mike Mazzarisi, 1B - Danny Everett, 3B - Steve Manders

Start - 4:05 PM. **Finish** - 6:38 PM. **Time** - 2:33. **Attendance** - 3,136

Game 18 • Clemson 5, Elon 3

March 21, 2006 • Doug Kingsmore Stadium • Clemson, SC

In game-one on March 21, freshman lefthander **Ryan Hinson** pitched 5.0 solid innings in relief to lead #10 Clemson to a 5-3 victory over Elon. **Hinson** earned his first career win by pitching the final 5.0 innings, allowing only one run on two hits (both with two outs in the ninth inning) while striking out six. Five different Tigers had at least two hits, including **Herman Demmink**, **Brad Chalk**, **Tyler Colvin**, **Andy D'Alessio**, and **Stan Widmann**. **D'Alessio**, who had a three-run home run in the third inning that put Clemson ahead for good. The Tigers also stole five bases, including two by **Demmink**. Starter **David Kopp** pitched 4.0 innings, allowing six hits and two runs (one earned), but did not factor in the decision. Clemson snapped its three-game losing streak and Elon's six-game winning streak with the victory.

Elon 3									(17-7)									Clemson 5									(12-6)								
Player	AB	R	H	RBI	BB	SO	PO	A		Player	AB	R	H	RBI	BB	SO	PO	A		Player	AB	R	H	RBI	BB	SO	PO	A							
Jobe, 2B	4	0	2	0	1	0	2	5		Demmink, 3B	4	1	2	0	1	0	1	3		Chalk, CF	4	1	2	1	0	0	2	0							
Weaver, 3B	5	0	2	0	0	1	1	0		Harbin, 2B	4	1	1	0	0	0	0	3	1		Colvin, LF	3	1	2	1	1	0	3	1						
Price, LF	4	1	0	0	0	0	1	0												D'Alessio, 1B	4	1	2	3	0	0	0	9	0						
Vasami, 1B	3	0	1	0	1	1	8	0		Smith, DH	4	0	1	0	0	1	0	0		Widmann, SS	4	0	2	0	0	0	0	5							
Rodebaugh, DH	3	1	1	0	1	1	0	0												Mitchell, RF	3	0	1	0	0	0	2	0							
Rembert, RF	3	0	1	1	1	1	5	0		Casanova, C	4	0	0	0	0	2	7	1																	
Irvine, C	3	0	0	0	0	1	2	2																											
R. Radford, PH	1	0	0	0	0	0	0	0																											
Bennett, SS	3	0	0	1	0	2	2	4																											
Addison, CF	4	1	1	1	0	0	3	0																											
Totals	33	3	8	3	4	7	24	13		Totals	34	5	13	5	2	3	27	12																	

Score By Innings

	R	H	E
Elon	1	0	0
Clemson	0	0	4

E - Widmann (5). **DP** - Elon 1, Clemson 1. **LOB** - Elon 8, Clemson 8. **2B** - Chalk (3), Colvin (5), Widmann (2). **HR** - Addison (2). **D'Alessio** (3). **SH** - Mitchell (1). **SF** - Bennett (2). **SB** - Demmink 2 (7), Chalk (2), Colvin (5), Mitchell (1). **CS** - Jobe (2), Colvin (1).

Elon									Clemson								
	IP	H	R	ER	BB	SO	AB	BF		IP	H	R	ER	BB	SO	AB	BF
Hensley (R)	5.2	10	5	5	2	1	25	28	Kopp (R)	4.0	6	2	1	2	1	17	20
Blystone (L)	0.1	1	0	0	0	0	2	2	Hinson (L)	5.0	2	1	1	2	6	16	18
Ebert (L)	0.1	1	0	0	0	0	2	2									
Regan (R)	1.2	1	0	0	0	2	5	5									
Totals	8.0	13	5	5	2	3	34	37	Totals	9.0	8	3	2	4	7	33	38

Win - Hinson (1-0). **Loss** - Hensley (0-3).

Umpires: HP - Danny Everett, 1B - Steve Manders, 3B - Tony Thompson

Start - 7:20 PM. **Finish** - 9:52 PM. **Time** - 2:32. **Attendance** - 2,908

Game 20 • Clemson 9, N.C. State 5

March 24, 2006 • Doug Kingsmore Stadium • Clemson, SC

In game-one, #10 Clemson scored nine runs in the first two innings and held on for a 9-5 win over #12 N.C. State on March 24. **Andy D'Alessio** hit a grand slam in the first inning, as the Tigers totaled 11 of their 12 hits in the first two innings. The Wolfpack chipped away with two runs in the fifth inning and three runs in the sixth inning, but **Alex Martin** shut the door with 3.0 hitless and scoreless innings in relief. **Steve Richard** also struck out the only batter he faced and picked up the save. **Josh Cribb** pitched 5.1 innings with eight strikeouts to earn the win. **Herman Demmink**, **Taylor Harbin**, **D'Alessio**, and **Stan Widmann** all had two hits apiece of the Tigers, while **Matt Camp** led the Wolfpack with three hits and two runs scored. N.C. State stranded 12 runners on base, including at least one in every inning, and struck out 13 times in the game.

N.C. State 5 (21-6, 5-2 ACC)										Clemson 9 (14-6, 1-3 ACC)			
------------------------------	--	--	--	--	--	--	--	--	--	---------------------------	--	--	--

Game 21 • Clemson 4, N.C. State 2

March 25, 2006 • Doug Kingsmore Stadium • Clemson, SC

In game-two, #10 Clemson scored four runs in the fourth inning to come away with a 4-2 win over #25 N.C. State on March 25. Triples by **Brad Chalk** and **Tyler Colvin** along with a double by **Taylor Harbin** to lead off the fourth sparked the rally. After scoring two runs in the eighth, N.C. State threatened in the ninth, but **Matt Camp**, the potential tying run, was thrown out by **Chalk** (after rounding second base too far after **Jon Still** singled) to end the game. **Jason Berken** allowed just five runs and one earned run in 7.0 innings pitched to record the win, while **Daniel Moskos** pitched 2.0 scoreless innings to pick up the save.

N.C. State 2									Clemson 4								
(21-7, 5-3 ACC)									(15-6, 2-3 ACC)								
Player	AB	R	H	RBI	BB	SO	PO	A	Player	AB	R	H	RBI	BB	SO	PO	A
Camp, CF	3	1	0	0	2	0	2	0	Demmink, 3B	4	0	1	0	0	2	0	2
Hubbard, LF	3	1	0	0	1	1	1	0	Chalk, CF	4	1	1	0	0	1	2	1
Still, PH	1	0	1	0	0	0	0	0	Harbin, 2B	3	1	1	1	0	1	7	5
Bates, 1B	3	0	1	0	1	1	5	3	Colvin, LF	4	1	1	1	0	0	0	1
Cone, DH	2	0	0	0	0	1	0	0	D'Alessio, 1B	4	0	1	0	0	2	12	0
Pond, PH	0	0	0	1	1	0	0	0	Hall, DH	1	1	1	1	2	0	0	0
M. Jones, PR/DH	0	0	0	0	0	0	0	0	Storrier, PH/DH	1	0	0	0	0	0	0	0
Corona, 2B	3	0	1	1	0	0	1	2	Widmann, SS	2	0	0	0	1	1	1	2
Aragon, RF	4	0	1	0	0	1	1	0	Mitchell, RF	3	0	1	1	0	1	1	0
Mangini, 3B	4	0	2	0	0	0	1	0	Casanova, C	3	0	0	0	0	1	4	1
Mangum, C	3	0	0	0	0	1	8	1									
Diaz, SS	4	0	0	0	0	0	4	1									
Totals	30	2	6	2	5	5	24	10	Totals	29	4	7	4	3	9	27	14

Score By Innings

	R	H	E
N.C. State	0	0	0
Clemson	0	4	0

E - Demmink 2 (6), Widmann (6). DP - Clemson 2. LOB - N.C. State 9, Clemson 5. 2B - Harbin (6). 3B - Chalk (2), Colvin (1). HBP - Cone, Harbin. SH - Mangum (6). SF - Corona (5). SB - Corona (3), Chalk (3). CS - Hall (2).

N.C. State	IP	H	R	ER	BB	SO	AB	BF	Clemson	IP	H	R	ER	BB	SO	AB	BF
Surkamp (L)	5.2	6	4	4	3	7	21	25	Berken (R)	7.0	5	2	1	3	5	25	30
Brookens (R)	2.0	0	0	0	0	2	6	6	Moskos (L)	2.0	1	0	0	2	0	5	8
Engle (L)	0.0	1	0	0	0	0	1	1									
McLaurin (R)	0.1	0	0	0	0	0	1	1									
Totals	8.0	7	4	4	3	9	29	33	Totals	9.0	6	2	1	5	5	30	38

Win - Berken (3-2). Loss - Surkamp (2-1). Save - Moskos (2).

Umpires: HP - Scott Graham, 1B - Bruce Ravan, 3B - Jack Cox

Start - 7:03 PM. Finish - 9:35 PM. Time - 2:32. Attendance - 3,914

Game 23 • Georgia 12, Clemson 11 (10 Innings)

March 28, 2006 • Foley Field • Athens, GA

Josh Morris' walkoff single with two outs in the 10th inning lifted #19 Georgia to a 12-11 win over #9 Clemson in Athens on March 28. The wild contest featured 23 runs, 32 hits, four Clemson homers, and four costly Tiger errors. The back-and-forth game saw Clemson take a 5-3 lead after trailing 3-0 thanks to homers by **Andy D'Alessio** and **Marquez Smith**. D'Alessio later added another home run, while **Tyler Colvin** hit a three-run homer in the seventh. Every Tiger starter had at least one hit.

Clemson 11									(16-7)									Georgia 12									(18-5)								
Player	AB	R	H	RBI	BB	SO	PO	A		Player	AB	R	H	RBI	BB	SO	PO	A		Player	AB	R	H	RBI	BB	SO	PO	A							
Demmink, DH	6	2	2	0	0	1	0	0		Side, CF	6	1	2	1	0	2	2	0		Beckham, SS	6	1	1	0	0	1	1	5							
Chalk, CF	2	2	1	0	1	0	3	0		Felmy, RF	6	3	3	1	0	0	3	0		Robbins, DH	4	1	1	1	2	1	0	0							
Harbin, 2B	4	0	1	3	0	0	3	4		Jacobs, C	4	2	4	2	1	0	5	0		Wyatt, LF	4	2	2	0	0	1	3	0							
Colvin, LF	5	2	3	3	0	0	0	0		Olson, PH	0	0	0	0	0	0	0	0		Cannady, PH/LF	2	0	0	0	0	0	2	0							
D'Alessio, 1B	5	3	3	3	0	1	11	0		Morris, 1B	5	1	2	2	1	1	14	0		Peisel, 3B	5	1	2	0	0	1	0	0							
M. Smith, 3B	5	1	1	2	0	1	0	4		Dunn, 2B	5	0	0	1	0	2	2	2																	
Storrier, RF	3	0	1	0	0	0	0	0																											
Mitchell, RF	2	0	0	0	0	0	1	0																											
Widmann, SS	4	0	1	0	1	1	0	3																											
Casanova, C	5	1	2	0	0	1	10	0																											
Ingram, PR	0	0	0	0	0	0	0	0																											
Hogan, C	0	0	0	0	0	0	1	0																											
Totals	41	11	15	11	2	5	29	13		Totals	47	12	17	8	4	11	30	12																	

Score By Innings

	R	H	E
Clemson	0	2	1
Georgia	3	0	0

E - Colvin (1), Widmann 2 (8), Casanova (6). DP - Clemson 1. LOB - Clemson 5, Georgia 11. 2B - Demmink 2 (7), Harbin (7), Casanova (4), Side (7), Robbins (7), Jacobs (7). HR - Colvin (6), D'Alessio 2 (7), M. Smith (3). SH - Chalk 2 (9). SF - Harbin (2), Jacobs (3). SB - Morris (1), Peisel (1). CS - Colvin (2).

Clemson	IP	H	R	ER	BB	SO	AB	BF	Georgia	IP	H	R	ER	BB	SO	AB	BF
Kopp (R)	5.1	9	7	6	1	6	24	26	Jeffers (R)	4.0	6	5	5	1	2	17	18
Martin (L)	0.1	0	0	0	0	0	1	1	Leaver (L)	2.2	6	5	5	1	2	11	14
Clyne (R)	1.1	0	0	0	0	0	2	2	McDaniel (R)	1.1	0	0	0	1	0	4	5
Vaughn (R)	1.2	3	4	1	2	2	10	12	Fields (R)	2.0	3	1	1	0	1	9	9
Moskos (L)	2.0	4	1	1	1	3	10	11									
Totals	9.2	17	12	8	4	11	47	52	Totals	10.0	15	11	11	2	5	41	46

Win - Fields (2-0). Loss - Moskos (1-4).

Umpires: HP - David Savage, 1B - Danny Everett, 3B - Danny Everett

Start - 7:00 PM. Finish - 10:13 PM. Time - 3:13. Attendance - 1,811

Game 22 • Clemson 6, N.C. State 2

March 26, 2006 • Doug Kingsmore Stadium • Clemson, SC

In game-three, #10 Clemson defeated #12 N.C. State 6-2 on March 26 to sweep the series. The Tigers, who scored in only three different innings in the first two games, scored in five different innings in game three, totaling 10 hits as well. **Stephen Faris** pitched 8.0 shutout innings, allowing only four hits and no walks with five strikeouts, to earn the victory. **Tyler Colvin** went 3-for-3 with two doubles, two walks, and two RBIs. Clemson scored three unearned runs thanks to two errors by first-baseman **Aaron Bates**, while the Tigers did not commit an error. Clemson also walked eight times and stole five bases.

N.C. State 2									(21-8, 5-4 ACC)									Clemson 6									(16-6, 3-3 ACC)								
Player	AB	R	H	RBI	BB	SO	PO	A	Player	AB	R	H	RBI	BB	SO	PO	A	Player	AB	R	H	RBI	BB	SO	PO	A									
Camp, CF	4	0	0	0	0	1	0	1	Demmink, 3B	5	1	1	0	0	0	0	1	Harbin, 2B	5	0	1	0	0	0	1	4									
Corona, 2B	4	1	1	0	0	0	2	6	Chalk, CF	2	1	0	0	3	1	1	0	Colvin, LF	3	1	3	2	2	0	4	0									
Bates, 1B	4	1	2	2	0	0	13	0	Harbin, 2B	5	0	1	0	0	0	1	4	D'Alessio, 1B	5	0	0	0	0	3	14	0									
Aragon, RF	3	0	0	0	0	1	1	0	Colvin, LF	3	1	3	2	2	0	4	0	M. Smith, DH	4	0	1	1	0	1	0	0									
Still, DH	2	0	0	0	0	1	0	0	D'Alessio, 1B	5	0	0	0	0	3	14	0	Widmann, SS	3	1	2	0	1	0	1	6									
Cone, PH/DH	2	0	0	0	0	0	0	0	M. Smith, DH	4	0	1	1	0	1	0	0	Mitchell, RF	4	1	1	0	0	2	1	0									
Pond, LF	2	0	0	0	0	1	0	0	Widmann, SS	3	1	2	0	1	0	1	6	Casanova, C	1	1	1	0	2	0	5	0									
Hubbard, PH/LF	2	0	0	0	0	0	0	0	Mitchell, RF	4	1	1	0	0	2	1	0																		
Mangini, 3B	3	0	2	0	0	0	2	4	Casanova, C	1	1	1	0	2	0	5	0																		
Mangum, C	3	0	1	0	0	1	5	2																											
Diaz, SS	3	0	0	0	0	0	1	4																											
Totals	32	2	6	2	0	5	24	18	Totals	32	6	10	3	8	7	27	14																		

Score By Innings

	R	H	E
N.C. State	0	0	0
Clemson	1	0	0

E - Bates 2 (6). DP - N.C. State 2, Clemson 1. LOB - N.C. State 4, Clemson 11. 2B - Bates (11), Colvin 2 (8), Casanova (3). HR - Bates (5). HBP - Aragón. SH - Casanova (5). SB - Colvin (7), M. Smith (2), Widmann 2 (6), Casanova (1).

N.C. State	IP	H	R	ER	BB	SO	AB	BF	Clemson	IP	H	R	ER	BB	SO	AB	BF
Brackman (R)	4.2	8	4	2	4	5	19	24	Faris (R)	8.0	4	0	0	0	5	27	27
High (R)	0.1	0	0	0	1	0	1	2	Richard (R)	1.0	2	2	2	0	0	5	6
Hobson (R)	2.0	1	2	1	2	2	8	10									
Engle (L)	0.1	0	0	0	1	0	1	2									
Walls (R)	0.2	1	0	0	0	0	3	3									
Totals	8.0	10	6	3	8	7	32	41	Totals	9.0	6	2	2	0	5	32	33

Win - Faris (2-0). Loss - Brackman (0-2).

Umpires: HP - Bruce Ravan, 1B - Jack Cox, 3B - Scott Graham

Start - 1:03 PM. Finish - 3:27 PM. Time - 2:24. Attendance - 4,782

Game 24 • Clemson 10, Georgia 7

March 29, 2006 • Doug Kingsmore Stadium • Clemson, SC

In the return trip to Clemson on March 29, the #9 Tigers scored five runs in the first inning on their way to a 10-7 victory over #19 Georgia at Doug Kingsmore Stadium. **Andy D'Alessio** hit a bases-clearing double in the first to highlight the frame, as he totaled four RBIs on the evening. **Herman Demmink** added a solo homer, two singles, and three RBIs, while **Marquez Smith** belted two doubles. Clemson out-hit Georgia 13-12. **P.J. Zocchi** allowed six runs on eight hits in 5.0 innings, but walked only one and struck out six to earn the win. **Drew Fiorenza** allowed one run on four hits in the final 4.0 innings to earn the save as well.

Georgia 7									(18-6)									Clemson 10									(17-7)								
Player	AB	R	H	RBI	BB	SO	PO	A		Player	AB	R	H	RBI	BB	SO	PO	A		Player	AB	R	H	RBI	BB	SO	PO	A							
Side, CF	5	0	2	0	0	2	3	1		Demmink, 3B	4	2	3	3	1	0	0	0	2		Harbin, 2B	4	1	1	1	0	0	0	0	4					
Beckham, SS	5	0	0	0	0	2	1	5		Chalk, CF	5	1	2	0	0	0	0	5	0		Colvin, LF	3	2	2	0	2	0	0	0	0					
Felmy, RF	5	0	2	0	0	0	3	0		Harbin, 2B	4	1	1	1	0	0	0	0	4		D'Alessio, 1B	4	1	2	4	0	0	9	0						
Robbins, DH	4	1	0	0	1	1	0	0		Colvin, LF	3	2	2	0	2	0	0	0	0		M. Smith, DH	4	2	2	0	0	0	0	0	0					
Jacobs, C	4	2	3	1	0	0	1	1		D'Alessio, 1B	4	1	2	4	0	0	0	9	0		Storror, RF	4	0	0	0	0	0	0	0	0					
Morris, 1B	3	0	0	0	1	2	11	1		M. Smith, DH	4	2	2	0	0	0	0	0	0		Mitchell, RF	0	0	0	0	0	0	0	1	0					
Olson, LF	4	3	2	1	0	0	2	0		Storror, RF	4	0	0	0	0	0	0	0	0		Widmann, SS	3	1	1	1	1	1	2	2	0					
Peisel, 3B	4	1	1	2	0	2	1	1		Mitchell, RF	0	0	0	0	0	0	0	0	1		Casanova, C	3	0	0	0	0	0	10	0	0					
Dunn, 2B	4	0	2	2	0	0	2	4		Widmann, SS	3	1	1	1	1	1	1	2	2		Totals	34	10	13	9	4	1	27	10	0					
Totals	38	7	12	6	2	9	24	13		Casanova, C	3	0	0	0	0	0	10	0	0		Totals	34	10	13	9	4	1	27	10	0					

Game 25 • Clemson 8, Miami (FL) 6

March 31, 2006 • Mark Light Field • Coral Gables, FL

In game-one, #9 Clemson outlasted #11 Miami (FL) 8-6 on March 31. **Adrian Casanova** and **Taylor Harbin** each hit two-run homers in the fourth inning, while **Andy D'Alessio** added three hits, including two doubles, and three RBIs. The Tigers broke Miami's 12-game home winning streak, and in the process earned their 600th all-time ACC regular-season win, more than any other school. **Alex Martin** earned the win in relief in 4.0 innings of work, while **Daniel Moskos** pitched 2.0 scoreless innings with three strikeouts to record the save.

Clemson 8 (18-7, 4-3 ACC)											Miami 6 (23-8, 8-2 ACC)										
Player	AB	R	H	RBI	BB	SO	PO	A			Player	AB	R	H	RBI	BB	SO	PO	A		
Demmink, 3B	4	1	0	0	1	0	0	4			Weeks, 2B	3	1	0	0	1	1	3	3		
Chalk, CF	3	3	2	0	1	0	1	0			Jay, CF	3	2	0	0	1	1	5	0		
Harbin, 2B	5	1	1	2	0	1	2	4			Alonso, 1B	4	1	1	3	0	0	12	0		
Colvin, LF	4	0	1	0	1	0	1	0			Valencia, 3B	4	1	2	0	1	0	1	2		
D'Alessio, 1B	5	1	3	3	0	0	15	0			Giles, RF	3	0	2	0	1	1	0	0		
M. Smith, DH	3	0	0	0	1	0	0	0			Rodriguez, C	3	0	0	1	0	0	4	1		
Storrier, RF	4	0	0	0	1	0	0	0			Raben, DH	2	0	0	1	1	1	0	0		
Mitchell, PR/RF	0	0	0	0	0	0	0	0			O'Brien, PH/DH	1	0	0	0	0	0	0	0		
Widmann, SS	3	1	1	0	1	1	3	5			Diaz, SS	4	0	1	0	0	0	1	3		
Casanova, C	5	1	2	2	0	1	5	2			Tekotte, LF	4	1	2	0	0	2	1	1		
Totals	36	8	10	7	6	3	27	16			Totals	31	6	8	5	5	6	27	12		

Score By Innings										R	H	E
Clemson	2	0	1	4	0	0	0	1		8	10	1
Miami	0	1	3	0	0	0	2	0		6	8	1

E - Demmink (7), Weeks (8). **DP** - Clemson 1, Miami 1. **LOB** - Clemson 10, Miami 8. **2B** - D'Alessio 2 (9), Giles (8), Tekotte (3). **HR** - Harbin (1), Casanova (2), Alonso (5). **HBP** - Chalk, M. Smith, Widmann, Weeks, Giles. **SH** - Jay (5), Rodriguez (3). **SF** - Alonso (4). **SB** - Chalk (4), D'Alessio (2), Mitchell (2), Widmann (7), Jay (12), Diaz (4). **CS** - Weeks (2).

Clemson											Miami										
Player	IP	H	R	ER	BB	SO	AB	BF			Player	IP	H	R	ER	BB	SO	AB	BF		
Cribb (R)	2.1	2	4	2	3	1	6	13			C. Gutierrez (R)	5.0	7	7	7	2	1	22	27		
Martin (L)	4.0	3	2	2	2	2	14	17			Lane (L)	1.1	1	0	0	2	0	5	7		
Vaughn (R)	0.2	1	0	0	0	0	3	3			McLean (R)	0.2	1	0	0	0	1	2	2		
Moskos (L)	2.0	2	0	0	0	3	8	8			Gil (R)	1.2	1	1	1	1	1	6	7		
											C. Perez (R)	0.1	0	0	0	1	0	1	2		
Totals	9.0	8	6	4	5	6	31	41			Totals	9.0	10	8	8	6	3	36	45		

Win - Martin (2-0). **Loss** - C. Gutierrez (7-2). **Save** - Moskos (3).
Umpires: HP - Tony Walsh, 1B - Morris Hodges, 3B - Scott Erby
Start - 7:04 PM. **Finish** - 9:57 PM. **Time** - 2:53. **Attendance** - 2,312

Game 27 • Clemson 14, Miami (FL) 1

April 2, 2006 • Mark Light Field • Coral Gables, FL

In game-three, #9 Clemson exploded for eight runs in the first inning on its way to a 14-1 win and series sweep of #11 Miami (FL) on April 2. **Adrian Casanova's** three-run homer capped the big first inning.

Clemson 14									Miami 1								
(20-7, 6-3 ACC)									(23-10, 8-4 ACC)								
Player	AB	R	H	RBI	BB	SO	PO	A	Player	AB	R	H	RBI	BB	SO	PO	A
Demmink, 3B	5	1	2	0	0	0	0	0	Weeks, 2B	3	0	0	0	0	0	2	1
J. Smith, 3B	1	0	0	0	0	0	0	0	Menendez, 2B	1	0	0	0	0	0	0	0
Chalk, CF	5	2	0	1	0	0	2	0	Jay, CF	2	0	1	0	0	0	4	0
Harbin, 2B	6	2	2	1	0	1	0	5	Freitas, LF	1	0	0	0	0	1	0	0
Colvin, LF	4	3	2	1	1	0	4	0	Alonso, 1B	3	0	1	0	0	2	5	1
D'Alessio, 1B	3	0	1	3	0	0	8	0	Petralli, 1B	1	0	0	0	0	1	3	0
Hall, PH/1B	1	0	0	0	0	0	1	1	Valencia, 3B	4	0	1	0	0	1	1	1
M. Smith, DH	3	1	2	1	1	0	0	0	Giles, RF	4	0	0	0	0	1	3	0
Burg, PH/DH/C	1	0	0	0	0	1	1	0	Raben, DH	4	0	0	0	0	0	0	0
Storrier, RF	3	1	2	3	1	1	0	0	Tomas, SS	3	0	1	0	0	0	1	2
Mitchell, RF	1	0	1	0	0	0	1	0	O'Brien, C	3	0	1	0	0	1	6	0
Widmann, SS	4	2	1	0	0	1	1	4	Tekotte, LF/CF	3	1	1	0	0	1	1	0
Casanova, C	4	2	2	4	0	1	4	0									
Hogan, C	1	0	0	0	0	1	3	0									
Richard, P	0	0	0	0	0	0	1	0									
Totals	42	14	15	14	3	6	27	10	Totals	32	1	6	0	0	8	27	7

Score By Innings										R	H	E
Clemson	8	0	0	1	5	0	0	0		14	15	1
Miami	0	0	1	0	0	0	0	0		1	6	1

E - Casanova (9), Alonso (2). **DP** - Clemson 1. **LOB** - Clemson 7, Miami 5. **2B** - Harbin (9), Colvin (9), D'Alessio (10), Storrier (2), Casanova (5). **3B** - Demmink (1). **HR** - Casanova (3). **HBP** - Chalk, Widmann, Jay. **SF** - D'Alessio (2). **SB** - Colvin (9), Jay (15), Tekotte (9).

Clemson											Miami										
Player	IP	H	R	ER	BB	SO	AB	BF			Player	IP	H	R	ER	BB	SO	AB	BF		
Faris (R)	6.0	3	1	0	0	4	21	22			Maine (L)	0.1	5	7	7	0	0	6	8		
Fiorenza (R)	1.0	2	0	0	0	1	5	5			Orta (R)	4.1	9	7	7	3	4	22	26		
Hinson (L)	1.0	0	0	0	0	2	3	3			Gil (R)	2.1	0	0	0	0	0	0	7		
Richard (R)	1.0	1	0	0	0	1	3	3			McLean (R)	1.0	1	0	0	0	2	4	4		
											C. Perez (R)	1.0	0	0	0	0	0	3	3		
Totals	9.0	6	1	0	0	8	32	33			Totals	9.0	15	14	14	3	6	42	48		

Win - Faris (3-0). **Loss** - Maine (5-1).
Umpires: HP - Scott Erby, 1B - Tony Walsh, 3B - Morris Hodges
Start - 1:07 PM. **Finish** - 3:29 PM. **Time** - 2:22. **Attendance** - 1,927

Game 26 • Clemson 6, Miami (FL) 2

April 1, 2006 • Mark Light Field • Coral Gables, FL

In game-two, #9 Clemson overcame a 2-0 deficit to defeat #11 Miami (FL) 6-2 on April 1. **Andy D'Alessio** hit two homers with three RBIs, as Clemson out-hit Miami 10-6. **Brad Chalk** hit a game-tying, two-out single in the fifth inning, then **Taylor Harbin** followed with a double that scored **Chalk** to give Clemson the lead for good. **D'Alessio** hit an opposite-field, two-run homer to cap a three-run eighth inning. **Jason Berken** allowed four hits and two unearned runs with seven strikeouts in 6.2 innings pitched to earn the win, while **Daniel Moskos** struck out **Yonder Alonso** with the bases loaded in the ninth to pick up the save.

Clemson 6									(19-7, 5-3 ACC)									Miami 2									(23-9, 8-3 ACC)								
Player	AB	R	H	RBI	BB	SO	PO	A	Player	AB	R	H	RBI	BB	SO	PO	A	Player	AB	R	H	RBI	BB	SO	PO	A									
Demmink, 3B	5	0	1	0	0	1	1	3	Weeks, 2B	4	0	2	0	0	1	1	5	Jay, CF	3	1	2	1	1	0	2	0									
Chalk, CF	4	2	2	1	1	1	4	0	Alonso, 1B	5	0	0	0	0	2	9	0	Valencia, 3B	4	0	1	0	0	1	0	2									
Harbin, 2B	5	1	2	1	0	1	1	2	Giles, RF	3	0	0	0	1	0	3	0	Rodriguez, C	4	0	0	0	0	3	7	0									
Colvin, LF	3	0	0	1	1	0	2	0	Raben, DH	4	0	1	0	0	1	0	0	Diaz, SS	3	0	0	0	1	0	2	2									
D'Alessio, 1B	4	2	2	3	0	1	8	1	Tekotte, LF	2	1	0	0	2	2	2	0																		
Hall, DH	3	0	0	0	0	0	0	0																											
J. Smith, PH/DH	1	0	0	0	0	1	0	0																											
Storrier, RF	4	0	1	0	0	0	0	1																											
Mitchell, PR/RF	0	0	0	0	0	0	0	0																											
Widmann, SS	4	1	2	0	0	0	0	0																											
Casanova, C	4	0	0	0	0	2	10	1																											
Totals	37	6	10	6	2	7	27	8	Totals	32	2	6	1	5	10	27	10																		

Score By Innings										R	H	E
Clemson	0	0	0	1	2	0	0	3		6	10	4
Miami	1	0	1	0	0	0	0	0		2	6	2

E - Demmink (8), Casanova 2 (8), Berken (2), Diaz (6), Miguelez (3). **LOB** - Clemson 7, Miami 10. **2B** - Harbin (8), Weeks (8). **HR** - D'Alessio 2 (9). **HBP** - Jay. **SH** - Weeks (3). **SF** - Colvin (1). **SB** - Chalk (5), Jay 2 (14).

Clemson									Miami								
	IP	H	R	ER	BB	SO	AB	BF		IP	H	R	ER	BB	SO	AB	BF
Berken (R)	6.2	4	2	0	3	7	23	27	Miguelez (L)	7.0	6	5	5	2	4	28	30
Kopp (R)	2.0	2	0	0	2	2	8	11	Lane (L)	0.1	1	1	1	0	0	1	2
Moskos (L)	0.1	0	0	0	0	1	1	1	Gil (R)	0.1	2	0	0	0	1	3	3
									McLean (L)	1.1	1	0	0	0	2	5	5
Totals	9.0	6	2	0	5	10	32	39	Totals	9.0	10	6	6	2	7	37	40

Game 29 • Clemson 3, South Carolina 2

April 5, 2006 • Sarge Frye Field • Columbia, SC

Daniel Moskos pitched 3.1 scoreless and hitless innings to close out #7 Clemson's 3-2 victory at #1 South Carolina on April 5. The lefthander silenced the Gamecock bats in a game that saw neither team score more than one run in an inning. The Tigers took a 1-0 lead on Tyler Colvin's run-scoring double in the first inning. Robbie Grinestaff tied the score with a solo homer in the fourth inning. In the sixth inning, Colvin hit a two-out double and scored on Andy D'Alessio's single to left. After the Gamecocks tied the score in the bottom of the sixth, Brad Chalk blooped a two-out single to right-center in the seventh inning to plate the winning run. The game ended on a line-drive double play off the bat of Michael Campbell with the tying run on second base. Clemson also snapped the Gamecocks' 20-game home winning streak.

Clemson 3									(21-8)									South Carolina 2									(26-4)								
Player	AB	R	H	RBI	BB	SO	PO	A	Player	AB	R	H	RBI	BB	SO	PO	A	Player	AB	R	H	RBI	BB	SO	PO	A									
Demmink, 3B	4	1	1	0	1	0	0	1	Hurst, LF	3	0	1	1	2	1	3	0	C. Brown, 2B	4	0	1	0	0	2	0	5									
Chalk, CF	5	0	2	1	0	0	1	0	Campbell, CF	5	0	1	0	0	0	2	0	Giesler, 3B	4	0	2	0	0	0	1	1									
Harbin, 2B	5	0	0	0	0	0	2	3	Giestaff, DH	3	1	1	1	1	2	0	0	Kline, C	4	0	0	0	0	2	4	1									
Colvin, LF	4	1	3	1	0	1	1	0	Havens, SS	3	0	0	0	0	1	4	3	Smoak, 1B	3	1	1	0	1	1	9	0									
D'Alessio, 1B	4	0	1	1	0	1	12	0	Stanley, RF	3	0	1	0	1	1	3	0																		
M. Smith, DH	3	0	0	0	0	1	0	0																											
Ingram, PR/DH	0	0	0	0	0	0	0	0																											
Storror, RF	3	1	1	0	0	1	0	0																											
Mitchell, RF	0	0	0	0	0	0	0	0																											
Widmann, SS	4	0	0	0	0	0	3	2																											
Casanova, C	4	0	2	0	0	0	8	3																											
Totals	36	3	10	3	1	4	27	11	Totals	32	2	8	2	5	10	27	11																		

Score By Innings										R	H	E
Clemson	1	0	0	0	1	1	0	0	0	3	10	2
South Carolina	0	0	0	1	0	0	0	0	0	2	8	0

E - Chalk (3), Widmann (11). DP - Clemson 1. LOB - Clemson 9, South Carolina 10. 2B - Colvin (2). HR - Grinestaff (10). HBP - M. Smith, Storror. SH - C. Brown (6), Havens (3). CS - Colvin (3), Hurst (4).

Clemson										South Carolina									
IP	H	R	ER	BB	SO	AB	BF			IP	H	R	ER	BB	SO	AB	BF		
Hinson (L)	5.0	6	1	1	3	7	20	24		Atwood (L)	5.2	6	2	2	0	4	23	23	
Martin (L)	0.1	2	1	1	1	0	3	4		Lalor (R)	1.1	2	1	1	1	0	6	7	
Kopp (R)	0.1	0	0	0	0	1	1	1		Tucker (L)	0.2	1	0	0	0	0	2	4	
Moskos (L)	3.1	0	0	0	1	2	8	10		Jeffords (R)	1.1	1	0	0	0	0	5	5	
Totals	9.0	8	2	2	5	10	32	39		Totals	9.0	10	3	3	1	4	36	39	

Win - Moskos (2-4). Loss - Lalor (0-1).

Umpires: HP - Ron Sebastian, 1B - Randy Dulin, 3B - Gerald Trexler

Start - 7:07 PM. Finish - 9:48 PM. Time - 2:41. Attendance - 5,782

Game 31 • Clemson 3, Maryland 2 (11 Innings)

April 8, 2006 • Doug Kingsmore Stadium • Clemson, SC

In game-two, Travis Storror hit a sacrifice fly in the 11th inning to give #7 Clemson a 3-2 win over the Terrapins on April 8. The Tigers scored single runs in the first and third innings on run-scoring singles by Andy D'Alessio and Taylor Harbin, respectively. Clemson held a 2-1 lead until the ninth when Joe Palumbo singled home Nick Jowers for the tying run. Tyler Colvin led off the 11th with a double, went to third on D'Alessio's sacrifice bunt, and scored on Storror's fly ball to left field. Daniel Moskos struck out the only batter he faced with the bases loaded and earned the win. Maryland stranded 13 runners on base.

Maryland 2 (14-19, 6-11 ACC)										Clemson 3 (23-8, 8-3 ACC)									
Player	AB	R	H	RBI	BB	SO	PO	A		Player	AB	R	H	RBI	BB	SO	PO	A	
Palumbo, DH	4	0	1	1	2	2	0	0		Demmink, 3B	5	0	0	0	0	0	0	1	
Maropis, LF	5	0	1	0	1	2	4	0		Chalk, CF	5	2	2	0	0	0	1	0	
Spessard, 1B	5	0	2	0	1	2	7	0		Harbin, 2B	5	0	2	1	0	1	5	5	
Melvin, 2B	5	0	3	0	0	0	3	5		Colvin, LF	5	1	2	0	0	1	1	0	
Murphy, 3B	4	0	0	0	0	1	0	1		D'Alessio, 1B	4	0	2	1	0	1	13	2	
Durakis, C	4	1	1	0	0	0	7	0		M. Smith, DH	3	0	0	0	0	2	0	0	
Braun, SS	3	0	0	0	0	0	2	2		J. Smith, PH/DH	1	0	0	0	0	0	0	0	
Jowers, CF	3	1	1	0	2	0	4	0		Hall, PH	0	0	0	0	1	0	0	0	
Nolan, RF	3	0	1	0	0	0	4	1		Storror, RF	4	0	1	1	0	1	4	1	
Benick, PH/RF	1	0	0	0	0	0	1	0		Widmann, SS	4	0	2	0	0	0	1	4	
										Casanova, C	4	0	1	0	0	1	8	0	
Totals	37	2	10	1	6	7	32	10		Totals	40	3	12	3	1	7	33	15	

Score By Innings										R	H	E
Maryland	0	1	0	0	0	0	1	0	0	2	10	0
Clemson	1	0	1	0	0	0	0	0	1	3	12	0

DP - Maryland 2, Clemson 1. LOB - Maryland 13, Clemson 8. 2B - Chalk (4), Colvin (12). HBP - Durakis. SH - Murphy (3), Braun (2), Benick (4), D'Alessio (1). SF - Storror (2). SB - Jowers (3), Nolan (3), Harbin (2).

Maryland										Clemson									
IP	H	R	ER	BB	SO	AB	BF			IP	H	R	ER	BB	SO	AB	BF		
Pinnsgraff (R)	7.1	11	2	2	0	6	32	32		Berken (R)	6.2	4	1	0	4	6	22	29	
Overbey (R)	1.2	0	0	0	0	1	4	4		Martin (L)	0.1	1	0	0	0	0	1	1	
Cecil (L)	1.2	1	1	1	1	0	4	7		Kopp (R)	1.1	2	1	1	0	0	4	6	
										Richard (R)	2.1	3	0	0	2	0	9	11	
										Moskos (L)	0.1	0	0	0	0	1	1	1	
Totals	10.2	12	3	3	1	7	40	43		Totals	11.0	10	2	1	6	7	37	48	

Win - Moskos (3-4). Loss - Cecil (4-3).

Umpires: HP - Frank Sylvester, 1B - David Pritchett, 3B - Ron Sebastian

Start - 4:01 PM. Finish - 7:18 PM. Time - 3:17. Attendance - 5,617

Game 30 • Clemson 3, Maryland 1

April 7, 2006 • Doug Kingsmore Stadium • Clemson, SC

In game-one, Josh Cribb pitched a complete-game six-hitter to lead #7 Clemson to a 3-1 victory over Maryland on April 7. Cribb allowed just six hits (all singles) and no walks with nine strikeouts to earn the win in a game that lasted just one hour and 59 minutes. The only run he gave up came in the ninth inning with two outs. Clemson jumped out to a 1-0 lead in the second inning on a two-out, RBI single by Travis Storror. In the eighth inning, back-to-back doubles by Adrian Casanova and Herman Demmink plated a run, then Taylor Harbin's safety squeeze that he beat out for a hit scored Demmink. Casanova had a game-high two hits and a run scored, while neither team committed an error. Brad Chalk set a Tiger record with his 26th career sacrifice bunt as well in the two-run eighth inning and added a stolen base. Maryland lefty starter Casey Baron also pitched 7.1 stellar innings, allowing eight hits, three runs, and no walks with three strikeouts, but suffered the loss. Six different Terrapins batters had one hit apiece, while Clemson totaled nine hits in the game, including hits by eight different Tigers.

Maryland 1 (14-18, 6-10 ACC)										Clemson 3 (22-8, 7-3 ACC)									
Player	AB	R	H	RBI	BB	SO	PO	A		Player	AB	R	H	RBI	BB	SO	PO	A	
Maropis, LF	3	1	1	0	0	1	3	0		Demmink, 3B	4	1	1	1	0	0	0	1	
Braun, SS	4	0	1	0	0	2	2	4		Chalk, CF	3	0	1	0	0	2	1	0	
Spessard, 1B	4	0	1	0	0	0	7	1		Harbin, 2B	4	0	1	1	0	0	3	5	
Melvin, 2B	4	0	1	0	0	0	4	2		Colvin, LF	4	0	0	0	0	0	1	0	
Murphy, 3B	4	0	1	1	0	1	1	1		D'Alessio, 1B	4	1	1	0	0	1	11	0	
Durakis, C	4	0	0	0	0	0	3	0		M. Smith, DH	3	0	1	0	0	0	0	0	
Wilson, DH	3	0	0	0	0	2	0	0		Storror, RF	3	0	1	1	0	0	1	0	
Jowers, CF	3	0	0	0	0	1	1	0		Mitchell, RF	0	0	0	0	0	0	0	0	
Nolan, RF	3	0	1	0	0	2	3	0		Widmann, SS	3	0	1	0	0	0	1	3	
										Casanova, C	3	1	2	0	0	0	9	0	
Totals	32	1	6	1	0	9	24	11		Totals	31	3	9	3	0	3	27	11	

Score By Innings										R	H	E
Maryland	0	0	0	0	0	0	0	1	1	6	0	
Clemson	0	1	0	0	0	0	0	2	3	9	0	

LOB - Maryland 5, Clemson 5. 2B - Demmink (9), Casanova (6). SH - Maropis (3), Chalk (11). SB - Chalk (6). CS - Demmink (2).

Maryland										Clemson									
IP	H	R	ER	BB	SO	AB	BF			IP	H	R	ER	BB	SO	AB	BF		
Baron (L)	7.1	8	3	3	0	3	28	29		Cribb (R)	9.0	6	1	1	0	9	32	33	
Moorer (R)	0.2	1	0	0	0	0	3	3											
Totals	8.0	9	3	3	0	3	31	32		Totals	9.0	6	1	1	0	9	32	33	

Win - Cribb (6-0). Loss - Baron (1-3).

Umpires: HP - Ron Sebastian, 1B - Frank Sylvester, 3B - David Pritchett

Start - 7:19 PM. Finish - 9:18 PM. Time - 1:59. Attendance - 5,209

Game 32 • Clemson 15, Maryland 7

April 9, 2006 • Doug Kingsmore Stadium • Clemson, SC

Maryland 7 (14-20, 6-12 ACC)									Clemson 15 (24-8, 9-3 ACC)								
Player	AB	R	H	RBI	BB	SO	PO	A	Player	AB	R	H	RBI	BB	SO	PO	A
Maropis, LF	5	0	2	2	0	1	3	0	Demmink, 3B	4	0	0	0	0	0	0	1
Spessard, 1B	5	1	1	1	0	1	4	1	J. Smith, PH/3B	1	0	0	0	0	1	0	0
Melvin, 2B	2	0	0	0	1	2	3	1	Chalk, CF	4	3	3	0	1	0	0	0
Palumbo, PH/2B	1	1	0	0	1	1	2	0	Harbin, 2B	4	2	2	2	0	0	0	4
Durakis, C	3	1	1	0	0	0	3	0	Leggett, 2B	1	0	0	0	0	1	1	0
Mellies, C	1	0	1	0	0	0	1	0	Colvin, LF	3	3	1	0	1	1	0	0
Wilson, DH	3	1	2	1	0	0	0	0	D'Alessio, 1B	4	2	2	5	0	0	9	1
Greenwich, PH/DH	2	0	1	1	0	0	0	0	Ingram, 1B	1	0	0	0	0	0	2	0
Murphy, 3B	4	1	0	1	0	0	1	0	Hall, DH	3	1	1	0	1	0	0	0
Moss, PH	1	0	0	0	0	1	0	0	Hogan, PH/DH	1	0	0	0	0	0	0	0
Braun, SS	4	1	1	1	0	1	1	3	Storror, RF	2	1	1	0	1	1	3	0
Jowers, CF	3	1	1	0	0	1	3	0	Mitchell, RF	2	1	1	1	0	0	0	0
Benick, PH/RF	1	0	0	0	0	1	2	0	Widmann, SS	4	1	2	3	0	0	0	0
Nolan, RF/CF	3	0	0	0	1	1	1	0	M. Smith, SS	1	0	0	0	0	0	1	2
									Casanova, C	2	1	1	1	0	0	5	0
									Burg, PH/C	2	0	1	2	0	0	5	0
Totals	38	7	10	7	3	10	24	6	Totals	39	15	15	14	4	4	27	0

Game 33 • Clemson 8, Western Carolina 3

April 11, 2006 • Hennen Stadium • Cullowhee, NC

Three Tigers hit homers to lead #5 Clemson to an 8-3 win at Western Carolina in front of a record crowd of 2,823 fans on April 11. **Tyler Colvin** and **Andy D'Alessio** each went 3-for-5 with a homer and three RBIs. The big blow came in the fifth off the bat of **Colvin**, who smacked a three-run homer after **Jonathan Greene** dropped a pop-up that would have ended the inning. **Zocchi** allowed three hits and one unearned run to earn the win, while **Daniel Moskos** retired all five batters he faced to pick up the save.

Clemson 8 (25-8)										Western Carolina 3 (19-14)									
Player	AB	R	H	RBI	BB	SO	PO	A		Player	AB	R	H	RBI	BB	SO	PO	A	
Demmink, 3B	4	1	0	0	0	1	1	1	1	Hallam, SS	4	0	0	0	1	1	2	2	
Chalk, CF	5	0	0	0	0	0	3	0		Shaft, CF	3	0	1	0	2	1	2	0	
Harbin, 2B	5	1	0	0	0	0	3	1		Strausbaugh, RF	4	0	1	0	0	2	2	0	
Colvin, LF	5	3	3	3	0	0	2	0		McDaniel, 1B	4	0	1	0	0	1	7	0	
D'Alessio, 1B	5	1	3	3	0	0	8	0		Murphy, C	3	0	0	0	1	0	6	0	
M. Smith, DH	4	1	2	1	1	0	0	0		Greene, 3B	3	0	0	0	1	0	0	0	
Storrier, RF	2	0	0	0	2	0	3	0		D. Wilson, LF	3	1	1	0	1	1	5	0	
Mitchell, RF	0	0	0	0	0	0	1	0		Gregory, DH	3	1	1	1	0	0	0	0	
Widmann, SS	3	1	2	0	1	1	1	3		Haynes, 2B	4	1	1	1	0	0	3	5	
Hogan, C	3	0	0	0	0	3	4	2											
Burg, PH	1	0	0	0	0	1	0	0											
Casanova, C	0	0	0	0	0	0	1	1											
Totals	37	8	10	7	5	6	27	10		Totals	31	3	6	2	6	6	27	9	

Score By Innings

	R	H	E
Clemson	0	0	0
Western Carolina	0	0	0

E - Demmink (9), Widmann (14), Greene (14). **DP** - Clemson 1, Western Carolina 1. **LOB** - Clemson 7, Western Carolina 8. **2B** - Colvin (13), Widmann (5), Strausbaugh (9), McDaniel (12). **HR** - Colvin (7), D'Alessio (11), M. Smith (4), Gregory (2), Haynes (1). **SH** - Gregory (4). **SB** - Widmann (8). **CS** - Shaft (2), D. Wilson (3).

Clemson									Western Carolina								
	IP	H	R	ER	BB	SO	AB	BF		IP	H	R	ER	BB	SO	AB	BF
Zocchi (R)	6.0	3	1	0	4	2	20	25	Johnson (R)	4.1	5	3	1	2	3	17	19
Fiorenza (R)	1.0	3	2	2	1	2	5	6	McCullen (R)	1.2	3	3	1	1	2	9	10
Richard (R)	0.1	0	0	0	1	0	1	2	Holland (R)	3.0	2	2	2	2	1	11	13
Moskos (L)	1.2	0	0	0	0	2	5	5									
Totals	9.0	6	3	2	6	6	31	38	Totals	9.0	10	8	4	5	6	37	42

Win - Zocchi (3-0). **Loss** - Johnson (2-1). **Save** - Moskos (5).

Umpires: HP - David Pritchett, 1B - David Brown, 3B - Randy Collins

Start - 7:09 PM. **Finish** - 9:42 PM. **Time** - 2:33. **Attendance** - 2,823

Game 35 • Clemson 7, Georgia Tech 6

April 14, 2006 • Russ Chandler Stadium • Atlanta, GA

In game-one, **Adrian Casanova** hit a two-out, run-scoring double in the eighth inning to propel #5 Clemson to a 7-6 victory over #10 Georgia Tech on April 14. Earlier in the Tigers' four-run second inning, the Tigers' nine-hole hitter hit a two-out double. **Andy D'Alessio** added two hits, including a solo homer, while **Travis Storrier** hit two doubles with two RBIs. Georgia Tech tied the score with six runs in the sixth inning, highlighted by **Danny Payne**'s solo home run and **Whit Robbins**' grand slam. **Luke Murton** had a team-high three hits for the Yellow Jackets. **Ryan Hinson** earned the victory in relief, while **Daniel Moskos** allowed one hit and no runs with two strikeouts against no walks in the final two innings to pick up the save. The two along with starter **Josh Cribb** combined to strike out 11 batters against only two walks. Neither team committed an error as well.

Clemson 7									Georgia Tech 6								
(27-8, 10-3 ACC)									(26-9, 8-8 ACC)								
Player	AB	R	H	RBI	BB	SO	PO	A	Player	AB	R	H	RBI	BB	SO	PO	A
Demmink, 3B	5	0	1	1	0	0	1	2	Payne, CF	5	1	1	1	0	0	1	0
Chalk, CF	4	0	1	0	0	1	1	0	Blackwood, LF	5	0	0	0	0	2	2	0
Harbin, 2B	5	0	0	0	0	1	0	4	Wieters, C	2	1	0	0	2	1	5	0
Colvin, LF	5	0	0	0	0	3	0	0	Kindel, RF	4	1	2	0	0	1	2	0
D'Alessio, 1B	4	2	2	1	0	0	14	0	Hodges, 3B	4	1	1	0	0	2	0	3
M. Smith, DH	4	1	1	0	0	0	0	0	Robbins, 1B	4	1	1	4	0	1	12	2
Storrier, RF	3	2	2	2	1	0	0	0	Murton, DH	4	1	3	0	0	1	0	0
Mitchell, RF	0	0	0	0	0	0	0	0	Trapani, 2B	4	0	0	0	0	1	0	1
Widmann, SS	3	1	1	0	1	0	0	3	Fisher, SS	4	0	1	1	0	2	2	3
Casanova, C	4	1	2	3	0	0	11	0									
Totals	37	7	10	7	2	5	27	10	Totals	36	6	9	6	2	11	27	12

Score By Innings

	R	H	E
Clemson	0	4	2
Georgia Tech	0	0	0

LOB - Clemson 6, Georgia Tech 6. **2B** - Chalk (6), Storrier 2 (5), Casanova 2 (8), Kindel (8). **HR** - D'Alessio (12), Payne (8), Robbins (7). **HBP** - Chalk, Wieters. **SB** - Widmann (9), Fisher (5).

Clemson											Georgia Tech										
Player	IP	H	R	ER	BB	SO	AB	BF			Player	IP	H	R	ER	BB	SO	AB	BF		
Cribb (R)	5.1	6	5	5	1	7	22	24			Wood (R)	3.0	7	6	6	1	2	16	18		
Hinson (L)	1.2	2	1	1	1	2	7	8			Turner (L)	4.1	2	1	1	1	2	15	16		
Moskos (L)	2.0	1	0	0	0	2	7	7			Goodman (R)	0.1	1	0	0	0	0	2	2		
											Hyde (L)	1.1	0	0	0	0	1	4	4		
Totals	9.0	9	6	6	2	11	36	39			Totals	9.0	10	7	7	2	5	37	40		

Win - Hinson (2-0). **Loss** - Turner (3-2). **Save** - Moskos (6).

Umpires: HP - Al Davis, 1B - Scott Graham, 3B - Paul Guillie

Start - 7:02 PM. **Finish** - 9:36 PM. **Time** - 2:34. **Attendance** - 2,642

Game 34 • Clemson 10, South Carolina 5

April 12, 2006 • Doug Kingsmore Stadium • Clemson, SC

Every Tiger starter had at least one hit in #5 Clemson's 10-5 victory over #7 South Carolina at Doug Kingsmore Stadium on April 12. With the victory, the Tigers won the season series 3-1. Clemson took a 8-1 lead in the fourth inning and never looked back. **Andy D'Alessio**'s first-inning, two-run double and **Tyler Colvin**'s two-run triple in the fourth inning were two of Clemson's 12 hits in the game, including five for extra-base hits. **David Kopp** earned the win by pitching 6.0 innings, allowing one run on five hits.

South Carolina 5									(27-7)				Clemson 10									(26-8)				
Player	AB	R	H	RBI	BB	SO	PO	A	Player	AB	R	H	RBI	BB	SO	PO	A	Player	AB	R	H	RBI	BB	SO	PO	A
Hurst, RF	3	0	0	0	0	1	0	0	Demmink, 3B	4	2	2	1	1	0	1	0	Chalk, CF	2	2	1	1	2	0	1	0
Darnell, PH/2B	2	1	2	1	0	0	0	1	Harbin, 2B	5	1	1	0	0	1	2	8	Colvin, LF	5	0	1	2	0	0	1	0
Campbell, CF	5	0	1	1	0	0	2	0	Colvin, LF	5	0	1	2	0	0	1	0	D'Alessio, 1B	3	2	1	2	2	1	16	0
Grinstead, LF	5	0	1	0	0	0	5	0	D'Alessio, 1B	4	0	1	1	0	0	0	0	M. Smith, DH	4	0	1	1	0	0	0	0
Giesler, 3B	3	1	0	0	0	1	2	2	Storrier, RF	4	1	2	1	0	0	2	0	Mitchell, RF	0	0	0	0	0	0	0	0
Havens, SS	4	1	3	0	1	1	3	2	Mitchell, RF	0	0	0	0	0	0	0	0	Widmann, SS	4	1	2	1	0	1	1	3
Martin, DH	4	0	0	1	0	1	0	0	Widmann, SS	4	1	2	1	0	1	1	3	Casanova, C	3	1	1	1	0	1	3	2
Kline, C	3	0	1	0	0	0	3	0	Casanova, C	3	1	1	1	0	1	3	2									
Paxton, C	1	1	1	1	0	0	1	0																		
Smoak, 1B	4	1	2	1	0	1	5	1																		
An. Crisp, 2B/RF	4	0	1	0	0	0	2	2																		
Totals	38	5	12	5	1	5	24	8	Totals	34	10	12	10	5	4	27	14									

Score By Innings

	R	H	E
South Carolina	0	0	0
Clemson	3	2	0

DP - South Carolina 1, Clemson 1. **LOB** - South Carolina 9, Clemson 8. **2B** - Darnell (1), Havens (10), Smoak (9), Chalk (5), D'Alessio (11), Storrier (3). **3B** - Colvin (3). **HR** - Darnell (2), Casanova (4). **HBP** - Giesler 2, Chalk, M. Smith. **SH** - Casanova (6). **SB** - An. Crisp (2).

South Carolina									Clemson								
	IP	H	R	ER	BB	SO	AB	BF		IP	H	R	ER	BB	SO	AB	BF
Cruse (R)	1.0	3	3	3	1	0	6	7	Kopp (R)	6.0	5	1	1	1	2	22	25
Atwood (L)	2.0	6	5	5	0	1	11	13	Martin (L)	2.0	5	3	3	0	1	11	11
Lalor (R)	1.2	1	0	0	1	1	5	7	Vaughn (R)	1.0	2	1	1	0	2	5	5
Farotto (L)	0.2	0	1	1	3	1	2	5									
Honeycutt (R)	1.2	2	1	1	0	1	7	7									
Luczak (R)	1.0	0	0	0	0	0	3	3									
Totals	8.0	12	10	10	5	4	34	42	Totals	9.0	12	5	5	1	5	38	41

Win - Kopp (2-0). **Loss** - Cruse (3-1).

Umpires: HP - Jeff Head, 1B - Rickey Armstrong, 3B - Morris Hodges

Game 37 • Georgia Tech 22, Clemson 4

April 16, 2006 • Russ Chandler Stadium • Atlanta, GA

Clemson 4 (27-10, 10-5 ACC)										Georgia Tech 22 (28-9, 10-8 ACC)									
Player	AB	R	H	RBI	BB	SO	PO	A		Player	AB	R	H	RBI	BB	SO	PO	A	
Demmink, 3B	4	1	1	0	1	1	0	1		Payne, CF	4	1	1	0	1	2	3	0	
Chalk, CF	4	0	3	0	1	0	3	0		House, PH/CF	0	0	0	0	1	0	0	0	
Harbin, 2B/SS	5	0	2	0	0	1	6	2		Blackwood, LF	4	2	1	0	1	1	3	0	
Colvin, LF	4	0	0	1	0	0	2	0		Haniger, PH/C	1	1	1	0	0	0	1	0	
D'Alessio, 1B	3	0	0	0	1	1	3	0		Wieters, C/1B	5	4	2	1	1	1	6	2	
M. Smith, DH	3	1	1	0	0	1	0	0		Kindel, RF	3	3	1	0	1	0	0	0	
Hogan, PH/DH	1	0	0	0	0	1	0	0		Scherer, PH/LF	1	0	1	0	0	0	0	0	
Storrier, RF	3	2	2	3	0	0	3	0		Robbins, 1B	4	2	2	1	1	0	8	1	
Mitchell, PH/RF	1	0	1	0	0	0	0	0		Rulon, P	0	0	0	0	0	0	0	0	
Widmann, SS	3	0	0	0	0	2	0	2		Hodges, 3B	4	3	3	7	0	0	0	2	
Hall, PH/2B	1	0	0	0	0	1	0	1		Feltes, PH/3B	1	2	1	3	0	0	0	0	
Casanova, C	2	0	1	0	0	0	7	0		Murton, DH	4	1	2	3	0	1	0	0	
Burg, PH/C	2	0	0	0	0	0	0	0		Crancer, PH/RF	1	1	2	1	0	1	0	0	
Totals	36	4	11	4	3	8	24	7		Trapani, 2B	4	0	1	0	0	0	2	3	

Score By Innings

	R	H	E
Clemson	0	2	0
Georgia Tech	6	3	0

E - Demmink 2 (11), Harbin (3), Colvin (2), Widmann (15). DP - Clemson 1, Georgia Tech 1. LOB - Clemson 8, Georgia Tech 7. 2B - Payne (13), Scherer (1), Hodges 2 (13), Murton (4), Tinkoff (1), Fisher (3). HR - Storrier 2 (4), Hodges (9), Feltes (1), Crancer (4). HBP - Kindel, Feltes. SF - Robbins (2). SB - Payne (19). CS - Demmink (4).

Clemson									Georgia Tech								
IP	H	R	ER	BB	SO	AB	BF		IP	H	R	ER	BB	SO	AB	BF	
Faris (R)	0.2	6	6	6	1	0	7	9	Duncan (L)	6.0	8	3	3	2	5	24	26
Hinson (L)	2.1	3	5	5	3	3	10	14	Hyde (L)	2.0	3	1	1	1	2	9	10
Zocchi (R)	2.0	4	3	2	1	3	10	11	Rulon (R)	1.0	0	0	0	0	1	3	3
Clyne (R)	2.0	1	0	0	0	0	7	7									
Vaughn (R)	0.0	3	4	4	0	0	3	4									
Martin (L)	0.1	1	2	1	1	0	2	3									
Moskos (L)	0.2	3	2	2	1	0	4	5									
Totals	8.0	21	22	18	7	6	43	53	Totals	9.0	11	4	4	3	8	36	39

Win - Duncan (4-1). Loss - Faris (4-1).

Umpires: HP - Paul Guillie, 1B - Al Davis, 3B - Scott Graham

Start - 1:05 PM. Finish - 3:49 PM. Time - 2:44. Attendance - 2,087

Game 39 • Furman 5, Clemson 4

April 19, 2006 • Doug Kingsmore Stadium • Clemson, SC

Furman scored four runs in the seventh inning to defeat #6 Clemson 5-4 at Doug Kingsmore Stadium on April 19. Clemson took a 3-0 lead on a three-run homer by **Travis Storrier** in the third inning, then went up 4-1 on a solo home run by **Taylor Harbin** in the sixth inning. But Furman got three-straight, two-out hits, including a two-run double by **Case Cassidy**, in the seventh to go up for good. All five Paladin hits in the frame were on either 1-2 or 2-2 pitches. The Tigers mounted a rally in the eighth, but **Tyler Colvin** lined out to **Cassedy** at first base with the bases loaded to end the threat. Clemson stranded 11 runners on base.

Furman 5									(24-11)									Clemson 4									(27-12)								
Player	AB	R	H	RBI	BB	SO	PO	A		Player	AB	R	H	RBI	BB	SO	PO	A																	
Terry, LF	4	1	2	0	1	0	3	0		Demmink, DH	3	0	0	0	0	0	0	0	0																
Greene, CF	4	2	1	1	0	1	2	0		Hall, PH/DH	2	0	0	0	0	1	0	0	0																
Cassedy, 1B	4	0	2	2	0	0	6	0		Chalk, CF	3	1	2	0	2	0	0	0	0																
Rose, 2B	0	0	0	0	0	0	0	0		Colvin, LF	5	0	1	0	0	1	0	0	0																
Davidiuk, SS	4	0	1	1	0	1	2	4		D'Alessio, 1B	4	1	0	0	1	3	10	2	0																
Daysh, 2B/1B	4	0	0	0	0	3	2	1		Storrier, RF	4	1	1	3	1	1	2	0	0																
Jackson, DH	3	1	1	0	1	1	1	0		Harbin, 2B	5	1	2	1	0	0	0	0	2																
Stembridge, RF	4	1	2	1	0	0	1	0		M. Smith, 3B	4	0	1	0	0	2	0	3	0																
Maccani, C	4	0	1	0	0	0	9	0		Widmann, SS	3	0	1	0	1	0	4	4	0																
Gibbs, 3B	2	0	0	0	0	1	1	0		Casanova, C	3	0	1	0	1	1	8	3	0																
Ortenzo, PH	1	0	0	0	0	1	0	0																											
Rodgers, 3B	1	0	0	0	0	1	0	1																											
Totals	35	5	10	5	2	9	27	6		Totals	36	4	9	4	6	9	27	15																	

Score By Innings

	R	H	E
Furman	0	0	0
Clemson	0	0	3

E - Cassidy (6). DP - Furman 1, Clemson 1. LOB - Furman 5, Clemson 11. 2B - Cassidy (10), Colvin (15). 3B - Jackson (3). HR - Storrier (5), Harbin (3).

Furman									Clemson								
IP	H	R	ER	BB	SO	AB	BF		IP	H	R	ER	BB	SO	AB	BF	
Jackson (R)	4.0	4	3	2	3	1	16	19	Zocchi (R)	6.0	4	1	1	2	6	21	23
Pucetas (L)	1.2	2	1	1	1	2	7	8	Richard (R)	0.2	5	4	4	0	1	7	7
Arnett (R)	0.1	0	0	0	0	0	1	1	Clyne (R)	2.1	1	0	0	0	2	7	7
Mitchell (R)	1.0	3	0	0	1	2	6	7									
Hollstegge (R)	2.0	0	0	0	1	4	6	7									
Totals	9.0	9	4	3	6	9	36	42	Totals	9.0	10	5	5	2	9	35	37

Win - Arnett (2-5). Loss - Richard (0-1). Save - Hollstegge (8).

Umpires: HP - Randy Watkins, 1B - Danny Everett, 3B - Darion Padgett

Start - 7:19 PM. Finish - 10:02 PM. Time - 2:43. Attendance - 3,929

Game 38 • Winthrop 6, Clemson 3

April 18, 2006 • Doug Kingsmore Stadium • Clemson, SC

Behind starter **Alex Wilson** and **Heath Rollins**, #23 Winthrop downed #6 Clemson 6-3 at Doug Kingsmore Stadium on April 18. **Wilson**, the Eagles' ace, allowed two earned runs on eight hits with no walks and five strikeouts to earn the win. **Rollins** hit a three-run home run in the fifth inning to give the Eagles the lead for good, and later picked up the save. Winthrop's two hurlers held the Tigers to just 1-for-13 with runners on base. Clemson took a 2-1 lead in the fourth inning on a two-run single by **Travis Storrier**, who joined **Brad Chalk** and **Taylor Harbin** with two hits in the game. Winthrop totaled 10 hits in the contest, including five doubles and two home runs. The Eagles also hit only one flyball out compared to 15 groundball outs. Tiger starter **David Kopp** suffered the loss, as he allowed seven hits, four earned runs, and two walks with six strikeouts.

Winthrop 6 (30-10)										Clemson 3 (27-11)									
Player	AB	R	H	RBI	BB	SO	PO	A		Player	AB	R	H	RBI	BB	SO	PO	A	
Carrara, 2B	5	1	1	0	0	1	0	4		Demmink, DH	4	0	1	0	0	2	0	0	
Rollins, 1B/P	4	1	1	3	1	2	6	0		Chalk, CF	4	1	2	0	0	0	0	0	
Dempsey, LF	4	0	0	0	1	2	2	0		Colvin, LF	4	1	0	0	0	1	0	0	
Lentz, CF	5	0	3	0	0	1	5	0		D'Alessio, 1B	3	0	0	0	0	0	14	0	
Repec, SS	5	0	0	0	0	1	3	2		Storrier, RF	4	0	2	2	0	0	1	0	
Carey, RF	3	1	1	1	1	1	2	0		Mitchell, PR	0	0	0	0	0	0	0	0	
McBride, PR/RF	0	1	0	0	0	0	1	0		Harbin, 2B	4	1	2	0	0	0	0	4	
Ehrlich, DH	2	1	1	0	1	0	0	0		M. Smith, 3B	3	0	0	1	0	0	0	1	
Tisdale, 1B	0	0	0	0	0	0	0	0		Widmann, SS	4	0	1	0	0	1	1	4	
Saum, 3B	4	0	2	1	0	2	3	2		Casanova, C	3	0	0	0	0	1	10	1	
Robbins, C	3	1	1	1	0	0	5	0		Hall, PH	1	0	0	0	0	0	0	0	
Totals	35	6	10	6	4	10	27	8		Totals	34	3	8	3	0	5	27	13	

Score By Innings

	R	H	E
Winthrop	0	1	0
Clemson	0	0	0

E - Repec (8), Saum 2 (8). DP - Winthrop 1, Clemson 1. LOB - Winthrop 8, Clemson 6. 2B - Carrara (10), Lentz 2 (11), Saum (8), Robbins (5), Harbin (10). 3B - Harbin (1). HR - Rollins (2), Carey (4). SH - Ehrlich (3), Robbins (6), D'Alessio (2). SF - M. Smith (2). SB - Lentz (5), Chalk (8), Harbin (3).

Winthrop									Clemson								
	IP	H	R	ER	BB	SO	AB	BF		IP	H	R	ER	BB	SO	AB	BF
Wilson (R)	8.0	8	3	2	0	5	30	32	Kopp (R)	5.1	7	5	4	2	6	24	26
Rollins (R)	1.0	0	0	0	0	0	4	4	Moskos (L)	3.2	3	1	1	2	4	11	15
Totals	9.0	8	3	2	0	5	34	36	Totals	9.0	10	6	5	4	10	35	41

Win - Wilson (9-2). Loss - Kopp (2-1). Save - Rollins (1).

Umpires: HP - David Savage, 1B - Mike Mazzarisi, 3B - Danny Everett

Start - 7:18 PM. Finish - 9:57 PM. Time - 2:39. Attendance - 4,095

Game 40 • Clemson 6, Boston College 3

April 21, 2006 • Commander Shea Field • Chestnut Hill, MA

In game-one, **Josh Cribb** pitched 7.0 effective innings to lead #6 Clemson to a 6-3 win at Boston College on April 21. **Cribb** allowed seven hits and two earned runs to earn the victory, while **Daniel Moskos** pitched 1.1 scoreless innings to pick up the save. Clemson scored single runs in the second and fourth innings, then took a 4-1 lead with two runs in the sixth inning thanks to RBI doubles by **Travis Storrier** and **Marquez Smith**. **Storrier** was 2-for-2, while **Smith** had two hits and two RBIs. The Eagles stranded 10 runners on base, while Clemson had four sacrifice bunts.

Clemson 6 (28-12, 11-5 ACC)									Boston College 3 (19-19-1, 4-15 ACC)								
Player	AB	R	H	RBI	BB	SO	PO	A	Player	AB	R	H	RBI	BB	SO	PO	A
Demmink, DH	4	0	1	0	0	1	0	0	Joh. Ayers, 2B	3	0	0	0	2	1	4	5
Hall, PH/DH	1	0	1	0	0	0	0	0	Hutchinson, SS	4	0	1	0	0	1	3	4
Chalk, CF	3	0	0	0	0	0	0	0	McGuire, LF	4	1	1	1	0	1	0	0
Colvin, LF	4	0	0	1	1	2	0	0	Preziosi, 1B/P	5	0	2	0	0	2	9	1
D'Alessio, 1B	3	3	1	0	2	0	12	0	McGill, C	4	0	2	0	0	0	6	2
Storror, RF	2	2	2	1	1	0	3	0	Campbell, 3B	4	0	2	1	0	0	0	4
Harbin, 2B	3	0	1	1	0	0	3	3	Ruiz, DH/1B	4	0	0	0	0	0	1	1
M. Smith, 3B	4	0	2	2	0	0	0	2	Reynoso, RF	3	1	1	1	0	1	2	0
Widmann, SS	4	0	1	1	0	1	2	4	Dittrich, PH	1	0	0	0	0	0	0	0
Casanova, C	4	1	1	0	0	1	7	2	Schomaker, RF	0	0	0	0	0	0	1	0
									Frates, CF	2	1	0	0	1	1	1	0
									Akel, PH	1	0	1	0	0	0	0	0
Totals	32	6	10	6	4	5	27	14	Totals	35	3	10	3	3	7	27	11

Game 41 • Boston College 3, Clemson 2

April 22, 2006 (Game 1) • Commander Shea Field • Chestnut Hill, MA

In game-two, righthander **Terry Doyle** stifled #6 Clemson, allowing two runs (one earned) on four hits in 7.1 innings pitched in Boston College's 3-2 win in the first game of a doubleheader on April 22. **Doyle**, **Matt Meyer**, and **Kevin Boggan** limited Clemson to just four hits, while the Eagle offense had six hits. **Boggan** also recorded the save. Boston College scored all three of its runs in the first two innings, including two runs in the first inning after loading the bases with no outs. The Tigers scored a run in the fourth inning on a solo home run by **Travis Storrer**. The Tigers scored another run in the fifth inning on one of three Boston College errors in the frame. **David Kopp** pitched 6.1 scoreless innings in relief of two-hit ball with two walks and eight strikeouts, but the Tigers were 0-for-11 with runners on base and 0-for-4 with runners in scoring position.

Clemson 2 (28-13, 11-6 ACC)

Player	AB	R	H	RBI	BB	SO	PO	A
Demmink, DH	3	0	1	0	1	1	0	0
Chalk, CF	4	0	0	0	0	1	2	0
Colvin, LF	4	0	0	0	0	1	2	0
D'Alessio, 1B	3	0	0	0	1	2	8	0
Storrer, RF	4	1	1	1	0	1	0	0
Harbin, 2B	4	0	1	0	0	0	2	3
M. Smith, 3B	3	0	0	0	1	2	0	1
Mitchell, PR	0	0	0	0	0	0	0	0
Widmann, SS	4	1	0	0	0	1	1	4
Casanova, C	3	0	1	0	0	0	9	0
Totals	32	2	4	1	3	9	24	10

Boston College 3 (20-19-1, 5-15 ACC)

Player	AB	R	H	RBI	BB	SO	PO	A
Joh. Ayers, 2B	2	1	1	1	0	0	2	3
Hutchinson, SS	2	1	0	0	2	1	2	2
McGuire, LF	2	0	0	0	1	1	1	0
Schomaker, LF	0	0	0	0	0	0	0	0
Preziosi, 1B	4	0	1	0	0	0	9	2
McGill, C	4	0	1	1	0	2	9	0
Campbell, 3B	4	0	0	0	0	3	0	5
Ruiz, DH	3	0	0	0	0	2	0	0
Reynoso, RF	3	1	1	0	0	0	3	0
Frates, CF	2	0	2	0	1	0	0	0
Totals	26	3	6	2	4	9	27	12

Score By Innings

	Clemson	Boston College
1	0	0
2	1	0
3	0	0
4	0	0
5	0	0
6	0	0
7	0	0
8	0	0
9	0	0
R	2	3
H	4	6
E	0	3

E - Joh. Ayers (6), Hutchinson (12), Doyle (2). DP - Clemson 2, Boston College 1. LOB - Clemson 6, Boston College 6. 2B - Reynoso (5). HR - Storrer (6). HBP - McGuire. SH - Joh. Ayers (3). SF - Joh. Ayers (3). SB - McGill (8), Frates 2 (11).

Clemson IP H R ER BB SO AB BF

Player	IP	H	R	ER	BB	SO	AB	BF
Faris (R)	1.2	4	3	3	2	1	7	11
Kopp (R)	6.1	2	0	0	2	8	19	22
Totals	8.0	6	3	3	4	9	26	33

Boston College IP H R ER BB SO AB BF

Player	IP	H	R	ER	BB	SO	AB	BF
Doyle (R)	7.1	4	2	1	2	6	27	29
Meyer (L)	1.0	0	0	0	0	3	3	3
Boggan (R)	0.2	0	0	0	1	0	2	3
Totals	9.0	4	2	1	3	9	32	35

Win - Doyle (3-4). Loss - Faris (4-2). Save - Boggan (5).

Umpires: HP - Harry Greer, 1B - Gerald Trexler, 3B - Bruce Ravan

Start - 11:02 AM. Finish - 1:16 PM. Time - 2:14.

Game 42 • Clemson 4, Boston College 1

April 22, 2006 (Game 2) • Commander Shea Field • Chestnut Hill, MA

In game-three, **Jason Berken** and **Ryan Hinson** limited Boston College to six hits in #6 Clemson's 4-1 victory in the second game of a doubleheader on April 22. **Berken** allowed one run on five hits with seven strikeouts in 6.0 innings pitched to record the win. **Hinson** picked up his first career save by pitching 3.0 scoreless innings of one-hit ball. He did so pitching in the town of the team (Boston Red Sox) that drafted him in the summer of 2005. Clemson scored three runs in the first two innings, highlighted by run-scoring singles by **Taylor Harbin** (first inning) and **Herman Demmink** (second inning). The Tigers also scored a run in the first inning via a two-out balk. **Harbin** had a game-high three hits for the Tigers, who totaled 11 hits in all. Six different Eagles had one hit apiece to account for the team's six hits in the game. Neither team committed an error as well.

Clemson 4 (29-13, 12-6 ACC)

Player	AB	R	H	RBI	BB	SO	PO	A
Demmink, DH	5	0	2	1	0	0	0	0
Chalk, CF	5	1	1	0	0	0	2	0
Storrer, RF	5	0	0	0	0	2	3	0
Colvin, LF	3	1	2	0	1	0	2	0
Harbin, 2B	4	1	3	1	0	0	1	3
D'Alessio, 1B	4	0	0	0	0	1	10	0
M. Smith, 3B	4	1	2	1	0	0	0	1
Widmann, SS	4	0	0	0	0	2	1	1
Casanova, C	4	0	1	0	0	1	8	1
Totals	38	4	11	3	1	6	27	9

Boston College 1 (20-20-1, 5-16 ACC)

Player	AB	R	H	RBI	BB	SO	PO	A
Joh. Ayers, 2B	3	0	1	0	1	1	1	3
Hutchinson, SS	4	0	1	0	0	1	0	3
McGuire, LF	4	0	0	0	0	1	1	0
Preziosi, 1B	2	1	1	0	2	0	8	1
McGill, C	4	0	1	0	0	0	6	0
Campbell, 3B	4	0	1	0	0	1	1	4
Ruiz, DH	4	0	1	1	0	1	0	0
Reynoso, RF	3	0	0	0	0	1	3	0
Dittrich, PH	1	0	0	0	0	1	0	0
Frates, CF	3	0	0	0	0	1	4	0
Totals	32	1	6	1	3	8	27	12

Score By Innings

	Clemson	Boston College
1	2	1
2	0	0
3	0	0
4	0	0
5	0	0
6	0	0
7	0	0
8	0	0
9	0	0
R	4	1
H	11	6
E	0	0

LOB - Clemson 8, Boston College 7. 2B - M. Smith (9), McGill (11), Ruiz (13). SB - Chalk (9), Joh. Ayers (14). CS - Preziosi (4).

Clemson IP H R ER BB SO AB BF

Player	IP	H	R	ER	BB	SO	AB	BF
Berken (R)	6.0	5	1	1	3	7	22	25
Hinson (L)	3.0	1	0	0	0	1	10	10
Totals	9.0	6	1	1	3	8	32	35

Boston College IP H R ER BB SO AB BF

Player	IP	H	R	ER	BB	SO	AB	BF
Jeanes (L)	3.0	5	3	3	1	4	14	15
Asselin (R)	3.1	2	0	0	0	2	12	12
Meyer (L)	1.0	3	1	1	0	0	6	6
Boggan (R)	1.2	1	0	0	0	0	6	6
Totals	9.0	11	4	4	1	6	38	39

Win - Berken (5-3). Loss - Jeanes (1-4). Save - Hinson (1).

Umpires: HP - Gerald Trexler, 1B - Bruce Ravan, 3B - Harry Greer

Start - 1:51 PM. Finish - 4:11 PM. Time - 2:30. Attendance - 862

Game 43 • Clemson 10, Wofford 1

April 26, 2006 • Doug Kingsmore Stadium • Clemson, SC

Clemson, ranked #9 in the nation, totaled nine extra-base hits, including four home runs and five doubles, on its way to a 10-1 win over Wofford on April 26. **Marquez Smith** led off the sixth and seventh innings with solo homers, while **Travis Storrer** and **Adrian Casanova** also added long balls. **Tyler Colvin** was 3-for-5 with two doubles and three RBIs. **Stephen Faris** pitched 7.0 shutout innings, allowing five hits and no walks with eight strikeouts to earn the win.

Wofford 1 (17-28)

Player	AB	R	H	RBI	BB	SO	PO	A
Fusaro, DH	4	0	0	0	0	1	0	0
Eller, RF/LF	3	1	1	0	0	0	1	0
Kirkley, 3B	4	0	1	0	0	2	0	2
Brandt, LF	3	0	0	0	0	3	1	0
Pearce, RF	1	0	0	0	0	1	0	0
Eaves, CF	3	0	1	0	0	2	6	0
Regan, PH	1	0	0	0	0	1	0	0
Munns, C	2	0	1	0	0	0	6	0
Bridgeman, PH	1	0	0	0	0	1	0	0
Sturkie, SS	3	0	0	0	0	1	2	0
Wood, 1B	3	0	1	0	0	0	4	1
Pittman, 2B	3	0	1	0	0	0	2	1
Totals	31	1	6	0	0	12	24	4

Clemson 10 (30-13)

Player	AB	R	H	RBI	BB	SO	PO	A
Mitchell, CF	4	2	1	0	1	1	2	0
Demmink, DH	3	1	1	0	0	0	0	0
Hall, PH/DH	2	0	0	0	0	0	0	0
Storrer, RF	2	3	2	2	1	0	0	0
Hogan, PH/C	1	0	0	0	0	1	3	0
Colvin, LF	5	0	3	3	0	0	0	0
Harbin, 2B/SS	4	0	1	1	0	0	1	3
M. Smith, 3B	4	2	2	2	0	1	1	4
D'Alessio, 1B	2	1	0	0	1	0	7	1
Ingram, 1B	1	0	0	0	0	1	3	0
Widmann, SS	3	0	0	0	0	1	1	0
Leggett, 2B	1	0	0	0	0	0	0	1
Casanova, C	3	1	2	2	0	0	7	2
Burg, PH/CF	1	0	1	0	0	0	1	0
Totals	36	10	13	10	3	5	27	13

Score By Innings

	Wofford	Clemson
1	0	0
2	0	0
3	0	0
4	0	0
5	0	0
6	0	0
7	0	0
8	0	0
9	0	0
R	1	6
H	6	13
E	0	0

DP - Clemson 1. LOB - Wofford 5, Clemson 6. 2B - Eller (7), Pittman (3), Storrer (7), Colvin 2 (17), Harbin (12), Burg (3). HR - Storrer (7), M. Smith 2 (6), Casanova (5). HBP - Eller, Munns. SF - Storrer (3). SB - Kirkley (7), Mitchell (3), Demmink (10). CS - Eaves (4).

Wofford IP H R ER BB SO AB BF

Player	IP	H	R	ER	BB	SO	AB	BF
Austin (R)	5.1	9	7	7	2	2	24	27
Hunt (L)	1.1	4	3	3	1	1	8	9
Beaton (R)	1.1	0	0	0	0	2	4	4
Totals	8.0	13	10	10	3	5	36	40

Clemson IP H R ER BB SO AB BF

Player	IP	H	R	ER	BB	SO	AB	BF
Faris (R)	7.0	5	0	0	0	8	24	26
Clark (R)	1.0	1	1	0	0	1	4	4
Moskos (L)	1.0	0	0	0	0	3	3	3
Totals	9.0	6	1	0	0	12	31	33

Win - Faris (5-2). Loss - Austin (0-3).

Umpires: HP - David Savage, 1B - Rick Brown, 3B - Mike Mazzarisi

Start - 7:18 PM. Finish - 9:20 PM. Time - 2:02. Attendance - 2,944

Game 44 • Clemson 11, Virginia Tech 2

April 28, 2006 • Doug Kingsmore Stadium • Clemson, SC

In game-one, #9 Clemson scored five runs in the second inning on its way to an 11-2 win over Virginia Tech on April 28. **Travis Storrer** capped the five-run inning with a two-run homer. Every Tiger starter had at least one hit. Pinch-hitter **Tanner Leggett** hit a solo homer in the seventh, the first of his career. **Josh Cribb** earned the win by pitching 7.2 innings, allowing four hits, two runs, and one walk with seven strikeouts.

Virginia Tech 2 (17-25, 3-19 ACC)

Player	AB	R	H	RBI	BB	SO	PO	A
Parks, CF	4	0	2	1	0	0	3	0
Adams, LF	4	0	1	0	0	2	0	0
O'Brien, 1B	4	0	0	0	0	1	8	1
Cueto, RF	3	0	0	0	1	2	3	1
Hacker, 2B	4	0	1	0	0	1	1	3
Padgett, DH	4	0	0	0	0	2	0	0
Thomas, 3B	4	2	2	1	0	1	2	2
Schaeffer, SS	3	0	1	0	0	1	1	3
Foley, C	3	0	0	0	0	0	5	1



Game 49 • Clemson 8, Duke 2

May 9, 2006 • Jack Coombs Field • Durham, NC

In game-three, **Andy D'Alessio** hit two homers to lead #7 Clemson to an 8-2 win over Duke on May 9. **Tyler Colvin** hit a homer, while **Taylor Harbin** had two hits, including a two-run single in the seventh. Duke had six hits and scored single runs in each of the first two innings, but were shut out the rest of the game.

Clemson 8 (36-13, 18-6 ACC)									Duke 2 (14-36, 6-21 ACC)								
Player	AB	R	H	RBI	BB	SO	PO	A	Player	AB	R	H	RBI	BB	SO	PO	A
Demmink, DH	4	0	1	1	0	0	0	0	Gallagher, DH	4	1	1	0	0	1	0	0
Hall, PH/DH/2B	1	0	1	0	0	0	1	1	Anderson, CF	4	0	0	0	0	0	1	0
Chalk, CF	2	1	1	0	0	0	1	0	Bartles, SS	3	0	1	1	1	1	0	4
Mitchell, CF	1	1	0	0	0	0	4	0	Socorro, 2B	4	0	0	0	0	1	3	6
Storrier, RF	2	1	0	1	1	1	1	0	Nicolla, RF	4	1	1	0	0	1	0	0
Burg, RF	1	0	0	0	0	0	0	0	Freiman, 1B	4	0	2	1	0	0	14	1
Colvin, LF	5	1	1	1	0	2	0	0	Murray, LF/3B	3	0	0	0	1	0	2	0
Harbin, 2B/SS	4	0	2	2	1	0	2	4	Williams, C	3	0	0	0	0	2	6	0
M. Smith, 3B	5	1	1	0	0	2	0	1	Kreick, 3B	1	0	0	0	1	0	0	2
D'Alessio, 1B	4	2	2	3	0	0	11	1	Sherlock, PH/LF	1	0	1	0	0	0	0	0
Widmann, SS	3	1	1	0	1	0	2	3									
Hinson, P	0	0	0	0	0	0	0	0									
Casanova, C	2	0	1	0	0	0	0	5									
Hogan, C	1	0	0	0	0	1	0	0									
Totals	35	8	11	8	3	6	27	13	Totals	31	2	6	2	3	6	27	13

Score By Innings

	R	H	E
Clemson	2	3	1
Duke	1	1	0

E - Harbin (5), Gallagher (1). **DP** - Clemson 3, Duke 1. **LOB** - Clemson 7, Duke 5. **2B** - Gallagher (15), Nicolla (9), Freiman (5), Sherlock (7). **3B** - Demmink (3). **HR** - Colvin (9), D'Alessio 2 (17). **HBP** - Chalk, Mitchell. **SH** - Casanova (7). **SF** - Storrier (4). **SB** - Chalk (12), Harbin (6), Widmann (10).

Clemson									Duke								
	IP	H	R	ER	BB	SO	AB	BF		IP	H	R	ER	BB	SO	AB	BF
Berken (R)	4.0	4	2	2	1	4	15	16	Gallagher (L)	6.0	8	6	6	2	2	23	28
Kopp (R)	2.0	1	0	0	0	2	6	6	R. Perry (R)	0.0	0	2	2	1	0	0	2
Martin (L)	1.0	0	0	0	1	0	3	4	Bajoczky (R)	3.0	3	0	0	0	4	12	12
Richard (R)	1.0	1	0	0	1	0	4	5									
Hinson (L)	1.0	0	0	0	0	0	3	3									
Totals	9.0	6	2	2	3	6	31	34	Totals	9.0	11	8	8	3	6	35	42

Win - Berken (7-3). **Loss** - Gallagher (1-5).

Umpires: HP - Richie Tallent, 1B - Tony Maners, 3B - Mickey Fuqua

Start - 12:59 PM. **Finish** - 3:16 PM. **Time** - 2:17. **Attendance** - 327

Game 51 • Clemson 4, Florida State 3 (10 Innings)

May 13, 2006 • Doug Kingsmore Stadium • Clemson, SC

In game-two, **Tyler Colvin** singled home **Marquez Smith** with a single through the right side in the 10th inning to lift #7 Clemson to a 4-3 victory over #13 Florida State on May 13. The Tigers tied the score with two outs in the ninth inning on **Adrian Casanova's** run-scoring single up the middle. Florida State maintained a 3-0 lead until **Travis Storrier** hit a two-run triple in the sixth inning. **Storrier** added a double, as both of his extra-base hits fell just short of being home runs. Relievers **David Kopp** and **Ryan Hinson** combined for 6.0 innings, allowing three hits and no runs, as **Hinson** picked up the win. It was the Tigers' first extra-inning win over the Seminoles since the first game of the series in 1958 (103rd all-time game).

Florida State 3 (37-14, 14-11 ACC)									Clemson 4 (38-13, 20-6 ACC)								
Player	AB	R	H	RBI	BB	SO	PO	A	Player	AB	R	H	RBI	BB	SO	PO	A
Robinson, CF	3	1	1	0	2	0	2	0	Demmink, DH	5	0	1	0	0	1	0	0
Rye, RF	5	1	2	0	0	0	3	0	Chalk, CF	4	1	1	0	0	0	1	0
Guinn, 1B	4	0	1	0	0	0	10	2	M. Smith, 3B	4	2	0	0	0	1	0	2
Posey, SS	2	0	1	2	1	0	2	0	Colvin, LF	5	0	1	1	0	1	3	0
Malone, 3B	4	1	2	0	0	0	0	3	Storrier, RF	4	0	2	2	0	0	3	1
Strauss, LF	2	0	0	0	0	0	3	0	Harbin, 2B	4	1	2	0	0	0	5	5
Gildea, LF	1	0	0	0	0	0	0	0	D'Alessio, 1B	4	0	1	0	0	2	12	0
Spivey, DH	3	0	1	1	0	0	0	0	Widmann, SS	4	0	0	0	0	1	0	4
Anderson, PH/DH	1	0	0	0	0	1	0	0	Casanova, C	4	0	1	1	0	0	6	1
T. Thomas, 2B	3	0	0	0	1	0	2	2									
Maxie, C	4	0	0	0	0	3	5	1									
Totals	32	3	8	3	4	4	28	10	Totals	38	4	9	4	0	6	30	16

Score By Innings

	R	H	E
Florida State	0	2	0
Clemson	0	0	0

E - Posey (19), Henry (2), Chalk (4). **DP** - Clemson 1. **LOB** - Florida State 6, Clemson 8. **2B** - Guinn (14), Demmink (13), Storrier (9). **3B** - Storrier (1). **HBP** - M. Smith. **SH** - Guinn (2), Posey (2), Strauss (4), Chalk (18). **SB** - T. Thomas (17), Demmink (11). **CS** - Malone (1).

Florida State									Clemson								
IP	H	R	ER	BB	SO	AB	BF		IP	H	R	ER	BB	SO	AB	BF	
Henry (R)	7.1	5	2	2	0	2	27	29	Cribb (R)	4.0	5	3	3	3	1	14	19
Marsh (R)	0.1	0	0	0	0	1	1	1	Kopp (R)	3.1	2	0	0	1	1	10	12
DiBlasi (L)	0.1	0	0	0	0	1	1	1	Hinson (L)	2.2	1	0	0	0	2	8	8
Tucker (R)	1.1	4	2	1	0	2	9	9									
Totals	9.1	9	4	3	0	6	38	40	Totals	10.0	8	3	3	4	4	32	39

Win - Hinson (3-0). **Loss** - Tucker (0-1).

Umpires: HP - Frank Sylvestre, 1B - Randy Harvey, 3B - Scott Erby

Start - 4:06 PM. **Finish** - 6:38 PM. **Time** - 2:32. **Attendance** - 5,470

Game 50 • Clemson 9, Florida State 1

May 12, 2006 • Doug Kingsmore Stadium • Clemson, SC

In game-one, #7 Clemson totaled 18 hits in a 9-1 victory over #13 Florida State on May 12. **Travis Storrier** had four hits, while **Marquez Smith** tied a Tiger record held by many with three doubles.

Florida State 1 (37-13, 14-10 ACC)										Clemson 9 (37-13, 19-6 ACC)									
Player	AB	R	H	RBI	BB	SO	PO	A		Player	AB	R	H	RBI	BB	SO	PO	A	
Robinson, CF	3	0	0	1	0	0	2	0		Demmink, DH	5	2	3	0	0	1	0	0	
Malone, 3B	4	0	1	0	0	0	0	2		Burg, PH/DH	1	0	0	0	0	0	0	0	
Guinn, 1B	3	0	0	0	0	0	10	0		Chalk, CF	4	1	1	0	0	0	0	3	
Posey, SS	3	0	0	0	1	0	2	1		M. Smith, 3B	3	3	3	3	1	0	0	2	
Oravetz, DH	4	0	0	0	0	2	0	0		Colvin, LF	5	1	1	1	0	1	4	0	
T. Thomas, 2B	3	0	0	0	1	2	3	8		Storrier, RF	5	1	4	1	0	0	0	0	
Strauss, RF	3	1	2	0	1	0	0	0		Mitchell, RF	0	0	0	0	0	0	0	0	
Gildea, LF	3	0	0	0	0	1	3	0		Harbin, 2B/SS	4	1	3	2	1	0	1	2	
Maxie, C	2	0	0	0	0	1	3	1		D'Alessio, 1B	3	0	1	1	1	2	8	1	
Diaz, C	0	0	0	0	0	0	1	0		Ingram, PH/1B	1	0	0	0	0	1	2	0	
Spivey, PH	1	0	0	0	0	0	0	0		Widmann, SS	4	0	2	1	0	0	2	2	
										Leggett, PH/2B	0	0	0	0	0	0	0	1	
										Casanova, C	3	0	0	0	0	0	5	0	
										Hall, PH	1	0	0	0	0	0	0	0	
										Hogan, C	0	0	0	0	0	0	1	0	
Totals	29	1	3	1	3	6	24	13		Totals	39	9	18	9	3	5	27	9	

Score By Innings

	R	H	E
Florida State	0	0	1
Clemson	2	0	2

E - Malone (7), Leggett (1). **DP** - Florida State 2, Clemson 1. **LOB** - Florida State 8, Clemson 13. **2B** - Demmink (12), M. Smith (3) (15). **3B** - Strauss (1). **HBP** - Guinn, Gildea, Maxie, M. Smith, Leggett. **SH** - Chalk (17), Casanova (8). **SF** - Robinson (4). **SB** - Maxie (1), Colvin (15).

Florida State									Clemson								
	IP	H	R	ER	BB	SO	AB	BF		IP	H	R	ER	BB	SO	AB	BF
Chambliss (R)	4.0	15	9	9	2	3	25	30	Faris (R)	7.2	3	1	1	2	4	24	30
Burge (L)	1.0	1	0	0	0	1	4	4	Clyne (R)	1.1	0	0	0	1	2	5	6
Chambers (R)	1.0	1	0	0	0	0	3	3									
Hyde (R)	1.0	1	0	0	1	0	4	5									
Marshall (R)	1.0	0	0	0	0	1	3	4									
Totals	8.0	18	9	9	3	5	39	46	Totals	9.0	3	1	1	3	6	29	36

Game 53 • Clemson 1, College of Charleston 0

May 16, 2006 • Doug Kingsmore Stadium • Clemson, SC

P.J. Zocchi pitched 8.2 scoreless innings with eight strikeouts to pitch #3 Clemson to a 1-0 victory over #21 College of Charleston at Doug Kingsmore Stadium on May 16. Zocchi allowed just five hits and one walk, while Daniel Moskos struck out the only batter he faced with the tying run on first base to record the save. Clemson ran its consecutive innings scoreless streak against the Cougars to 29. Andy D'Alessio's sacrifice fly plated Marquez Smith in the fourth for the game's lone run. With runners on first and third with one out, shortstop Stan Widmann turned a key double play on a groundball up the middle that second baseman Taylor Harbin snagged to get out of a jam. Adrian Casanova had two of the Tigers' four hits.

College of Charleston 0 (38-13)										Clemson 1 (40-13)									
Player	AB	R	H	RBI	BB	SO	PO	A		Player	AB	R	H	RBI	BB	SO	PO	A	
Coker, RF	4	0	1	0	0	1	1	0		Demmink, DH	3	0	0	0	0	1	0	0	
Cobb, CF	3	0	2	0	0	0	2	0		Chalk, CF	3	0	0	0	1	0	1	0	
Campbell, 2B	4	0	1	0	0	0	3	1		M. Smith, 3B	2	1	0	0	2	0	1	2	
Lasater, 1B	3	0	0	0	1	1	7	0		Colvin, LF	4	0	1	0	0	1	2	0	
Cordisco, PR	0	0	0	0	0	0	0	0		Storrier, RF	1	0	0	0	0	1	2	0	
Easterling, 3B	4	0	0	0	0	1	0	1		Harbin, 2B	2	0	0	0	1	0	0	6	
Garabedian, C	3	0	0	0	0	1	6	1		D'Alessio, 1B	2	0	0	1	0	2	11	0	
Maiden, DH	2	0	0	0	0	1	0	0		Widmann, SS	3	0	1	0	0	0	2	2	
McDord, PH/DH	1	0	0	0	0	1	0	0		Casanova, C	3	0	2	0	0	0	8	2	
Friddle, LF	3	0	1	0	0	0	2	1											
Marmol, SS	2	0	0	0	0	2	2	2											
Kirkpatrick, PH	1	0	0	0	0	1	0	0											
Trask, SS	0	0	0	0	0	0	0	0											
Totals	30	0	5	0	1	9	24	8		Totals	23	1	4	1	4	5	27	12	

Score By Innings										R	H	E
College of Charleston	0	0	0	0	0	0	0	0	0	0	5	0
Clemson	0	0	0	1	0	0	0	0	0	1	4	3

E - M. Smith (2), Storrier (2), Widmann (20). DP - College of Charleston 1, Clemson 2. LOB - College of Charleston 5, Clemson 6. 2B - Cobb (14), Friddle (14). HBP - Storrier. SH - Cobb (11), Demmink (2), Storrier (4). SF - D'Alessio (3). SB - Cobb (19). CS - Friddle (6).

Charleston								Clemson									
IP	H	R	ER	BB	SO	AB	BF	IP	H	R	ER	BB	SO	AB	BF		
Beliveau (L)	7.1	4	1	1	4	22	30	Zocchi (R)	8.2	5	0	0	1	8	29	31	
Monsma (L)	0.2	0	0	0	0	1	1	Moskos (L)	0.1	0	0	0	0	1	1	1	
Totals	8.0	4	1	1	4	5	23	31	Totals	9.0	5	0	0	1	9	30	32

Win - Zocchi (5-0). Loss - Beliveau (4-3). Save - Moskos (9).

Umpires: HP - David Savage, 1B - Steve Manders, 3B - Toby Basner

Start - 7:16 PM. Finish - 9:30 PM. Time - 2:14. Attendance - 4,259

Game 55 • Clemson 6, Wake Forest 0

May 19, 2006 • Doug Kingsmore Stadium • Clemson, SC

In game-two, Tyler Colvin went 4-for-4 with a homer and four RBIs to lead #3 Clemson to a 6-0 victory over #22 Wake Forest on May 19. With the win, Clemson clinched the ACC regular-season title for the first time since 1995. Colvin's three-run homer with two outs in the seventh inning gave the Tigers a comfortable cushion. Clemson held a 3-0 lead after scoring single runs in the first three innings. Wake Forest got leadoff singles in the fourth, fifth, sixth, and seventh innings, but failed to score each time thanks in part to double plays in two of the innings. Brad Chalk was 2-for-4 with two runs scored, while Stan Widmann added two hits and an RBI. Josh Cribb pitched 7.0 scoreless innings, allowing six hits and no walks with four strikeouts to earn the win. Cribb, David Kopp, and Daniel Moskos combined to face just four batters over the minimum in the game.

Wake Forest 0 (33-19, 16-12 ACC)										Clemson 6 (42-13, 23-6 ACC)									
Player	AB	R	H	RBI	BB	SO	PO	A		Player	AB	R	H	RBI	BB	SO	PO	A	
Antonelli, 3B	4	0	2	0	0	0	0	2		Demmink, DH	4	0	0	0	0	1	0	0	
Ocheltree, RF	4	0	0	0	0	2	3	0		Chalk, CF	4	2	2	0	0	1	0	0	
Dykstra, 1B	4	0	1	0	0	0	10	0		M. Smith, 3B	3	1	1	0	1	1	0	4	
Linnenkohl, LF	4	0	0	0	0	0	3	1		Colvin, LF	4	1	4	4	0	0	1	0	
Smith, DH	3	0	1	0	0	0	0	0		Storrier, RF	4	0	0	0	0	1	3	0	
Goff, 2B	3	0	1	0	0	0	1	4		Mitchell, RF	0	0	0	0	0	0	0	0	
Hood, SS	3	0	0	0	0	1	1	4		Harbin, 2B	4	1	1	0	0	0	5	5	
Jones, C	2	0	0	0	0	1	6	0		D'Alessio, 1B	3	0	0	0	1	1	11	1	
Enick, PH	1	0	0	0	0	1	0	0		Widmann, SS	4	0	2	1	0	0	0	2	
Rosaia, C	0	0	0	0	0	0	0	0		Casanova, C	3	1	1	0	1	0	6	0	
Williams, CF	3	0	1	0	0	1	0	0											
Totals	31	0	6	0	0	6	24	11		Totals	33	6	11	5	3	5	27	14	

Score By Innings										R	H	E
Wake Forest	0	0	0	0	0	0	0	0	0	0	6	1
Clemson	1	1	1	0	0	0	3	0	0	6	11	0

E - Linnenkohl (4). DP - Clemson 2. LOB - Wake Forest 4, Clemson 7. 2B - Dykstra (17). HR - Colvin (12). SH - Demmink (3). SB - Colvin (16), Harbin (7), Widmann (12).

Wake Forest									Clemson								
IP	H	R	ER	BB	SO	AB	BF		IP	H	R	ER	BB	SO	AB	BF	
Niesen (L)	6.0	7	3	3	2	4	24	26	Cribb (R)	7.0	6	0	0	0	4	25	25
K. Young (R)	2.0	4	3	3	1	1	9	11	Kopp (R)	1.0	0	0	0	0	1	3	3
									Moskos (L)	1.0	0	0	0	0	1	3	3
Totals	8.0	11	6	6	3	5	33	37	Totals	9.0	6	0	0	0	6	31	31

Win - Cribb (9-0). Loss - Niesen (3-1).

Umpires: HP - Mickey Fuqua, 1B - Ron Sebastian, 3B - Al Davis

Start - 7:18 PM. Finish - 9:25 PM. Time - 2:07. Attendance - 5,617

Game 54 • Clemson 26, Wake Forest 1

May 18, 2006 • Doug Kingsmore Stadium • Clemson, SC

In game-one, Clemson totaled 25 hits, including seven home runs, in a 26-1 victory over #22 Wake Forest on May 18. The Tigers' 26 runs were the most in a game since a 41-9 victory at N.C. State in 1979. Clemson had 12 extra-base hits. Tyler Colvin and Andy D'Alessio each hit two homers. Colvin was also 5-for-7 with eight RBIs. Stephen Faris faced the minimum in 6.0 innings pitched to earn the win.

Wake Forest 1 (33-18, 16-11 ACC)										Clemson 26 (41-13, 22-6 ACC)									
Player	AB	R	H	RBI	BB	SO	PO	A		Player	AB	R	H	RBI	BB	SO	PO	A	
Antonelli, 3B	4	0	1	0	0	0	0	1		Demmink, DH	5	1	2	2	1	1	0	0	
Ocheltree, CF/RF	4	1	0	0	0	2	3	1		Chalk, CF	6	3	2	2	1	1	2	0	
Dykstra, 1B	4	0	1	0	0	1	6	0		M. Smith, 3B	3	2	2	0	0	0	0	1	
Woodall, DH	3	0	1	0	0	1	0	0		Hall, PH/3B	4	2	3	3	0	0	0	1	
Williams, CF	1	0	1	0	0	0	1	0		Colvin, LF	7	3	5	8	0	1	4	0	
Linnenkohl, LF	3	0	1	1	0	0	1	0		Storrier, RF	3	0	1	1	0	0	2	0	
Smith, RF/P	2	0	1	0	0	0	3	1		Mitchell, PH/RF	1	3	0	0	2	0	1	0	
Achilles, 2B	0	0	0	0	0	0	2	0		Harbin, 2B	3	1	1	0	0	0	0	2	
Hood, SS	3	0	0	0	0	0	2	2		Leggett, PH/2B	4	2	1	0	0	0	1	3	
Rosaia, C	3	0	1	0	0	0	4	0		D'Alessio, 1B	3	2	2	3	0	1	7	1	
Goff, 2B	3	0	0	0	0	1	2	3		Burg, PH/1B	2	2	1	3	1	0	2	0	
G. Young, P	0	0	0	0	0	0	0	0		Widmann, SS	5	2	3	0	1	0	2	2	
										Casanova, C	2	1	0	0	0	0	4	1	
										Hogan, PH/C	2	2	2	4	1	0	1	0	
Totals	30	1	7	1	0	5	24	8		Totals	50	26	25	26	7	4	27	11	

Score By Innings										R	H	E
Wake Forest	0	0	0	0	0	1	0	0	0	1	7	2
Clemson	2	0	1	7	1	4	6	5	0	26	25	0

E - Dykstra (7), Hood (16). DP - Clemson 2. LOB - Wake Forest 4, Clemson 10. 2B - Williams (4), M. Smith (16), Hall (2), Colvin (20), Widmann (8), Hogan (1). HR - Hall (2), Colvin 2 (11), D'Alessio 2 (20), Burg (1), Hogan (1). HBP - Smith, Demmink, Mitchell, Casanova. SF - Linnenkohl (2).

Wake Forest									Clemson								
	IP	H	R	ER	BB	SO	AB	BF		IP	H	R	ER	BB	SO	AB	BF
Kledzik (R)	5.0	13	11	11	0	3	27	28	Faris (R)	6.0	2	0	0	0	4	18	18
Byrum (L)	1.0	2	4	2	4	0	6	10	Martin (L)	1.0	3	1	1	0	0	5	7
Smith (R)	1.0	6	6	6	1	1	9	11	Fiorenza (R)	1.0	1	0	0	0	0	3	3
G. Young (L)	1.0	4	5	4	2	0	8	11	Richard (R)	1.0	1	0	0	0	1	4	4
Totals	8.0	25	26	23	7	4	50	60	Totals	9.0	7	1	1	0	5	30	32

Win - Faris (8-2). Loss - Kledzik (5-4).

Umpires: HP - Al Davis, 1B - Mickey Fuqua, 3B - Ron Sebastian

Start - 7:18 PM. Finish - 9:54 PM. Time - 2:36. Attendance - 4,501

Game 56 • Clemson 7, Wake Forest 3

May 20, 2006 • Doug Kingsmore Stadium • Clemson, SC

In game-three, #3 Clemson scored seven runs in the first three innings and held on for a 7-3 win over #22 Wake Forest on May

Game 57 • Clemson 13, Wake Forest 1 (7 Innings)

May 24, 2006 • Baseball Grounds of Jacksonville • Jacksonville, FL

In the first round of the ACC Tournament, #2 Clemson totaled 13 hits and defeated Wake Forest 13-1 in seven innings (10-run rule) on May 24. The Tigers scored four runs in the second inning and five more in the fifth inning to break the game open. The team reached base a total of 20 times by either a hit, walk, or hit-by-pitch in just six innings at the plate. **D.J. Mitchell** went 2-for-4 with three RBIs, while **Marquez Smith** and **Taylor Harbin** each had three hits. Both **Harbin** and **Brad Chalk** had a double and triple as well. **P.J. Zocchi** earned the victory, as he allowed one run on four hits in 6.0 innings pitched. **Zocchi** and **Steve Richard** combined to allow just six hits and one walk in 7.0 innings pitched. Wake Forest's lone run came on a towering home run by **Allan Dykstra** in the fourth inning.

Wake Forest 1 (33-21)										Clemson 13 (44-13)									
Player	AB	R	H	RBI	BB	SO	PO	A		Player	AB	R	H	RBI	BB	SO	PO	A	
Williams, CF	3	0	0	0	0	0	2	0		Demmink, DH	3	2	0	1	1	1	0	0	
Antonelli, 3B	2	0	0	0	1	0	1	0		Chalk, CF	3	3	2	2	1	0	2	0	
Dykstra, 1B	3	1	1	1	0	1	4	1		M. Smith, 3B	5	1	3	2	0	1	1	2	
Linnenkohl, LF	3	0	0	0	0	0	0	0		Colvin, LF	5	0	2	1	0	3	2	0	
Enick, DH	3	0	1	0	0	1	0	0		Harbin, 2B/SS	3	1	3	1	1	0	1	2	
Ocheltree, RF	2	0	2	0	0	0	0	0		D'Alessio, 1B	3	1	0	0	1	1	8	0	
Sterk, PH	1	0	1	0	0	0	0	0		Widmann, SS	3	2	1	0	1	1	1	2	
Goff, 2B	2	0	0	0	0	0	1	3		Hall, 2B	0	0	0	0	0	0	0	0	
Achilles, PH	1	0	0	0	0	1	0	0		Mitchell, RF	4	2	2	3	0	0	1	0	
Jones, C	3	0	0	0	0	0	8	0		Burg, RF	0	0	0	0	0	0	0	0	
Hood, SS	3	0	1	0	0	2	1	1		Casanova, C	3	1	0	1	0	1	3	0	
										Hogan, C	0	0	0	0	0	0	2	0	
Totals	26	1	6	1	1	5	18	6		Totals	32	13	13	11	5	8	21	8	

Score By Innings										R	H	E
Wake Forest	0	0	0	1	0	0	0	1	6	3		
Clemson	0	4	0	2	5	2	13	13	0			

E - Jones (5), Hood 2 (18). **LOB** - Wake Forest 5, Clemson 9. **2B** - Enick (10), Chalk (7), Harbin (15). **3B** - Chalk (4), Harbin (2). **HR** - Dykstra (15). **HBP** - Chalk, Casanova. **SF** - Demmink (2). **SB** - Widmann (13). **CS** - Mitchell (4).

Wake Forest										Clemson									
IP	H	R	ER	BB	SO	AB	BF			IP	H	R	ER	BB	SO	AB	BF		
Niesen (L)	3.2	5	6	5	3	5	16	22		Zocchi (R)	6.0	4	1	1	1	3	21	22	
K. Young (R)	2.1	8	7	4	2	3	16	18		Richard (R)	1.0	2	0	0	0	2	5	5	
Totals	6.0	13	13	9	5	8	32	40		Totals	7.0	6	1	1	1	5	26	27	

Win - Zocchi (6-0). **Loss** - Niesen (3-2).

Umpires: HP - David Savage, 1B - Scott Graham, 2B - Scott Erby, 3B - Bruce Ravan

Start - 7:56 PM. **Finish** - 10:07 PM. **Time** - 2:11. **Attendance** - 16,444

Game 59 • Georgia Tech 8, Clemson 7 (10 Innings)

May 27, 2006 (Game 1) • Baseball Grounds of Jacksonville • Jacksonville, FL

In the third round of the ACC Tournament, **Wally Crancer** hit a walkoff single in the 10th inning to lift #7 Georgia Tech to an 8-7 win over #2 Clemson in the first game of a doubleheader on May 27. The loss ended Clemson's 17-game winning streak and 15-game winning streak against ACC teams. Clemson left 17 runners on base, including 10 in scoring position.

Clemson 7									Georgia Tech 8								
(45-14)									(45-15)								
Player	AB	R	H	RBI	BB	SO	PO	A	Player	AB	R	H	RBI	BB	SO	PO	A
Demmink, DH	5	1	2	0	0	0	0	0	Blackwood, CF	5	0	2	3	0	1	5	0
Chalk, CF	4	2	3	2	2	1	5	0	Crancer, RF	6	0	2	1	0	1	1	1
M. Smith, 3B	5	1	0	0	1	1	0	0	Wieters, DH	5	1	1	1	0	1	0	0
Colvin, LF	6	0	3	2	0	1	3	0	Kindel, LF	4	1	1	0	1	0	4	0
Harbin, 2B	5	1	1	0	1	0	1	4	Robbins, 3B	5	2	3	0	0	0	2	2
D'Alessio, 1B	4	0	2	1	2	1	6	1	Murton, 1B	4	0	1	1	1	2	7	2
Widmann, SS	5	1	1	2	0	0	2	3	Trapani, 2B	2	2	1	0	2	0	1	0
Mitchell, RF	4	0	2	0	1	1	3	0	Tinkoff, 2B	1	0	0	0	0	0	0	1
Hall, PH	1	0	0	0	0	0	0	0	Hawranick, C	4	0	0	1	1	1	6	0
Burg, RF	0	0	0	0	0	0	0	0	Fisher, SS	4	2	3	0	1	0	3	3
Casanova, C	6	1	1	0	0	1	6	0									
Totals	45	7	15	7	7	6	27	9	Totals	40	8	14	7	6	6	30	9

Score By Innings										R	H	E	
Clemson	0	1	0	2	0	0	0	3	1	0	7	15	0
Georgia Tech	1	1	0	2	1	0	0	0	2	1	8	14	2

E - Fisher (21), Huttis (1). **DP** - Clemson 1. **LOB** - Clemson 17, Georgia Tech 12. **2B** - Chalk (8), Harbin (17), Blackwood (16), Robbins (18), Fisher (9). **HR** - Wieters (9). **HBP** - Demmink, Blackwood. **SH** - Widmann (2). **SB** - Chalk (16), M. Smith (3), Colvin 2 (20), Mitchell (5).

Clemson										Georgia Tech									
IP	H	R	ER	BB	SO	AB	BF			IP	H	R	ER	BB	SO	AB	BF		
Cribb (R)	3.2	4	3	3	2	4	15	17		Duncan (L)	4.2	9	3	3	4	2	22	28	
Hinson (L)	1.0	3	2	0	3	0	6	9		Hyatt (R)	2.1	3	2	2	1	1	10	11	
Clyne (R)	2.1	2	2	0	0	1	1	9	10	Ladd (L)	0.1	0	1	1	2	1	1	3	
Moskos (L)	2.0	5	3	3	0	1	10	11		Rulon (R)	0.1	1	0	0	0	0	2	2	
										Wieters (R)	0.2	1	1	1	0	1	3	3	
										Huttis (L)	1.0	1	0	0	0	1	5	5	
										Goodman (R)	0.2	0	0	0	0	0	2	2	
Totals	9.0	14	8	8	6	6	40	47		Totals	10.0	15	7	7	7	6	45	54	

Win - Goodman (2-0). **Loss** - Moskos (4-5).

Umpires: HP - Bruce Ravan, 1B - David Savage, 2B - Randy Harvey, 3B - Scott Graham

Start - 1:41 PM. **Finish** - 5:25 PM. **Time** - 3:44.

Game 58 • Clemson 3, Georgia Tech 2

May 25, 2006 • Baseball Grounds of Jacksonville • Jacksonville, FL

In the second round of the ACC Tournament, pinch-hitter **Ben Hall** hit a walkoff single in the ninth inning to score **Taylor Harbin** and give #2 Clemson a 3-2 victory over #7 Georgia Tech on May 25. **Harbin** led off the inning with a double to left-center, but the next two batters were retired. Then **Hall** came off the bench and bounced a two-out single through the left side to bring home the winning run. The Tigers took a 2-0 lead in the second inning on two-out hits by **Adrian Casanova** (single) and **Herman Demmink** (triple). The Yellow Jackets tied the score in the bottom of the eighth inning on **Jeff Kindel**'s two-out single up the middle. **Daniel Moskos** earned the victory despite allowing the tying run, while **Stephen Faris** pitched 7.0 stellar innings, allowing only three hits, one run, and two walks with eight strikeouts. Nine different Tigers had one hit apiece, while Georgia Tech had just six hits (all singles) in the contest. **Mike Trapani** had a game-high two hits for the Yellow Jackets. The victory gave **Jack Leggett** 600 wins as head coach at Clemson.

Georgia Tech 2 (43-15)										Clemson 3 (45-13)									
Player	AB	R	H	RBI	BB	SO	PO	A		Player	AB	R	H	RBI	BB	SO	PO	A	
Blackwood, CF	5	1	1	0	0	1	5	0		Demmink, DH	4	0	1	1	0	1	0	0	
Crancer, RF	3	0	0	0	0	0	0	0		Chalk, CF	4	0	1	0	0	0	3	0	
Wieters, C/P	4	0	1	0	0	1	3	2		M. Smith, 3B	3	0	1	0	1	1	1	1	
Kindel, LF	3	0	1	1	0	1	2	0		Colvin, LF	3	0	1	0	1	0	1	0	
Robbins, 3B	3	1	0	0	1	3	0	4		Harbin, 2B	4	1	1	0	0	1	3	2	
Hodges, DH	4	0	1	1	0	2	0	0		D'Alessio, 1B	4	0	0	0	0	1	6	0	
Hawranick, C	0	0	0	0	0	0	0	0		Widmann, SS	4	1	1	0	0	0	2	0	
Murton, 1B	3	0	0	0	1	1	13	1		Mitchell, RF	3	0	1	0	0	1	1	0	
Trapani, 2B	4	0	2	0	0	1	1	5		Hall, PH	1	0	1	1	0	0	0	0	
Fisher, SS	3	0	0	0	1	1	2	1		Casanova, C	3	1	1	1	0	0	9	2	
Totals	32	2	6	2	3	11	26	16		Totals	33	3	9	3	2	5	27	6	

Score By Innings										R	H	E
Georgia Tech	0	0	0	1	0	0	0	1	0	2	6	0
Clemson	0	2	0	0	0	0	0	1	1	3	9	0

DP - Georgia Tech 1. **LOB** - Georgia Tech 8, Clemson 6. **2B** - Colvin (21), Harbin (16). **3B** - Demmink (4).

HBP - Kindel. **SH** - Crancer (1). **SB** - Chalk (15), Widmann (14). **CS** - Mitchell (3).

Georgia Tech										Clemson									
IP	H	R	ER	BB	SO	AB	BF			IP	H	R	ER	BB	SO	AB	BF		
Hyde (L)	8.0	7	2	2	2	5	29	31		Faris (R)	7.0	3	1	1	2	8	24	27	
Wieters (R)	0.2	2	1	1	0	0	4	4		Moskos (L)	2.0	3	1	1	1	3	8	10	
Totals	8.2	9	3	3	2	5	33	35		Totals	9.0	6	2	2	3	11	32	37	

Win - Moskos (4-4). **Loss** - Wieters (1-2).

Umpires: HP - Al Davis, 1B - Steve Manders, 2B - Randy Harvey, 3B - Ron Sebastian

Start - 10:18 PM. **Finish** - 12:34 AM. **Time** - 2:16. **Attendance** - 17,236

Game 60 • Clemson 16, Georgia Tech 11

May 27, 2006 (Game 2) • Baseball Grounds of Jacksonville • Jacksonville, FL

In the bracket final of the ACC Tournament, #2 Clemson scored 10 runs in the



Stan Widmann went 3-for-5 with a triple and two runs scored in Clemson's ACC Tournament Championship—clinching 8-4 win over N.C. State at Baseball Grounds of Jacksonville (FL) on May 28, 2006.

Game 61 • Clemson 8, N.C. State 4

May 28, 2006 • Baseball Grounds of Jacksonville • Jacksonville, FL

In the ACC Tournament Championship game, **Sean Clark** pitched 8.0 innings of four-hit ball to lead #3 Clemson to an 8-4 win over #25 N.C. State on May 28. **Clark**, who had never made a start in a Tiger uniform, allowed just one run (in the ninth inning) and one walk with five strikeouts to earn the win against the ACC's best hitting team that entered with a .337 batting average. The Tigers scored four unearned runs in the fourth, and held on for the 8-4 win to capture its first ACC Tourney title since 1994 and ninth overall.

Clemson 8 (47-14)													N.C. State 4 (38-21)												
Player	AB	R	H	RBI	BB	SO	PO	A					Player	AB	R	H	RBI	BB	SO	PO	A				
Demmink, DH	6	1	0	0	0	1	0	0					Camp, CF	5	0	1	1	0	1	3	0				
Chalk, CF	4	1	2	1	2	0	1	0					Corona, 2B	5	0	1	0	0	1	2	7				
M. Smith, 3B	3	1	1	2	3	0	1	2					Bates, 1B	4	1	2	0	0	0	11	0				
Colvin, LF	6	1	3	2	0	0	3	0					Still, DH	3	1	0	0	0	0	0	0				
Harbin, 2B	4	0	0	0	2	0	2	2					Aragon, RF	4	0	0	0	0	2	0	0				
D'Alessio, 1B	5	1	1	1	0	3	7	0					Pond, LF	3	0	0	0	0	2	2	0				
Hall, 1B	0	0	0	0	0	0	0	0					Synan, PH	1	1	1	0	0	0	0	0				
Widmann, SS	5	2	3	0	0	1	2	3					Mangini, 3B	1	0	0	0	0	0	3	1				
Mitchell, RF	3	1	0	0	2	0	3	0					Martin, PH/3B	1	0	0	0	0	0	0	1				
Casanova, C	4	0	0	0	0	1	8	0					Cone, PH	0	1	0	1	0	0	0	0				
Totals	40	8	10	6	9	6	27	8					Mangum, C	4	0	1	0	0	1	5	0				
													Diaz, SS	3	0	1	2	1	1	1	4				
Score By Innings													R H E												
Clemson	0	0	0	4	0	0	4	0	0				Clemson	8	10	0									
N.C. State	0	0	0	0	0	0	0	4					N.C. State	4	7	3									

E - Corona (10), Mangini 2 (14). **DP** - N.C. State 2. **LOB** - Clemson 15, N.C. State 7. **2B** - M. Smith (17), Camp (20), Bates (19). **3B** - Widmann (2). **HBP** - Casanova, Still, Mangini, Cone. **SB** - Demmink (12), Colvin (21), Harbin (6).

Clemson													N.C. State												
Player	IP	H	R	ER	BB	SO	AB	BF					Player	IP	H	R	ER	BB	SO	AB	BF				
Clark (R)	8.0	4	1	1	1	5	28	30					Surkamp (L)	4.2	6	4	0	2	4	23	25				
Fiorenza (R)	0.2	3	3	3	0	2	5	7					Rutter (R)	0.0	0	0	0	1	0	0	2				
Zocchi (R)	0.1	0	0	0	0	1	1	1					Duncan (L)	2.0	2	3	3	2	1	9	11				
Totals	9.0	7	4	4	1	8	34	38					High (R)	0.0	1	1	1	2	0	1	3				
													Brookens (R)	2.1	1	0	0	2	1	7	9				
													Totals	9.0	10	8	4	9	6	40	50				

Win - Clark (1-0). Loss - Surkamp (2-3). Save - Zocchi (1).

Umpires: HP - Randy Harvey, 1B - Scott Graham, 2B - Scott Erby, 3B - Steve Manders

Start - 1:07 PM. Finish - 3:53 PM. Time - 2:46. Attendance - 4,172

Game 62 • Clemson 3, North Carolina-Asheville 0

June 2, 2006 • Doug Kingsmore Stadium • Clemson, SC

In the first round of the Clemson (SC) Regional, #2 Clemson blanked North Carolina-Asheville 3-0 on June 2. The game was suspended in the middle of the first inning due to inclement weather and was completed on June 3. **Stan Widmann** hit a two-run homer in the second inning, his first long ball of the season, and **Tyler Colvin** drove in the other run with an infield single in the third inning. **Taylor Harbin** went 1-for-2 with a run scored, a walk, and two stolen bases. **Sean Clark** pitched the final 8.0 innings, allowing three hits, no runs, and two walks with six strikeouts to earn the win. Starter **Jason Berken** pitched the first inning on June 2 before the rain started, and could not come back the following day. Bulldog starter **Chris Nigro**, who never threw a pitch on June 2, pitched a complete game, allowing only three runs on six hits in 8.0 innings pitched, but suffered the loss. North Carolina-Asheville stranded eight runners on base, while Clemson left just three on base. The game lasted just 114 minutes thanks to only three hits by the Bulldogs and six by the Tigers.

North Carolina-Asheville 0 (28-34)													Clemson 3 (48-14)												
Player	AB	R	H	RBI	BB	SO	PO	A					Player	AB	R	H	RBI	BB	SO	PO	A				
Mattison, CF	4	0	0	0	0	0	1	0					Demmink, DH	2	1	0	0	2	1	0	0				
Henson, SS	3	0	0	0	0	0	2	4					Chalk, CF	3	0	2	0	0	0	4	0				
Arrington, 1B	3	0	1	0	1	0	8	0					M. Smith, 3B	4	0	0	0	0	0	2	1				
Locklear, DH	3	0	0	0	1	2	0	0					Colvin, LF	3	0	1	1	0	1	1	0				
Vernon, LF	4	0	1	0	0	1	4	0					Harbin, 2B	2	1	1	0	1	0	2	1				
Pippitt, RF	4	0	0	0	0	2	2	0					D'Alessio, 1B	3	0	0	0	0	1	5	0				
Smith, 2B	4	0	1	0	0	1	3	0					Widmann, SS	3	1	2	2	0	0	2	2				
Whited, C	2	0	0	0	1	0	3	3					Mitchell, RF	3	0	0	0	0	1	4	0				
Burnich, 3B	3	0	0	0	0	1	1	3					Casanova, C	3	0	0	0	0	0	7	0				
Totals	30	0	3	0	3	7	24	13					Totals	26	3	6	3	3	4	27	5				

Score By Innings													R H E												
North Carolina-Asheville	0	0	0	0	0	0	0	0					North Carolina-Asheville	0	3	0									
Clemson	0	2	1	0	0	0	0						Clemson	3	6	1									

E - M. Smith (3). **DP** - North Carolina-Asheville 1, Clemson 1. **LOB** - North Carolina-Asheville 8, Clemson 3. **2B** - Chalk (9), Widmann (10). **HR** - Widmann (1). **HBP** - Henson, Whited. **SH** - Chalk (19). **SB** - M. Smith (4), Harbin 2 (10). **CS** - Demmink (7), Colvin (4).

North Carolina-Asheville													Clemson												
Player	IP	H	R	ER	BB	SO	AB	BF					Player	IP	H	R	ER	BB	SO	AB	BF				
Nigro (L)	8.0	6	3	3	3	4	26	30					Berken (R)	1.0	0	0	0	1	1	3	4				
Totals	8.0	6	3	3	3	4	26	30					Clark (R)	8.0	3	0	0	2	6	27	31				
													Totals	9.0	3	0	0	3	7	30	35				

Win - Clark (2-0). Loss - Nigro (5-11).

Umpires: HP - Kendall Snyder, 1B - Randy Wetzel, 2B - Doug Williams, 3B - Kelly Gonzales

Start - 7:02 PM. Finish - 12:43 PM. Time - 1:54. Attendance - 5,617

Game 63 • Clemson 13, Elon 3

June 3, 2006 • Doug Kingsmore Stadium • Clemson, SC

In the winners' bracket game of the Clemson (SC) Regional, #2 Clemson defeated Elon 13-3 on June 3. **Taylor Harbin** and **Andy D'Alessio** hit back-to-back home runs in both the first and third innings. It was the first time in school history that the same pair of Tigers went deep back-to-back twice in a game. **Harbin** totaled a game-high four RBIs, while **Marquez Smith**, **D'Alessio**, and **Stan Widmann** all had three hits.

Elon 3 (45-17)													Clemson 13 (49-14)												
Player	AB	R	H	RBI	BB	SO	PO	A					Player	AB	R	H	RBI	BB	SO	PO	A				
Jobe, 2B	4	0	0	0	0	2	3	2					Demmink, DH	5	0	1	1	0	0	0	0				
Weaver, 3B	3	1	0	0	0	1	1	0					Hall, PH/2B	1	0	0	0	0	0	0	0				
Rodebaugh, DH/1B	3	1	2	2	0	0	0	0					Chalk, CF	3	2	1	0	2	0	1	0				
Boehme, PH	1	0	0	0	0	1	0	0					M. Smith, 3B	4	1	3	0	0	0	2	2				
Pice, LF	3	0	0	0	0	1	2	0					Colvin, LF	4	3	1	0	1	0	2	0				
R. Radford, PH	1	0	0	0	0	0	0	0					Harbin, 2B	4	2	2	4	1	2	1	3				
Vasami, 1B/P	3	1	1	1	0	0	6	4					Richard, P	0	0	0	0	0	0	0	0				
Pratt, PH	1	0	1	0	0	0	0	0					D'Alessio, 1B	3	3	3	3	2	0	10	0				
Rembert, C/RF	4	0	1	0	0	2	3	1					Widmann, SS	5	1	3	2	0	1	0	2				
Addison, RF/CF	3	0	0	0	0	1	1	0					Mitchell, RF	3	1	1	0	1	0	1	0				
Bennett, SS	3	0	1	0	0	0	2	6					Burg, PH/RF	1	0	0	0	0	0	0	0				
Snyder, CF	2	0	0	0	0	0	1	0					Casanova, C	4	0	0	0	0	0	8	1				
Irvine, C	1	0	0	0	0	1	3	0					Hogan, PH/C	1	0	0	0	0	0	2	0				
Totals	32	3	6	3	0	9	24	15					Totals	38	13	15	10	7	3	27	9				

Score By Innings									R H E			
Elon	0	1	0	0	0	2	0	0	0	3	6	3
Clemson	5	0	2	0	0	5	1	0		13	15	0

Game 64 • Clemson 8, Mississippi State 6

June 4, 2006 • Doug Kingsmore Stadium • Clemson, SC

In the championship game of the Clemson (SC) Regional, #2 Clemson rallied from a 5-4 deficit to defeat Mississippi State 8-6 and capture the regional title on June 4. The Tigers scored three runs in the first, highlighted by **Herman Demmink's** homer on the first pitch of the game. The Bulldogs took the lead with four runs in the sixth, but the Tigers responded with three runs in the seventh to take the lead for good. **Taylor Harbin** went 2-for-3 with three RBIs, as Clemson totaled 11 hits in the game. **David Kopp** picked up the win in relief, while **Daniel Moskos** faced the minimum in 2.2 innings pitched with three strikeouts to record the save. Four Tiger pitchers combined to walk six batters, but they only allowed seven hits, all singles. The game was delayed over two hours due to inclement weather, and did not end until 12:30 AM.

Clemson 8 (50-14)											Mississippi State 6 (37-23)										
Player	AB	R	H	RBI	BB	SO	PO	A			Player	AB	R	H	RBI	BB	SO	PO	A		
Demmink, DH	4	2	2	1	1	0	0	0			Rea, 2B	4	0	2	1	0	1	3	4		
Chalk, CF	4	0	2	1	0	0	0	0			Easley, 3B	5	0	0	0	0	2	0	2		
M. Smith, 3B	4	3	1	0	1	1	0	1			Berkery, SS	5	0	1	0	0	2	0	6		
Colvin, LF	5	2	2	1	0	0	2	0			LaNinfa, DH	3	2	1	0	2	0	0	0		
Harbin, 2B	3	0	2	3	1	0	1	6			Moreland, RF	4	1	1	0	1	1	3	0		
D'Alessio, 1B	3	0	1	2	1	1	6	2			McCaskill, C	2	1	1	0	1	0	4	0		
Widmann, SS	5	0	1	0	0	0	6	1			Butts, LF	3	2	0	2	0	0	1	0		
Mitchell, RF	3	0	0	0	1	1	4	0			Hunter, CF	3	0	1	1	1	0	6	0		
Casanova, C	4	1	0	0	0	1	7	0			Jones, 1B	3	0	0	1	1	1	9	0		
Totals	35	8	11	8	5	4	27	11			Totals	32	7	7	5	6	7	27	13		

Score By Innings											R	H	E
Clemson	3	0	1	0	0	0	3	1	0		8	11	1
Mississippi State	0	1	0	0	4	1	0	0			6	7	2

E - M. Smith (4), Berkery (17), McCaskill (2). **DP** - Clemson 1, Mississippi State 1. **LOB** - Clemson 8, Mississippi State 8. **2B** - Demmink (16), Harbin (19), Widmann (11). **HR** - Demmink (4). **HBP** - Rea, Butts. **SH** - Chalk (20), McCaskill (4). **SF** - Harbin (4), D'Alessio (4). **SB** - Chalk (18), Colvin (23), Harbin 2 (12), Mitchell (6), Butts (10).

Clemson											Mississippi State										
Player	IP	H	R	ER	BB	SO	AB	BF			Player	IP	H	R	ER	BB	SO	AB	BF		
Cribb (R)	5.0	6	4	4	3	4	21	24			Cleveland (R)	6.0	8	5	5	2	3	25	28		
Hinson (L)	0.0	0	1	1	1	0	0	2			Crosswhite (R)	1.1	2	3	2	1	0	5	8		
Kopp (R)	1.1	1	1	1	2	0	4	7			Carver (L)	1.2	1	0	0	2	1	5	7		
Moskos (L)	2.2	0	0	0	0	3	7	8			Totals	9.0	11	8	7	5	4	35	43		
Totals	9.0	7	6	6	6	7	32	41			Totals	9.0	11	8	7	5	4	35	43		

Win - Kopp (5-1). **Loss** - Crosswhite (0-3). **Save** - Moskos (10).

Umpires: HP - Kelly Gonzales, 1B - Kendall Snyder, 2B - Rickey Armstrong, 3B - Randy Wetzel
Start - 9:22 PM. **Finish** - 12:30 AM. **Time** - 3:08. **Attendance** - 5,617



Herman Demmink hit a home run on the game's first pitch and scored two runs in the Tigers' 8-6 victory over Mississippi State in the Clemson Regional to advance to the super-regional round.

Game 65 • Clemson 11, Oral Roberts 8

June 9, 2006 • Doug Kingsmore Stadium • Clemson, SC

In game-one, **Tyler Colvin** hit a walkoff grand slam in the ninth inning to lift #2 Clemson to an 11-8 win over #14 Oral Roberts on June 9. The Golden Eagles scored three runs in the ninth inning to take an 8-7 lead, but three straight singles with one out set up **Colvin's** dramatic homer. It was the first walkoff grand slam in school history and the second walkoff homer by a Tiger in an NCAA Tournament game. Oral Roberts jump out to a 4-1 lead in the second on **Travis DeBont's** three-run homer. But the Tigers chipped away and took the lead on **Adrian Casanova's** run-scoring single in the sixth. **D.J. Mitchell**, who had a game-high three hits and three RBIs, gave Clemson a two-run lead on a run-scoring single in the eighth. **Taylor Harbin** and **Herman Demmink** added solo homers, including **Demmink's** to lead off the game.

Oral Roberts 8 (41-15)											Clemson 11 (51-14)										
Player	AB	R	H	RBI	BB	SO	PO	A			Player	AB	R	H	RBI	BB	SO	PO	A		
Duffy, RF	3	1	0	0	1	1	1	1			Demmink, DH	4	2	2	1	1	0	0	0		
Torres, SS	4	0	1	1	0	1	3	3			Chalk, CF	3	1	1	0	1	0	3	0		
Kahalelio, 2B	4	1	2	1	1	0	1	4			M. Smith, 3B	5	1	1	1	0	2	1	2		
Bouchie, C	5	0	2	0	0	0	7	1			Colvin, LF	5	1	2	4	0	1	1	0		
Rothford, 1B	5	1	2	2	0	1	10	0			Harbin, 2B	2	3	1	1	0	0	2	4		
Minissale, CF	5	1	1	0	0	2	1	1			D'Alessio, 1B	3	1	0	0	1	2	9	0		
Aguiar, DH	3	1	0	0	1	1	0	0			Widmann, SS	4	0	1	0	0	1	1	1		
McQuigg, 3B	3	1	2	0	0	1	2	1			Mitchell, RF	4	1	3	3	0	0	3	1		
DeBont, LF	3	1	1	3	0	0	0	0			Casanova, C	2	1	1	1	1	0	7	0		
Warfle, PH/LF	1	1	1	0	0	0	0	0			Hall, PH	1	0	0	0	0	0	0	0		
Totals	36	8	12	7	3	7	25	15			Totals	33	11	12	11	4	6	27	10		

Score By Innings											R	H	E
Oral Roberts	1	3	0	0	1	0	0	3			8	12	1
Clemson	1	1	1	0	2	0	1	4			11	12	2

E - DeBont (2), D'Alessio (2), Mitchell (2). **DP** - Clemson 2. **LOB** - Oral Roberts 7, Clemson 4. **HR** - Rothford (13), DeBont (3), Demmink (5), Colvin (13), Harbin (8). **HBP** - Harbin. **SH** - Duffy (4), McQuigg (8), Chalk (21), Harbin (3). **SF** - Torres (2). **SB** - Harbin (13), Mitchell (7).

Oral Roberts											Clemson										
Player	IP	H	R	ER	BB	SO	AB	BF			Player	IP	H	R	ER	BB	SO	AB	BF		
Jones (R)	2.0	2	3	3	3	2	7	10			Berken (R)	1.1	1	4	2	2	1	6	9		
Crichton (R)	5.0	4	3	1	0	4	18	20			Zocchi (R)	5.0	6	1	1	1	3	20	21		
Jarrett (R)	1.1	6	5	5	1	0	8	10			Kopp (R)	0.2	0	0	0	0	0	1	1		
Totals	8.1	12	11	9	4	6	33	40			Moskos (L)	2.0	5	3	3	0	3	9	11		
Totals	9.0	12	8	6	3	7	36	42			Totals	9.0	12	8	6	3	7	36	42		

Win - Moskos (5-5). **Loss** - Jarrett (7-2).

Umpires: HP - Mark Chapman, 1B - John Kleis, 2B - Jim Garman, 3B - Darrin Sealey
Start - 3:06 PM. **Finish** - 6:26 PM. **Time** - 3:20. **Attendance** - 5,617

Game 66 • Clemson 6, Oral Roberts 5

June 10, 2006 • Doug Kingsmore Stadium • Clemson, SC

In game-two, #2 Clemson rallied from a 4-0 deficit, capped by a three-run eighth inning, to defeat #14 Oral Roberts 6-5 on June 10 to win the Clemson Super Regional. After the Golden Eagles scored four runs (three unearned) in the first three innings, **Taylor Harbin** hit a three-run home run in the fourth inning to narrow the deficit to 4-3. After Oral Roberts doubled its lead with a run in the seventh inning, **Harbin** hit a two-out, run-scoring single up the middle, and **Stan Widmann** later hit a two-run single to left field to give the Tigers the lead for good. All six Tiger runs came with two outs. **Harbin** had a game-high four RBIs, while both **Tyler Colvin** and **Harbin** scored two runs apiece. **Sean Clark** pitched 3.2 effective innings in relief with six strikeouts, while **David Kopp** pitched the final 2.2 innings, allowing one hit and no runs to earn the victory. The Golden Eagles, who out-hit the Tigers 10-8, left 11 runners on base, including eight in the first three innings.

Clemson 6 (52-14)											Oral Roberts 5 (41-16)										
Player	AB	R	H	RBI	BB	SO	PO	A			Player	AB	R	H	RBI	BB	SO	PO	A		
Demmink, DH	5	1	2	0	0	1	0	0			Duffy, RF	5	1	2	1	0	1	5	0		
Chalk, CF	4	0	1	0	1	1	2	0			Torres, SS	3	1	1	0	2	0	2	2		
M. Smith, 3B	3	1	0	0	1	0	0	2			Kahalelio, 2B	4	0	1	1	1	0	2	2		
Colvin, LF	4	2	2	0	0	0	2	0			Rothford, 1B	4	0	0	0	1	3	9	0		
Harbin, 2B	3	2	2	4	0	0	1	0			Bouchie, C	4	0	1	1	0	2	4	1		
D'Alessio, 1B	3	0	0	0	1	1	6	0			Minissale, CF	5	1	2	1	0	1	3	0		
Widmann, SS	3	0	1	2	1	0	2	2			McQuigg, 3B	4	1	1	0	0	1	1	2		
Mitchell, RF	4	0	0	0	0	2	4	0			DeBont, DH	4	1	2	0	0	0	0	0		
Casanova, C	4	0	0	0	0	0	9	0			Warfle, LF	2	0	0	1	0	1	1	0		
Totals	33	6	8	6	4	5	27	6			Totals	35	5	10	5	4	9	27	10		

Score By Innings											R	H	E
Clemson	0	0	0	3	0	0	3	0			6	8	2
Oral Roberts	2	1	1	0	0	1	0	0			5	10	0

E - M. Smith (5), D'Alessio (3). **DP** - Clemson 1, Oral Roberts 1. **LOB** - Clemson 5, Oral Roberts 11. **2B** - DeBont (14). **HR** - Harbin (9). **HBP** - Harbin, Warfle. **SH** - McQuigg (9). **SF** - Bouchie (4), Warfle (3). **SB** - DeBont (4).

Clemson											Oral Roberts										
Player	IP	H	R	ER	BB	SO	AB	BF			Player	IP	H	R	ER	BB	SO	AB	BF		
Faris (R)	2.2	6	4	1	3	3	14	19			Ashman (R)	6.0	4	3	3	3	3	20	24		
Clark (R)	3.2	3	1	1	1	6	14	16			Crichton (R)	1.2	4	3	3	3	1	9	10		
Kopp (R)	2.2	1	0	0	0	0	7	8			Jarrett (R)	1.1	0	0	0	0	1	4	4		
Totals	9.0	10	5	2	4	9	35	43			Totals	9.0	8	6	6	4	5	33	38		



David Kopp pitched the final 2.2 innings, allowing one baserunner and no runs to help the Tigers earn a 6-5 comeback victory over Oral Roberts in the Clemson Super Regional and advance to Omaha.

Game 67 • Clemson 8, Georgia Tech 4

June 16, 2006 • Rosenblatt Stadium • Omaha, NE

In the opener, #2 Clemson scored eight runs in the eighth inning to defeat #4 Georgia Tech 8-4 on June 16. Georgia Tech took a 3-0 lead in the first inning, highlighted by **Jeff Kindel's** two-run homer to center. After the Yellow Jackets took a 4-0 lead in the seventh inning, the Tigers sent 13 batters to the plate in the eighth inning and scored eight runs after totaling just two hits in the first seven innings. **Marquez Smith** plated the first two runs with a double to left-center, then **Andy D'Alessio** hit a three-run homer to right-center to put the Tigers ahead 6-4. Clemson added two more runs thanks to RBI singles by **Adrian Casanova** and pinch-hitter **Ben Hall**. **Ryan Hinson** picked up the win in relief by pitching 2.0 scoreless innings.

Georgia Tech 4									(50-17)									Clemson 8									(53-14)								
Player	AB	R	H	RBI	BB	SO	PO	A	Player	AB	R	H	RBI	BB	SO	PO	A	Player	AB	R	H	RBI	BB	SO	PO	A									
Blackwood, CF	4	1	0	0	1	3	1	0	Demmink, DH	3	1	0	0	1	0	0	0	Hall, PH/DH	1	0	1	1	0	0	0	0									
Crancer, RF	5	1	3	0	0	0	0	0	Chalk, CF	4	1	1	0	1	1	0	0	M. Smith, 3B	3	1	1	2	2	1	0	1									
Wieters, C	3	1	1	1	0	0	7	0	Colvin, LF	5	1	2	0	0	1	3	0	Harbin, 2B	3	1	0	0	1	2	1	4									
Kindel, LF	4	1	2	2	0	0	4	0	D'Alessio, 1B	3	1	2	3	1	0	13	0	Widmann, SS	3	0	0	0	1	0	3	3									
Robbins, 3B	4	0	0	0	0	1	0	0	Mitchell, RF	4	1	1	0	0	0	2	0	Casanova, C	4	1	1	1	0	2	5	0									
Murton, 1B	4	0	2	0	0	0	8	0	Totals	33	8	9	7	7	7	27	9	Totals	33	8	9	7	7	7	27	9									
Hodges, DH	3	0	0	0	1	1	0	0																											
Scherer, PR/DH	0	0	0	0	0	0	0	0																											
Trapani, 2B	3	0	0	0	1	0	3	4																											
Fisher, SS	3	0	0	0	0	0	1	4																											
Totals	33	4	8	3	3	5	24	10																											

Score By Innings													R H E		
Georgia Tech													4 8 1		
Clemson													8 9 0		

E - Turner (3). DP - Clemson 2. LOB - Georgia Tech 7, Clemson 8. 2B - Crancer 2 (11), M. Smith (19), Mitchell (3). HR - Kindel (14), D'Alessio (23). HBP - Wieters, Fisher. SB - Hall (1), M. Smith (5).

Georgia Tech									Clemson								
	IP	H	R	ER	BB	SO	AB	BF		IP	H	R	ER	BB	SO	AB	BF
Hyde (L)	7.0	3	2	2	5	6	24	29	Clark (R)	6.0	7	4	4	2	3	25	29
Rulon (R)	0.0	1	1	1	0	0	1	1	Hinson (L)	2.0	1	0	0	1	1	5	6
Turner (L)	0.0	2	3	3	1	0	2	3	Moskos (L)	1.0	0	0	0	0	1	3	3
Hyatt (R)	0.1	2	2	2	0	0	3	3									
Ladd (L)	0.2	1	0	0	1	1	3	4									
Totals	8.0	9	8	8	7	7	33	40	Totals	9.0	8	4	4	3	5	33	38

Win - Hinson (4-0). Loss - Turner (4-4).

Umpires: HP - Randy Bruns, 1B - John Kleis, 2B - Paul Guillie, 3B - Tony Maners

Start - 1:08 PM. Finish - 3:52 PM. Time - 2:44. Attendance - 16,045

Game 68 • North Carolina 2, Clemson 0

June 18, 2006 • Rosenblatt Stadium • Omaha, NE

In the second game, **Robert Woodard** pitched a three-hit shutout in #5 North Carolina's 2-0 win over #2 Clemson on June 18. It broke the Tigers' 130-game streak of not being shut out dating back to the third game of 2005. **Woodard** threw 130 pitches, as he allowed three hits (all singles) with seven strikeouts. **Stephen Faris** also pitched a complete game, allowing seven hits, two runs, and one walk with five strikeouts in 8.0 innings pitched, but suffered the loss. The Tar Heels scored both their runs in the third inning. **Mike Cavasinni** led off with a single up the middle and scored on **Reid Fronk's** double to right-center. **Josh Horton** followed with another double to right-center to plate **Fronk**. Clemson threatened on several occasions, but was 0-for-5 with runners in scoring position and did not have a leadoff batter reach base. **Tyler Colvin's** 26-game hitting streak came to an end, as he was 0-for-4. **Stan Widmann** had two of the Tigers' three hits. The two teams combined for just two extra-base hits, both of which were doubles by the Tar Heels. The meeting was the first and only of 2006, as the two did not play during the regular season for the first time since 1950.

Clemson 0									(53-15)									North Carolina 2									(52-13)								
Player	AB	R	H	RBI	BB	SO	PO	A	Player	AB	R	H	RBI	BB	SO	PO	A	Player	AB	R	H	RBI	BB	SO	PO	A									
Demmink, DH	4	0	0	0	0	0	0	0	Cavasinni, CF	4	1	2	0	0	0	0	2	0	0	0	0	0	0	0	0										
Chalk, CF	4	0	1	0	0	1	1	1	Fronk, 3B	4	1	1	1	0	0	0	2	0	0	0	0	0	0	0	2										
M. Smith, 3B	3	0	0	0	1	2	1	2	Shelton, 2B	0	0	0	0	0	0	0	1	0	0	0	0	0	0	0	1										
Colvin, LF	4	0	0	0	0	1	3	0	Horton, SS	3	0	2	1	1	0	1	2	0	0	0	0	0	0	1	2										
Harbin, 2B	4	0	0	0	0	2	1	5	Flack, 1B	4	0	0	0	0	0	2	9	0	0	0	0	0	2	9	0										
D'Alessio, 1B	3	0	0	0	1	0	11	0	J. Cox, LF	4	0	0	0	0	1	1	3	0	0	0	0	0	1	3	0										
Widmann, SS	3	0	2	0	0	0	0	3	Federowicz, DH	3	0	0	0	0	1	0	0	0	0	0	0	0	1	0	0										
Mitchell, RF	2	0	0	0	1	1	1	0	Williams, RF	3	0	1	0	0	0	0	4	0	0	0	0	0	0	4	0										
Casanova, C	3	0	0	0	0	0	5	0	Johnson, C	3	0	1	0	0	1	7	0	0	0	0	0	0	1	7	0										
									Gore, 2B/3B	3	0	0	0	0	0	0	1	3	0	0	0	0	0	0	1	3									
Totals	30	0	3	0	3	7	24	12	Totals	31	2	7	2	1	5	27	8																		

Score By Innings													R H E		
Clemson													0 3 1		
North Carolina													2 7 2		

E - Widmann (23), J. Cox (3), Johnson (5). LOB - Clemson 6, North Carolina 6. 2B - Fronk (18), Horton (17).

Clemson									North Carolina								
IP	H	R	ER	BB	SO	AB	BF		IP	H	R	ER	BB	SO	AB	BF	
Faris (R)	8.0	7	2	2	1	5	31	32	Woodard (R)	9.0	3	0	0	3	7	30	33
Totals	8.0	7	2	2	1	5	31	32	Totals	9.0	3	0	0	3	7	30	33

Win - Woodard (7-1). Loss - Faris (9-3).

Umpires: HP - Joe Burleson, 1B - Randy Harvey, 2B - Perry Costello, 3B - Darrel Mason

Start - 6:09 PM. Finish - 8:24 PM. Time - 2:15. Attendance - 21,329

Game 69 • Cal State Fullerton 7, Clemson 6

June 20, 2006 • Rosenblatt Stadium • Omaha, NE

In the third game, #2 Cal State Fullerton rallied for a 7-6 win over #2 Clemson on June 20 to eliminate the Tigers. Every Tiger starter had at least one hit, including three singles and two RBIs by **Herman Demmink**. After the Titans took a 3-0 lead in the top of the first, the Tigers responded with three runs in the bottom of the first, highlighted by **Andy D'Alessio's** two-run double. Clemson built a 6-3 lead with two runs in the fourth, but the Titans tied the score 6-6 in the seventh, highlighted by a two-run homer by **David Cooper**. **Cooper** went 5-for-5 with four RBIs. His run-scoring, bloop single with two outs in the eighth proved to be the game-winner. **Taylor Harbin** doubled to lead off the ninth, but was stranded.

Cal State Fullerton 7									(50-14)									Clemson 6									(53-16)								
Player	AB	R	H	RBI	BB	SO	PO	A	Player	AB	R	H	RBI	BB	SO	PO	A	Player	AB	R	H	RBI	BB	SO	PO	A									
Turner, 2B	5	1	1	0	0	0	2	1	Demmink, DH	5	2	3	2	0	0	0	0	0	0	0	0	0	0	0	0	0									
Davis, SS	5	1	1	0	0	0	0	1	Chalk, CF	5	1	2	0	0	0	0	1	0	0	0	0	0	0	0	1	0									
Pill, 1B	4	1	2	1	1	2	6	2	M. Smith, 3B	5	0	1	1	0	0	0	2	2	0	0	0	0	0	0	2	2									
Dorn, LF	5	2	3	1	0	1	4	0	Colvin, LF	4	1	1	1	1	0	1	0	1	0	0	0	0	0	1	0										
Cooper, DH	5	1	5	4	0	0	0	0	Harbin, 2B	5	0	1	0	0	0	0	3	2	0	0	0	0	0	0	3	2									
Tripp, RF/CF	3	1	0	0	0	2	1	0	D'Alessio, 1B	4	0	1	2	1	2	9	0	0	0	0	0	0	0	0	0	0									
Hardman, CF	2	0	0	0	1	0	5	0	Widmann, SS	5	0	2	0	0	0	0	0	3	0	0	0	0	0	0	0	3									
Clark, PH/RF	2	0	0	0	0	1	0	0	Mitchell, RF	3	1	1	0	0	0	0	2	0	0	0	0	0	0	0	0	0									
McArthur, 3B	5	0	2	1	0	1	3	2	Hall, PH	1	0	0	0	0	0	1	0	0	0	0	0	0	0	0	0	0									
Curtis, C	4	0	1	0	0	1	3	1	Casanova, C	3	1	1	0	0	1	1	8	1	0	0	0	0	0	0	1	8									
Totals	40	7	15	7	2	8	27	8	Totals	40	6	13	6	3	4	27	8	Totals	40	6	13	6	3	4	27	8	Totals								

2006 Seniors & Pro Signees



#18 Jason Berken

RHP • R-R • 6-0 • 195 • 3VL

De Pere, WI • West De Pere HS

Aggressive and competitive righty...had an 18-6 career record and 3.04 ERA in 186.2 innings pitched over 36 starts and 11 relief appearances...never allowed more than five runs or nine hits in a game.

2006: Drafted in the sixth round (175th overall pick) by the Baltimore Orioles and signed in June...team co-captain...Second-Team All-ACC selection...had a 9-3 record and 3.22 ERA in 18 starts (81.0 innings pitched); his 18 starts tied for most on the team...had a 7-2 record and 2.60 ERA in 10 ACC regular-season starts...named to the Roger Clemens Award Watch List...pitched 6.2 innings, allowing four hits and no earned runs with seven strikeouts to pick up the win at #11 Miami (FL) on Apr. 1.

2005: Co-captain...red-shirted, as he recovered from "Tommy John" surgery.

2004: Had a 5-1 record with a team-best 2.53 ERA in 10 starts...held opponents to a .181 batting average in his 46.1 innings pitched...had a streak of not allowing an earned run for 30 innings...in four ACC starts, he did not allow an earned run and allowed just eight hits in 20.0 innings pitched...had surgery on his arm on Jun. 14.

2003: Had a 4-2 record and 3.19 ERA in eight starts and 11 relief appearances...earned the win against South Carolina on Apr. 9; he allowed two runs while striking out seven in 6.2 innings pitched...played for Keene in the NECBL in the summer.

BEFORE CLEMSON: Gatorade State Player-of-the-Year as a senior at West De Pere High...a career .328 hitter with 68 steals...in 192.0 career innings pitched, he allowed 111 hits, 83 walks, and 31 earned runs while striking out 304...had a 23-3 career record and 1.45 ERA...lettered four times in baseball, three times in basketball, and three times in football...coached by Sean Gibbons.

PERSONAL: Member of the ACC Academic Honor Roll in 2003-04...majoring in marketing...born Jason Thomas Berken on Nov. 27, 1983 in Green Bay, WI.

Berken's Career Stats

Year	ERA	W-L	G-GS	SV	IP	H	R	ER	BB	SO
2003	3.19	4-2	19-8	0	59.1	58	27	21	25	41
2004	2.53	5-1	10-10	0	46.1	30	18	13	18	40
2006	3.22	9-3	18-18	9	81.0	83	43	29	34	75
Total	3.04	18-6	47-36	9	186.2	171	88	63	77	156



#29 Adrian Casanova

C • R-R • 6-0 • 200 • 2VL

Miami, FL • Florida International Univ.

Had 21 sacrifice bunts in his two seasons...a career .234 hitter in five seasons (194 games) at the collegiate level...a .312 hitter in 60 career ACC regular-season starts.

2006: Drafted in the 40th round (1,192nd overall pick) by the Detroit Tigers...team co-captain...hit .249 with 10 doubles, five homers, 34 RBIs, and nine sacrifice bunts in 69 games (67 starts)...went 2-for-4 with a double, a three-run homer, and four RBIs at #11 Miami (FL) on Apr. 2; he was 4-for-13 with two homers and six RBIs in the series...went 2-for-4 with two doubles and three RBIs at #10 Georgia Tech on Apr. 14; his eighth-inning, RBI double was the game-winner in Clemson's 7-6 win...with two outs in the ninth inning and Clemson trailing 3-2, he hit a run-scoring single to tie the score against #13 Florida State on May 13; Clemson went on to win 4-3 in 10 innings.

2005: Drafted in the 44th round (1,315th overall pick) by the Detroit Tigers...hit .238 with four homers, 27 RBIs, and 12 sacrifice bunts in 66 games (64 starts)...the 12 sacrifice bunts are fourth-most in Tiger history.

BEFORE CLEMSON: Played three seasons (2002-04) at Florida International, where he was coached by Danny Price...lettered three times in baseball at Miami Coral Park Senior High School, where he was coached by Jose Novas.

PERSONAL: Graduated in December, 2006 with a degree in health science...born Adrian Casanova on May 6, 1983 in Miami, FL.

Casanova's Career Stats

Year	AVG	G-GS	AB	R	H	2B	3B	HR	RBI	OB%	SB
2002*	.308	14-2	13	0	4	0	0	0	1	.438	0-0
2003*	.091	4-2	11	1	1	1	0	0	3	.231	0-0
2004*	.205	41-32	112	12	23	4	0	2	14	.274	0-2
2005	.238	66-64	168	31	40	5	1	4	27	.303	0-0
2006	.249	69-67	205	25	51	10	1	5	34	.305	1-2
Total	.234	194-167	509	69	119	20	2	11	79	.299	1-4

* - Florida International



#43 Sean Clark

RHP • R-R • 6-1 • 190 • 1VL

Los Angeles, CA • Chandler-Gilbert (AZ) CC

Graduated in May of 2006 and had a year of eligibility remaining in 2007, but elected to stay with his employer in Greenville, SC.

2006: All-ACC Academic team member...had a 2-0 record and 2.50

ERA in 36.0 innings pitched over nine relief appearances and two starts...allowed 28 hits, 10 earned runs, and 10 walks with 30 strikeouts...named to both the ACC Tourney and Clemson Regional All-Tourney teams...Clemson had an 11-0 record in the 11 games that he pitched...pitched a team-tying-high 25.2 innings in the postseason; in four appearances (two starts), he was 2-0 with a 2.10 ERA, and allowed 17 hits and six walks with 20 strikeouts...pitched 8.0 innings, allowing four hits, one run, and one walk with five strikeouts to earn the win against #25 N.C. State in the ACC Tourney on May 28; he led the Tigers to the ACC Tourney title...pitched 8.0 innings in relief, allowing three hits and no runs with six strikeouts to earn the win against North Carolina-Asheville in the Clemson Regional on Jun. 2.

2005: Red-shirted...missed the season due to a torn labrum.

BEFORE CLEMSON: Played two seasons (2003,04) at Chandler-Gilbert Community College in Arizona, where he was coached by Doyle Wilson...drafted in the 45th round (1,356th overall pick) by the Saint Louis Cardinals in 2002...lettered three times in baseball at Chaminade College Prep School, where he was coached by Scott Drootin.

PERSONAL: Two-time member of the ACC Academic Honor Roll...graduated in May, 2006 with a degree in economics...born Sean Kelley Clark on Apr. 24, 1984 in Los Angeles, CA.

Clark's Career Stats

Year	ERA	W-L	G-GS	SV	IP	H	R	ER	BB	SO
2006	2.50	2-0	11-2	0	36.0	28	12	10	10	30



#21 Tyler Colvin

OF/1B • L-L • 6-3 • 190 • 3VL

North Augusta, SC • North Augusta HS

A career .315 hitter with 54 doubles, seven triples, 20 homers, 142 RBIs, and 39 steals in 186 games (165 starts).

2006: Drafted in the first round (13th overall pick) by the Chicago Cubs; the 13th pick tied for the third-highest by a Tiger in school history...first-team All-American by NCBWA...first-team All-American by Baseball America...second-team All-American by ABCA...first-team All-Atlantic Region by ABCA...Second-Team All-ACC selection...received the Mitchell Award, which goes to the team's most valuable player...hit .356 with 64 runs scored, 100 hits, 22 doubles, five triples, 13 homers, 70 RBIs, and 23 steals in 27 attempts in starting all 69 games...led the team in batting average, at-bats, hits, doubles, triples, total bases, and steals...reached base in 10 straight plate appearances and had eight hits in a row over the last three games of the regular season and the first ACC Tourney game...had a 26-game hitting streak late in the season, the fourth-longest streak in Tiger history; he hit .435 with seven doubles, six homers, 36 RBIs, and 10 stolen bases in leading the Tigers to a 25-1 record...named ACC Tourney MVP along with earning All-ACC Tourney honors after going 10-for-24 (.417) with a double, five RBIs, and three steals in five games...named to the Clemson Regional All-Tourney team...hit two solo homers in the first game of a doubleheader against James Madison on Feb. 17...hit a solo homer in the second game of a doubleheader against James Madison on Feb. 17; he hit three homers in one day...named ACC Player-of-the-Week for the week of Mar. 20-26; he went 7-for-17 (.412) with four doubles, five RBIs, and three steals in five games...hit a walkoff, run-scoring single to lift the Tigers to a 4-3 win in the 10th inning against #13 Florida State on May 13...went 5-for-7 with two homers, a double, 12 total bases, three runs scored, and eight RBIs against #22 Wake Forest on May 18...went 4-for-4 with a three-run homer, four RBIs, and a steal against #22 Wake Forest on May 19; he went 11-for-13 (.846) with six runs scored, one double, three homers, 14 RBIs, and three steals in the series; he had seven straight hits in the series and reached base in nine straight plate appearances at one point...named one of four national players-of-the-week by Collegiate Baseball and ACC Player-of-the-Week after going 12-for-17 (.706) with three homers, 14 RBIs, and three steals in four games from May 16-20...hit a grand slam against #14 Oral Roberts in the Clemson Super Regional on Jun. 9; the grand slam was a walkoff shot in the ninth inning to give Clemson an 11-8 win; it was the first walkoff grand slam in Tiger history.

2005: Hit .283 with 22 doubles, five homers, and 53 RBIs in 65 starts...had a team-high 12 steals...received the Bob Bradley Award as Clemson's MVP in the four-game series against South Carolina...had the game-winning RBI on a fielder's choice in the ninth inning against #18 California-Irvine on Feb. 26...went 5-for-5 with a double and steal at Auburn on Mar. 4...went 4-for-5 with a Clemson-record-tying three doubles, two runs scored, and three RBIs at N.C. State on Apr. 24...saw his 19-game hitting streak come to an end against #6 Georgia Tech on May 1.

2004: Batted .289 with two homers, 10 doubles, and 19 RBIs in 52 games (31 starts)...tied a school record with three doubles against #24 Florida State on May 3; he also went 4-for-5 with two runs scored, three RBIs, and two steals...went 4-for-4 with a double and his first career homer at #15 Georgia Tech on May 15...played for Florence in the Coastal Plain League in the summer.

BEFORE CLEMSON: All-state and all-region pick as a senior at North Augusta High...#1 player in South Carolina by High School Sports Report...lettered three times in baseball at North Augusta High...coached by Drew Hummel.

PERSONAL: Majoring in management...pronounced COHL-vihn...born Tyler Eugene Colvin on Sept. 5, 1985 in Augusta, GA.

Colvin's Career Stats

Year	AVG	G-GS	AB	R	H	2B	3B	HR	RBI	OB%	SB
2004	.289	52-31	128	21	37	10	2	19	350	.45	
2005	.283	65-65	258	51	73	22	2	5	53	.323	12-15
2006	.356	69-69	281	64	100	22	5	13	70	.419	23-27
Total	.315	186-165	667	136	210	54	7	20	142	.369	39-47



#48 Josh Cribb

RHP • R-R • 5-10 • 190 • 4VL

Lake View, SC • Lake View HS

Had a 22-7 record, 3.47 ERA, and allowed 71 walks with 257 strikeouts in 282.1 innings pitched (36 relief appearances and 32 starts)...his 2.26 walks per nine innings pitched mark is sixth-best in Tiger history and his

3.62 strikeout-to-walk ratio is second-best in Tiger history.

2006: Drafted in the eighth round (227th overall pick) by the Kansas City Royals...second-team All-American by Collegiate Baseball...third-team All-American by ABCA...third-team All-American by NCBWA...first-team All-Atlantic Region by ABCA...First-Team All-ACC selection...All-ACC Academic team member...received the Stowe Award, which goes to the team's most valuable pitcher...had a 9-0 record and 3.09 ERA in 15 starts and one relief appearance...in 87.1 innings pitched, he allowed 70 hits and 26 walks with 83 strikeouts...named to the Brooks Wallace Award Watch List and Roger Clemens Award Watch List...pitched 7.0 scoreless innings of one-hit ball to earn the win against #25 Kansas on Mar. 10; he did not allow a baserunner past first base...pitched a complete-game six-hitter to earn the win against Maryland on Apr. 7; he earned ACC Pitcher-of-the-Week honors for his effort.

2005: Had an 8-5 record and 3.54 ERA in 15 starts and four relief appearances (team-high 109.1 innings pitched)...had an ACC-high two shutouts and three complete games...had 97 strikeouts against only 24 walks and a 4.04 strikeout-to-walk ratio (seventh-best in Clemson history)...received the Stowe Award, which goes to the team's most valuable pitcher...struck out 10 batters without allowing a walk in 7.2 innings pitched and allowed just two runs against #9 North Carolina on Mar. 18...pitched a six-hit shutout to earn the win at Virginia Tech on May 9...named ACC Pitcher-of-the-Week thanks to his two outings at Virginia Tech and Wake Forest...earned the win against #4 Miami (FL) on May 20; he earned ACC Pitcher-of-the-Week honors for the second straight week...pitched a complete game six-hitter against #8 Miami (FL) in the ACC Tourney on May 26; he allowed one run and no walks with eight strikeouts to earn the win; he was named to the All-Tourney team thanks to his efforts...pitched a two-hit shutout to earn the win against #22 College of Charleston in the Clemson Regional on Jun. 4; he was named to the Clemson Regional All-Tourney team.

2004: Had a 5-1 record along with a 3.71 ERA in 19 relief appearances and one start...in 60.2 innings pitched, he allowed just 15 walks and 49 hits while striking out 58...his 3.87 strikeout-to-walk ratio is ninth-best in Clemson history...had two saves...came in the game with Clemson trailing 4-1 against #6 South Carolina on Apr. 7 and pitched 5.0 scoreless innings to earn the win...named to the Athens Regional All-Tourney team as one of two pitchers; he had a save and win in two relief outings...played for Brewster in the Cape Code League in the summer.

2003: Had an 0-1 record and 3.96 ERA in 12 relief appearances and one start...struck out 19 against only six walks in 25.0 innings pitched...pitched 2.1 innings in relief against Princeton in the Auburn Regional on May 31...played for Florence in the Coastal Plain League in the summer.

2002: Red-shirted.

BEFORE CLEMSON: Only pitcher in the state of South Carolina to have a perfect 0.00 ERA as a senior...had 525 career strikeouts in 297.0 innings to go along with an 0.88 ERA and 43-3 career record at Lake View High...led his team to four state titles...lettered four times in baseball and twice in basketball...coached by Kip Herlong.

PERSONAL: Graduated in May, 2006 with a degree in PRM...five-time member of the ACC Academic Honor Roll, the only Tiger in history to accomplish that feat...married his high school sweetheart Ashley Price (2005 Clemson graduate) in 2005...born Josh William Cribb on Feb. 24, 1983.

Cribb's Career Stats

Year	ERA	W-L	G-GS	SV	IP	H	R	ER	BB	SO
2003	3.96	0-1	13-1	0	25.0	36	17	11	6	19
2004	3.71	5-1	20-1	2	60.2	49	28	25	15	58
2005	3.54	8-5	19-15	0	109.1	119	47	43	24	97
2006	3.09	9-0	16-15	0	87.1	70	36	30	26	83
Total	3.47	22-7	68-32	2	282.1	274	128	109	71	257



#3 Herman Demmink

INF • L-R • 5-10 • 185 • 4VL
Midlothian, VA • Clover Hill HS

Hard-working infielder who had a .311 career batting average, 168 runs scored, 255 hits, 46 doubles, seven triples, 13 homers, 116 RBIs, 17 sacrifice bunts, and 30 steals in 232 games (207 starts)...the 232 games are sixth-most in Tiger history...four-time winner of the Omaha Challenge...four-time Dedication Award winner.

2006: Drafted in the 28th round (847th overall pick) by the Philadelphia Phillies...All-ACC Academic team member...team co-captain...hit .296 with 16 doubles, five homers, 32 RBIs, and 13 steals in 69 starts...had a 10-game hitting streak early in the season and a 13-game hitting streak in the second half of the season...went 3-for-4 with a homer and three RBIs against #19 Georgia on Mar. 29...went 3-for-5 with two runs scored, two RBIs, and a steal against #2 Cal State Fullerton in the College World Series on Jun. 20.

2005: Hit .345 with 56 runs scored, 17 doubles, four homers, 41 RBIs, a .408 on-base percentage, eight sacrifice bunts, and nine steals in 65 games (63 starts)...the eight sacrifice bunts tied for seventh-most in school history...had

a 13-game hitting streak that ended in June, and hit safely in 30 of the last 33 games and 40 of the last 46 games...went 4-for-6 with two runs scored, a double, home run, and three RBIs in the first game of a doubleheader at Maryland on Mar. 26; his two-run double in the 13th inning was the game-winner...went 4-for-5 with a double and three RBIs against Virginia on Apr. 15...went 3-for-5 with a key ninth-inning, two-out, RBI single and later scored the game-winning run in the ninth inning against #6 Georgia Tech on Apr. 30...had an 11-game hitting streak from late April to early May...named to the Clemson Regional All-Tourney team.

2004: Hit .270 with four homers, nine doubles, 29 RBIs, and six steals in 50 games (45 starts)...named an NSCA Strength & Conditioning All-American...received the Bob Bradley Award as Clemson's MVP in the four-game series against South Carolina; he was 7-for-15 with two homers and four RBIs...hit an RBI single and grand slam at Duke on May 20...played for Chatham in the Cape Cod League in the summer, where he hit .143 in 12 games.


2003: Hit .330 with a .427 on-base percentage...started 30 games and appeared in 18 others...hit a team-best .457 with a .537 on-base percentage against ACC regular-season competition...went 3-for-6 with four RBIs and two runs scored against Wofford on Mar. 24...had four hits and scored four runs at Maryland on Apr. 20...went 4-for-4 with a run scored at Wake Forest on May 15...played for Keene in the NECBL in the summer.

BEFORE CLEMSON: First-team all-state selection as a senior at Clover Hill High School...lettered four times in baseball, twice in basketball, and twice in track...coached by Tim Lowery.

PERSONAL: Three-time member of the ACC Academic Honor Roll...graduated in May, 2006 with a degree in economics...born Herman Demmink III on Sept. 21, 1983 in Hickory, NC.

Demmink's Career Stats

Year	AVG	G-GS	AB	R	H	2B	3B	HR	RBI	OB%	SB
2003	.330	48-30	106	18	35	4	1	0	14	.427	2-6
2004	.270	50-45	174	34	47	9	1	4	29	.316	6-6
2005	.345	65-63	261	56	90	17	4	41	408	.408	9-12
2006	.296	69-69	280	60	83	16	4	5	32	.376	13-20
Total	.311	232-207	821	168	255	46	7	13	116	.381	30-44



#20 Stephen Faris

RHP • R-R • 6-1 • 190 • 3VL
Richmond, VA • Tucker HS

Had a 16-10 record and 3.24 ERA in 242.0 innings pitched over 55 appearances (33 starts)...had 189 strikeouts against 56 walks and allowed eight homers...his 2.08 walks per nine innings pitched mark is second-best in Clemson history and his 3.38 strikeout-to-walk ratio is fourth-best in Tiger history...in 83.2 innings pitched in ACC regular-season games in 2005 and 2006, he did not allow a homer.

2006: Drafted in the 12th round (363rd overall pick) by the San Diego Padres...had a 9-3 record and team-best 2.36 ERA in 18 starts (team-high 103.0 innings pitched)...allowed just 77 hits (.209 opponents' batting average), three home runs, and 20 walks with 86 strikeouts, good for a 4.3 strikeout-to-walk ratio (sixth-best mark in Clemson history)...seventh in the ACC in strikeouts and sixth in opponents' batting average...his 1.75 walks per nine innings pitched mark was fourth-best in Clemson history...had a 7-0 record and 1.41 ERA in 11 starts at home; in 70.1 innings pitched, he allowed just 45 hits (.183 opponents' batting average) and 12 walks with 60 strikeouts...had a 2.45 ERA with 23 strikeouts against only six walks in four post-season starts...earned the victory in the second game of a doubleheader against James Madison on Feb. 17; he allowed one hit, no runs, and no walks with six strikeouts in 6.0 innings pitched...pitched 8.0 innings, allowing four hits, no runs, and no walks with five strikeouts to earn the victory against #12 N.C. State on Mar. 26...pitched 6.0 innings, allowing three hits, no earned runs, and no walks with four strikeouts to earn the victory at #11 Miami (FL) on Apr. 2...pitched 7.2 innings, allowing just three hits, one run, and two walks with four strikeouts to earn the victory against #13 Florida State on May 12...pitched 6.0

innings, allowing two hits, no runs, and no walks with four strikeouts to earn the victory against #22 Wake Forest on May 18; he faced the minimum 18 batters...pitched 7.0 innings, allowing three hits, one run, and two walks with eight strikeouts against #7 Georgia Tech in the ACC Tournament on May 25.

2005: Second-Team All-ACC pick...had a 6-4 record and team-best 2.60 ERA along with a save in 10 starts and 10 relief appearances (97.0 innings pitched)...had three complete games...allowed only one homer...had 79 strikeouts against only 25 walks...pitched his first career complete game against Georgia on Apr. 6; he allowed five hits, one earned run, and three walks while striking out eight...pitched a complete game five-hitter to earn the win against #4 South Carolina on Apr. 13; he allowed two runs and one walk while striking out seven; he earned ACC Pitcher-of-the-Week honors for his efforts...pitched a complete game to earn the win at Wake Forest on May 13; he allowed six hits, one run, and one walk with five strikeouts...pitched 7.0 innings, allowing one earned run and no walks with five strikeouts to earn the win against #4 Miami (FL) on May 19...played for Falmouth in the Cape Cod League in the summer.

2004: Had a 1-3 record and 6.86 ERA in 12 relief appearances and five starts...allowed just 11 walks in 42.0 innings pitched...played for New Market in the Valley League in the summer.

BEFORE CLEMSON: Earned second-team all-state honors as a senior at Tucker High...in four seasons, he was 30-9 with 229 strikeouts...lettered four times in baseball at Tucker High School, where he was coached by Will Hicks.

PERSONAL: Two-time member of the ACC Academic Honor Roll...majoring in sport management...born Stephen Wayne Faris on Jun. 30, 1984 in Richmond, VA.

Faris' Career Stats

Year	ERA	W-L	G-GS	SV	IP	H	R	ER	BB	SO
2004	6.86	1-3	17-5	0	42.0	57	35	32	11	24
2005	2.60	6-4	20-10	1	97.0	89	36	28	25	79
2006	2.36	9-3	18-18	0	103.0	77	36	27	20	86
Total	3.24	16-10	55-33	1	242.0	223	107	87	56	189



#42 Drew Fiorenza

RHP • R-R • 6-1 • 205 • 2VL
Atlanta, GA • Middle Georgia College

Had a 2-1 record, 5.65 ERA, and two saves in 30 appearances (one start) over two seasons.

2006: Drafted in the 15th round (441st overall pick) by the Seattle Mariners...had a 6.60 ERA and one save in 12 relief appearances (15.0 innings pitched)...allowed five walks with 15 strikeouts...pitched 4.0 innings, allowing four hits, one run, and one walk with three strikeouts to earn the save against #19 Georgia on Mar. 29.

2005: Drafted in the 45th round (1,348th overall pick) by the Cleveland Indians...had a 2-1 record and 4.98 ERA along with a save in 17 relief appearances and one start (21.2 innings pitched)...did not allow a home run...earned his first save as a Tiger by pitching 2.1 scoreless innings, allowing one run and no walks with three strikeouts at Wake Forest on May 15...earned the victory in relief by pitching 1.1 scoreless innings against #4 Miami (FL) on May 21...played for Wilmington in the Coastal Plain League in the summer.

BEFORE CLEMSON: Played for Hyannis in the Cape Cod League in 2004...drafted in the 45th round by the New York Yankees in 2004...played one year at Middle Georgia College, where he was coached by Craig Young...drafted in 29th round by the Angels in 2003...played at Okaloosa-Walton (FL) College in 2003...lettered one time in baseball at Westminster Academy in Fort Lauderdale, FL...coached by Rich Hoffman at Westminster Academy.

PERSONAL: Two-time member of the ACC Academic Honor Roll...majoring in accounting...born Andrew Charles Fiorenza on Jun. 24, 1984 in Atlanta, GA.

Fiorenza's Career Stats

Year	ERA	W-L	G-GS	SV	IP	H	R	ER	BB	SO
2005	4.98	2-1	18-1	1	21.2	26	13	12	15	23
2006	6.60	0-0	12-0	1	15.0	18	11	11	5	15
Total	5.65	2-1	30-1	2	36.2	44	24	23	20	38



2006 Seniors & Pro Signees



#16 Ben Hall

INF • R-R • 5-9 • 185 • 2VL

Ormond Beach, FL • Daytona Beach CC

One of the top pinch-hitters off the bench during his two seasons at Clemson...a career .294 hitter in three seasons (126 games (42 starts)), one of which was at Stetson in the 2003 season...serving as a student assistant coach on the 2007 Clemson team.

2006: All-ACC Academic team member...hit .226 with two doubles, two home runs, and nine RBIs as the top pinch-hitter off the bench...played in 41 games...hit a pinch-hit, solo home run that tied the score in the seventh inning against #25 Kansas on Mar. 11...came off the bench and went 3-for-4 with a homer, double, and three RBIs against #22 Wake Forest on May 18...hit a pinch-hit, walkoff single through the left side in the ninth inning to give Clemson a 3-2 win against #7 Georgia Tech in the ACC Tournament on May 25.

2005: Hit .319 with five doubles, a triple, a homer, and nine RBIs in 47 at-bats and 37 games...was 11-for-30 (.367) as a pinch-hitter...made a tremendous leaping, game-saving catch at second base in the 10th inning with the bases loaded, two outs, and the score tied in the first game of a doubleheader at Maryland on Mar. 26; Clemson went on to win 6-4 in 13 innings...played for Daytona in the Florida Collegiate Summer League.

BEFORE CLEMSON: Played for New Market in the Valley League in the summer of 2004...played one year (2004) at Daytona Beach Community College; where he was coached by Tim Touma...played one season (2003) at Stetson, where he hit .321 in 48 games and was named to the Atlantic Sun Conference All-Freshman team...coached by Pete Dunn at Stetson...lettered four times in baseball at Seabreeze Senior High School, where he was coached by Anthony Campanella.

PERSONAL: Two-time member of the ACC Academic Honor Roll...majoring in sport management...born Benjamin David Hall on Aug. 9, 1983 in Johnson City, TN.

Hall's Career Stats

Year	AVG	G-GS	AB	R	H	2B	3B	HR	RBI	OB%	SB
2003*	.321	48-31	112	15	36	2	0	1	13	.363	3-4
2005	.319	37-3	47	7	15	5	1	1	9	.352	0-0
2006	.226	41-8	62	8	14	2	0	2	9	.304	1-4
Total	.294	126-42	221	30	65	9	1	4	31	.353	4-8

* - Stetson



#50 Chris Howard

RHP • L-R • 6-4 • 200 • 2VL

Fort Wayne, IN • Concordia Lutheran HS

Made seven relief appearances (7.1 innings pitched) in two seasons at Clemson...had a 1-0 record and 2.45 ERA in his career.

2006: Did not allow a run in two relief appearances (2.2 innings pitched)...pitched 1.2 scoreless innings against Western Carolina on Apr. 4.

2005: Had a 1-0 record and 3.86 ERA in five relief appearances (4.2 innings pitched)...pitched 2.1 scoreless innings in relief to earn his first career win against Wofford on Apr. 27.

2004: Red-shirted...played for Vermont in the NECBL in the summer.

BEFORE CLEMSON: Set the Concordia Lutheran High School record for wins in a season and career, and career strikeouts...lettered four times in both baseball and tennis, and once in basketball at Concordia Lutheran High, where he was coached by Dave Bohr.

PERSONAL: Two-time member of the ACC Academic Honor Roll...graduated in December, 2006 with a degree in English...born Christopher Dale Howard on Oct. 8, 1984 in New Haven, IN.

Howard's Career Stats

Year	ERA	W-L	G-GS	SV	IP	H	R	ER	BB	SO
2005	3.86	1-0	5-0	0	4.2	5	2	2	0	1
2006	0.00	0-0	2-0	0	2.2	1	0	0	1	1
Total	2.45	1-0	7-0	0	7.1	6	2	2	1	2



#15 John Ingram

INF/OF • R-R • 6-1 • 200 • 3VL

Alpharetta, GA • Chattahoochee HS

A career .234 hitter with four homers and 21 RBIs in 75 games (28 starts)...transferred to Western Carolina and will play for the Catamounts in 2007 even though he graduated from Clemson in December, 2006.

2006: Went 1-for-10 (.100) in 14 games off the bench...came off the bench and hit a single in two at-bats against Virginia Tech on Apr. 30.

2005: Was 3-for-22 (.136) with a run scored and four walks in 19 games...played for Weatherford in the Texas Collegiate League in the summer.

2004: Hit .271 with six doubles, four home runs, and 21 RBIs in just 96 at-bats in 42 games (26 starts)...was 5-for-13 (.385) with two doubles, two home runs, and 10 RBIs as a pinch-hitter...in his first plate appearance and first swing as a Tiger, he hit a pinch-hit, three-run home run against Georgia Southern at Greenville, NC on Feb. 29...hit a pinch-hit home run against #7 Auburn on Mar. 13...hit a solo home run against Coastal Carolina on Mar. 16; it was his third career home run in just his ninth career at-bat...had a 13-game hitting streak from Mar. 16 to Apr. 4...hit a two-run home run and walked three times against #24 Florida State on May 3.

2003: Red-shirted...played for Torrington in the NECBL in the summer.

BEFORE CLEMSON: Lettered four times in baseball and twice in football at Chattahoochee High...high school baseball teammate of former Tiger quarterback Charlie Whitehurst (2002-05)...coached by Tim Lemons.

PERSONAL: Graduated in December, 2006 with a degree in marketing...two-time member of the ACC Academic Honor Roll...born John Aaron Ingram on Oct. 21, 1983 in Fort Worth, TX.

Ingram's Career Stats

Year	AVG	G-GS	AB	R	H	2B	3B	HR	RBI	OB%	SB
2004	.271	42-26	96	17	26	6	0	4	21	.358	2-2
2005	.136	19-2	22	1	3	0	0	0	0	.269	0-0
2006	.100	14-0	10	0	1	0	0	0	0	.100	0-1
Total	.234	75-28	128	18	30	6	0	4	21	.324	2-3



#23 Tanner Leggett

2B/SS • R-R • 5-11 • 165 • 2VL

Clemson, SC • Daniel HS

A career .231 hitter (6-for-26) with a home run and three RBIs in 30 games...committed just one error in 38 chances during his two active seasons in the Tiger program.

2006: Was 2-for-15 (.133) with three runs scored and a homer in 14 games...hit a pinch-hit, solo homer against Virginia Tech on Apr. 28; it was his first career homer, as he got to shake his father's hand after touching third base.

2005: Was 4-for-11 (.364) with a run scored and two RBIs in 16 games off the bench...had his first career hit, an RBI single, and scored a run at Auburn on Mar. 6...as a late-inning substitution at second base, he made a key assist after fielding a ground ball up the middle in the ninth inning at #8 South Carolina on Apr. 20.

2004: Did not play in any games, as he recovered from a shoulder injury...played for Spartanburg in the Coastal Plain League in the summer.

2003: Red-shirted...had shoulder surgery in the summer.

BEFORE CLEMSON: Lettered three times in baseball and two times in soccer at Daniel High School.

PERSONAL: Son of Head Coach Jack Leggett...member of the ACC Academic Honor Roll in 2004-05...graduated in December, 2006 with a degree in marketing...born Tanner Jackson Leggett on Aug. 12, 1983 in Cullowhee, NC.

Leggett's Career Stats

Year	AVG	G-GS	AB	R	H	2B	3B	HR	RBI	OB%	SB
2005	.364	16-0	11	1	4	0	0	0	2	.417	0-0
2006	.133	14-1	15	3	2	0	0	1	1	.188	0-0
Total	.231	30-1	26	4	6	0	0	1	3	.286	0-0



#46 Steve Richard

RHP • R-R • 6-2 • 225 • 1VL

Billerica, MA • Univ. of Maine

Hard thrower who was used primarily as a set-up man at Clemson.

2006: Drafted in the eighth round (231th overall pick) by the Seattle Mariners...had an 0-1 record, 4.30 ERA, and four saves in 21 relief appearances...pitched 1.1 hitless and scoreless innings to earn the save against #9 South Carolina on Mar. 5.

BEFORE CLEMSON: Played for Chatham in the Cape Cod League in the summer of 2005...played 2004 and 2005 at Maine, where he was 13-3 with a 2.49 ERA in 31 appearances (26 starts) and 170.0 innings pitched...coached by Paul Kostocopolous at Maine...lettered at Malden Catholic High, where he was coached by Steve Freher.

PERSONAL: Majoring in economics...born Steven Michael Richard, Jr. on Mar. 7, 1985 in Medford, MA.

Richard's Career Stats

Year	ERA	W-L	G-GS	SV	IP	H	R	ER	BB	SO
2004*	3.09	4-2	15-11	0	70.0	58	29	24	38	63
2005*	2.07	9-1	16-15	0	100.0	88	34	23	44	90
2006	4.30	0-1	21-0	4	23.0	29	12	11	9	14
Total	2.70	13-4	52-26	4	193.0	175	75	58	91	167

* - Maine



#5 Travis Storrer

OF • L-R • 6-1 • 195 • 3VL

Mount Vernon, WA • Edmonds CC

Had 15 career outfield assists...a career .329 hitter in 171 games (170 starts) in three seasons...totaled 124 runs scored, 38 doubles, five triples, 22 homers, and 121 RBIs.

2006: Team co-captain...hit .321 with 10 doubles, nine homers, and 45 RBIs in 52 games (51 starts)...had a .417 on-base percentage thanks to 25 walks against only 24 strikeouts...had a 12-game hitting streak, which included the last 10 games of 2005 and the first two games of 2006...hit a walkoff sacrifice fly in the 11th inning against Maryland on Apr. 8...hit two homers with three RBIs at #10 Georgia Tech on Apr. 16...went 4-for-5 with an RBI against #13 Florida State on May 12.

2005: Hit .346 with 15 doubles, six homers, 43 RBIs, and a .412 on-base percentage in 66 starts...had a 19-game hitting streak; he hit .425 during the streak...hit safely in 29 of the last 30 games...named to the Clemson Regional All-Tourney team after going 4-for-11 in three games...played for Bellingham in the WCCBL in the summer.

2004: Hit .315 with 49 runs scored, 13 doubles, seven homers, and 33 RBIs in 53 starts...named to both postseason all-tourney teams, as he was 17-for-43 (.395) with 13 runs scored, five doubles, three homers, and 14 RBIs...had his 12-game hitting streak come to an end at Texas Tech on Mar. 21...hit a walkoff single in the ninth inning against Charleston Southern on May 5...went 4-for-6 with two doubles and three RBIs against #5 Georgia Tech in the ACC Tourney on May 27; one of the doubles was a key two-run shot that tied the score with two outs in the bottom of the ninth inning...an All-ACC Tourney pick who was 10-for-20 (.500)...named to the Athens Regional All-Tourney, as he was 7-for-23 (.304) with three homers and 10 RBIs...played for Chatham in the Cape Cod League in the summer.


BEFORE CLEMSON: Transferred from Edmonds Community College in Washington, where he was coached by Donnie Marbut...earned team MVP honors at Mount Vernon High as a junior and senior...lettered four times in baseball, three times in tennis, and two times in basketball at Mount Vernon High...coached by Pat Swapp in high school.

PERSONAL: Member of the ACC Academic Honor Roll in 2003-04...majoring in sport management...born Travis Keith Storrer on Oct. 2, 1983 in Mount Vernon, WA.

Storrer's Career Stats

Year	AVG	G-GS	AB	R	H	2B	3B	HR	RBI	OB%	SB
2004	.315	53-53	216	49	68	13	2	7	33	.376	5-6
2005	.346	66-66	243	46	84	15	2	6	43	.412	0-2
2006	.321	52-51	165	29	53	10	1	9	45	.417	2-2
Total	.329	171-170	624	124	205	38	5	22	121	.401	7-10

Tillman Hall



Thomas Green Clemson believed that South Carolina needed an institution of higher education dedicated to science and agriculture. With his belief came the foundation that was laid for Clemson Agricultural College. On April 6, 1888, Thomas Clemson died, leaving most of his estate to the state of South Carolina with the purpose of establishing a college that would teach scientific agriculture and the mechanical arts to the young people of South Carolina.

The college formally opened its doors in 1893 with an enrollment of 446 students. As an all-male military school, the college quickly became recognized across the nation as an important part of the national system of state universities and land-grant colleges. In 1955, Clemson became a civilian co-educational college. As the school expanded its academic offerings and research pursuits, the state legislature renamed the college Clemson University in 1964.

Today, Clemson is much more than Thomas Clemson could have ever envisioned. The campus is located on 1,400 acres of beautiful rolling hills on what once was the plantation of former U.S. Vice-President John C. Calhoun. Landmarks such as Fort Hill, the former home of the Clemsons and the Calhouns, Tillman Hall with its clocktower and Carillon Garden, the statue of Thomas Green Clemson, and the outdoor amphitheater all help retain the air of tradition.

The Clemson Education

- **U.S. News & World Report** ranked Clemson the leading national university in South Carolina and #30 among the nation's top public universities. The university's goal is to be one of the top-20 public universities in the nation. Clemson has improved 44 spots since 1997.
- Clemson features a diverse curriculum; there are 74 undergraduate degree programs and 111 graduate degrees.
- In 2006, Clemson was selected for a chapter of Phi Beta Kappa, the nation's most prestigious honor society.

General Information

Founded:	1889
Total Enrollment (2005-06):	17,165
Undergraduate Enrollment (2005-06):	14,096
Graduate Enrollment (2005-06):	3,069
Freshman Class Enrollment (2005-06):	2,903
Average SAT of 2005-06 Freshmen:	1,225
Freshmen in Top-10 Percent of Class:	45%
Freshman-Year Retention Rate:	87%
Degrees Awarded in 2005:	3,980
Undergraduate Degree Programs:	74
Graduate School Degree Programs:	111
Faculty Members:	1,178

- Clemson's five different colleges include: Agriculture, Forestry, & Life Sciences; Architecture, Arts, & Humanities; Business & Behavioral Science; Engineering & Science; and Health, Education, & Human Development.
- The Calhoun Honors College strives to enrich the educational experience of highly-motivated, academically-talented students by providing opportunities for scholarship and research not ordinarily available to undergraduates. Established in 1962, Calhoun College is the oldest honors program in South Carolina.
- **Kiplinger's Magazine** ranks Clemson #29 among public institutions in its roundup of institutions providing a top-quality education at reasonable prices.
- Four graduate programs within the College of Engineering & Science are among the nation's top 50 according to the 2007 edition of **U.S. News & World Report** guide to graduate programs. That includes a #20 national ranking for the environmental science program. Civil engineering's undergraduate program is also ranked in the top 20.
- Clemson's six-year graduation rate is 75 percent, 20 points higher than the national average for public universities.
- The Program for Educational Enrichment and Retention (PEER) helped bring Clemson's graduation rate of African-American engineering students to the highest in the nation among predominantly non-historically black schools.

- Clemson's College of Engineering and Science grants more than two-thirds of all engineering degrees in South Carolina and enrolls nearly 75 percent of the state's engineering students.
- Clemson alumni include two recently named United States Ambassadors. David Wilkins, a former All-ACC tennis player, was named U.S. Ambassador to Canada in the summer of 2005. Kristie Anne Kenney was recently named U.S. Ambassador to the Republic of Ecuador.
- In the fall of 2001, Clemson was added to General Electric's list of Executive Schools, of which there are less than 40, from which the company draws candidates for high potential engineering jobs and other key positions.
- Clemson was named the #1 place to work in academia in 2006 by **The Scientist**.
- Clemson's Center for Advanced Engineering Fibers & Films was designated a national engineering research center by the National Science Foundation, one of only 20 in the nation.
- In a poll of leading architecture firms and the editors of **Design Intelligence**, Clemson's School of Architecture ranked #2 in the south and #20 in the nation.
- **Design Intelligence** ranked Clemson's graduate architecture program #13 among professional graduate schools and as the fifth-best public school or architecture in the country.
- **The Unofficial, Unbiased, Insider's Guide** to the 328 Most Interesting Colleges cited Clemson as a top school in career preparation.

The Clemson Experience

- Whether its walking to the Hendrix Student Center to have a milkshake, or taking a stroll through the State's Botanical Gardens, or even taking part in a pickup basketball game at Fike Recreation Center, there are plenty of activities for Clemson students when they are not in the classroom.
- Clemson has more than 230 student organizations active on campus, including 21 social fraternities and 10 social sororities. There are organizations related to every course of study, groups such as the Accounting Club and the American Institute of Architects. For students who enjoy writing or photography, **The Tiger**, the campus newspaper, TAPS, the university yearbook, and The Chronicle, the student variety magazine, are available.
- Located in the University Union are the offices of the student government. Student government gives students the opportunity to influence campus policy.
- Fike Recreation Center, which just completed a renovation and expansion project, has a host of opportunities for students to let off steam through physical activity. Inside Fike is an eight-lane swimming pool, a diving tank, two gyms used for basketball and other activities, various weightlifting facilities, and room for aerobics. Outside Fike are several spacious fields used for the extensive intramural program and for student enjoyment. There are indoor and lighted outdoor tennis courts across the street at the Hoke Sloan Tennis Center.

The Clemson Facilities

- Opened in January of 2000, the Hendrix Student Center is a 108,000 square-foot facility in the heart of Clemson's campus that contains a convenience



The Clemson University campus is one of the most picturesque in the Southeast.



store, food court, movie theater, cell phone store, copy shop, and telecommunications center. The center has 15,000 square feet of meeting rooms and a 2,600 square-foot student lounge. The student center also is the home of the Office of Career Services and Placement, The Gantt Intercultural Center, the student bookstore, the student media, and the University Union.

- The main university library, Robert Muldrow Cooper Library, is situated in the center of campus. The library has become one of the national leaders in automated information retrieval. Its bibliographic records are accessible from anywhere in the world, easing the task of finding information in its collections, which total more than 1.7 million items. Numerous periodical indexes are housed online and available for automated searching. The collections are particularly strong in agriculture, natural and physical sciences, economics, and technology. Of special interest are the James F. Byrnes and Edgar A. Brown Rooms, which have the collections of papers of these statesmen.
- Clemson has seen rapid progress in research and economic development, more than doubling external support since 2001. Clemson's Center for Advanced Engineering Fibers & Films was designated a national engineering research center by the National Science Foundation. In recent years, Clemson research has generated 10 spin-off companies and created more than 100 jobs. The Clemson University International Center for Automotive Research (CU-ICAR), a 250-acre research campus devoted to automotive and motorsports research in Greenville, SC, has generated more than \$200 million in public and private support. The university is investing more than \$80 million to help build an advanced materials economic cluster at the Clemson Research Park, anchored by a 100,000-square-foot laboratory that includes one of the nation's most sophisticated electron microscope facilities. Clemson has announced plans to develop a research center in North Charleston, SC devoted to restoration research and education, as well as partnerships with Greenville Hospital System and the Greenwood (SC) Genetic Center, aimed at supporting the state's biomedical industries.
- All students are assigned a user identification code when they enroll, which allows them to use the various mainframe applications, such as electronic mail, job placement service, library card catalog and information databases, and housing and course registration.
- The \$12.5-million Robert Howell Brooks Center for the Performing Arts opened in 1994. The facility brings an exciting array of fine arts productions to the University, while working to make the arts accessible to a new and larger audience.

- The Michelin Career Center can help with planning and finding summer and full-time employment. The office assists in career counseling and planning, searching for a job, preparing resumés, and developing job interview strategies. Resources include staff expertise, books, videotapes, and literature provided by companies and agencies. Clemson has developed one of the best automated placement systems in the country, allowing students to research employers and sign up for interviews from any mainframe computer terminal on campus.

The Clemson Faculty

- Clemson's student-to-faculty ratio of 14-to-1 gives the faculty the opportunity to interact with many of the students on a one-on-one basis. Critical thinking, problem solving, creative learning, and self-development are just a few of the characteristics emphasized in the classroom.
- The Clemson faculty includes 33 Fulbright Scholars, and 59 endowed chairs, named professorships, and alumni professorships.
- Over 500 institutions of higher learning that promote excellence in teaching, research, and scholarship are represented among the Clemson faculty.
- Over 80 percent of Clemson's faculty hold doctoral degrees, the highest degree in their field, and many have achieved special academic recognition. Many have been honored by colleagues and students as master teachers for their excellence in

the classroom and by Outstanding Educators of America.

- Sixteen faculty members currently hold National Science Foundation career awards.

The Clemson Student

- In 2000, **Time Magazine** ranked Clemson its "Public College-of-the-Year."
- Clemson University features a competitive student body, and thus a degree that has meaning. The 2005-06 entering freshman class achieved an average SAT score of 1225. It is one of the highest scores ever attained by Clemson's entering students, and again leads the state's public colleges and universities.
- Since 1993, honors students have accounted for more than 10 percent of the freshman class, and 45 percent of 2005-06 incoming freshmen graduated in the top-10 percent of their high school class.
- Clemson has a mentoring program to help students prepare and compete for Rhodes, Truman, Marshall, and Fulbright Scholarships.
- Clemson has had at least one Goldwater Scholarship recipient in each of the last six years.
- Clemson's total enrollment of 17,165 represents 50 states, along with the District of Columbia and Puerto Rico, and 83 foreign countries.
- More than 450 employers interview Clemson students on campus each year through the University's Michelin Career Center.
- The Clemson family includes a mentoring and support network of over 80,000 alumni worldwide.



Hardin Hall is the oldest building on campus, as it was constructed in 1890.




Campus Life




Clemson Tiger football players rub Howard's Rock and run down "the Hill" before each home game in what has been called "the most exciting 25 seconds in college football."

The Hendrix Center is a popular destination for all Clemson students. Inside, it houses the university's on-campus bookstore, various dining options, and the Michelin Career Center. It also serves as home to the school's student newspaper, The Tiger, and the TAPS yearbook staff.



The Walker Golf Course, which opened in 1995, is a great public course with spectacular views of Lake Hartwell.

Crowds of people congregate at Bowman Field on the Saturday of Clemson football Homecoming to see the various floats and displays.



President Barker congratulates every Clemson graduate at the commencement ceremonies.



The First Friday Parade, a Clemson tradition since 1974, is held the Friday before the first home football game to celebrate the kickoff of a new season.



The signs on the side of the highway as you enter Clemson say "Clemson: In Season Every Season." From the point of view of most Clemson graduates, the seasons this slogan speaks of are football, basketball, baseball, etc. But a drive through town in the middle of spring, when the azaleas and dogwoods are in full bloom, or a walk through campus in October, when the trees are blazing in the brilliant colors of autumn, will leave little doubt that Clemson is indeed in season, every season.

Nestled in the foothills of the Blue Ridge Mountains and caressed by the shores of the beautiful Lake Hartwell, Clemson is located in the northwestern corner of South Carolina, two hours northeast of Atlanta, GA and two hours southwest of Charlotte, NC. The town may not be one of the state's largest most days, but on many autumn Saturdays, it becomes one of the largest cities, as over 80,000 fans come from all directions to watch the Tigers play football; but the friendly residents of Clemson and the surrounding towns

welcome the visitors home each year with a true dose of southern hospitality.

Clemson is steeped in history. The University campus is located on what was Fort Hill Plantation, home of John C. Calhoun, one of the great statesmen of the 19th century, and his son-in-law, Thomas Green Clemson. The house, which was built in 1806, stands in the center of campus and is open to the public. Also on the Clemson campus is a 1716 Lowcountry French Huguenot home (Hanover House), which



was transported to Clemson in 1941. Just a mile or so down the road is the Pendleton Historic District, where several other antebellum homes are open to the public. The entire village of Pendleton is on the National Register of Historic Places.

The area boasts a great variety of restaurants, ranging from the downtown barbecue and hamburger spots, to the historic Liberty Hall Inn and Calhoun Corners. Any palate or budget can find something to his or her liking, as more than


50 eating establishments are located in the Clemson/Pendleton/Central area. The area adopts "Clemson Fever," as Tiger Paws are omnipresent on local billboards, entrances, and roadways.


The mild climate of the foothills lends itself to many outdoor activities throughout the year. Clemson has excellent and ample facilities for tennis, golf, fishing, swimming, hiking, whitewater rafting, and other pursuits.

And when one wants to leave the area, they do not

have far to go to find whatever they are looking for. Pro sports are only a couple of hours away in Atlanta and Charlotte. Clemson was the home of the NFL's Carolina Panthers for eight regular-season and two exhibition games in 1995.

For sun and fun, it is an easy interstate drive to the coast of South Carolina, to Hilton Head Island, Myrtle Beach, or even historic Charleston. And for those who enjoy cooler climates, the mountains of North Carolina are only an hour's drive away.





Vickery Hall



Rebecca Bowman
Associate Athletic Director,
Academic Services



Bobby Douglas
Director of Academic
Services, Baseball



Wayne Coffman
Athletic Academic Advisor



Lawson Clary
Athletic Academic Advisor

Since its inception in 1991, the five-faceted Student-Athlete Enrichment Programs have provided student-athletes a continued commitment to excellence. Our approach is to address the total student-athlete, and we are committed to coaching our student-athletes to success in the academic, personal growth, career, and community service arenas.

As an original member of the NCAA CHAMPS/Life Skills Program, we provide opportunities and services to address the changing needs and skills of student-athletes during college and after graduation. In fact, this program was selected for the Division I-A Athletic Director's "Program of Excellence" Award, which is a lifetime award recognizing CHAMP/LifeSkills excellence.

Clemson University's commitment to provide its student-athletes with the very best of facilities is evident in many ways. From the soaring upper decks of Memorial Stadium and the beautiful WestZone addition, to the "New Littlejohn Coliseum," to the state-of-the-art strength training facility, young men and women from all 19 of Clemson's intercollegiate varsity sports have the very best in facilities for both training and competition.

The SAEPs are housed in Vickery Hall, located in the center of campus. The \$3-million structure is as impressive aesthetically as other athletic facilities. It recently underwent \$300,000 in renovations to further assist our student-athletes in the classroom. But the importance of Vickery Hall to our student-athletes is not found in the structure itself, but in the many programs that the building houses.

Vickery Hall opened in the fall of 1991 and was the first facility in the country constructed solely to provide academic support to student-athletes. The

two-story, 27,000 square-foot building is open all day and into the evening hours to accommodate the student-athletes' extended schedules.

Our programs are dedicated to provide a holistic, educational experience by inspiring an environment of respect, integrity, and excellence. Through our services, we guide and encourage each individual to reach full potential as a student, as an athlete, and as a citizen.

The Student-Athlete Enrichment Program focuses on five primary areas to develop our student-athletes:

Academic Commitment

In the fall of 1991 when Vickery Hall opened its doors, no team had an average GPA of 3.0 or higher. In the spring of 1992, one team hit the mark, and then three semesters passed until the 3.0 average team mark was met again. It was not until 1996 that more than one team earned a 3.0 GPA or higher team average.

Fast forward to the spring of 2006 when 196 student-athletes were named to the ACC Academic Honor Roll, which recognizes all student-athletes who achieved a 3.0 GPA for the school year. There were also 220 on the Clemson Honor Roll, 81 on the Dean's List, and 45 on the President's List.

Of Clemson's 15 athletic programs, seven achieved a GPA of at least 3.0. Ten of the 15 Tiger programs showed an improvement in the spring semester over the fall semester. This was the 22nd semester in the last 29 that showed an overall increase in student-athlete GPA. The year before Vickery Hall opened in 1991, the overall GPA of Clemson student-athletes was 2.33. In the spring

of 2006, the overall GPA was up to 2.84. This statistic demonstrates the positive influence and impact that the program has made since its inception.

The Clemson baseball program had 18 players make the ACC Academic Honor Roll for the 2005-06 academic year. Josh Cribb became the first Tiger baseball player in history to be named to the ACC Academic Roll five times. The Tigers also had an ACC-high seven players selected to the 2006 All-ACC Academic team.

Athletic Commitment

Clemson had another outstanding year on the fields of competition in 2005-06. The program finished #32 in the Director's Cup standings on a points-per-sport basis thanks to six top-25 programs, including three that finished in the top 10 in the nation. The men's soccer team reached the Final Four of the NCAA Tournament for the first time since 1987, and the baseball team reached the College World Series. The men's golf team had a seventh-place finish, its eighth top-10 finish in the last 10 years.

Other top-25 finishes included women's tennis (#18), football (#21), and men's tennis (#24). It marked the fourth straight year the women's tennis squad finished in the top 20, and the second time in the last three seasons the football team had a top-25 final ranking. Clemson was the only school in the nation to win a bowl game, postseason basketball game, and College World Series baseball game in 2005-06.

The Tigers continued to record success against rival South Carolina. Clemson held an 11-4 advantage in head-to-head competition in all sports, including a 9-1 advantage in men's competition.



Helen Bailey
Learning Specialist



Karen Countryman
Administrative Assistant



Maria Herbst
Learning Specialist



Priscilla Kanet
Tutor/Mentor Coordinator,
Athletic Academic Advisor



Leslie Moreland
Career Development,
Athletic Academic Advisor



Ginty Porter
CHAMPS/Life Skills
Coordinator,
Athletic Academic Advisor



Melvin Robinson
Athletic Academic Advisor




Samantha Sweeney
Athletic Academic Advisor

Career Development Commitment

The Career Enhancement Program provides student-athletes an opportunity to develop and meet their career aspirations by participating in various seminars offered in Vickery Hall. We coordinate from the academic colleges, the Michelin Center, and through athletic contacts to provide student-athletes with job-searching skills and strategies, internships, practical experiences, and help in securing summer employment. They are designed to address specific career opportunities and provide related information about the student-athletes for each year.

One major aspect of the Career Enhancement Program is to focus on building a resumé and interviewing techniques. This segment of the program is designed to better prepare our student-athletes for full-time employment. Another aspect utilizes the resources available to the University, Alumni Center, and the athletic department. The staff works to establish a network of businesses, companies, and executives who will assist with providing internship and employment opportunities.

The Career Enhancement Program and SAEP share a full-time position, so career advice is readily available in Vickery Hall. Unique to our program, the career counselor is a member of the Michelin Career Center and SAEP staff. This link between athletics and the Michelin Career Center provides student-athletes the most up-to-date information and



The Dick Hendley Computer Lab is an area of Vickery Hall that makes it one of the best facilities of its kind.

resources in career development, and preparation for entrance into the job market upon graduation.

Personal Development Commitment

One of the most important programs in Vickery Hall that helps student-athletes reach their full potential and engage successfully in their college experience is the Personal Growth & Development (PG&D) program. One key component of this program is a first-semester freshman class designed to assist student-athletes in making a successful transition into the university and athletic life. All first-

semester freshmen attend a semester-long series of workshops, targeting the transitional issues of time management, organizational strategies, health and wellness issues, athletic performance, diversity issues, career orientation, and service training.

Throughout the academic year, all student-athletes are required to attend four large-group programs, which focus on pertinent social, health, or athletic issues.

Service Commitment

Student-athletes volunteer their time throughout the academic year. Last year, over 150 student-athletes participated in community service activities that exceeded 1,100 hours of service with over 45 different events and organizations.

Student-athletes plan and carry out major events. They join forces with other universities for causes such as Hurricane Katrina relief and raising funds for cancer research.

In a commitment to Solid Orange Serves, student-athletes volunteer their time in local elementary schools as part of America Reads, and work to raise funds for Collins Children's Home and Calvary Children's Home. They also serve as mentors in "Lunch Buddies" program at local schools.

Our student-athletes believe that service to our community reflects our pride...our actions honor our University, traditions, teams, performance, people, and each other.

Academic Programs

College of Agriculture, Forestry, & Life Sciences

- Agricultural & Applied Economics (BS)
 - Agricultural Economics, Community & Economic Development
- Agricultural Education (BS)
- Agricultural Mechanization & Business (BS)
- Animal & Veterinary Sciences (BS)
 - Dairy Business, Equine Business, Food Animal Business, Poultry Business, Preventerinary Science
- Aquaculture, Fisheries, & Wildlife Biology (BS)
- Biochemistry (BS)
- Biological Sciences (BA, BS)
- Biosystems Engineering (BS)
- Environmental & Natural Resources (BS)
 - Conservation Biology, Natural Resource & Economic Policy, Natural Resources Management
- Food Science (BS)
 - Food Science & Technology, Nutrition & Dietetics
- Forest Resource Management (BS)
- Horticulture (BS)
- Microbiology (BS)
 - Molecular Biology
- Packaging Science (BS)
- Preprofessional Health Studies (non-degree)
 - Preallied Health, Premedicine, Preoccupational Therapy, Prepharmacy, Prephysical Therapy, Prephysician Assistant, Prerehabilitation Sciences, Preventerinary Medicine
- Turfgrass (BS)

College of Architecture, Arts, & Humanities

- Architecture (BA)
- Communication Studies (BA)
- Construction Science & Management (BS)
- English (BA)
- History (BA)
- Landscape Architecture (BLA)
- Language & International Trade (BA)

- Applied International Economics, International Trade, Textiles, Tourism
- Modern Languages (BA)
- Philosophy (BA)
- Production Studies in Performing Arts (BA)
 - Music, Theatre
- Visual Arts (BFA)

College of Business & Behavioral Sciences

- Accounting (BS)
- Economics (BA,BS)
- Financial Management (BS)
- Graphic Communications (BS)
- Industrial Management (BS)
- Management (BS)
- Marketing (BS)
- Political Science (BA,BS)
 - General Political Science, Political Economy, Public Administration, Public Policy
- Psychology (BA,BS)
- Sociology (BA,BS)

College of Engineering & Science

- Bioengineering (BS)
- Biosystems Engineering (BS)
 - Agricultural Engineering, Applied Biotechnology, Natural Resources & Environment
- Ceramic & Materials Engineering (BS)
- Chemical Engineering (BS)
- Civil Engineering (BS)
- Computer Engineering (BS)
- Electrical Engineering (BS)
- Engineering Graphics (BS)
- Environmental Engineering & Science (BS)
- Industrial Engineering (BS)
- Mechanical Engineering (BS)
- Chemistry (BA,BS)
- Computer Information Systems (BS)

- Computer Science (BA,BS)
- Geology (BA,BS)
 - Engineering Geology, Environmental Geology
- Mathematical Sciences (BA,BS)
 - Biology, Computer Science
- Physics (BA,BS)
 - Biophysics
- Polymer & Textile Chemistry (BS)
- Textile Management (BS)

College of Health, Education, & Human Development

- Agricultural Education (BS)
- Early Childhood Education (BA)
- Elementary Education (BA)
- Mathematics Teaching (BS)
- Science Teaching (BS)
 - Biological Sciences, Earth Sciences, Mathematics, Physical Sciences
- Secondary Education (BA)
 - English, History & Geography, Mathematics, Modern Languages, Political Science & Economics, Psychology & Sociology
- Special Education (BA)
- Technology & Human Resource Development (BS)
 - Customized Training & Development, Human Resource Development, Industrial Technology Education, Vocational-Technical Education
- Health Science (BS)
 - Health Information Systems, Health Promotion & Education, Health Systems Research, Preprofessional Health Studies
- Nursing (BS)
- Parks, Recreation, & Tourism Management (BS)
 - Community Leisure Services, Park & Protected Area Management, Professional Golf Management, Sport Management, Therapeutic Recreation, Travel & Tourism



President James F. Barker



In addition to being a teacher and a leader, Jim Barker is an architect, artist, and builder of one of the nation's most rapidly-improving public universities, Clemson. He came to the office in 1999 with a clear vision and a goal of making

Clemson one of the nation's top 20 public universities - an institution that draws outstanding faculty and students, provides an unmatched academic experience, and helps drive the state's economic development.

A 1970 Clemson graduate, Barker has said, "South Carolina needs a top-tier research university, and our students deserve to have access to a top-tier education without leaving their home state. We are committed to being a different kind of research university, however, one where the focus is on students. We want to maintain that special relationship that students have with teachers and alumni have with their Alma Mater."

During Barker's presidency, Clemson University has:

- climbed into the top-30 in the **U.S. News & World Report** rankings of national public universities.
- been recognized as **Time Magazine's** "Public College-of-the-Year" and ranked first among the "Best Places to Work in Academia" by **The Scientist magazine**.
- launched major new education and research-based economic initiatives, including the Clemson University International Center for Automotive Research (CU-ICAR) in Greenville, SC and the Clemson University Restoration Institute in Charleston, SC.
- redesigned the general education curriculum to focus on learning outcomes, and give students

additional opportunities for study abroad, service-learning, as well as research.

- hosted the first-ever ACC "Meeting of the Minds" conference for undergraduate research as well as creative inquiry.
- reduced Clemson's student-to-faculty ratio to 14-to-1, and increased the total number of smaller classes (fewer than 20 students).
- more than doubled funding for external research, as well as completed the university's largest capital campaign.

Working with state leaders as well as private industry partners, Barker has steered Clemson into a greater economic development role. Master planning is complete for the CU-ICAR campus near I-85. The BMW Information Technology Resources Center is operational and construction is nearing completion on the Carroll Campbell Graduate Engineering Center. The \$10-million Timken Technology Center has been built and dedicated.

The first class of Ph.D. students in automotive engineering entered in the fall of 2006, and recruiting has begun for master's degree candidates. They will be taught by distinguished professors brought to South Carolina to hold endowed chairs established under the S.C. Research Centers of Excellence Act. Three of the four chairs devoted to automotive engineering (BMW Chair, Michelin Chair, Timken Chair) have already been filled.

Clemson is also investing \$80 million to develop an advanced materials industry cluster. The linchpin is the Advanced Materials Research Laboratory, which is anchored by one of the nation's top optical materials and electron microscopy laboratories.

Barker is also a leading voice in higher education in South Carolina and beyond. He currently serves on the national NCAA Board of Directors, and he recently chaired the Commission on Colleges of the Southern Association of Colleges & Schools and the ACC Council of Presidents.

For his leadership, he has received the Order of the Palmetto, South Carolina's highest civilian honor, and the 2006 Chief Executive Leadership Award for the Southeast region from the Council for Advancement & Support of Education (CASE). He was an invited speaker at the first-ever Forum on Presidential Leadership in June of 2006, sponsored by The Chronicle of Higher Education and attended by more than 250 college and university presidents and trustees.

As Clemson's president, Barker remains committed to the classroom. Each spring, he is part of a team that teaches an undergraduate course exploring "a sense of place" in architecture, literature, and history.

In presenting the Distinguished Alumnus Award in 2005, Washington University Chancellor Mark Wrighton said, "James F. Barker has taken the architectural skills and knowledge required to design a building and applied them to the future of a university. His architect's vision, collaborative instincts, and sense of place are rapidly pushing Clemson up through the ranks of the nation's top public universities. He has also become a leader in national academic circles by creating a new model of education, building interdisciplinary partnerships among the professional schools

Barker's Goals By 2010

Academics, Research, & Service

1. Excel in teaching, at both the undergraduate and graduate levels.
2. Increase research and sponsored programs to exceed \$100 million a year in research support.
3. Set the standard in public service for land-grant universities by engaging the whole campus in service and outreach, including a focus on strategic emphasis areas.
4. Foster Clemson's academic reputation through strong academic programs, mission-oriented research and academic centers of excellence, relevant public service, and highly-regarded faculty and staff.
5. Seek and cultivate areas where teaching, research, and service overlap.

Campus Life

1. Strengthen our sense of community and increase our diversity.
2. Recognize and appreciate Clemson's distinctiveness.
3. Create greater awareness of international programs and increase activity in this area.
4. Increase our focus on collaboration.
5. Maintain an environment that is healthy, safe, and attractive.

Clemson's National Reputation

1. Promote high integrity and professional demeanor among all members of the University community.
2. Establish a Phi Beta Kappa chapter.
3. Have at least two Clemson students win Rhodes Scholarships.
4. Send student ensembles to perform at Carnegie Hall.
5. Have at least two Clemson faculty members win recognition by national academies.
6. Publicize both national and international accomplishments of faculty, staff, and students.
7. While maintaining full compliance, achieve notable recognition with another national football championship, two championships in Olympic sports, and two Final Four appearances in basketball.

Educational Resources

1. Campaign goal surpassed by 40 percent.
2. Rededicate our energy and resources to improving the library.
3. Increase faculty compensation to a level competitive with top-20 public universities.
4. Increase academic expenditures per student to a level competitive with top-20 public universities.
5. Manage enrollment to ensure the highest quality classroom experiences.

Student Performance

1. Attract more students who are ranked in the top-10 percent of their high school classes and who perform exceptionally well on the SAT/ACT.
2. Promote high graduation rates by increasing freshman retention, meeting expectations of high achievers, and providing support systems for all students.
3. Promote excellence in advising.
4. Increase the annual number of doctoral graduates to the level of a top-20 public research university.
5. Improve the national competitiveness of graduate student admissions and financial aid.

and the basic curriculum by tearing down artificial walls between disciplines."

A native of Kingsport, TN, Barker earned his bachelor of architecture degree from Clemson in 1970 and his master of architecture & urban design degree from Washington University in Saint Louis, MO in 1973. He and his wife Marcia have a son and daughter-in-law in Jacob and Rita Bolt Barker, and another son Britt, a sophomore at Clemson.



President Jim Barker and wife Marcia were on hand with Athletic Director Dr. Terry Don Phillips and wife Tricia at the 2006 College World Series.

Athletic Director Dr. Terry Don Phillips



It has not taken Dr. Terry Don Phillips long to make his mark on Clemson University. That impact was recognized in June of 2006 when he was honored by NACDA (National Association of Collegiate Directors of Athletics) as the 2005-06

GeneralSports Turf Systems Athletic Director-of-the-Year for the Southeast Region of Division I-A. He was one of just four Division I-A athletic directors honored at the annual convention in New Orleans.

Phillips was honored for many reasons. In 2005-06, Clemson finished its most successful all-around athletics year in his tenure. The program had six-top 25 programs, including top-10 final rankings in men's soccer, golf, and baseball. It marked the first time since 1979 that Clemson reached the Final Four in soccer and the College World Series in baseball in the same academic year.

Clemson also had top-25 finishes in football, men's tennis, and women's tennis. The school's athletic program won a postseason football, men's basketball, and baseball game, the first time the program did that since 1993-94. Clemson was the only school in the country to win a postseason football game, a postseason basketball game, and a College World Series game.

Clemson finished #32 in the nation in the Director's Cup standings on a per-sport basis in 2005-06 and #39 in total points, Clemson's highest rankings under the current scoring structure.

From an academic standpoint, nine of Clemson's 15 sports programs scored a perfect 100-percent graduation rate according to the Graduation Success Rate (GSR) figures announced by the NCAA on December 19, 2005. Clemson was #7 in the nation among the 119 Division I-A institutions in percentage of programs with a 100-percent score.

The Tiger football program had a 94-percent rate, fourth in the nation among Division I programs, trailing only Navy, Notre Dame, and Wake Forest. In the spring semester of 2006, the 15 programs had a combined GPA of 2.84, third-best on record, and all-time records were set for most Dean's List and President's List student-athletes.

"There's nothing worse than trying to maintain status quo," said Phillips, who became Clemson's 10th athletic director on July 1, 2002.

That motto has been a basic tenet that has characterized his career as an administrator and his pursuit to develop Clemson into a model athletic program in the 21st century. His beliefs are in line with the University's overall goal of making Clemson one of the top-20 public universities in the nation.

His resolve comes from a unique balance of experience in nearly every phase of college athletics, as well as a devotion to higher education that includes both a doc-

torate and law degree. He remains a classroom presence by teaching a sports law section in the Accountancy & Legal Studies department. In addition, he is chair of the NCAA Division I Infractions Appeals Committee, which serves the appellate role for all university and individual appeals arising from the Committee on Infractions.

Those influences are obvious in his strategic plan for Tiger athletics, which provides for a model program that can compete at the highest levels with academic integrity, concern for the student-athlete, financial responsibility, and in full compliance.

Steady strides have been made toward these goals through facility improvements and the development of concepts that will serve the entire program, starting with the endzone expansion. In 2006, 1,000 premium club seats opened, which creates a vital new revenue stream for future facilities.

Future plans call for a new comprehensive football building at Memorial Stadium. It will benefit the entire department, as it will create additional updated facilities in the McFadden Building for the Olympic sports program. A "One Clemson Center" will also be constructed to showcase the history of Clemson University, including its military and athletic heritage.

Since Phillips' arrival at Clemson, many highlights toward being a model program have occurred on the field as well, beginning with Clemson's first-ever national championship in golf in the spring of 2003, the first title for any Tiger program in 16 years.

His second year included an incredible run on the gridiron to end the season, as Tommy Bowden's Tigers defeated #3 Florida State in November and #6 Tennessee in the Peach Bowl. The football program has continued to make strides since then and ranked in the top 25 for the second time in the last three years with its #21 finish in 2005, and it was a consensus top-20 team in the preseason for 2006.

The women's tennis team was one of three programs to win ACC Championships in the same weekend in 2003-04 and advanced to the Final Four of the NCAA Tournament, the first women's athletic team in Clemson history to reach the Final Four in

any postseason tournament. Nancy Harris' team duplicated the accomplishment in 2004-05, and has a string of four-straight top-20 seasons.

Excellence in academics has been a constant on his resumé. He has an undergraduate degree from Arkansas (1970), a master's from Virginia Tech (1974), a doctorate from Virginia Tech (1978), and a law degree from the Arkansas School of Law (1996). He is a member of the Arkansas Bar, American Bar Association, and the Sports Lawyers Association.

From an experience standpoint, Phillips has worked in nearly all phases of college athletics. He coached on the football staff at Virginia Tech, supervised spring sports and student-athlete enrichment at Florida, handled athletic fundraising and facility enhancement at Missouri and Arkansas, and had 15 years experience as an athletic director, including 13 at the Division I level, prior to his appointment at Clemson, coming from Oklahoma State.

Football was transformed from a perennial losing status to defeating Oklahoma during five of the eight years he was associated with Oklahoma State (1994-02). For this, he received the National Football Foundation Oklahoma Chapter Outstanding Contribution to Amateur Football Award in 2002.

When it came to success on the field and in the classroom, OSU's programs were among the Big 12's best. The achievements of the program included two national titles in men's golf, a men's basketball Final Four, two trips to the College World Series, 13 Big 12 titles, and 11 individual national champions, along with 53 academic All-Americans.

Before leading Oklahoma State, Phillips served as senior associate athletic director at Arkansas from 1988-94. He ran the daily operations and had oversight of facility projects for the men's programs, and was president of the Razorback Foundation.

Phillips was athletic director at Liberty (1980-81) and Louisiana-Lafayette (1983-88). He was also an assistant athletic director at Missouri (1981-83), and began his administrative career in 1979 as an assistant athletic director at Florida.

Phillips began his career in college athletics coaching football. He started as a graduate assistant at Arkansas in 1970,71. He moved on to Virginia Tech as an assistant coach from 1971-78 before joining the ranks of athletic administration.

Winning has been on his resumé since his playing days at Arkansas. He lettered on three Frank Broyles teams (1966,68,69). Arkansas was 27-5 in the three years and played in two Sugar Bowl games.

In addition to Phillips' leadership with the NCAA Infractions Appeals Committee, he also works with the NCAA certification program. He currently serves on several ACC Committees: Finance Committee, chair of the Committee on Infractions & Penalties, Television Committee, the Men's Basketball Committee, and the Football Committee.

Phillips has two children, John Dennis (29) and Sarah-Jane (26), and three stepchildren, Meagan (17), Marshall (15), and Madison (13). His wife Tricia is a graduate of the University of Missouri School of Journalism, and earlier enjoyed a career in athletics and development. She is now active in the Clemson and Seneca communities.



Marshall, Meagan, Madison, Tricia, and Terry Don Phillips

Athletic Department Staff



David Abernethy
Strength & Conditioning Senior Assistant



Rick Bagby
Video Services Director



Roberta Balliet
Administrative Assistant, Baseball



Joey Batson
Director of Strength & Conditioning



Sam Blackman
Senior Associate Sports Information Director



Tim Bourret
Assistant Athletic Director, Sports Information



Dr. Larry Bowman
Team Orthopedic Surgeon



Rebecca Bowman
Associate Athletic Director, Academic Services



Donna Bullock
Assistant Athletic Trainer



Charlie Bussey
Tiger Letterwinners Association Coordinator



Steve Coleman
Information Technology Consultant



Bill D'Andrea
Senior Associate Athletic Director, External Affairs



Jeff Davis
Assistant Athletic Director, Major Gifts Program



Jim Davis
Assistant Athletic Director, Fundraising



Bobby Douglas
Director of Academic Services, Baseball



Mike Echols
Supervisor of Athletic Grounds



Stephanie Ellison
Assistant Athletic Director, Compliance Services



Travis Furbie
Assistant Athletic Director, Ticket Operations



Phil Grayson
Associate Athletic Director, Administration



Larry Greenlee
Assistant Director of Strength & Conditioning



Henry Guess
Assistant Video Services Director



David Helms
Strength & Conditioning Assistant



Bert Henderson
IPTAY Executive Director



Brian Hennessy
Associate Sports Information Director, Baseball



Van Hilderbrand
Associate Athletic Director, Event Manager



Katie Hill
Senior Associate Athletic Director, Internal Affairs



Stacey Hitzelberg
Assistant Athletic Trainer



Dr. Loreto Jackson
Performance Coordinator



Les Jones
Associate Athletic Director, Capital Improvements



Libby Kehn
Website Coordinator



Athletic Department Staff

C



Barbara Kennedy-Dixon
Associate Athletic Director,
Senior Women's Administrator



Larry LaForge
NCAA/ACC Representative



Chad Lampman
Assistant Video Services
Director



Christine Long
Assistant Sports Information
Director



Bob Mahony
IPTAY Associate Executive
Director



Tim Match
Associate Athletic Director,
Marketing & Sponsorship



Tina Middleton
Assistant Ticket Operations
Manager



Matt Money
Supervisor of Athletic Facilities



Danny Poole
Director of Sports Medicine



Dwight Rainey
Senior Associate Athletic
Director



Jerome Razayeski
Assistant Athletic Trainer



Abe Reed
Equipment Manager,
Football



Dr. Len Reeves
Team Physician



Robert Ricketts
Associate Athletic Director,
Facilities & Grounds



Josh Runion
Assistant Equipment Manager,
Baseball



John Seketa
Assistant Athletic Director,
Promotions



Philip Sikes
Assistant Sports Information
Director



Alphonso Smith
Director of Equipment



Lynn Sparks
Director of Sales



Rob Stephenson
IPTAY Assistant Executive
Director



Robbie Stewart
Assistant Athletic Trainer



Gary Wade
Assistant Athletic Director,
Facilities



Joe White
Compliance Assistant



Mike Wilson
Assistant Equipment Manager



Brad Woody
Assistant Athletic Director,
Compliance Services



Kyle Young
Administrative Assistant

Mission Statement

The Department of Athletics offers nationally prominent athletic programs. Through a dedicated commitment to educational interests, a competitive athletic program, and integrity in all areas, the student-athletes, coaches, and staff strive to bring credit and recognition to Clemson University.

The mission of the Athletic Department is to sponsor a broad-based athletic program that provides educational and athletic opportunities for young men and women to grow, develop, and serve the interests of Clemson University by complementing and enhancing its diversity and quality of life.

Furthermore, the Athletic Department seeks to be a source of pride for the citizens of the State of South Carolina and to be recognized as a nationally prominent program, through consistently high levels of performance and accomplishment in athletic competitions.

The Athletic Department strives to develop student-athletes academically and athletically with the total commitment of aiding their efforts to graduate from Clemson University and advance to careers that will enable them to be productive members of society.

The Athletic Department will act in an ethical and honest manner, dedicated to compliance with all Federal, State, NCAA, Conference, and University rules and regulations.

2007 CLEMSON BASEBALL



This brief NCAA rules education is aimed at outlining basic recruiting rules to help potential student-athletes and parents better understand the process. Clemson University is committed to recruiting and conducting our athletic program with the highest level of integrity. If you have any questions about NCAA rules or regulations, please contact Clemson's compliance services at (864) 656-1580 or through our website at ClemsonTigers.com and click on compliance. You can also visit the official website of the NCAA at NCAA.org.



Stephanie Ellison
Assistant Athletic Director,
Compliance Services
Email - saellis@clemson.edu



Brad Woody
Assistant Athletic Director,
Compliance Services
Email - cbwoody@clemson.edu



Joe White
Compliance Assistant
Email - jwhite@clemson.edu

Contact Information

Compliance Services Director: .. Stephanie Ellison
Administrative Assistant: Kellie Williams
Compliance Services Phone: (864) 656-1580
Compliance Services Fax: (864) 656-1243
Compliance Address: P.O. Box 31;
..... Clemson, SC 29633
Overnight Address: Jervey Athletic Center;
..... 100 Perimeter Road; Clemson, SC 29634
Compliance Website:
.. www.ClemsonTigers.com/Compliance/clem-Compliance.html

- **Is the prospect's high school coach invited for an official visit?** NCAA rules are such that high school coaches may not be provided any expenses for official visits.
- **What is a National Letter of Intent (NLI)?** It is like a contract in that a prospect and his parents sign a promise that the prospect will attend a particular institution. In return, that college promises a prospect financial aid. A prospect can sign his senior year. There is an early signing period in November and another one in April of the prospect's senior year. Once the prospect signs the letter of intent, he cannot be recruited by any other school, and it is binding for the prospect's first year in college.
- **What is an official visit?** A prospect can take a total of five official visits (one per institution), which are expense paid. Before the visit, the prospect must present a high school transcript, and proof of an SAT, PSAT, ACT, or PACT test. Official visit invitations are extended by Tiger coaches only. Official visits may not occur prior to the first day of classes of the prospect's senior year of high school.
- **What is IPTAY?** IPTAY is an organization of Tiger fans. The fundraising organization was the first of its kind in the nation. It generates financial support for the athletic department, and it is the best in the country! It has over 23,000 members.
- **What is the NCAA Clearinghouse?** It is the agency that certifies a prospect's eligibility and amateurism status for NCAA Division I and Division II. A prospect should register with the NCAA Clearinghouse at the end of his junior year in high school. Applications are available in the prospect's high school guidance office or register online at www.NCAAClearinghouse.net. Cost is \$50 (U.S.), \$75 (international).

Important NCAA Terms

- **Academic Credentials** - A prospect should check with his guidance office to see if he is taking classes that will meet NCAA eligibility standards. A prospect should do this early - at the end of his sophomore year - and keep track of core courses. A prospect will need to take either the ACT or SAT for NCAA certification.
- **Contact** - NCAA rules define a contact as a face-to-face interaction with a prospect and/or his parents off Clemson's campus by a coach. Clemson is limited to seven recruiting opportunities (contacts and evaluations combined) per prospect. During your senior year, no more than three of the seven opportunities may be off-campus contacts at any site with you or your relatives. Contacts shall not be made before July 1 following the completion of the prospect's junior year in high school.
- **Core Courses** - Courses at a prospect's high school that are considered college preparatory. For the class entering Clemson in 2007, 14 core courses are required, including four in English, two in math, two in science, one additional from English, math, or science, two social sciences, and three additional courses. For the class entering Clemson in 2008, 16 core courses are required, including four in English, three in math, two in science, one additional from English, math, or science, two social sciences, and four additional courses. A guidance counselor will have a list of the school's core courses, or visit www.NCAAClearinghouse.net for more information.
- **Dead Period** - Recruiting period when coaches may not have face-to-face contact with prospects on or off-campus. Coaches may continue to telephone and write a prospect.
- **Evaluation** - College coaches will evaluate a prospect's athletic and academic credentials. When evaluating, the coach will not have contact with a prospect unless it is during a contact period.
- **Home Visit** - During the contact period, a senior prospect may invite college coaches to his home to meet his parents, and to talk in detail about the baseball program and academic offerings at any college the prospect is considering.
- **Prospect** - Any student who has entered the ninth grade. Once they become a prospect, NCAA rules


specifically define how college coaches can interact with them.

- **Receiving Mail** - When a prospect is in the ninth and 10th grades, NCAA rules allow Clemson to mail only a questionnaire and summer-camp brochure to a prospect. After September 1 of a prospect's junior year, Clemson coaches can provide a prospect with the following: write personalized letters, and send a media guide, copies of newspaper articles, instant messages, and text messages.
- **Recruiting** - A term used to describe the process of acquainting a prospect with a college and the coaches of that college who are striving to learn more about a prospect. Only coaches can recruit - no one else can try and persuade a prospect to play sports at a particular college.
- **Telephone** - Clemson baseball coaches may telephone a prospect, or a prospect's relatives or legal guardians beginning July 1 following the completion of the prospect's junior year. Thereafter calls may not be made more than once per week.

Frequently Asked Questions

- **Are a prospect's parents invited for an official visit?** Yes. NCAA rules allow a school to provide lodging and meals for parents or legal guardians who accompany their child on an official visit. However, schools may not provide transportation for parents unless they accompany the prospect.
- **Can a prospect visit Clemson anytime during his high school career?** Yes. A prospect can call any of the Clemson coaches to set up an unofficial visit. He can attend a game and talk with the Tiger coaches, and it does not count as a contact when it is on our campus. There are times a prospect cannot visit - NCAA rules refer to them as "dead periods," and coaches will not schedule to meet with a prospect during that time period.
- **Can IPTAY members help recruit?** No. NCAA rules are clear that only coaches can telephone, contact, and evaluate a prospect. Only college coaches can offer unofficial and official visits.





Many Clemson baseball players and coaches are giving up their free time to serve others. Several players have read to students at Walhalla Elementary School and Edwards Middle School during National Children's Book Week. They read books to each class in the school, ranging from kindergarten, to fifth grade, to special education. They also answered questions, signed autographs, and posed for pictures with the students. The players enjoy spending time with the students, as the kids look to them as role models. They are excited to put a smile on a child's face.

Prior to the Tiger football games, players have helped to collect money for Red Cross to help aid victims of recent natural disasters. This past December, Head Coach **Jack Leggett**, along with other Clemson coaches, helped local kids by "Shopping with a Coach" at the Wal-Mart in nearby Central, SC. Clemson players and coaches are making an asserted effort, both on campus and in the community.



2006 Alumni Reunion




Special thanks to Clemson Baseball Administrative Assistant Roberta Balliet for organizing this successful reunion of former Tiger alumni.



Rusty Adkins

Harold Stowe



Kris Benson

Harold Stowe



Harold Stowe




2006 Clemson

Clemson held its second Alumni Baseball Weekend from November 10-11, 2006. Over 150 Tiger baseball alumni attended the reunion. Many current and former Major League players returned to Tigertown for the event. Former Head Coach **Bill Wilhelm** (1958-93) was also on hand.

"When we first started thinking about the alumni weekend, we never envisioned that it would turn out as well as it did," current Head Coach **Jack Leggett** said.

The weekend kicked off with a golf tournament at Boscobel Golf Club on Friday morning and was followed by a reception.

The former Tigers played the alumni game Friday night at Doug Kingsmore Stadium, with hundreds of fans in attendance. Prior to



Neil Simons

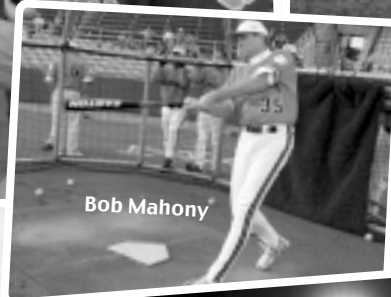


Ryan Hub

Jack Leggett



Bill Wilhelm



Bob Mahony



Alumni Reunion




Hap Carr

Dave Lynn

the game, all the players were introduced. They split into two teams, one coached by **Leggett** and the other by **Wilhelm**. Every position player was able to make one at-bat and every pitcher threw to at least one batter.


On Saturday, the players and families gathered at the TigerZone for a tailgate party and then congregated at Death Valley to see the Tigers defeat N.C. State 20-14.

"Everything went so well - the golf tournament, the game, tailgating - it was a fantastic weekend," **Leggett** exclaimed. "I am so pleased that players from many different decades took the time to come back. It's another strong indication of the deep baseball tradition here at Clemson. We hope to do it again soon."



Scott Winchester

Mike Eydenberg



Jervey Athletic Center

The Jervey Athletic Center, named in honor of one of Clemson's most beloved sons, Frank Johnstone Jervey, is a two-level complex that is the home of the University's intercollegiate athletic program.

The 67,000 square-foot building houses under one roof offices for all of the coaching and related staffs for Clemson's sports, a unique feature that places the center among the most modern of its kind anywhere. These offices are centrally located on the main level and recently had a \$500,000 renovation.

Within the complex is all of the personnel and related facilities needed to conduct an effective, top-flight intercollegiate athletic program.

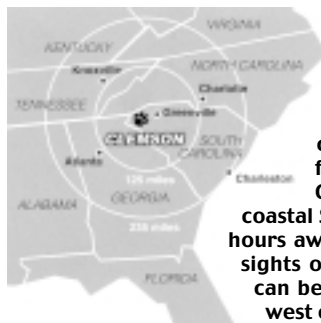
Beneath the main floor are dressing rooms for the varsity sports. Other facilities on this level include coaches' dressing rooms, a spacious training room, sauna and steam rooms, and an athletic equipment room.

Attached to and complementing the administrative-coaching personnel building is a two-level, multi-purpose structure of 29,000 square feet. The upper level of this building is where the Jervey Gym is located. The Jervey Athletic Center provides student-athletes with the most modern and up-to-date facilities in the country. It is one reason the Clemson athletic program is recognized as one of the best in America.

Strength Training Room

One of the most important facilities on the Clemson athletic landscape is the strength & conditioning facility. Located in Jervey Athletic Center, it has continued to keep up with one of the most progressive areas in college sports. Director of Strength & Conditioning Joey Batson, who is in his 10th year, makes sure Clemson student-athletes in all sports are ready for competition.

In the summer of 2004, he oversaw a third major facility enhancement. When he came to



Jervey Athletic Center, home of the Clemson University Athletic program, is located on the west side of the campus, while the campus is a two-hour drive from Atlanta, Charlotte, and Columbia. The beaches of coastal South Carolina are only four hours away, while the awe-inspiring sights of the Blue Ridge Mountains can be viewed a few miles north-west of Clemson.

Clemson, the facility covered 11,000 square feet. It has continued to grow and now covers nearly 15,000 square feet. It is one of the most modern all-around facilities in the country.

The following improvements were made:

- State-of-the-art sound system
- Eight flat-screen plasma televisions
- State-of-the-art ventilation system
- New lighting system
- 10 new multi-functional Clemson power racks
- Mondo-rubber flooring throughout entire weight room
- New orange upholstery on all weightlifting equipment
- New paint on surrounding walls and columns
- Carpeting in entrances and offices
- Front entrance drop ceiling
- Metal overlay for awards displays
- Reconstruction of entryway walls
- Computerized information display

The plush atmosphere provides an interesting contrast to the physical exertion that takes place within the facility. When a Tiger student-athlete enters the etched-glass doors, he is greeted by nearly \$700,000 worth state-of-the-art equipment.

The 10 plasma televisions are positioned throughout the strength training facility, and they are used for both training and instruction, as strength

coaches film athletes and work with them on their form.

Clemson has a staff of five full-time strength coaches along with four graduate assistant coaches, and numerous student assistant coaches who ensure a Tiger baseball player receives as much individual attention as possible. Training programs are position specific, and are designed to meet the specific needs of each student-athlete.

Batson is one of the most highly-regarded strength coaches in the country. In his nine years directing the program, he has

coached 12 strength All-Americans. He is a major reason Clemson has reached the NCAA Tournament in all nine seasons. Also, eight of his former assistant strength coaches at Clemson are now strength training directors at NFL or college programs.

Athletic Training Room

The athletic training room is an important component of Clemson's athletic success. It is run by Danny Poole and houses the latest training equipment. He heads up a staff of four full-time individuals with decades of experience. This professional staff, 15 students and 11 graduate student trainers, gives athletes the best possible care.

The athletic training room underwent renovations in the summer of 2004, making it one of the top facilities in the nation. Along with the cosmetic improvements, additions were made, including a hydrotherapy area, hot and cold jacuzzis, and a treatment tank with an underwater treadmill.

The athletic training room retained its whirlpools, isokinetic testing machine, numerous stationary bikes, upper-body exerciser, Stairmaster, and all the latest devices for all kinds of treatment. Doctors have offices and an orthopedic examining room, and there is a conference room and a library. There are staff members present from 7:00 AM until late in the evening, and doctors staff the room daily from 1:30 PM until closing and are available at all hours for special situations.



Baseball Grounds Crew

C



2007 Clemson Baseball Grounds Crew – Front Row (L–R): John Townsend, Matt Money, Dr. Bert McCarty, Billy Bagwell, Don Garrett, Mike Echols, Greg Burgess, Bud Sarvis. Back Row: Ray McCauley, Thomas Latimer, Ray Hubbard, Matthew Gilliard, Mark Hendricks, John Gambrell, Brad Young, Jason Anthony. Not Pictured: Rob Dubard, Byron Guffee, Greg Jones, Philbrook Rimar, Weston Scroggs.



Doug Kingsmore Stadium's playing surface is one of the best in the country thanks to the dedication of many members of the Clemson Grounds Crew. Mike Echols, Supervisor of Athletic Grounds for the past six years and former Tiger golfer (1981-83), heads up the team that was recently honored.

In 2005, the American Baseball Coaches Association and Turface Athletics awarded Echols and the grounds crew, which includes many volunteers, as having the best collegiate baseball field in the country based on their exemplary infield and turf maintenance programs. Clemson received a crystal trophy recognizing its excellence in maintenance, one ton of Turface MVP sports field conditioner, and \$400 designated for field maintenance equipment.

"Mike and his staff exemplify what Clemson is all about," said Jack Leggett. "They exhibit tremendous pride and a never-ending work ethic."

"We play on many fields and are familiar with a lot of grounds crews. But our players and coaches always comment that we have the best. The pride in their work is far above any I've seen. Our players, coaches, and fans appreciate their dedication."



2007 CLEMSON BASEBALL



Doug Kingsmore Stadium

Former Clemson baseball star and Board of Trustees Emeritus Doug Kingsmore gave the Clemson athletic department a \$1 million gift towards renovation of Clemson's baseball stadium, formerly known as Tiger Field. George Bennett, former executive director of IPTAY, made the announcement in 2000. Bennett also announced that the facility would be called Doug Kingsmore Stadium.

And during the 2002 and 2003 off-seasons, Doug Kingsmore Stadium underwent radical renovations.

Over \$5 million was spent to make the facility among the best in the nation.

Kingsmore played for the Tiger varsity squad for three seasons (1952-54). An All-ACC and All-District III outfielder in 1954, Kingsmore became the first Tiger in history to hit 10 home runs in a season. He did that in 1954 while playing in just 24 games. He led the ACC in home runs and runs scored (25) that year, and led the Tigers in batting average (.371), slugging percentage (.742), and RBIs (27).

Kingsmore played three years of professional baseball in the Baltimore Oriole organization before beginning a successful business career. He is currently president and chief executive of the Graniteville Company in Aiken, SC. He served three terms on the Clemson University Board of Trustees and became Trustee Emeritus when his current elected term expired in 2002.

In 2006, Clemson finished the home season with a 36-5 record and advanced to the NCAA Tournament for the 20th straight season, including its 11th trip to the College World Series. In addition, Clemson was seventh in the country in average attendance with a Tiger record average of 4,742 fans per date. It marked the 13th straight top-20 national ranking for the Tigers in attendance.

The stadium attendance record was set on March 7, 2004 when 6,480 fans saw #5 South Carolina defeat the Tigers 8-7 in 10 innings.

This outstanding fan support from the Clemson community and the Upstate of South Carolina has contributed to the Tigers' outstanding home-field record. Clemson has played at Doug Kingsmore Stadium for 37 years and has a winning percentage of 83 percent. This includes a 290-60 mark in ACC regular-season games, an 83-percent mark, after going a perfect 15-0 in 2006.

The Tigers have won at least 71 percent of their home games for 21 consecutive seasons. Clemson is 389-81 at Doug Kingsmore Stadium during Head Coach Jack Leggett's 13 years at Clemson, an 83-percent winning mark.

Nine times during the 1994 season, an opposing top-20 team tasted defeat at Doug Kingsmore Stadium, and four times a team ranked in the top three in the country lost to the Tigers. Seven wins

2006 Attendance Leaders

Rk	Team	Dates	Attendance	Avg.
1.	Louisiana State	36	263,534	7320
2.	Arkansas	28	199,450	7123
3.	Mississippi State	28	193,703	6918
4.	Texas	30	161,392	5380
5.	Nebraska	24	122,216	5092
6.	Mississippi	36	174,756	4854
7.	Clemson	39	184,946	4742
8.	Alabama	38	173,450	4564
9.	Texas A&M	31	138,805	4478
10.	Florida State	36	158,055	4390
11.	Rice	43	180,306	4193
12.	South Carolina	35	133,652	3819
13.	Wichita State	35	131,279	3751
14.	Florida	35	123,022	3515
15.	Southern Mississippi	33	109,200	3309

against top-20 teams, including three wins over a top-10 Florida State team, were recorded at home in 1996. In 2000, the Tigers were 8-3 against top-25 foes at Doug Kingsmore Stadium. After Clemson won three games against #2 Florida State, Seminole Head Coach Mike Martin voiced his opinion on how tough it is to play at Doug Kingsmore Stadium.

"If you had told me in 1992 that we were going to go to a place where we'd be 2-13 over the next eight years, I would have gone to the administration and suggested we join another conference," Martin told the **Tallahassee Democrat**. "Clemson is a very tough place to play...the toughest place to play of any place I've ever competed in all my years of college baseball. The good news is it's 727 days before we have to go back to Clemson."

In 2006, the Tigers sported a 17-2 record against top-25 ranked foes in the friendly confines of Doug Kingsmore Stadium, including series sweeps of top-10 South Carolina (2), #12 N.C. State (3), #13 Florida State (3), and #22 Wake Forest (3).

Doug Kingsmore Stadium has seen steady improvement since its first season in 1970, and is now one of the top facilities in the country. Just ask people at **Baseball America**, who released a coaches' ranking that named Doug Kingsmore Stadium one of the best college facilities in the nation in 2003. And that ranking was done before any of the recent renovations were finished. Evidence of its rating among

Year-By-Year Records

Year	ACC	Pct.	Overall	Pct.
1970	10-1	.909	20-1	.952
1971	6-1	.857	17-6	.739
1972	4-1	.800	12-3	.800
1973	3-1	.750	8-7	.533
1974	6-1	.857	13-3	.813
1975	7-1	.875	18-2	.900
1976	7-0	1.000	15-4	.789
1977	6-2	.750	23-4	.852
1978	6-0	1.000	24-2	.923
1979	5-0	1.000	17-2	.895
1980	7-2	.778	25-6	.806
1981	7-0	1.000	17-9	.654
1982	7-1	.875	21-7	.750
1983	4-1	.800	16-5	.762
1984	6-2	.750	21-10	.677
1985	5-0	1.000	16-9	.640
1986	6-2	.750	23-7	.767
1987	8-2	.800	30-6	.833
1988	11-0	1.000	30-2	.938
1989	7-1	.875	27-5	.844
1990	8-2	.800	26-5	.839
1991	10-1	.909	31-1	.969
1992	10-2	.833	27-4	.871
1993	4-6	.400	23-8	.742
1994	11-1	.917	28-5	.848
1995	11-1	.917	33-1	.971
1996	9-3	.750	34-8	.810
1997	9-2	.818	28-5	.848
1998	9-2	.818	33-6	.846
1999	9-3	.750	25-7	.781
2000	10-2	.833	37-5	.881
2001	10-2	.833	27-8	.771
2002	7-5	.583	36-9	.800
2003	9-3	.750	27-6	.818
2004	10-2	.833	23-9	.719
2005	11-4	.733	25-7	.781
2006	15-0	1.000	36-5	.878
Totals	290-60	.829	892-199	.818

Clemson vs. ACC at Doug Kingsmore Stadium

Team	W-L	Pct.
Duke	36-5	.878
Florida State	17-7	.708
Georgia Tech	23-11	.676
Maryland	51-1	.981
Miami (FL)	3-0	1.000
North Carolina	36-9	.800
N.C. State	36-13	.735
South Carolina	2-1	.667
Virginia	42-6	.875
Virginia Tech	3-0	1.000
Wake Forest	41-7	.854
Totals	290-60	.829

Note: Only includes record while opponent was a member of the ACC and regular-season games.

Single-Season Attendance Bests

Rk	Year	Dates	Attendance	Avg.
1.	2006	39	184,946	4742
2.	2005	32	129,553	4049
3.	2004	32	116,781	3649
4.	2002	45	161,640	3592
5.	2003	33	109,696	3324



In 2006, Clemson averaged a school-record 4,742 fans per date, seventh-best in the nation.

Doug Kingsmore Stadium

C



facilities across the nation has been demonstrated in recent years, when Doug Kingsmore Stadium was named as a site for a 1994, 1995, 1996, 1998, 2000, 2001, 2002, 2005, and 2006 NCAA Regional.

The renovations to Doug Kingsmore Stadium began in the summer of 2002, which has kept Clemson's ballpark among the country's best. The stadium has a brick façade that surrounds every entrance. A green roof that covers much more of the stands and a press box that is twice as large adds to the comfort of fans attending the game and the media covering it. The press box, which is accessible by elevator, includes four large booths for broadcasting and a separate media center that accommodates 13 writers.

There is also a patio area outside the press box that is above the existing stands along the first and third-base lines. It is used for receptions and other events throughout the year.

Two ticket booths, concession stands with an adjoining picnic area, and enlarged restrooms make the facility easily accessible and fan-friendly. Reserved seats have also been added to the grandstand. A grand stairway leading from the McFadden parking lot to the main entrance is an added feature from a convenience and aesthetic aspect.

The players also realize improvements, as four batting cages have been constructed beyond the

right-field fence. The dugouts have been almost doubled in length and width. And the players have a newly-renovated lockerroom and lounge.

Prior to 2005, PawVision, the giant replay screen that was used in the football stadium from 1997-04, was moved to Doug Kingsmore Stadium.

The facility is also equipped with a "Super-Sopper," which cuts down on rainouts. Clemson is one of a few schools with this machine that removes water from the field.

The stadium is located in the middle of Clemson's athletic facilities. It is across the street from Littlejohn Coliseum, home of Tiger basketball, and Memorial Stadium, home of Clemson football. It is located directly behind Jervey Athletic Center, home of the athletic administrative offices.

The stadium

has 3,500 permanent seats, but is capable of holding 5,617 fans thanks to a hill area down the left-field line that is popular with the Clemson student-body. In 2001, the ballpark shrank its dimensions. The fences are now 320 feet down the left-field line, 370 feet in left-center, 400 feet to straight-away center, 375 feet in the right-center alley, and 330 feet down the right-field line.

The park also features a unique terrace in the outfield area adjacent to the fence, similar to the old Crosley Field in Cincinnati, OH, which ironically was torn down the year Doug Kingsmore Stadium was built. Bill Wilhelm, Clemson's long-time coach who was the skipper when the field was constructed, liked the look and practicality of a field with grass all the way around the outfield instead of gravel.

Boston Red Sox catcher Jason Varitek, who played at Georgia Tech in the 1990s, said Doug Kingsmore Stadium was his favorite venue to play at. "They had rowdy fans. And the fans are right on the action. They were closer to the on-deck circle than we were."



The entrance gives Doug Kingsmore Stadium an intimate feel.

Record vs. Opponents at Doug Kingsmore Stadium

Opponent ^(First-Last Game)	W-L	Pct.	Opponent ^(First-Last Game)	W-L	Pct.	Opponent ^(First-Last Game)	W-L	Pct.	Opponent ^(First-Last Game)	W-L	Pct.
James Madison ⁽¹⁹⁷⁶⁻⁰⁶⁾	15-0	1.000	Tampa ⁽¹⁹⁹²⁾	3-0	1.000	Virginia ⁽¹⁹⁷⁰⁻⁰⁵⁾	39-6	.867	Miami (FL) ⁽¹⁹⁸⁹⁻⁰⁵⁾	6-3	.667
Maine ⁽¹⁹⁹⁶⁻⁰³⁾	13-0	1.000	William & Mary ⁽²⁰⁰⁰⁻⁰⁶⁾	3-0	1.000	The Citadel ⁽¹⁹⁸²⁻⁰⁴⁾	13-2	.867	Arkansas ⁽²⁰⁰²⁾	2-1	.667
Charleston Southern ⁽¹⁹⁷⁶⁻⁰⁴⁾	11-0	1.000	Augusta ⁽¹⁹⁸⁴⁻⁹¹⁾	2-0	1.000	Wake Forest ⁽¹⁹⁷⁰⁻⁰⁶⁾	44-7	.863	Kansas ⁽²⁰⁰⁶⁾	2-1	.667
Howard ⁽¹⁹⁷⁶⁻⁸²⁾	10-0	1.000	Columbus ⁽¹⁹⁹¹⁾	2-0	1.000	Coastal Carolina ⁽¹⁹⁸⁸⁻⁰⁵⁾	25-4	.862	Nevada-Las Vegas ⁽²⁰⁰⁰⁾	2-1	.667
College of Charleston ⁽²⁰⁰¹⁻⁰⁶⁾	7-0	1.000	Davidson ⁽¹⁹⁸⁶⁻⁸⁹⁾	2-0	1.000	Tennessee ⁽¹⁹⁸¹⁻⁹⁷⁾	12-2	.857	Richmond ⁽²⁰⁰¹⁾	2-1	.667
George Mason ⁽¹⁹⁹⁵⁻⁹⁹⁾	6-0	1.000	Eastern Kentucky ⁽¹⁹⁹²⁾	2-0	1.000	Mercer ⁽¹⁹⁷⁴⁻⁰⁶⁾	6-1	.857	Toledo ⁽¹⁹⁷⁶⁻⁷⁷⁾	5-3	.625
High Point ⁽¹⁹⁷⁶⁻⁷⁹⁾	6-0	1.000	Middle Tennessee ⁽²⁰⁰⁰⁾	2-0	1.000	Old Dominion ⁽¹⁹⁸³⁻⁰³⁾	27-5	.844	South Alabama ⁽¹⁹⁸⁷⁻⁰²⁾	4-3	.571
Lewis ⁽¹⁹⁷⁷⁻⁷⁸⁾	6-0	1.000	Rider ⁽¹⁹⁷⁰⁾	2-0	1.000	East Carolina ⁽¹⁹⁷⁹⁻⁰²⁾	9-2	.818	Alabama ⁽¹⁹⁸³⁻⁹⁵⁾	3-3	.500
Louisville ⁽¹⁹⁷⁰⁻⁷²⁾	6-0	1.000	Siena ⁽¹⁹⁹⁶⁾	2-0	1.000	Virginia Tech ⁽¹⁹⁸⁰⁻⁰⁶⁾	9-2	.818	Liberty ⁽¹⁹⁸⁸⁻⁹⁹⁾	2-2	.500
West Virginia ⁽¹⁹⁷²⁻⁹⁶⁾	6-0	1.000	Tennessee Tech ⁽²⁰⁰³⁾	2-0	1.000	North Carolina ⁽¹⁹⁷⁰⁻⁰⁵⁾	36-9	.800	Florida Atlantic ⁽¹⁹⁹⁸⁾	1-1	.500
Wofford ⁽¹⁹⁹⁹⁻⁰⁶⁾	6-0	1.000	Valdosta State ⁽¹⁹⁸⁷⁾	2-0	1.000	Winthrop ⁽¹⁹⁸¹⁻⁰⁶⁾	12-3	.800	Florida International ⁽¹⁹⁸⁵⁾	1-1	.500
Seton Hall ⁽¹⁹⁸⁹⁻⁰¹⁾	5-0	1.000	George Washington ⁽¹⁹⁷⁰⁾	1-0	1.000	Francis Marion ⁽¹⁹⁷⁶⁻⁸⁶⁾	4-1	.800	Vanderbilt ⁽¹⁹⁸⁶⁾	1-1	.500
Erskine ⁽¹⁹⁷⁷⁻⁸⁴⁾	4-0	1.000	Jacksonville ⁽¹⁹⁹⁵⁾	1-0	1.000	Kentucky ⁽¹⁹⁸⁵⁻⁹⁷⁾	4-1	.800	Western Michigan ⁽¹⁹⁷³⁾	1-1	.500
Belmont Abbey ⁽¹⁹⁷⁰⁻⁷¹⁾	3-0	1.000	Navy ⁽¹⁹⁹⁵⁾	1-0	1.000	East Tennessee State ⁽¹⁹⁷¹⁻⁰³⁾	15-4	.789	Ball State ⁽¹⁹⁸⁴⁾	1-2	.333
California-Irvine ⁽²⁰⁰⁵⁾	3-0	1.000	New Hampshire ⁽¹⁹⁹⁴⁾	1-0	1.000	Georgia ⁽¹⁹⁷⁰⁻⁰⁶⁾	32-9	.780	California ⁽¹⁹⁹⁷⁾	1-2	.333
Gardner-Webb ⁽¹⁹⁷⁵⁻⁰⁶⁾	3-0	1.000	North Carolina A&T ⁽²⁰⁰⁵⁾	1-0	1.000	Ohio State ⁽¹⁹⁸⁰⁻⁸⁸⁾	9-3	.750	Central Florida ⁽²⁰⁰⁴⁾	1-2	.333
Illinois ⁽¹⁹⁸⁶⁻⁰⁰⁾	3-0	1.000	Saint John's ⁽¹⁹⁷⁵⁾	1-0	1.000	Campbell ⁽¹⁹⁸²⁻⁹⁰⁾	3-1	.750	South Florida ⁽¹⁹⁹⁶⁾	1-2	.333
Kansas State ⁽¹⁹⁹⁹⁾	3-0	1.000	South Carolina-Aiken ⁽¹⁹⁸⁵⁾	1-0	1.000	N.C. State ⁽¹⁹⁷⁰⁻⁰⁶⁾	37-13	.740	Central Michigan ⁽¹⁹⁷³⁾	0-1	.000
Mississippi State ⁽²⁰⁰⁰⁻⁰⁶⁾	3-0	1.000	Vermont ⁽¹⁹⁷⁰⁾	1-0	1.000	Charlotte ⁽¹⁹⁸⁵⁻⁰⁴⁾	5-2	.714	Newberry ⁽¹⁹⁷⁷⁾	0-1	.000
Morehead State ⁽¹⁹⁹⁷⁾	3-0	1.000	Maryland ⁽¹⁹⁷⁰⁻⁰⁶⁾	51-1	.981	Georgia Tech ⁽¹⁹⁷⁰⁻⁰⁵⁾	29-13	.690	Notre Dame ⁽¹⁹⁹⁴⁾	0-1	.000
New York Tech ⁽²⁰⁰¹⁾	3-0	1.000	Western Carolina ⁽¹⁹⁷⁴⁻⁰⁶⁾	35-2	.946	South Carolina ⁽¹⁹⁷⁰⁻⁰⁶⁾	44-21	.677	Southern California ⁽¹⁹⁹⁸⁾	0-1	.000
North Carolina-Asheville ⁽¹⁹⁹⁸⁻⁰⁶⁾	3-0	1.000	Marshall ⁽¹⁹⁷⁵⁻⁹⁰⁾	15-1	.938	Florida State ⁽¹⁹⁷¹⁻⁰⁶⁾	23-11	.676	Wichita State ⁽¹⁹⁸¹⁾	0-1	.000
Oral Roberts ⁽²⁰⁰⁵⁻⁰⁶⁾	3-0	1.000	North Carolina-Wilmington ⁽¹⁹⁷⁶⁻⁹⁸⁾	19-2	.905	Georgia Southern ⁽¹⁹⁷¹⁻⁰²⁾	23-11	.676	Totals	892-199	.818
Purdue ⁽²⁰⁰²⁾	3-0	1.000	Furman ⁽¹⁹⁸³⁻⁰⁶⁾	24-3	.889	Ohio ⁽¹⁹⁷⁰⁻⁰¹⁾	14-7	.667			
Stetson ⁽¹⁹⁹⁸⁾	3-0	1.000	Appalachian State ⁽¹⁹⁷³⁻⁹⁷⁾	16-2	.889	Auburn ⁽¹⁹⁸⁷⁻⁰⁴⁾	10-5	.667			
			Duke ⁽¹⁹⁷⁰⁻⁰⁵⁾	37-5	.881	Elon ⁽²⁰⁰⁰⁻⁰⁶⁾	6-3	.667			

Note: **Bold** denotes 2007 opponent that will play at Doug Kingsmore Stadium.

2007 CLEMSON BASEBALL





Doug Kingsmore Stadium

C



2007 CLEMSON BASEBALL



Tiger Titles

ACC Regular-Season Titles

Year	ACC	Overall
1954	8-4	14-10
1958	12-3	22-8
1959	11-5	24-8
1967	11-2	29-9
1973	10-2	24-16
1974	10-1	23-15
1975	10-2	33-10
1976	10-2	36-15
1977	9-1	42-10
1978	10-2	39-14
1979	10-1	40-15
1981	10-4	34-24
1982	10-2	37-22
1984	12-2	38-17
1985	9-4	36-30-1
1988	18-2	54-14
1991	18-3	60-10
1992	19-5	50-14
1994	20-4	57-18
1995	20-4	54-14
2006	24-6	53-16

ACC Tournament Titles

Year	Tourney	Overall
1976	3-0	36-15
1978	3-0	39-14
1980	4-0	38-21
1981	5-1	34-24
1989	5-0	50-20
1991	5-0	60-10
1993	5-1	45-20
1994	4-1	57-18
2006	4-1	53-16

NCAA Regional Titles

Year	Tourney	Overall
1947	3-1	24-5
1958	4-1	22-8
1959	3-0	24-8
1976	3-0	36-15
1977	3-1	42-10
1980	3-0	38-21
1991	4-0	60-10
1995	4-0	54-14
1996	4-0	51-17
1999	4-1	42-27
2000	3-0	51-18
2001	3-0	41-22
2002	3-0	54-17
2005	3-0	43-23
2006	3-0	53-16

NCAA Super Regional Titles

Year	Tourney	Overall
2000	2-0	51-18
2002	2-1	54-17
2006	2-0	53-16

College World Series Appearances

Year	Tourney	Overall
1958	1-2	22-8
1959	1-2	24-8
1976	1-2	36-15
1977	1-2	42-10
1980	0-2	38-21
1991	0-2	60-10
1995	0-2	54-14
1996	2-2	51-17
2000	1-2	51-18
2002	2-2	54-17
2006	1-2	53-16

NCAA Bests Since 1994

40-Win Seasons

Rk	Team	Seasons
1.	Florida State	13
	Wichita State	13
3.	Louisiana State	12
	Miami (FL)	12
	Notre Dame	12
	Rice	12
7.	Clemson	11
	Georgia Tech	11
9.	Cal State Fullerton	10
	Stanford	10
	Tulane	10

50-Win Seasons

Rk	Team	Seasons
1.	Florida State	10
2.	Clemson	6
	Miami (FL)	6
	Wichita State	6
5.	Alabama	4
	Cal State Fullerton	4
	Georgia Tech	4
	Rice	4
	Stanford	4
	Texas	4

NCAA Tournament Appearances

Rk	Team	App.
1.	Clemson	13
	Florida State	13
	Miami (FL)	13
4.	Cal State Fullerton	12
	Georgia Tech	12
	Louisiana State	12
	Stanford	12
	Wichita State	12

Clemson Baseball...A Championship Tradition

Clemson has made 11 appearances in the College World Series and has won 15 NCAA Regional Championships. The tradition dates to 1947, when Clemson advanced to the Final Eight of the NCAA Tournament before losing to Yale and a first-baseman named George Bush. Clemson has gone to the College World Series five times (1995,96,00,02,06) in Head Coach **Jack Leggett's** 13 seasons in Tigertown.

Clemson has won an ACC regular-season championship 21 times, more than double any other ACC school. Clemson has won 14 ACC titles, also more than any other school. The program has the most ACC Tournament titles (nine) in history as well, including the 2006 tourney title at Jacksonville, FL.



2006...A Season of Titles

Clemson accomplished a feat in 2006 that it had not done since 1991...win the ACC regular-season and tournament titles, and advance to the College World Series. The Tigers set a league record with 24 ACC victories in the regular season, then captured its ninth ACC Tournament Championship in Jacksonville, FL by downing N.C. State 8-4.

Clemson made its 20th consecutive NCAA Tournament appearance, the third-longest streak in NCAA history. After sweeping its way through the Clemson Regional with wins over North Carolina-Asheville, Elon, and Mississippi State, the Tigers faced Oral Roberts in the Clemson Super Regional with a berth in Omaha on the line.

In game-one, **Tyler Colvin** (pictured above) hit a walkoff grand slam to give the Tigers a dramatic 11-8 win. It was the first walkoff grand slam in Clemson history and sent the Doug Kingsmore Stadium crowd into a frenzy. The Tigers then rallied in game-two with three runs in the eighth inning to defeat Oral Roberts 6-5 and advance to the College World Series for the 11th time in school history.



Current Major League Tigers



Jeff Baker
Colorado Rockies

Clemson's all-time leader in home runs with 59 in three seasons, Jeff Baker made his Major League debut on 2005 opening day with the Colorado Rockies. Baker finished his career as a Tiger with a .334 batting

average along with 226 RBIs and a .626 slugging percentage. His 59 career homers are fourth-most in ACC history, and his 226-RBI total is second-most in Clemson history. Baker had 12 multi-homer games at Clemson, and is the only Tiger to ever have two 20-homer seasons as well.

Baker was the starting shortstop for the Tigers' College World Series team in 2000 as a freshman, and finished with a .313 batting average along with a team-best 11 homers and 64 RBIs. He was one of three freshman All-Americans at shortstop according to **Collegiate Baseball**. Baker was named first-team All-American by **Baseball America** and **Collegiate Baseball** in 2001, the first Tiger so honored since Kris Benson in 1996. His sophomore campaign also saw Baker earn First-Team All-ACC honors after leading the conference in home runs (23) and RBIs (75).

As a junior on Clemson's 2002 College World Series team, Baker was named a first-team All-American by **Baseball America** and NCBWA. He hit .325 with 25 home runs and 87 RBIs along with a .668 slugging percentage. His 25 long balls were tied for second in the ACC, tied for the fourth-best mark in ACC history, and tied for the second-best mark in Clemson history. Baker was one of only five finalists for the Golden Spikes Award (won by Tiger teammate Khalil Greene), and a semifinalist for both the Dick Howser Trophy and the Rotary Smith Award.

After spending the 2002-04 seasons in the Rockies' minor league system, Baker was called up to join Colorado the night before the season-opener. Baker's debut on April 4, 2005 was an impressive one, as he went 2-for-5 with a homer, double, and two RBIs, becoming only the fifth Rocky to homer in his Major League debut.

He played in 12 games for Colorado in 2005, including 10 starts at third base, and finished the year with a .211 batting average. He also committed only one error in 24 chances.

In 2006, he moved to right field and played 18 games for the

Rockies. In just 57 at-bats, he hit .368 with seven doubles, two triples, five home runs, and 21 RBIs.

Baker's Career Major League Stats

Year	AVG	G-GS	AB	R	H	2B	3B	HR	RBI	OB%	SB
2005	.211	12-10	38	6	8	4	0	1	4	.302	0-0
2006	.368	18-10	57	13	21	7	2	5	21	.379	2-2
Total	.305	30-20	95	19	29	11	2	6	25	.347	2-2



Kris Benson
New York Mets

Kris Benson, the most prolific pitcher in Tiger history, wrapped up his eighth Major League season with the Baltimore Orioles in 2006 after spending the 2005 season with the New York Mets. Benson's road to

stardom has been nothing short of spectacular, dating back to high school when he was named to the **USA Today** Super 25 Team and earned several player and pitcher-of-the-year honors during his senior season. He was drafted in the 10th round of the draft by the Boston Red Sox, but instead opted to become a Tiger.

Benson was a strong performer for the Tigers during his first two seasons, finishing in the top 10 in the ACC in ERA, opponents batting average, wins, and walks per nine innings pitched. His stats were amazing in 1996, finishing first or second in the ACC in all major pitching categories on his way to being named ACC Player-of-the-Year. He was also named the consensus national player-of-the-year, consensus first-team All-American, pitched for the United States in the Olympic Games in Atlanta, and was selected by the Pittsburgh Pirates with the #1 over-



Kris Benson

all pick in the 1996 draft. He was only the second Clemson athlete in any sport to be named national player-of-the-year, and the first #1 pick in Tiger history, regardless of sport.

Benson spent two years in the minor leagues, but quickly made his mark by becoming only the second #1 overall pick to win his Major League debut, defeating the Chicago Cubs 2-1. After a successful 2000 season, in which he set the Pirate record for strikeouts by a righthander, he was sidelined for the 2001 season due to an elbow surgery. Upon his return in 2002, he was a bright spot on a struggling Pirate team that often failed to provide run support.


He was slowed by injury problems for the third straight year during the 2003 season, but returned in 2004 to make 31 starts for the Pirates and Mets, who acquired him via trade on July 30. Benson finished the 2005 season 10-8 with a 4.13 ERA in 28 starts and 174.1 innings pitched with the Mets. Then in January of 2006, he was traded to the Baltimore Orioles.

In the 2006 season, Benson made 30 starts and pitched 183.0 innings. He had an 11-12 record and 4.82 ERA in his first season in the American League.

Through seven seasons, Benson has made 195 starts for a total of 1207.1 innings pitched. He also has a 68-73 record and 4.34 ERA along with 787 strikeouts.

Benson's Career Major League Stats

Year	ERA	W-L	G-GS	SV	IP	H	R	ER	BB	SO
1999	4.07	11-14	31-31	0	196.2	184	105	89	83	139
2000	3.85	10-12	32-32	0	217.2	206	104	93	86	184
2002	4.70	9-6	25-25	0	130.1	152	76	68	50	79
2003	4.97	5-9	18-18	0	105.0	127	67	58	36	68
2004	4.31	12-12	31-31	0	200.1	202	106	96	61	134
2005	4.13	10-8	28-28	0	174.1	171	86	80	49	95
2006	4.82	11-12	30-30	0	183.0	199	105	98	58	88
Total	4.34	68-73	195-195	0	1207.1	1241	649	582	423	787



Jeff Baker



Khalil Greene
San Diego Padres

The most celebrated baseball player in Tiger history is San Diego Padres' shortstop Khalil Greene. He took the college baseball world by storm during the 2002 season, setting NCAA and ACC records while winning every major award possible. Greene was selected as a unanimous first-team All-American and ACC Player-of-the-Year after he led the country in hits (134), runs scored (93), total bases (250), and doubles (33).

His record-breaking performance should not have been a surprise, as Greene had been raising the bar ever since his days at Key West (FL) High School. He graduated as the school's all-time hits and single-season runs scored leader before bursting onto the scene at Clemson in 1999. Greene was a freshman All-American by **Baseball America** in 1999 and Second-Team All-ACC after his sophomore campaign in 2000. He continued his outstanding play during the 2001 season when he was named First-Team All-ACC, but no one could have imagined the year he would have in 2002.

He won every major award in 2002, including the Dick Howser Trophy, Golden Spikes Award, Rotary Smith Award. He was named First-Team All-ACC after batting .470 with 27 homers, 33 doubles, and 91 RBIs in 71 games. After a stellar college career in which he set the NCAA record for doubles (95) and consecutive starts (269), Greene was taken with the #13 overall pick in the 2002 Major League Draft by the Padres.

Greene spent 2002 and 2003 in the Padres' farm system, quickly moving up through the ranks from short-season Eugene to Portland (AAA). As usual, Greene was so impressive that he was selected to play in the 2003 Major League Futures Game. He joined San Diego on September 1, 2003, becoming the first player from the 2002 draft to make it to the Major Leagues.



Khalil Greene

The 2004 season was his first full year in the big leagues, and Greene did not disappoint. He batted .273 with 15 homers (a franchise record for a shortstop), 31 doubles, and 65 RBIs. Greene was a two-time rookie-of-the-month selection before a broken index finger sidelined him for the remainder of the season. He still finished second in the National League in rookie-of-the-year voting, but was honored as the league's rookie-of-the-year by **Baseball America**.

In 2005, Greene continued to be a fan-favorite when he hit .250 with 15 homers and 70 RBIs in 121 games.

The 2006 season saw him hit 15 home runs for the third straight year. Greene also hit .245 with 26 doubles and 55 RBIs in 121 games. He had his best fielding year in 2006 as well, as he committed only nine errors in 456 chances, good for a .980 fielding percentage.

In January of 2007, Greene signed a one-year contract for \$2.25 million with the Padres.

Greene's Career Major League Stats													
Year	AVG	G-GS	AB	R	H	2B	3B	HR	RBI	OB%	SB		
2003	.215	20-18	65	8	14	4	1	2	6	.271	0-1		
2004	.273	139-134	484	67	132	31	4	15	65	.349	4-6		
2005	.250	121-120	436	51	109	30	2	15	70	.296	5-5		
2006	.245	121-111	412	56	101	26	2	15	55	.320	5-6		
Total	.255	401-383	1397	182	356	91	9	47	196	.321	14-18		



Matthew LeCroy
Minnesota Twins

One of the greatest power hitters in Tiger history is catcher Matthew LeCroy, who spent the 2006 season with the Washington Nationals. The Belton, SC native attended Clemson after a stellar high school career,

where he was a four-year, all-state selection and selected as an honorable mention All-American by **USA Today** while at Belton-Honea Path High School.

LeCroy continued to impress during his freshman year in Tigertown. He was named a first-team freshman All-American by **Baseball America** and **Collegiate Baseball**, and was runnerup in the voting for national freshman-of-the-year. He was Clemson's first ever ACC Rookie-of-the-Year in 1995 after finishing in the top 10 in the ACC in homers (15), RBIs (72), and doubles (18). His 15 homers set a Tiger record for a freshman as well.

He was equally impressive during his sophomore campaign, leading Clemson to its second consecutive College World Series in 1996. He was a First-Team All-ACC selection, and was named second-team All-American by the American Baseball Coaches Association along with NCBWA. He also set a Clemson record by belting a home run in five consecutive games. LeCroy then played for the United States in the 1996 Olympic Games in Atlanta, GA.

The 1997 season was LeCroy's final season in Tigertown. He ended his collegiate career by setting the career record for home runs by a Tiger with 53, which was later eclipsed by Jeff Baker. He was selected as a first-team All-American by **Baseball America** and NCBWA. He was also a second-team All-America selection by **Sporting News**,



Matthew LeCroy

ABCA, and **Collegiate Baseball**. He was tabbed as the #1-power hitting prospect in the country by **Baseball America** and was taken with the #50 overall pick by the Minnesota Twins.

LeCroy spent two seasons in the minors before making his Major League debut on April 3, 2000. He moved between the minors and the majors throughout the 2001 and 2002 seasons, but found success each time he was in the big leagues. He recorded his first career two-homer game and had a career-high four RBIs on September 13, 2002.

LeCroy set career-highs in almost every offensive category in 2003, and belted his first career grand slam on May 19, 2004. In 2005, he tied his career high for homers with 17 in 101 games.

In 2006, he played 39 games with the Washington Nationals. In 67 at-bats, he hit .239 with two home runs and nine RBIs.

In his seven-year Major League career, LeCroy is a .262 hitter in 469 games. He also has hit 60 home runs with 218 RBIs.

LeCroy's Career Major League Stats													
Year	AVG	G-GS	AB	R	H	2B	3B	HR	RBI	OB%	SB		
2000	.174	56-49	167	18	29	10	0	5	17	.254	0-0		
2001	.425	15-0	40	6	17	5	0	3	12	.429	0-1		
2002	.260	63-8	181	19	47	11	1	7	27	.306	0-2		
2003	.287	107-32	345	39	99	19	0	17	64	.342	0-1		
2004	.269	88-36	264	25	71	14	0	9	39	.321	0-0		
2005	.260	101-82	304	33	79	5	0	17	50	.354	0-0		
2006	.239	39-11	67	5	16	3	0	2	9	.350	0-0		
Total	.262	469-218	1368	145	358	67	1	60	218	.328	0-4		

World Series Participants

Year	Player	Pos.	Team (League)
1922	Norm McMillan	3B	Yankees (AL)
1926	* Flint Rhem	RHP	Cardinals (NL)
1928	Flint Rhem	RHP	Cardinals (NL)
1929	Norm McMillan	3B	Cubs (NL)
1930	Flint Rhem	RHP	Cardinals (NL)
1931	* Flint Rhem	RHP	Cardinals (NL)
1962	Billy O'Dell	LHP	Giants (NL)
1970	Ty Cline	OF	Reds (NL)
1986	* Tim Teufel	2B	Mets (NL)
1987	* Mark Davidson	OF	Twins (AL)
1992	* Jimmy Key	LHP	Blue Jays (AL)
1996	* Jimmy Key	LHP	Yankees (AL)

* - World Series champion



Former Major League Tigers



Brian Barnes, LHP

Clemson (1986-89)
Montreal Expos (1990-93)
Cleveland Indians (1994)
Los Angeles Dodgers (1994)



Jerry Brooks, 3B

Clemson (1986-88)
Los Angeles Dodgers (1993)
Florida Marlins (1996)



Mike Brown, RHP

Clemson (1978-80)
Boston Red Sox (1982-86)
Seattle Mariners (1986,87)



Ty Cline, OF

Clemson (1959,60)
Cleveland Indians (1960-62)
Milwaukee/Atlanta Braves (1963-67)
Chicago Cubs (1966)
San Francisco Giants (1967,68)
Montreal Expos (1969,70)
Cincinnati Reds (1970,71)



John Curtis, LHP

Clemson (1968)
Boston Red Sox (1970-73)
Saint Louis Cardinals (1974-76)
San Francisco Giants (1977-79)
San Diego Padres (1980-82)
California Angels (1982-84)



Mark Davidson, OF

Clemson (1982)
Minnesota Twins (1986-88)
Houston Astros (1989-91)



Rusty Gerhardt, LHP

Clemson (1969-72)
San Diego Padres (1974)



Bert Heffernan, C

Clemson (1985-88)
Seattle Mariners (1992)



Mike Holtz, LHP

Clemson (1991-94)
Anaheim Angels (1996-01)
Oakland Athletics (2002)
San Diego Padres (2002)



Jimmy Key, LHP

Clemson (1980-82)
Toronto Blue Jays (1984-92)
New York Yankees (1993-96)
Baltimore Orioles (1997,98)



Billy Koch, RHP

Clemson (1994-96)
Toronto Blue Jays (1999-01)
Oakland Athletics (2002)
Chicago White Sox (2003,04)
Florida Marlins (2004)




Brian Kowitz, OF

Clemson (1988-90)
Atlanta Braves (1995)



Joe Landrum, RHP

Clemson (1946,47)
Brooklyn Dodgers (1950,52)




John McMakin, LHP

Clemson (1900,01)
Brooklyn Dodgers (1902)



Norm McMillan, 3B

Clemson (1915-17)
New York Yankees (1922)
Boston Red Sox (1923)
Saint Louis Browns (1924)
Chicago Cubs (1928,29)



Billy McMillon, OF

Clemson (1991-93)
Florida Marlins (1996,97)
Philadelphia Phillies (1997)
Detroit Tigers (2000,01)
Oakland Athletics (2001,03,04)



Mike Milchin, LHP

Clemson (1986-89)
Minnesota Twins (1996)
Baltimore Orioles (1996)



Shane Monahan, OF

Clemson (1993-95)
Seattle Mariners (1998,99)



Ron Musselman, RHP

Clemson (1976,77)
Seattle Mariners (1982)
Toronto Blue Jays (1984,85)




Billy O'Dell, LHP

Clemson (1952-54)
Baltimore Orioles (1954,56-59)
San Francisco Giants (1960-64)
Milwaukee/Atlanta Braves (1965,66)
Pittsburgh Pirates (1966,67)



John Pawlowski, RHP

Clemson (1983-85)
Chicago White Sox (1987,88)



Chuck Porter, RHP

Clemson (1974-76)
Milwaukee Brewers (1981-85)



Flint Rhem, RHP

Clemson (1923,24)
Saint Louis Cardinals (1924-28,30-32,34,36)
Philadelphia Phillies (1932,33)
Boston Braves (1934,35)



Bill Schroeder, C

Clemson (1977-79)
Milwaukee Brewers (1983-88)
California Angels (1989,90)

Former Major League Tigers

C



Kurt Seibert, SS

Clemson (1974-76)
Chicago Cubs (1979)



Danny Sheaffer, C

Clemson (1980)
Boston Red Sox (1987)
Cleveland Indians (1989)
Colorado Rockies (1993,94)
Saint Louis Cardinals (1995-97)



Vet Sitton, RHP

Clemson (1904,05)
Cleveland Indians (1909)



Brian Snyder, LHP

Clemson (1977-79)
Seattle Mariners (1985)
Oakland Athletics (1989)



Bill Spiers, SS

Clemson (1985-87)
Milwaukee Brewers (1989-94)
New York Mets (1995)
Houston Astros (1996-01)




Harold Stowe, LHP

Clemson (1957-59)
New York Yankees (1960)



Tim Teufel, 2B

Clemson (1979,80)
Minnesota Twins (1983-85)
New York Mets (1986-91)
San Diego Padres (1991-93)



Ken Vining, LHP

Clemson (1994-96)
Chicago White Sox (2001)



Denny Walling, 1B/3B

Clemson (1975)
Oakland Athletics (1975,76)
Houston Astros (1977-88,92)
Saint Louis Cardinals (1988-90)
Texas Rangers (1991)



Matt White, LHP

Clemson (1996-98)
Seattle Mariners (2003)
Washington Nationals (2005)



Keith Williams, OF

Clemson (1991-93)
San Francisco Giants (1996)



Scott Winchester, RHP

Clemson (1993-95)
Cincinnati Reds (1997,98,00,01)

Career Major League Stats of Former Players

Player	Last Team	Years (Seasons)	G	AB	R	H	2B	3B	HR	RBI	BA
Jerry Brooks	Marlins	1993,96 (2)	17	14	4	4	1	1	1	4	.286
Ty Cline	Reds	1960-71 (12)	892	1834	251	437	53	25	6	125	.238
Mark Davidson	Astros	1986-91 (6)	413	661	88	149	27	3	6	57	.225
Bert Heffernan	Mariners	1992 (1)	8	11	0	1	1	0	0	1	.091
Brian Kowitz	Braves	1995 (1)	10	24	3	4	1	0	0	3	.167
Norm McMillan	Cubs	1922-24,28,29 (5)	413	1356	157	353	74	16	6	147	.260
Billy McMillon	Athletics	1996,97,00,01,03,04 (6)	269	601	66	149	35	3	16	93	.248
Shane Monahan	Mariners	1998,99 (2)	78	226	20	53	8	1	4	28	.235
Bill Schroeder	Angels	1983-90 (8)	376	1262	153	303	49	1	61	152	.240
Kurt Seibert	Cubs	1979 (1)	7	2	2	0	0	0	0	0	.000
Danny Sheaffer	Cardinals	1987,89,93-97 (7)	389	946	87	219	38	5	13	110	.232
Bill Spiers	Astros	1989-01 (13)	1252	3408	477	922	158	35	37	388	.271
Tim Teufel	Padres	1983-93 (11)	1073	3112	415	789	185	12	86	379	.254
Denny Walling	Astros	1975-92 (18)	1271	2945	372	799	142	30	49	380	.271
Keith Williams	Giants	1996 (1)	9	20	0	5	0	0	0	0	.250

Player	Last Team	Years (Seasons)	W-L	Pct.	App.	GS	IP	H	SO	BB	ERA
Brian Barnes	Dodgers	1990-94 (5)	14-22	.389	116	56	406.1	364	275	204	3.94
Mike Brown	Mariners	1982-87 (6)	12-20	.375	61	42	253.2	324	115	102	5.75
John Curtis	Angels	1970-84 (15)	89-97	.478	438	199	1641.0	1695	825	669	3.96
Rusty Gerhardt	Padres	1974 (1)	2-1	.667	23	1	35.2	44	22	17	7.07
Mike Holtz	Padres	1996-02 (7)	16-19	.457	350	0	238.1	242	221	127	4.68
Jimmy Key	Orioles	1984-98 (15)	186-117	.614	470	389	2591.2	2518	1538	668	3.51
Billy Koch	Marlins	1999-04 (6)	29-25	.537	380	0	407.1	379	357	191	3.89
Joe Landrum	Dodgers	1950,52 (2)	1-3	.250	16	5	44.2	58	22	11	5.64
John McMakin	Dodgers	1902 (1)	2-2	.500	4	4	32.0	34	6	11	3.09
Mike Milchin	Orioles	1996 (1)	3-1	.750	39	0	32.2	44	29	17	7.44
Ron Musselman	Blue Jays	1982,84,85 (3)	4-2	.667	48	4	89.1	95	47	40	3.73
Billy O'Dell	Pirates	1954,56-67 (13)	105-100	.512	479	199	1817.0	1697	1133	556	3.29
John Pawlowski	White Sox	1987,88 (2)	1-0	1.000	8	0	17.2	27	12	6	7.64
Chuck Porter	Brewers	1981-85 (5)	13-13	.500	54	34	237.0	278	136	54	4.14
Flint Rhem	Cardinals	1924-28,30-36 (12)	105-97	.520	294	230	1725.1	1958	534	529	4.20
Vet Sitton	Indians	1909 (1)	3-2	.600	14	5	50.0	50	16	16	2.88
Brian Snyder	Athletics	1985,89 (2)	1-2	.333	17	6	36.0	46	24	21	6.75
Harold Stowe	Yankees	1960 (1)	0-0	----	1	0	1.0	0	0	1	9.00
Ken Vining	White Sox	2001 (1)	0-0	----	8	0	6.2	15	3	7	17.55
Matt White	Nationals	2003,05 (2)	0-2	.000	7	1	9.2	17	3	8	16.76
Scott Winchester	Reds	1997,98,00,01 (4)	3-8	.272	47	17	116.1	149	55	35	5.42

Major League Bests

Rk	Player	Seasons	Years	Seasons
1.	Denny Walling	1975-92		18
2.	John Curtis	1970-84		15
	Jimmy Key	1984-98		15
4.	Billy O'Dell	1954-67		13
	Bill Spiers	1989-01		13

Rk	Player	Career Hits	Years (Seasons)	Hits
1.	Bill Spiers	1989-01 (13)		922
2.	Denny Walling	1975-92 (18)		799
3.	Tim Teufel	1983-93 (11)		789
4.	Ty Cline	1960-71 (12)		437

Rk	Player	Career Wins	Years (Seasons)	W-L
1.	Jimmy Key	1984-98 (15)		186-117
2.	Flint Rhem	1924-28,30-36 (12)		105-97
	Billy O'Dell	1954-67 (14)		105-100
4.	John Curtis	1970-84 (15)		89-97

Year	Player	Team (League)	Cat.	Stat
1926	Flint Rhem	Cardinals (NL)	Wins	20
1987	Jimmy Key	Blue Jays (AL)	ERA	2.76
	Jimmy Key	Blue Jays (AL)	Opp. BA	.221
	Jimmy Key	Blue Jays (AL)	Opp. OB %	.273
1993	Jimmy Key	Yankees (AL)	Win. %	.750
1994	Jimmy Key	Yankees (AL)	Wins	17

Year	Player	Pos.	Team (League)
1958	Billy O'Dell	LHP	Orioles (AL)
1959	Billy O'Dell	LHP	Orioles (AL)
1985	Jimmy Key	LHP	Blue Jays (AL)
1991	Jimmy Key	LHP	Blue Jays (AL)
1993	Jimmy Key	LHP	Yankees (AL)
1994	Jimmy Key	LHP	Yankees (AL)

2007 CLEMSON BASEBALL



Pro Signees

Year	Player, Pos.	Round	Organization
1954	Doug Kingsmore, OF	FA	Baltimore Orioles
	Billy O'Dell, P	FA	Baltimore Orioles
1958	Bud Spiers, SS	FA	Kansas City Athletics
1959	Larry Bagwell, 3B	FA	Washington Senators
	Doug Hoffman, OF	FA	Washington Senators
	Harold Stowe, P	FA	New York Yankees
1960	Ty Cline, OF	FA	Cleveland Indians
1962	Dave Olson, P	FA	New York Yankees
1963	Gene Harbeson, P	FA	San Francisco Giants
	Johnny Jones, OF	FA	Milwaukee Braves
	Elmo Lam, SS	FA	Philadelphia Phillies
1965	Tommy Chapman, P	9	Philadelphia Phillies
	Jack McCall, SS	*12	Baltimore Orioles
	Rusty Adkins, OF	*14	Houston Astros
1966	Charles Watson, P	*#6	Kansas City Athletics
	Rusty Adkins, SS	*\$7	Detroit Tigers
	Charles Watson, P	*\$7	Cleveland Indians
	Jack McCall, SS	15	California Angels
	George Sutton, OF	*39	New York Mets
1967	Rusty Adkins, 2B	*\$7	Kansas City Athletics
	Charles Watson, P	#\$7	Washington Senators
	Garry Helms, SS	12	Pittsburgh Pirates
	Eddie Barbary, C	FA	Pittsburgh Pirates
	Mike McCall, 3B	FA	Philadelphia Phillies
1968	John Curtis, P	\$1	Boston Red Sox
	Nelson Gibson, P	24	Seattle Pilots
	Bill James, P	FA	Cleveland Indians
1970	Don Russell, 3B	\$1	Houston Astros
1971	Johnny Severs, OF	\$4	New York Mets
1972	Craig White, OF	*6	California Angels
	Rusty Gerhardt, P	12	San Diego Padres
1973	Ken Bagwell, 2B	#3	Chicago White Sox
	Craig White, OF	12	New York Yankees
	Lindsay Graham, P	26	Texas Rangers
1974	Steve Cline, P	6	San Francisco Giants
	Richard Haynes, P	8	Houston Astros
	Lyn Hamilton, C	10	San Diego Padres
1975	Denny Walling, OF	\$1	Oakland Athletics
1976	Kurt Seibert, SS	3	Chicago Cubs
	Chuck Porter, P	7	California Angels
	Bob Mahony, P	FA	Baltimore Orioles
1977	Dave Caldwell, OF	4	Baltimore Orioles
	Ron Musselman, P	5	Seattle Mariners
	Bill Foley, C	6	Milwaukee Brewers
	Bill Wingo, 2B	FA	Atlanta Braves
1978	Pete Peltz, 3B	9	Cleveland Indians
	Robert Bonnette, SS	*20	Cleveland Indians
1979	Mike Sullivan, P	1	Cincinnati Reds
	Tim Teufel, 2B	*\$3	Chicago White Sox
	Brian Snyder, P	7	Seattle Mariners
	Bill Schroeder, C	8	Milwaukee Brewers
	Tony Masone, OF	10	Cincinnati Reds
	Len Bradley, P	*10	Cleveland Indians
	David Buffamoyer, C	13	New York Yankees
	Todd Freeman, 3B	FA	Milwaukee Brewers
	Pete Khoury, OF	FA	New York Yankees
1980	Robbie Allen, SS	\$1	Los Angeles Dodgers
	Mike Brown, P	2	Boston Red Sox
	Tim Teufel, 2B	2	Minnesota Twins
	Robbie Allen, SS	*#4	Los Angeles Dodgers
	Len Bradley, P	5	Chicago White Sox
	Neil Simons, OF	14	Houston Astros
	Billy Weems, OF	20	Houston Astros
	Bobby Kenyon, P	25	Los Angeles Dodgers
1981	Danny Sheaffer, C	#1	Boston Red Sox
	Glenn Gallagher, OF	3	Toronto Blue Jays
	Greg Guin, 1B	12	Saint Louis Cardinals
1982	Jimmy Key, P	3	Toronto Blue Jays
	Ricky Hester, OF	*\$4	Cleveland Indians
	Mark Davidson, OF	11	Minnesota Twins
	Jeff Gilbert, P	*32	San Francisco Giants
	Coe Brier, C	FA	Minnesota Twins
1983	Jeff Gilbert, P	10	Milwaukee Brewers
	Ricky Hester, SS	25	Texas Rangers
	Scott Parrish, P	*26	Los Angeles Dodgers
1984	Brooks Shumake, 3B	5	Cincinnati Reds
	Scott Powers, SS	17	Atlanta Braves
	Scott Parrish, P	21	Oakland Athletics
	Tim Rice, P	22	Chicago Cubs

1985	John Pawlowski, P	6	Chicago White Sox
	Jim McCollom, C	9	California Angels
	George Stone, P	18	Chicago White Sox
	Tommy Smith, 1B	23	San Francisco Giants
1987	Bill Spiers, SS	1	Milwaukee Brewers
	Bert Heffernan, C	*9	Texas Rangers
	Chuck Baldwin, 2B	11	Cleveland Indians
	Steve Baucom, 2B	25	Toronto Blue Jays
	Ray Williams, OF	FA	Seattle Mariners
1988	Bert Heffernan, C	9	Milwaukee Brewers
	Jerry Brooks, 3B	12	Los Angeles Dodgers
	Mike Pomeranz, P	13	Minnesota Twins
	Brian Barnes, P	*25	Baltimore Orioles
	Randy Mazey, OF	28	Cleveland Indians
	Burke Fairey, OF	FA	Chicago Cubs
	Phil Lowery, P	FA	Atlanta Braves
1989	Mike Milchin, P	2	Saint Louis Cardinals
	Brian Barnes, P	4	Montreal Expos
	Mike Couture, C	*12	California Angels
	Alan Botkin, P	23	Saint Louis Cardinals
	Henry Threadgill, 2B	34	California Angels
	Rusty Charpia, SS	38	Milwaukee Brewers
1990	Tim Parker, P	3	Chicago Cubs
	Brian Kowitz, OF	9	Atlanta Braves
	Ron Frazier, P	12	New York Yankees
	Brian Faw, P	17	New York Yankees
	David Tripp, P	*25	Oakland Athletics
	Mike Couture, C	28	Milwaukee Brewers
	Tim Rigsby, SS	FA	Cleveland Indians
1991	Joe DeBerry, 1B	3	Cincinnati Reds
	Jim Crowley, 2B	11	Boston Red Sox
	Todd Stefan, SS	FA	Chicago Cubs
1992	Scott Miller, P	3	Oakland Athletics
	Jason Angel, P	5	Cincinnati Reds
	Paxton Briley, P	5	California Angels
	Ted Corbin, SS	21	Minnesota Twins
	Kevin Northrup, OF	31	Montreal Expos
	Aaron Jersild, P	43	Toronto Blue Jays
	Mike Lockhart, C	FA	Cleveland Indians
1993	Keith Williams, OF	7	San Francisco Giants
	Billy McMillon, OF	8	Florida Marlins
	Chris Carter, C	30	Milwaukee Brewers
	Chad Phillips, P	*41	Florida Marlins
1994	Andy Taulbee, P	2	San Francisco Giants
	Mike Hampton, 3B	4	Cincinnati Reds
	Scott Winchester, P	*16	Detroit Tigers
	Mike Holtz, P	17	California Angels
1995	David Miller, 1B	1	Cleveland Indians
	Shane Monahan, OF	2	Seattle Mariners
	Seth Brizek, SS	8	Seattle Mariners
	Mark Watson, P	*8	Florida Marlins
	Jason Dawsey, P	10	Milwaukee Brewers
	Jeff Sauve, P	11	Boston Red Sox
	Scott Winchester, P	14	Cleveland Indians
1996	Kris Benson, P	1	Pittsburgh Pirates
	Billy Koch, P	1	Toronto Blue Jays
	David Shepard, P	3	Cincinnati Reds
	Ken Vining, P	4	San Francisco Giants
	Brian Matz, P	9	Montreal Expos
	Paul Galloway, 3B	14	San Francisco Giants
	Doug Livingston, 2B	17	Colorado Rockies
	Gary Burnham, OF	*40	Oakland Athletics
1997	Matthew LeCroy, C	*1	Minnesota Twins
	Gary Burnham, OF	22	Philadelphia Phillies
1998	Matt Padgett, OF	5	Florida Marlins
	Matt White, P	15	Cleveland Indians
	Scott Clackum, P	FA	Florida Marlins
1999	Mike Paradis, P	1	Baltimore Orioles
	Chris Heck, P	5	San Diego Padres
	Brian Adams, P	*11	San Diego Padres
	Doug Roper, SS/P	26	Toronto Blue Jays
	Ryan Mottl, P	*27	Texas Rangers
	Kurt Bultmann, 2B	34	Pittsburgh Pirates
2000	Patrick Boyd, OF	*4	Pittsburgh Pirates
	Ryan Mottl, P	6	Cincinnati Reds
	Scott Berney, P	18	Colorado Rockies
	Mike Calitri, INF	FA	Cincinnati Reds
	Justin Lombardi, P	FA	Florida Marlins
	Henri Stanley, OF	FA	Houston Astros
	Justin Singleton, OF/INF	FA	Toronto Blue Jays

First-Round Draft Picks

Year	Player	Pos.	Team
1968	John Curtis	LHP	Red Sox
1975	Denny Walling	OF	Athletics
1979	Mike Sullivan	P	Reds
1987	Bill Spiers	SS	Brewers
1995	David Miller	1B	Indians
1996	Kris Benson	RHP	Pirates
1996	Billy Koch	RHP	Jays
1997	Matthew LeCroy	C	Twins
1999	Mike Paradis	RHP	Orioles
2002	Khalil Greene	SS	Padres
2004	Tyler Lumsden	LHP	White Sox
2006	Tyler Colvin	OF	Cubs

Highest Draft Picks

Year	Player	Pick	Team
1996	Kris Benson	1	Pirates
1996	Billy Koch	4	Blue Jays
1987	Bill Spiers	13	Brewers
1999	Mike Paradis	13	Orioles
2002	Khalil Greene	13	Padres
2006	Tyler Colvin	13	Cubs
1979	Mike Sullivan	22	Reds
1995	Denny Miller	23	Indians

2001	Josh Cram, P	4	San Francisco Giants
	Patrick Boyd, OF	7	Texas Rangers
	Khalil Greene, SS	*14	Chicago Cubs
	Steve Reba, P	*16	Oakland A's
	Nick Glaser, P	FA	Philadelphia Phillies
	Ryan Riley, 2B	FA	Tampa Bay Devils
2002	Khalil Greene, SS	1	San Diego Padres
	Michael Johnson, 1B	2	San Diego Padres
	Jeff Baker, 3B	4	Colorado Rockies
	B.J. LaMura, P	5	Chicago White Sox
	Matt Henrie, P	7	Arizona Diamondbacks
	Jarrod Schmidt, OF	21	Cincinnati Reds
	Steve Reba, P	24	Colorado Rockies
	Ryan Childs, P	33	Baltimore Orioles
	Thomas Boozer, P	FA	Independent League
2003	Steven Jackson, P	*32	Cleveland Indians
	Kyle Frank, OF	FA	New York Yankees
	Paul Harrelson, P	FA	Colorado Rockies
	Steve Pyzik, C	FA	Atlanta Braves
	David Slevin, 2B	FA	New York Yankees
2004	Tyler Lumsden, P	*1	Chicago White Sox
	Collin Mahoney, P/C	4	Detroit Tigers
	Lou Santangelo, C	4	Houston Astros
	Brad McCann, 3B	6	Florida Marlins
	Steven Jackson, P	10	Arizona Diamondbacks
	Patrick Hogan, P	14	Florida Marlins
	Garrick Evans, OF	*25	Kansas City Royals
	Zane Green, OF	44	Chicago Cubs
	Tony Sipp, OF/P	45	Cleveland Indians
	Russell Triplett, SS	FA	New York Mets
2005	Kris Harvey, DH/P	2	Florida Marlins
	Robert Rohrbaugh, P	7	Seattle Mariners
	Jeff Hahn, P	35	Detroit Tigers
	Adrian Casanova, C	*44	Detroit Tigers
	Drew Fiorenza, P	*45	Cleveland Indians
2006	Tyler Colvin, OF	1	Chicago Cubs
	Jason Berken, P	6	Baltimore Orioles
	Josh Cribb, P	8	Kansas City Royals
	Steve Richard, P	8	Seattle Mariners
	Andy D'Alessio, 1B	*10	Los Angeles Dodgers
	Stephen Farris, P	12	San Diego Padres
	Drew Fiorenza, P	15	Seattle Mariners
	Herman Demmink, 3B	28	Philadelphia Phillies
	Marquez Smith, INF	*35	Chicago Cubs
	Adrian Casanova, C	40	Detroit Tigers

* - did not sign; \$ - secondary phase; # - drafted in January;
 ^ - supplemental pick between first and second rounds; Note:
 No draft prior to 1965; Major League players in **bold**.

Tigers in the Pros in 2006

C



Jeff Baker
OF • Rockies
Majors • Denver, CO
Clemson (2000-02)



Kris Benson
RHP • Orioles
Majors • Baltimore, MD
Clemson (1994-96)



Jason Berken
RHP • Orioles
High A • Aberdeen, MD
Clemson (2003,04,06)



Gary Burnham
1B • Phillies
AAA • Scranton, PA
Clemson (1994-97)



Adrian Casanova
C • Tigers
High A • Lakeland, FL
Clemson (2005,06)



Tyler Colvin
OF • Cubs
SS • Boise, ID
Clemson (2004-06)



Josh Cribb
RHP • Royals
R • Idaho Falls, ID
Clemson (2003-06)



Herman Demmink
3B • Phillies
R • Clearwater, FL
Clemson (2003-06)



Stephen Faris
RHP • Padres
SS • Eugene, OR
Clemson (2004-06)



Drew Fiorenza
RHP • Padres
SS • Eugene, OR
Clemson (2005,06)



Khalil Greene
SS • Padres
Majors • San Diego, CA
Clemson (1999-02)



Jeff Hahn
RHP • Tigers
High A • Lakeland, FL
Clemson (2002-05)



Kris Harvey
OF • Marlins
Low A • Greensboro, NC
Clemson (2003-05)



Mike Holtz
LHP • Red Sox
AAA • Pawtucket, RI
Clemson (1991-94)



Steven Jackson
RHP • Diamondbacks
AA • Kodak, TN
Clemson (2001-04)



Michael Johnson
1B • Padres
AA • Mobile, AL
Clemson (2000-03)



B.J. LaMura
RHP • Dodgers
AA • Jacksonville, FL
Clemson (2000-02)



Matthew LeCroy
1B • Nationals
Majors • Washington, D.C.
Clemson (1995-97)



Tyler Lumsden
LHP • Royals
AA • Wichita, KS
Clemson (2002-04)



Kevin Lynn
RHP • Devil Rays
Low A • Battle Creek, MI
Clemson (2000,01)



Brad McCann
3B • Marlins
High A • Jupiter, FL
Clemson (2003,04)



Matt Padgett
OF • Phillies
AA • Reading, PA
Clemson (1996-98)



Steve Pyzik
C • Braves
Low A • Myrtle Beach, SC
Clemson (2000-03)



Steve Richard
RHP • Mariners
Low A • Everett, WA
Clemson (2006)



Robert Rohrbaugh
LHP • Mariners
AA • San Antonio, TX
Clemson (2003-05)



Lou Santangelo
C • Astros
High A • Salem, VA
Clemson (2004)



Justin Singleton
OF • Blue Jays
AAA • Syracuse, NY
Clemson (1998-00)



Tony Sipp
LHP • Indians
AA • Akron, OH
Clemson (2004)



Henri Stanley
OF • Independent
Bridgewater, NJ
Clemson (1997-00)



Matt White
LHP • Phillies
AAA • Scranton, PA
Clemson (1996-98)

2007 CLEMSON BASEBALL



2006 ACC Standings

Atlantic Division										
ACC			Overall							
Rk	Team	W	L	Pct	Home	Road	W	L	Pct	Home
1.	* Clemson [^]	24	6	.800	15-0	9-6	53	16	.768	36-5
2.	* Florida State	16	13	.552	9-6	7-7	44	21	.677	28-9
	* N.C. State	16	13	.552	11-4	5-9	40	23	.635	24-7
	Wake Forest	16	13	.552	10-4	6-9	33	22	.600	19-6
5.	Boston College ^o	9	21	.300	6-9	3-12	28	25	.528	11-9
6.	Maryland	8	22	.267	3-9	5-13	26	30	.464	16-9

Coastal Division										
ACC			Overall							
Rk	Team	W	L	Pct	Home	Road	W	L	Pct	Home
1.	* North Carolina	22	8	.733	13-2	9-6	54	15	.783	38-4
2.	* Virginia	21	9	.700	13-2	8-7	47	15	.758	32-5
3.	* Georgia Tech	19	11	.633	11-4	8-7	50	18	.735	34-5
4.	* Miami (FL)	17	13	.567	7-8	10-5	42	24	.636	22-13
5.	Duke	6	24	.200	2-16	4-8	15	40	.273	11-26
6.	Virginia Tech	4	25	.138	4-10	0-15	20	33	.377	14-13

* - NCAA Tournament participant; ^ - ACC Tournament champion; ^o - had one non-conference home tie

Consistency. It is the mark of true excellence in any endeavor. However, in today's intercollegiate athletics, competition has become so balanced and so competitive that it is virtually impossible to maintain a high level of consistency.

Yet the Atlantic Coast Conference has defied the odds. Now in its 54th year, the ACC has long

enjoyed the reputation as one of the strongest and most competitive conferences in the nation. And that is not mere conjecture; the numbers support it.

Since the league's inception in 1953, ACC schools have captured 100 national championships, including 52 in women's competition and 48 in men's. In addition, NCAA individual titles have gone to ACC student-athletes 130 times in men's competition and 71 times in women's action.

Wake Forest won the ACC's first national baseball title in 1954. One of the league's newest members, Miami (FL), has claimed four national baseball titles (1982,85,99,01) over the past 25 years.

Last year, the ACC tied the league record with seven teams in NCAA Tournament play. It marked the fourth time in ACC history that at least six teams received a bid. Over the last 10 years, the current 12 ACC schools have made 65 NCAA Tournament appearances, winning 65 percent of their games (219-139) and making 16 trips to Omaha.

For the first time in league history, the ACC sent four teams to the 2006 College World Series. The ACC joined the SEC as the nation's only two conferences to have four teams represented in the eight-team field, as Clemson, Georgia Tech, Miami, and North Carolina all advanced to Omaha. It marked only the third time in the 60 years of the CWS that this feat has happened.

The 2006 ACC baseball postseason was one for the recordbooks. The ACC finished with the most wins (31) and the highest winning percentage (67.4) among the 29 other conferences competing in last year's NCAA Tournament.

The 2006 season also marked the first year of divisional play, as Clemson claimed the Atlantic Division title, while North Carolina won the Coastal Division. The Baseball Grounds of Jacksonville (FL) was the site of the 33rd ACC Tournament. The Tigers claimed their ninth ACC title with an 8-4 win over N.C. State in the championship game.

The ACC has consistently infused the Majors with talented players. The 12 ACC schools have had 531 players selected in the draft since 1994, including 47 first-round picks. Last year, the ACC had 50 student-athletes selected in the draft, including five in the first round, extending the ACC's streak of at least one student-athlete selected in the

first round to 15 consecutive years. The Tigers led all schools with 10 players picked in the 2006 draft.

The ACC was founded on May 8, 1953 at the Sedgefield Inn near Greensboro, NC with seven charter members - Clemson, Duke, Maryland, North Carolina, N.C. State, South Carolina, and Wake Forest - drawing up the conference by-laws.

The withdrawal of seven institutions from the Southern Conference came early on the morning of May 8, 1953 during the Southern Conference's annual spring meeting. On June 14, 1953, the seven members met in Raleigh, NC, where a set of by-laws were adopted, and the name became officially the Atlantic Coast Conference.

Duke's Eddie Cameron recommended that the name of the conference be the Atlantic Coast Conference, and the motion was passed unanimously. The meeting concluded with each member institution assessed \$200 to pay for the league's expenses.

On December 4, 1953, ACC officials met again at Sedgefield and officially admitted Virginia as the league's eighth member. The first and only withdrawal of a school from the ACC came on June 30, 1971, when South Carolina tendered its resignation.

The ACC operated with seven members until April 3, 1978, when Georgia Tech was admitted. The ACC expanded to nine members on July 1, 1991, with the addition of Florida State.

Exactly 12 years later to the day, the ACC announced that Miami and Virginia Tech would join the conference for the 2004-05 academic year. A few months later, Boston College was admitted as the 12th member. The Eagles, formerly of the Big East Conference, began athletic competition in 2005-06.

2006 All-ACC Team

First Team

Pos.	Player	Team	Cl.
C	Eddy Rodriguez	Miami (FL)	Jr.
1B	Andy D'Alessio	Clemson	Jr.
2B	Ramon Corona	N.C. State	So.
SS	Josh Horton	North Carolina	So.
3B	Matt Antonelli	Wake Forest	Jr.
OF	Matt Camp	N.C. State	Sr.
OF	Jay Cox	North Carolina	Jr.
OF	Jon Jay	Miami (FL)	Jr.
OF	Danny Payne	Georgia Tech	So.
OF	Shane Robinson	Florida State	Jr.
DH/UT	Tom Hagan	Virginia	Sr.
SP	Josh Cribb	Clemson	Sr.
SP	Sean Doolittle	Virginia	So.
SP	Bryan Henry	Florida State	Jr.
SP	Andrew Miller	North Carolina	Jr.
RP	Ben Hunter	Wake Forest	So.


Second Team

Pos.	Player	Team	Cl.
C	Caleb Mangum	N.C. State	Jr.
C	Matt Wieters	Georgia Tech	So.
1B	Aaron Bates	N.C. State	Jr.
1B	Allan Dykstra	Wake Forest	Fr.
2B	Jemile Weeks	Miami (FL)	Fr.
SS	Jonathan Diaz	N.C. State	Jr.
3B	Wes Hodges	Georgia Tech	Jr.
OF	Tyler Colvin	Clemson	Jr.
OF	Jeff Kindel	Georgia Tech	Sr.
OF	Brandon Marsh	Virginia	Jr.
DH/UT	Jon Still	N.C. State	Jr.
SP	Jason Berken	Clemson	Jr.
SP	Tyler Chambliss	Florida State	Jr.
SP	Jacob Thompson	Virginia	Fr.
SP	Robert Woodard	North Carolina	Jr.
RP	Chris Perez	Miami (FL)	Jr.

Player-of-the-Year:	Sean Doolittle	Virginia
Pitcher-of-the-Year:	Andrew Miller	North Carolina
Freshman-of-the-Year:	Allan Dykstra	Wake Forest
Coach-of-the-Year:	Jack Leggett	Clemson

School Affiliation History

- **Boston College** - Charter member of Big East Conference in 1979...joined the ACC in July, 2005.
- **Clemson** - Charter member of Southern Intercollegiate Athletic Association in 1894...charter member of Southern Conference in 1921 charter member of ACC in 1953.
- **Duke** - Joined Southern Conference in December, 1928...charter member of ACC in 1953.
- **Florida State** - Charter member of Dixie Conference in 1948...joined Metro Conference in July, 1976...joined ACC in July, 1991.
- **Georgia Tech** - Charter member of Southern Intercollegiate Athletic Association in 1894...charter member of Southern Conference in 1921...charter member of SEC in 1932...joined ACC in April, 1978.
- **Maryland** - Charter member of Southern Conference in 1921...charter member of ACC in 1953.
- **Miami (FL)** - Charter member of Big East Football Conference in 1991...joined ACC in July, 2004.
- **North Carolina** - Charter member of Southern Intercollegiate Athletic Association in 1894...charter member of Southern Conference in 1921...charter member of ACC in 1953.
- **N.C. State** - Charter member of Southern Conference in 1921...charter member of ACC in 1953.
- **Virginia** - Charter member of Southern Intercollegiate Athletic Association in 1894...charter member of Southern Conference in 1921...resigned from Southern Conference in December, 1936...joined ACC in December, 1953.
- **Virginia Tech** - Charter member of Southern Conference in 1921...withdrew from Southern Conference in June, 1965...charter member of Big East Football Conference in 1991...joined ACC in July, 2004.
- **Wake Forest** - Joined Southern Conference in February, 1936...charter member of ACC in 1953.



Bill Wilhelm

Head Coach, 1958-93
1,161 Career Wins
Six College World Series
11 ACC Championships



Batting Records

Games

Season:	*75 Seth Brizek, 1994
	*75 Mike Hampton, 1994
	*75 Shane Monahan, 1994
Career:	272 Khalil Greene, 1999-02

At-Bats

Game:	*9 Tony Masone at N.C. State, Apr. 6, 1979
	*9 Bert Heffernan vs. Fordham, May 26, 1988 (19 innings)
Season:	*330 Shane Monahan, 1994
Career:	*1,069 Khalil Greene, 1999-02

Hits

Inning:	*3 Robert Bonnette at N.C. State, (9th) Apr. 6, 1979
Game:	6 Joey Taylor vs. South Carolina, May 8, 1962
	6 Neil Simons vs. Georgia, Feb. 27, 1980
	6 Greg Guin at Georgia, Apr. 8, 1981
	6 Bob Paulling vs. Georgia Tech, Apr. 17, 1983
	6 Bert Heffernan vs. Auburn, Mar. 25, 1987
	6 Jerry Brooks vs. Charlotte, Feb. 24, 1988
	6 Chad Phillips vs. Maryland, Mar. 15, 1992
	6 Brad McCann vs. College of Charleston, May 12, 2004
Season:	*137 Shane Monahan, 1994
Career:	*403 Khalil Greene, 1999-02
Consecutive:	9 Bob Paulling vs. Georgia Tech (6) and Virginia (3), Apr. 17-20, 1983
Hitting Streak:	*41 Rusty Adkins, 1965,66

Doubles

Game:	3 Joey Taylor vs. South Carolina, May 8, 1962
	3 Pat Fitzsimmons vs. Wake Forest, Apr. 26, 1975
	3 Dave Caldwell vs. Arizona State, Jun. 10, 1977
	3 Tim Teufel vs. Western Carolina, Feb. 28, 1980
	3 Bert Heffernan vs. Auburn, Mar. 25, 1987
	3 Mike Couture at Coastal Carolina, Feb. 18, 1989
	3 Mike Lockhart vs. Davidson, Apr. 3, 1989
	3 Khalil Greene at Arkansas, May 29, 1999
	3 Khalil Greene at North Carolina, Apr. 1, 2000
	3 Russell Triplett at Old Dominion, Mar. 20, 2001
	3 Khalil Greene vs. South Carolina, Mar. 3, 2002
	3 Tyler Colvin vs. Florida State, May 3, 2004
	3 Tyler Colvin at N.C. State, Apr. 24, 2005
	3 Taylor Harbin vs. Miami (FL), May 21, 2005
	3 Marquez Smith vs. Florida State, May 12, 2006
Season:	33 Khalil Greene, 2002
Career:	*^95 Khalil Greene, 1999-02

Triples

Game:	*2 by many
Season:	11 Bill Spiers, 1987
Career:	21 Shane Monahan, 1993-95

Home Runs

Inning:	*2 Brooks Shumake vs. Maryland, Apr. 15, 1982 (1st)
----------------	---



Rusty Adkins' 41-game hitting streak that started in 1965 and ended in 1966 is still the longest in both Clemson and ACC history.

Game:	*2 Chuck Baldwin vs. Maryland, Mar. 27, 1986 (1st)
	*2 Kyle Frank at Maryland, Apr. 20, 2003 (2nd)
	3 Ray Mathews vs. Furman, May 1, 1950
	3 Bill Barnett vs. Furman, Apr. 22, 1953 (14 innings)
	3 Jack McCall vs. Georgia Tech, Apr. 14, 1964
	3 Denny Walling at Wake Forest, Apr. 19, 1975
	3 Neil Simons at N.C. State, Apr. 7, 1979
	3 Bob Paulling at Georgia, Apr. 6, 1983
	3 Steve Baucom at Charlotte, Mar. 31, 1987
	3 Chuck Baldwin at Maryland, May 5, 1987
	3 Shane Monahan at N.C. State, Apr. 11, 1993
	3 Jeff Baker vs. Winthrop, Apr. 3, 2002
	3 Taylor Harbin at N.C. State, Apr. 23, 2005
Season:	27 Khalil Greene, 2002
Career:	59 Jeff Baker, 2000-02

Extra Base Hits

Game:	5 Joey Taylor vs. South Carolina, May 8, 1962 (3 doubles, 2 home runs)
Season:	61 Khalil Greene, 2002 (33 doubles, 1 triple, 27 home runs)
Career:	154 Khalil Greene, 1999-02 (95 doubles, 7 triples, 52 home runs)

RBIs

Game:	10 Ray Mathews vs. Furman, May 1, 1950
	10 Neil Simons at N.C. State, Apr. 6, 1979
	10 Jerry Brooks vs. Charlotte, Feb. 24, 1988
Season:	91 Khalil Greene, 2002
Career:	276 Khalil Greene, 1999-02

Batting Average

Season:	.485 Dude Buchanan, 1941 (33 H, 68 AB) (min. 50 AB)
	.470 Khalil Greene, 2002 (134 H, 285 AB) (min. 100 AB)
	.470 Khalil Greene, 2002 (134 H, 285 AB) (min. 150 AB)
Career:	.421 Denny Walling, 1975 (59 H, 140 AB) (min. 100 AB)
	.402 Dude Buchanan, 1939-41 (74 H, 184 AB) (min. 150 AB)
	.394 Shane Monahan, 1993-95 (337 H, 856 AB) (min. 500 AB)
	.394 Shane Monahan, 1993-95 (337 H, 856 AB) (min. 700 AB)

Slugging Percentage

Season:	.877 Khalil Greene, 2002 (250 TB, 285 AB) (min. 50 AB, 100 AB, & 150 AB)
Career:	.807 Denny Walling, 1975 (113 TB, 140 AB) (min. 100 AB)
	.668 Tim Teufel, 1979,80 (244 TB, 365 AB) (min. 300 AB)
	.636 Michael Johnson, 2000-03 (509 TB, 800 AB) (min. 500 AB)

Total Bases

Game:	16 Taylor Harbin at N.C. State, Apr. 23, 2005 (1 1B, 1 3B, 3 HR)
Season:	*250 Khalil Greene, 2002 (73 1B, 33 2B, 1 3B, 27 HR)
Career:	668 Khalil Greene, 1999-02 (249 1B, 95 2B, 7 3B, 52 HR)

Runs Scored

Game:	*7 Dave Buffamoyer at N.C. State, Apr. 6, 1979
Season:	97 Shane Monahan, 1994
Career:	285 Bert Heffernan, 1982-85

Stolen Bases

Game:	5 Fred Knoebel vs. Furman, Apr. 26, 1950
	*5 Mike Couture vs. N.C. State, May 6, 1989
Season:	47 Henry Threadgill, 1989 (54 attempts)
	47 Kevin Northrup, 1992 (55 attempts)
Career:	85 Henry Threadgill, 1986-89 (102 attempts)
	85 Mike Couture, 1987-90 (107 attempts)

Sacrifice Bunts

Game:	2 by many
Season:	21 Brad Chalk, 2006
Career:	36 Brad Chalk, 2005,06

Sacrifice Flies

Game:	2 by many
Season:	11 Keith Williams, 1993
Career:	*20 Matthew LeCroy, 1995-97
	*20 Khalil Greene, 1999-02

Hit-By-Pitch

Game:	3 Khalil Greene vs. New York Tech, Mar. 30, 2001
Season:	21 Khalil Greene, 2001
Career:	58 Khalil Greene, 1999-02

Walks

Game:	5 by many
Season:	64 Jason Harris, 1999
	64 Henri Stanley, 1999
Career:	207 Bert Heffernan, 1985-88

Walks Per At Bat

Season:	1/2.93 Brian Ellis, 1998
Career:	1/3.85 Kurt Seibert, 1974-76

* - ACC record; ^ - NCAA record

Pitching Records

C

Games		
Season:	33	Scott Winchester, 1995
	33	Nick Glaser, 2000
	33	Daniel Moskos, 2006
Career:	98	Matt Addison, 1997-00

Starts		
Season:	19	Brian Barnes, 1988
	19	Brian Barnes, 1989
	19	Jason Dawsey, 1995
	19	Kris Benson, 1996
	19	Ryan Mottl, 2000
	19	Steve Reba, 2002
Career:	68	Ryan Mottl, 1997-00

Complete Games		
Season:	11	Chuck Porter, 1976
Career:	26	Rusty Gerhardt, 1969-72

Shutouts		
Season:	*4	Ron Musselman, 1976
	*4	Kris Benson, 1996
Career:	6	Ron Musselman, 1976,77

Wins		
Season:	*16	Brian Barnes, 1989
Consecutive:	15	Kris Benson, 1995,96
	12	Chuck Porter, 1976
	12	Ron Musselman, 1977
	12	Jason Angel, 1991
Career:	*44	Brian Barnes, 1986-89

Winning Percentage		
Season:	1.000	Chuck Porter, 1976 (12-0)
Career:	.944	Mike Kimbrell, 1988-91 (17-1)

Innings Pitched		
Game:	*16.0	Chuck Porter vs. Virginia, Apr. 19, 1974
Season:	156.0	Kris Benson, 1996

Career: *475.1 Brian Barnes, 1986-89

ERA		
Season:	0.79	Billy O'Dell, 1954 (8 ER, 91.1 IP)
Career:	1.51	Billy O'Dell, 1952-54 (37 ER, 219.2 IP) (min. 100 IP)

Strikeouts		
Game:	21	Billy O'Dell vs. South Carolina, Apr. 4, 1952
	20	Joe Hazle at The Citadel, Apr. 18, 1947
	18	Billy O'Dell vs. Furman, Apr. 23, 1952
	18	Brian Barnes vs. Appalachian State, Mar. 6, 1988
	18	Brian Barnes vs. Old Dominion, Mar. 7, 1989
	17	Harold Stowe vs. Florida, Jun. 9, 1958
	17	Damon Vincent vs. Wake Forest, May 14, 1962
	17	Brian Barnes vs. South Carolina, Mar. 31, 1989
	17	Brian Barnes vs. Wake Forest, Mar. 19, 1989
	17	Kris Benson vs. Virginia Tech, Mar. 10, 1996

Season:	*208	Brian Barnes, 1989
Career:	*513	Brian Barnes, 1986-89

Strikeouts Per Nine Innings		
Game:	21.0	Billy O'Dell vs. South Carolina, Apr. 4, 1952
Season:	13.4	Billy O'Dell, 1953 (108 K, 72.1 IP) (min. 50 IP)
Career:	12.3	Billy O'Dell, 1952-54 (300 K, 219.2 IP) (min. 100 IP)

Strikeout-to-Walk Ratio		
Season:	7.56	Kris Benson, 1996 (204 K, 27 BB)
Career:	4.51	Kris Benson, 1994-96 (356 K, 79 BB)

No-Hitters

Date	Player(s)	Opponent	Score
4-12-1913	Doc Ezell	Erskine	5-0
4-29-1916	Elmer Long	Virginia Military	2-0
4-17-1924	Lefty Smith	South Carolina	6-0
3-29-1946	Joe Landrum	Erskine	6-0
5-8-1953	Billy O'Dell	South Carolina	2-0
5-6-1967	Nelson Gibson Charlie Watson	Georgia Tech	3-0
4-17-1971	Dave Van Volkenburg	# Florida State	11-0
3-6-1973	Lindsay Graham	^ Maryland	3-0
4-17-1976	Ron Musselman	Virginia	9-0
3-17-1977	Brian Snyder	North Carolina-Wilmington	8-0
3-10-1980	Mike Brown	*# North Carolina-Wilmington	2-0
3-5-1982	Jeff Gilbert	Western Carolina	5-0
3-6-1984	Scott Parrish	# The Citadel	6-0

* - perfect game; # - seven-inning game; ^ - eight-inning game

Fewest Hits Per Nine Innings		
Season:	3.11	Billy O'Dell, 1953 (25 H, 72.1 IP)
Career:	5.29	Billy O'Dell, 1952-54 (129 H, 219.2 IP)

Fewest Walks Per Nine Innings		
Season:	1.17	Phillip Lowery, 1987 (7 BB, 53.2 IP)
Career:	1.71	Phillip Lowery, 1986-88 (32 BB, 168.2 IP)

Saves		
Season:	15	Nick Glaser, 2000
Career:	34	Scott Winchester, 1993-95

Batters Faced		
Season:	606	Kris Benson, 1996
Career:	2,052	Brian Barnes, 1986-89

* - ACC record



Damon Vincent struck out 17 batters in Clemson's 6-0 victory over Wake Forest in Belmont, NC on May 14, 1962. It is still tied for the most strikeouts by a Tiger against an ACC team in school history.



Nick Glaser totaled a school-record 15 saves in Clemson's 2000 College World Series season. He also tied a school record with 33 appearances, a mark tied by current Tiger Daniel Moskos in 2006.




Yearly Batting & Fielding

Year	W-L-T	G	AB	R	H	2B	3B	HR	TB	RBI	SH	SF	HP	SB	BB	SO	Bat. Avg.	Slug. Pct.	Fielding PO	A	E	DP	Pct.
1939	10-7	17	539	85	140	20	7	8	198	52	---	---	---	18	---	---	.259	.367	445	185	45	9	.933
1940	11-2-2	15	499	141	139	14	13	5	194	---	---	---	---	16	---	---	.279	.389	401	177	56	8	.912
1941	10-6	16	598	139	173	27	8	16	264	107	---	---	---	21	---	---	.289	.441	417	180	45	11	.930
1942	8-8	16	611	130	190	21	7	9	252	---	---	---	---	31	71	62	.311	.412	439	157	63	11	.904
1943	12-3	15	512	168	168	22	11	14	254	---	---	---	---	50	---	---	.328	.496	397	165	46	8	.924
1944																							
1945	7-5	12	402	81	83	9	3	4	110	---	---	---	---	15	61	67	.206	.274	295	127	38	4	.917
1946	12-5	17	639	125	166	23	9	5	222	85	---	---	---	15	79	90	.260	.347	476	235	65	5	.916
1947	24-5	29	975	244	252	48	11	15	367	157	---	---	---	40	155	123	.258	.376	---	---	78	---	---
1948	14-12-1	27	968	148	241	33	9	20	352	114	---	---	---	51	72	144	.249	.364	---	---	79	---	---
1949	11-12	23	895	180	276	47	13	27	430	155	---	---	---	24	---	---	.308	.480	---	---	65	---	---
1950	20-11	31	1162	277	340	45	13	32	507	235	---	---	---	92	---	---	.293	.436	---	---	83	---	---
1951	16-6	22	758	177	215	33	9	15	311	116	---	---	---	75	98	60	.284	.410	---	---	57	---	---
1952	10-12	22	669	145	191	37	5	16	286	133	2	---	---	8	92	83	.286	.428	---	---	75	---	---
1953	11-6	17	583	111	153	30	6	13	234	94	10	---	---	6	15	56	.263	.401	440	161	57	5	.913
1954	14-10	24	824	155	210	23	12	25	332	130	14	---	---	10	38	126	.255	.403	624	231	66	13	.928
1955	7-11	18	627	100	176	28	6	13	255	80	5	---	---	8	9	75	.281	.407	464	189	66	10	.908
1956	4-14	18	625	104	152	13	8	19	238	93	11	---	---	8	---	---	.243	.381	478	178	68	7	.897
1957	6-12	18	602	70	131	15	5	5	173	57	3	1	---	5	68	109	.216	.287	465	183	48	---	.931
1958	22-8	30	1057	211	289	47	10	13	395	181	18	12	---	18	133	170	.273	.374	795	313	71	18	.940
1959	24-8	32	1107	223	302	38	22	17	435	184	12	15	12	45	191	173	.273	.393	860	308	70	21	.940
1960	11-10-1	22	786	152	228	32	15	20	350	132	6	11	14	23	111	107	.290	.445	583	262	55	28	.939
1961	12-11	23	793	182	230	40	8	16	334	161	4	14	17	11	154	154	.290	.421	577	245	50	17	.943
1962	17-8	25	905	215	282	42	7	49	458	182	6	7	8	21	130	141	.313	.508	645	321	43	29	.957
1963	15-11	26	953	185	269	34	14	22	397	160	8	9	8	27	140	143	.282	.417	694	271	57	29	.944
1964	13-13	26	903	174	251	34	15	26	393	151	6	11	15	13	126	170	.278	.435	692	306	48	12	.954
1965	18-10-2	30	1028	190	298	51	16	26	459	166	8	15	9	24	122	166	.289	.446	771	295	62	22	.945
1966	20-7-2	29	1048	264	336	49	18	35	526	230	2	15	13	36	159	169	.321	.502	764	309	47	30	.958
1967	29-9	38	1269	206	335	55	17	20	484	178	7	14	14	42	168	224	.264	.381	1005	387	55	35	.962
1968	27-14	41	1243	189	291	39	15	21	423	158	7	8	24	24	169	255	.234	.340	976	433	76	33	.949
1969	27-17-2	46	1495	332	427	60	25	43	666	275	8	17	11	44	256	277	.286	.455	1104	428	90	43	.945
1970	32-16	48	1447	243	364	54	31	21	543	197	22	16	28	47	214	251	.252	.371	1145	456	81	29	.952
1971	27-14	41	1357	199	343	52	20	18	489	168	11	11	15	30	201	275	.253	.360	1068	399	84	21	.946
1972	19-14	33	1079	161	282	42	14	17	403	140	15	5	21	19	141	214	.261	.374	827	346	55	20	.955
1973	24-16	40	1254	200	325	46	14	29	486	180	12	11	15	20	160	175	.259	.388	987	397	68	31	.953
1974	23-15	38	1355	254	393	72	16	26	575	228	10	18	18	31	203	163	.290	.424	1018	480	87	45	.945
1975	33-10	43	1422	306	405	75	14	32	604	257	6	21	16	88	226	209	.285	.425	1095	417	61	32	.961
1976	36-15	51	1802	327	496	79	28	39	748	288	16	27	32	50	267	240	.275	.415	1394	602	68	68	.967
1977	42-10	52	1776	403	548	99	22	43	820	345	20	24	15	75	307	222	.309	.462	1340	583	66	60	.967
1978	39-14	53	1699	378	504	93	23	43	772	320	29	12	10	143	294	217	.297	.454	1300	561	84	30	.957
1979	40-15	55	1906	457	586	104	20	82	976	412	20	22	11	102	293	233	.307	.512	1415	552	104	31	.950
1980	38-21	59	1996	384	581	104	19	46	861	348	13	17	23	117	287	196	.291	.431	1540	688	106	49	.955
1981	34-24	58	2098	405	601	129	18	57	937	365	11	28	12	73	290	325	.287	.447	1550	701	107	48	.955
1982	37-22	59	2133	482	637	129	18	64	994	415	5	22	16	103	334	302	.299	.466	1559	730	101	54	.958
1983	30-20-1	51	1756	331	505	88	14	44	753	294	11	17	17	92	243	294	.288	.429	1320	613	85	53	.958
1984	38-17	55	1856	384	539	86	20	48	809	342	15	26	21	78	297	331	.290	.436	1425	673	90	61	.959
1985	36-30-1	67	2333	469	719	131	25	77	1131	418	15	39	45	114	298	369	.308	.485	1704	777	135	60	.948
1986	42-21	63	2384	550	771	146	39	80	1235	490	4	32	19	129	323	301	.323	.518	1696	780	113	70	.956
1987	54-14-1	69	2408	580	770	140	33	66	1174	516	6	38	29	123	318	337	.320	.488	1769	787	96	74	.964
1988	54-14	68	2398	564	757	160	24	82	1208	477	3	37	41	188	304	325	.316	.504	1795	742	98	65	.963
1989	50-20	70	2406	503	679	143	26	57	1046	453	14	38	41	163	397	446	.282	.435	1875	702	109	59	.959
1990	43-23	66	2287	524	696	120	27	75	1095	459	16	37	42	119	310	379	.304	.479	1709	697	99	46	.960
1991	60-10	70	2562	698	874	189	33	111	1462	622	23	46	40	94	382	455	.341	.571	1847	790	117	61	.958
1992	50-14	64	2240	481	687	135	27	35	981	411	27	27	38	131	303	307	.307	.438	1701	717	89	56	.964
1993	45-20	65	2302	482	719	143	29	54	1082	419	20	41	49	71	258	355	.312	.470	1723	713	113	58	.956
1994	57-18	75	2639	514	774	145	27	48	1117	441	28	40	67	115	386	394	.293	.423	2067	818	117	60	.961
1995	54-14	68	2419	570	767	143	31	75	1197	481	35	31	57	88	344	405	.317	.495	1830	751	96	81	.964
1996	51-17	68	2320	473	682	145	17	64	1050	427	36	37	54	63	364	452	.294	.453	1847	748	95	51	.965
1997	41-23	64	2310	565	725	141	11	95	1173	509	18	28	59	51	369	426	.314	.508	1705	697	100	56	.960
1998	43-16	59	2102	529	686	133	16	64	1043	473	36	30	36	82	388	407	.326	.496	1589	703	83	41	.965
1999	42-27	69	2436	612	746	169	11	72	1153	550	36	31	47	121	463	507	.306	.473	1843	778	100	75	.963
2000	51-18	69	2387	516	725	141	28	37	1033	458	47	26	65	112	319	432	.304	.433	1852	801	86	62	.969
2001	41-22	63	2276	486	694	138	11	85	1109	439	38	28	69	97	239	379	.305	.487	1691	719	79	55	.968
2002	54-17	71	2535	581	821	157	18	112	1350	522	26	23	67	91	322	447	.324	.533	1907	826	82	78	.971
2003	39-22	61	2178	408	672	122	5	54	966	375	26	24	43	35	243	411	.309	.444	1626	755	76	68	.969
2004	39-26	65	2308	446	68																		

Yearly Pitching

Year	W-L	Saves	CG	SHO	IP	H	H/9 IP	R	ER	ERA	SO	SO/9 IP	BB	SO/BB
1953	11-6	---	7	3	149.0	93	5.62	79	39	2.36	159	9.60	77	2.06
1954	14-10	---	14	3	207.0	183	7.96	112	67	2.91	178	7.96	83	2.14
1955	7-11	---	9	0	160.0	---	---	---	---	---	113	6.62	75	1.51
1956	4-14	---	8	0	163.0	182	10.05	94	94	5.20	97	5.36	113	0.86
1957	6-12	---	9	1	155.0	157	9.12	91	75	4.35	91	5.28	58	1.57
1958	22-8	---	13	0	265.0	255	8.66	146	109	3.69	223	7.57	130	1.72
1959	24-8	---	9	3	286.2	195	6.12	111	76	2.39	276	8.67	122	2.26
1960	11-10-1	---	4	2	194.0	196	9.14	118	85	3.94	116	5.38	84	1.38
1961	12-11	---	10	1	192.1	187	8.76	134	100	4.68	129	6.04	126	1.02
1962	17-8	---	10	1	215.0	220	9.21	143	111	4.65	140	5.86	123	1.14
1963	15-9	---	5	0	231.1	226	8.79	161	113	4.40	181	7.04	138	1.31
1964	13-13	---	11	1	230.2	222	8.66	144	98	3.82	159	6.20	109	1.46
1965	18-10-2	---	11	4	257.0	220	7.70	125	88	3.08	238	8.33	131	1.82
1966	20-7-2	---	5	2	254.2	216	7.63	142	107	3.78	203	7.17	157	1.29
1967	29-9	---	8	7	335.0	244	6.56	103	78	2.16	268	7.20	135	1.99
1968	27-14	---	15	6	325.1	258	6.34	140	89	2.46	238	6.58	131	1.82
1969	27-12-2	---	14	2	368.0	332	8.12	232	176	4.30	293	7.17	227	1.29
1970	36-12	---	17	5	381.2	297	7.00	161	120	2.83	288	6.79	197	1.46
1971	27-14	---	12	4	356.0	295	7.46	154	117	2.96	307	7.76	142	2.16
1972	19-14	---	12	8	275.2	230	7.51	114	89	2.91	184	6.00	126	1.46
1973	24-16	8	8	6	329.0	262	7.17	167	126	3.45	242	6.62	168	1.44
1974	23-15	4	12	5	339.1	293	7.77	156	111	2.94	183	4.85	166	1.10
1975	33-10	13	14	4	365.0	277	6.83	133	100	2.47	253	6.24	183	1.38
1976	36-15	9	27	7	464.2	401	7.77	213	163	3.16	303	5.87	177	1.71
1977	42-10	13	19	11	446.2	409	8.24	209	166	3.34	309	6.23	210	1.47
1978	39-14	10	20	5	433.1	405	8.41	215	166	3.45	307	6.38	166	1.85
1979	40-15	10	14	5	471.2	437	8.34	255	184	3.51	353	6.74	203	1.74
1980	38-21	12	15	9	513.1	442	7.75	254	197	3.45	340	5.96	219	1.55
1981	34-24	9	15	4	516.2	537	9.35	328	265	4.62	255	4.44	237	1.08
1982	37-22	10	16	5	519.2	530	9.18	281	220	3.81	284	4.92	219	1.30
1983	30-20-1	11	4	5	440.0	387	7.92	223	170	3.48	251	5.13	221	1.14
1984	38-17	9	14	6	475.0	418	7.92	209	158	2.99	289	5.48	192	1.51
1985	36-30-1	10	18	4	567.2	639	10.13	426	329	5.18	337	5.34	317	1.06
1986	42-21	12	6	1	565.1	568	9.04	374	300	4.78	299	4.76	317	0.94
1987	54-14-1	16	17	6	589.2	570	8.67	315	248	3.79	399	6.09	290	1.38
1988	54-14	19	12	3	598.1	545	8.20	307	246	3.70	489	7.36	261	1.87
1989	50-20	17	12	6	625.0	531	7.65	293	224	3.22	626	9.01	297	2.11
1990	43-23	10	11	4	569.0	537	8.49	320	260	4.11	480	7.59	267	1.80
1991	60-10	12	9	4	615.2	577	8.43	313	251	3.67	480	7.01	262	1.83
1992	50-14	14	6	8	567.1	484	7.68	222	180	2.86	463	7.34	221	2.10
1993	45-20	15	4	1	574.1	603	9.45	332	265	4.15	450	7.05	223	2.02
1994	57-18	18	3	3	689.0	649	8.48	346	265	3.46	626	8.18	249	2.51
1995	54-14	17	4	8	610.0	504	7.43	287	219	3.23	591	8.72	242	2.44
1996	51-17	10	12	10	615.2	494	7.22	254	207	3.03	663	9.69	210	3.16
1997	41-23	12	5	1	568.1	701	11.10	475	401	6.35	474	7.51	295	1.61
1998	43-16	12	2	3	531.0	501	8.49	302	252	4.27	465	7.88	222	2.09
1999	42-27	9	1	1	614.1	726	10.64	480	397	5.82	538	7.88	318	1.69
2000	51-18	21	3	6	617.1	618	9.01	323	274	3.99	438	6.39	257	1.70
2001	41-22	10	3	5	563.2	584	9.34	319	259	4.14	482	7.71	212	2.27
2002	54-17	26	1	4	635.2	652	9.23	350	296	4.19	520	7.36	236	2.20
2003	39-22	11	1	5	542.0	567	9.42	325	255	4.23	410	6.81	210	1.95
2004	39-26	15	1	3	580.1	592	9.18	330	283	4.39	525	8.14	221	2.38
2005	43-23	9	6	4	587.2	608	9.31	298	257	3.94	500	7.66	223	2.24
2006	53-16	17	2	6	615.0	558	8.17	277	223	3.26	550	8.05	211	2.61

Note: **Bolded** figures denote Clemson single-season high.



Clemson's four predominant pitchers in 1967, Laval Johnson (far left), Pete Myers (middle left), Bill Parmer (middle right), and Charlie Watson (far right), led the team to a 29-9 record, the ACC title, a #7 final ranking by Collegiate Baseball, and a school-record 2.16 ERA.



Team Records

Batting

At-Bats

Inning:	*22	vs. N.C. State, Apr. 6, 1979 (9th)
Game:	*73	vs. Fordham, May 26, 1988 (19 innings)
Both Teams:	135	vs. Fordham, May 26, 1988 (Clemson 70, Fordham 65) (19 innings)
	125	vs. Georgia Southern, Apr. 21, 1996 (Georgia Southern 64, Clemson 61) (18 innings)
Season:	*2,639	1994

Hits

Inning:	12	at N.C. State, Apr. 6, 1979 (9th)
	12	vs. Maryland, Mar. 21, 1998 (3rd)
Game:	29	vs. Auburn, May 8, 1982
Both Teams:	48	vs. Auburn, May 8, 1982 (Clemson 29, Auburn 19)
Season:	*874	1991

Doubles

Game:	10	vs. Coastal Carolina, Feb. 18, 1989
Both Teams:	12	vs. Auburn, May 8, 1982 (Clemson 7, Auburn 5)
Season:	*189	1991

Triples

Game:	*5	vs. Duke, Apr. 6, 1986
Both Teams:	*7	vs. Howard, Apr. 8, 1978 (Clemson 4, Howard 3)
Season:	*39	1986

Home Runs

Inning:	*5	vs. South Carolina, May 8, 1962 (6th)
Game:	8	vs. South Carolina, May 8, 1962
Both Teams:	11	vs. South Carolina, May 8, 1962 (Clemson 8, South Carolina 3)
Season:	112	2002

RBIs

Game:	*37	at N.C. State, Apr. 6, 1979
Both Teams:	*52	vs. South Carolina, Apr. 23, 1997 (South Carolina 36, Clemson 16)
Season:	*622	1991

Batting Average

Game:	.522	vs. Georgia Southern, Mar. 12, 2002 (23 H, 44 AB)
Season:	.341	1991 (874 H, 2,562 AB)

Total Bases

Game:	56	vs. South Carolina, May 8, 1962 (12 1B, 6 2B, 8 HR)
Both Teams:	*94	vs. South Carolina, May 8, 1962 (22 1B, 11 2B, 2 3B, 11 HR)
Season:	*1,462	1991

Winning Streaks

Rk	WS	First Opponent	Score	Date	Ended By	Score	Date
1.	26	Columbus ⁽¹⁾	12-2	2-26-1977	South Carolina	1-2	3-28-1977
2.	25	Texas-Arlington	18-0	2-18-1995	South Carolina	2-4	3-28-1995
3.	21	Ohio State ⁽²⁾	4-3	3-26-1988	South Carolina	7-11	4-23-1988
4.	17	Eastern Kentucky ⁽¹⁾	7-0	2-16-1992	Maryland	9-10	3-15-1992
	17	Boston College ⁽²⁾	4-1	4-22-2006	+ Georgia Tech ⁽¹⁾	7-8	5-27-2006
6.	15	Charlotte	23-6	2-24-1988	% Brigham Young	2-9	3-15-1992
	15	Maine	7-3	2-23-1996	Duke ⁽¹⁾	4-7	3-16-1996
8.	14	Seton Hall	7-5	3-28-1989	Maryland ⁽¹⁾	4-5	4-16-1989
	14	Winthrop	5-4	3-4-2003	Western Carolina	5-9	3-25-2003
10.	13	Tennessee	6-3	5-9-1991	! Creighton	4-8	6-1-1991
	13	Auburn	7-4	2-22-2002	South Alabama	4-6	3-16-2002
	13	South Alabama	11-3	3-17-2002	N.C. State	0-3	4-6-2002

+ - Jacksonville, FL; % - Fresno, CA; ! - Omaha, NE

Runs Scored

Inning:	*19	vs. Maryland, Mar. 21, 1998 (3rd)
Game:	*41	at N.C. State, Apr. 6, 1979
Both Teams:	*54	vs. South Carolina, Apr. 23, 1997 (South Carolina 38, Clemson 16)
Season:	*698	1991

Highest Run Margin

Game:	+32	at N.C. State, Apr. 6, 1979 (41-9 score)
Season:	+385	1991 (698 Clemson runs, 313 opponent runs)
Per Game:	+5.5	1991

Lowest Run Margin

Game:	-23	at Georgia, Apr. 4, 1939 (27-4 final score)
Season:	-70	1956 (172 opponent runs, 102 Clemson runs)
Per Game:	-3.5	1956

Stolen Bases

Game:	12	vs. The Citadel, Apr. 21, 1950
Season:	*188	1988
Per Game:	*2.8	1978

Pitching

Innings Pitched

Game:	19	vs. Fordham, May 26, 1988
Season:	*689.0	1994

Fewest Hits Allowed

Game:	0	vs. many (13) (last vs. The Citadel, Mar. 6, 1984)
Season:	93	1953
Per 9 IP:	5.62	1953 (93 H, 149.0 IP)

Fewest Runs Allowed

Game:	0	many times
Season:	79	1953
Per Game:	2.71	1967

Fewest Earned Runs Allowed

Game:	0	many times
Season:	39	1953
Per Game:	2.05	1967

Strikeouts

Game:	21	vs. South Carolina, Apr. 4, 1952
Season:	663	1996
Per 9 IP:	9.69	1996

Fewest Walks

Game:	0	many times
Season:	58	1957
Per 9 IP:	3.07	1996

Fielding

Errors

Game:	12	vs. Georgia, Apr. 6, 1946
Both Teams:	18	vs. Georgia, Apr. 6, 1946
Season:	135	1985

Fielding Percentage

Game:	1.000	many times
Season:	.972	2006 (73 errors, 2,652 chances)

Double Plays

Game:	*6	vs. New Orleans, May 21, 1989
	*6	vs. Georgia, Apr. 5, 1995
Both Teams:	8	vs. North Carolina-Wilmington, Feb. 27, 1988 (Clemson 4, North Carolina-Wilmington 4)
Season:	81	1995

Triple Plays

Game:	1	vs. many (last vs. George Mason, Feb. 26, 1995)
Season:	1	1955, 1971, 1995

Miscellaneous Single-Season Records

Games:	*75	1994
Consecutive Games Scoring a Run:	232	Apr. 24, 1984 - May 4, 1986
Wins:	*60	1991
Consecutive Wins:	*26	1977
Winning Percentage:	*85.7	1991 (60-10)
Slugging Percentage:	.571	1991 (1,462 TB, 2,562 AB)
Runners Left on Base:	*610	1999
Complete Games:	27	1976
Pitching Shutouts:	*11	1977
ERA:	2.16	1967 (78 ER, 335 IP)
Strikeout-to-Walk Ratio:	3.16:1	1996 (663 K, 210 BB)
Saves:	*26	2002

* - ACC record



The 1991 Tigers hold the school record for hits, batting average, and runs scored in a season.

Season Bests

C

Batting

Games			
Rk	Player	Year	GP
1.	Seth Brizek	1994	75
	Mike Hampton	1994	75
	Shane Monahan	1994	75
4.	David Miller	1994	71
	Andy Monin	1994	71
	Khalil Greene	2002	71
	Michael Johnson	2002	71
8.	Kyle Frank	2002	70
9.	Steve Baucom	1987	69
	Mike Couture	1989	69
	Henry Threadgill	1989	69
	Eric Macrina	1991	69
	Khalil Greene	1999	69
	Jason Harris	1999	69
	Henri Stanley	1999	69
	Patrick Boyd	2000	69
	Khalil Greene	2000	69
	Casey Stone	2000	69
	Adrian Casanova	2006	69
	Tyler Colvin	2006	69
	Andy D'Alessio	2006	69
	Herman Demmink	2006	69

At-Bats			
Rk	Player	Year	AB
1.	Shane Monahan	1994	330
2.	Chuck Baldwin	1986	289
3.	David Miller	1994	288
4.	Seth Brizek	1994	287
	Mike Hampton	1994	287
6.	Khalil Greene	2002	285
7.	Jerry Brooks	1988	284
	Kyle Frank	2002	284
9.	Henry Threadgill	1989	283
10.	Tyler Colvin	2006	281

Hits			
Rk	Player	Year	Hits
1.	Shane Monahan	1994	137
2.	Khalil Greene	2002	134
3.	Mike Hampton	1994	109
4.	Chuck Baldwin	1986	107
5.	Jerry Brooks	1988	106
	Shane Monahan	1995	106
7.	Gary Burnham	1997	104
8.	David Miller	1995	103
	Casey Stone	2001	103
10.	Brian Kowitz	1990	102

Multiple-Hit Games

Rk	Player	Year	GP	MHG
1.	Shane Monahan	1994	75	46
2.	Khalil Greene	2002	71	42
3.	Chuck Baldwin	1986	63	37
4.	Mike Hampton	1994	75	34

David Miller	1995	68	34
6. Shane Monahan	1995	68	33
7. Khalil Greene	1999	69	31
8. Jerry Brooks	1988	68	30
	Mike Milchin	1988	30
	Brian Kowitz	1990	30
	Gary Burnham	1997	30
	Patrick Boyd	1999	30
	Casey Stone	2001	30

Singles

Rk	Player	Year	GP	1B
1.	Shane Monahan	1994	75	94
2.	Casey Stone	2000	69	82
	Casey Stone	2001	60	82
4.	Mike Hampton	1994	75	73
	Khalil Greene	2002	71	73
6.	David Miller	1994	71	72
	Eric DeMoura	1997	63	72
8.	Brian Kowitz	1990	66	71
	Brad Chalk	2006	68	71
10.	David Miller	1995	68	70
	Kyle Frank	2002	70	70

Doubles

Rk	Player	Year	GP	2B
1.	Khalil Greene	2002	71	33
2.	Kurt Bultmann	1997	60	31
3.	Taylor Harbin	2005	66	28
4.	Gary Burnham	1995	66	27
5.	Billy McMillon	1991	65	26
6.	Gary Burnham	1996	68	24
	Khalil Greene	2000	69	24
8.	Chuck Baldwin	1986	63	23
	Kevin Northrup	1992	64	23
	Shane Monahan	1994	75	23
	Gary Burnham	1997	64	23
	Kurt Bultmann	1999	68	23

Triples

Rk	Player	Year	GP	3B
1.	Bill Spiers	1987	64	11
2.	David Miller	1995	68	10
3.	Kevin Northrup	1991	67	9
	Shane Monahan	1994	75	9
5.	Don Russell	1969	46	8
	Dave Caldwell	1976	50	8
	Shawn Satterfield	1992	55	8
8.	Rusty Adkins	1967	38	7
	Shane Monahan	1993	65	7
	Ryan Riley	2000	55	7

Home Runs

Rk	Player	Year	GP	HR
1.	Khalil Greene	2002	71	27
2.	Jeff Baker	2002	68	25
	Michael Johnson	2002	71	25
	Kris Harvey	2005	65	25
5.	Eric Macrina	1991	69	24

Matthew LeCroy	1997	64	24
7. Jeff Baker	2001	60	23
	Andy D'Alessio	2006	69
9. Jim McCollom	1985	64	21
10. Keith Williams	1993	65	19

Extra Base Hits

Rk	Player	Year	GP	EBH
1.	Khalil Greene	2002	71	61
2.	Kurt Bultmann	1997	60	48
3.	Michael Johnson	2002	71	45
4.	Jim McCollom	1985	64	44
5.	Eric Macrina	1991	69	43
	Shane Monahan	1994	75	43
7.	Taylor Harbin	2005	66	42
8.	Keith Williams	1993	65	41
9.	Chuck Baldwin	1986	63	40
	Billy McMillon	1991	65	40
	Gary Burnham	1997	64	40
	Patrick Boyd	1999	62	40
	Tyler Colvin	2006	69	40

RBIs

Rk	Player	Year	GP	RBI
1.	Khalil Greene	2002	71	91
2.	Jeff Baker	2002	68	87
3.	Andy D'Alessio	2006	69	85
4.	Eric Macrina	1991	69	84
5.	Gary Burnham	1997	64	82
6.	Michael Johnson	2002	71	81
7.	Jerry Brooks	1988	68	80
8.	Keith Williams	1993	65	79
	Matthew LeCroy	1997	64	79
10.	David Miller	1995	68	78

Batting Average

Rk	Player	Year	AB	Hits	Avg.
1.	Dude Buchanan	1941	68	33	.485
2.	Khalil Greene	2002	285	134	.470
3.	Homer Coker	1942	52	24	.462
	Homer Coker	1943	52	24	.462
5.	Rusty Adkins	1965	126	56	.444
6.	Johnny Jones	1962	82	36	.439
7.	Hank Sullivan	1943	63	27	.429
8.	Wyman Morris	1953	64	27	.422
9.	Denny Walling	1975	140	59	.421
10.	Shane Monahan	1994	330	137	.415

Note: Min. 50 at-bats.

Slugging Percentage

Rk	Player	Year	AB	TB	Pct.
1.	Khalil Greene	2002	285	250	.877
2.	Dude Buchanan	1941	68	55	.809
3.	Denny Walling	1975	140	113	.807
4.	Joey Taylor	1962	64	49	.766
5.	Homer Coker	1943	52	39	.750
6.	Michael Johnson	2002	263	197	.749
7.	Jim McCollom	1985	251	188	.749
8.	Doug Kingsmore	1954	89	66	.742

Hitting Streaks

Rk	Player	G	Avg	AB	R	H	RBI	Streak Start	Streak End
1.	Rusty Adkins	41	.438	169	49	74	28	4-10-1965 to	5-17-1966
2.	Brian Kowitz	37	.430	142	45	61	43	5-27-1989 to	4-10-1990
3.	Khalil Greene	34	.519	135	48	70	48	4-16-2002 to	6-14-2002
4.	Tyler Colvin	26	.435	115	27	50	36	4-22-2006 to	6-16-2006
5.	Chuck Baldwin	24	.436	101	31	44	30	4-17-1987 to	5-21-1987
6.	Mike Milchin	22	.371	89	14	33	19	4-17-1988 to	5-26-1988
	Tim Rigsby	22	.380	97	26	37	27	4-11-1990 to	5-19-1990
	Shane Monahan	22	.534	88	35	47	31	5-28-1994 to	3-19-1995
	Jerome Robinson	22	.425	80	17	34	23	3-8-1996 to	4-7-1996
	Matthew LeCroy	22	.420	81	19	34	26	5-25-1996 to	3-8-1997
	David Slevin	22	.371	97	16	36	20	4-20-2003 to	5-31-2003
	Brad McCann	22	.410	100	17	41	21	4-25-2003 to	2-28-2004
13.	Jeff Miller	21	.353	85	21	30	19	5-9-1991 to	2-29-1992
14.	Jerry Brooks	20	.341	82	22	28	20	3-24-1988 to	5-19-1988
	Khalil Greene	20	.458	83	20	38	25	4-21-2000 to	5-26-2000
	Michael Johnson	20	.436	78	23	34	34	3-1-2002 to	3-30-2002



Brad Chalk had 71 singles (eighth-most in Tiger history), including 10 bunt singles, in 2006. He also had a school-record 21 sacrifice bunts.



9. Jeff Baker	2001	233	172	.738
10. Matthew LeCroy	1997	237	171	.722

Note: Min. 50 at-bats.

Total Bases				
Rk	Player	Year	GP	TB
1.	Khalil Greene	2002	71	250
2.	Shane Monahan	1994	75	211
3.	Michael Johnson	2002	71	197
4.	Jim McCollom	1985	64	188
5.	Chuck Baldwin	1986	63	180
6.	Jerry Brooks	1988	68	179
	Eric Macrina	1991	69	179
8.	Jeff Baker	2002	68	177
9.	Keith Williams	1993	65	176
	Gary Burnham	1997	64	176

Runs Scored				
Rk	Player	Year	GP	Runs
1.	Shane Monahan	1994	75	97
2.	Bert Heffernan	1988	78	93
	Khalil Greene	2002	71	93
4.	Brian Kowitz	1990	66	87
5.	Henri Stanley	1999	69	85
6.	Mike Hampton	1994	75	84
7.	Gary Burnham	1997	64	83
8.	Shane Monahan	1995	67	82
9.	Jim Crowley	1991	68	79
	David Miller	1995	68	79

Stolen Bases				
Rk	Player	Year	GP	SB
1.	Henry Threadgill	1989	69	47
	Kevin Northrup	1992	64	47
3.	Mike Hampton	1994	75	39
4.	Bill Spiers	1986	62	35
5.	Randy Mazey	1988	66	34
	Mike Couture	1989	69	34
	Brian Kowitz	1990	66	34
8.	Mike Couture	1988	62	32
	Henry Threadgill	1988	66	32
10.	Billy Weems	1980	59	30
	Brooks Shumake	1983	50	30

Sacrifice Bunts				
Rk	Player	Year	GP	Sac.
1.	Brad Chalk	2006	68	21
2.	Brad Chalk	2005	64	15
3.	Casey Stone	2000	69	14
4.	Adrian Casanova	2005	66	12
5.	Steve Pyzik	2001	52	11
6.	Doug Livingston	1995	68	9
	Ryan Riley	2001	62	9
	Adrian Casanova	2006	69	9
9.	Joe Taylor	1992	54	8
	Kurt Bultmann	1996	63	8
	Doug Roper	1998	58	8
	Herman Demmink	2005	65	8
	Taylor Harbin	2005	66	8

Sacrifice Flies				
Rk	Player	Year	GP	SF
1.	Keith Williams	1993	65	11
2.	Jim McCollom	1985	64	9
	Matthew LeCroy	1996	67	9
4.	Chuck Baldwin	1986	63	8
	Mike Milchin	1988	66	8
	Jim Crowley	1991	68	8
	Keith Williams	1992	62	8

Hit-By-Pitch				
Rk	Player	Year	GP	HBP
1.	Khalil Greene	2001	63	21
2.	Mike Hampton	1994	75	17
	Gary Burnham	1995	66	17
4.	Khalil Greene	2000	69	15
5.	Mike Couture	1988	62	14
6.	Mike Couture	1989	69	12
	Seth Brizek	1994	75	12
	Doug Livingston	1996	58	12

9. Jeff Baker	2001	58	11
Ryan Riley	2001	62	11
Jeff Baker	2002	68	11
Khalil Greene	2002	71	11
Brad Chalk	2006	68	11

Walks				
Rk	Player	Year	GP	BB
1.	Jason Harris	1999	69	64
	Henri Stanley	1999	69	64
3.	Michael Johnson	2003	58	63
4.	Bert Heffernan	1988	68	62
5.	Gary Burnham	1996	68	61
6.	Bert Heffernan	1986	61	55
	Mike Couture	1989	69	55
8.	Matthew LeCroy	1997	64	53
9.	Kevin Northrup	1992	64	51
10.	Kurt Seibert	1976	44	50
	Brian Ellis	1999	61	50
	Michael Johnson	2002	71	50

Most Walks Per At-Bat				
Rk	Player	Year	AB/BB	Ratio
1.	Brian Ellis	1998	123/42	1/2.93
2.	Michael Johnson	2003	198/63	1/3.14
3.	Doug Hoffman	1959	105/33	1/3.18
4.	Kurt Seibert	1976	160/50	1/3.20
5.	Steve Nilsson	1978	160/47	1/3.40
6.	Johnny Severs	1971	153/44	1/3.48
7.	Gary Burnham	1996	223/61	1/3.66
8.	Mark Biegert	1987	132/36	1/3.67
9.	Mark Biegert	1985	103/28	1/3.68
10.	Don Russell	1970	130/35	1/3.71

Fewest Strikeouts Per At-Bat				
Rk	Player	Year	AB/K	Ratio
1.	Rusty Adkins	1965	126/0	0/126.0
2.	Casey Stone	2001	263/9	1/29.2
3.	Randy Bray	1969	167/6	1/27.8
4.	Neil Simons	1980	274/10	1/27.4
5.	Ellis Dantzler	1966	108/4	1/27.0
6.	Jimmy Key	1980	103/4	1/25.8
7.	Pete Ayoub	1963	102/4	1/25.5
8.	Billy Weems	1980	229/10	1/22.9
9.	Greg Guin	1981	204/9	1/22.7
10.	Elmo Lam	1963	103/5	1/20.6



Hitting for the Cycle

Clemson

Fred Knoebel at South Carolina on May 5, 1950. Walk in 1st, triple in 2nd, single in 4th, home run in 5th, double in 7th, hit-by-pitch in 8th. Clemson won 14-5.

Steve Tucker at Georgia Tech on Apr. 22, 1975. Double in 1st, on by error in 2nd, triple in 4th, home run in 6th, single in 7th, single in 9th. Clemson won 18-3.

Keith Williams at Furman on Apr. 20, 1993. Home run in 1st, double in 3rd, single in 6th, triple in 9th. Clemson won 17-2.

Shane Monahan at Hawaii-Hilo on Mar. 19, 1994. Triple in 1st, single in 2nd, home run in 6th, double in 8th, single in 9th. Clemson won 13-5.

Gary Burnham at Texas-Arlington on Feb. 18, 1995. Double in 1st, triple in 3rd, walk in 5th, strikeout in 6th, homer in 7th, single in 9th. Clemson won 18-0.

Opponents

Dick Steed of Georgia Tech in Atlanta, GA on Apr. 13, 1971. Triple in 1st, double in 2nd, strikeout in 4th, home run in 6th, single in 8th. Georgia Tech won 8-4.

Chris Pittaro of North Carolina in Chapel Hill, NC on Mar. 21, 1981. Double in 1st, single in 2nd, home run in 3rd, triple in 6th, ground out to second base in 7th. North Carolina won 10-7.

Pitching

Appearances

Rk	Player	Year	App.
1.	Scott Winchester	1995	33
	Nick Glaser	2000	33
	Daniel Moskos	2006	33
4.	Aaron Jersild	1992	32
5.	Andy Taulbee	1993	30
6.	Billy Trapp	1980	28
	Scott Winchester	1994	28
	Josh Cram	2001	28
9.	Len Bradley	1980	27
	Jerome Santivasci	1989	27
	Jason Dawsey	1993	27
	Michael Holtz	1994	27
	David Shepard	1996	27
	Tyler Lumsden	2002	27

Relief Appearances

Rk	Player	Year	RA
1.	Scott Winchester	1995	33
	Nick Glaser	2000	33
	Daniel Moskos	2006	33
4.	Aaron Jersild	1992	32
5.	Billy Trapp	1980	28
	Scott Winchester	1994	28
	Josh Cram	2001	28
8.	Jerome Santivasci	1989	27
	David Shepard	1996	27
10.	Scott Winchester	1993	26
	Matt Additon	2000	26
	Thomas Boozer	2002	26

Starts

Rk	Player	Year	GS
1.	Brian Barnes	1988	19
	Brian Barnes	1989	19
	Jason Dawsey	1995	19
	Kris Benson	1996	19
	Ryan Mottl	2000	19
	Steve Reba	2002	19
7.	Andy Taulbee	1994	18
	Matt Henrie	2002	18
	Jason Berken	2006	18
	Stephen Faris	2006	18

Bill Spiers stole 35 bases, fourth-most in Clemson history, in 62 games in 1986.

Complete Games

Rk	Player	Year	CG
1.	Chuck Porter	1976	11
2.	Billy O'Dell	1954	9
	George Stone	1985	9
	Brian Barnes	1989	9
5.	Harold Stowe	1958	8
	Rusty Gerhardt	1970	8
	Ron Musselman	1977	8
8.	Dave Van Volkenburg	1969	7
	Steve Cline	1974	7
	Jeff Gilbert	1981	7
	Jimmy Key	1982	7
	Kris Benson	1996	7

Shutouts

Rk	Player	Year	SHO
1.	Ron Musselman	1976	4
	Kris Benson	1996	4
3.	Billy O'Dell	1954	3
	Lindsay Graham	1972	3
	Chuck Porter	1976	3
	Tommy Qualters	1977	3
	Tim Parker	1990	3

Wins

Rk	Player	Year	Wins
1.	Brian Barnes	1989	16
2.	Harold Stowe	1958	14
	Jason Angel	1991	14
	Kris Benson	1996	14
5.	Brian Barnes	1988	13
	Matt Henrie	2002	13
	Steve Reba	2002	13
8.	Chuck Porter	1976	12
	Ron Musselman	1977	12
	Brian Barnes	1987	12
	Chad Phillips	1993	12
	Andy Taulbee	1994	12
	Steve Reba	2001	12
14.	Rusty Gerhardt	1971	11
	Scott Miller	1992	11
	Jason Dawsey	1995	11
17.	Mike Sullivan	1979	10
	Andy Taulbee	1993	10
	Billy Koch	1996	10
	Ken Vining	1996	10
	Ryan Mottl	1997	10
	Ryan Mottl	2000	10

Winning Percentage

Rk	Player	Year	W-L	Pct.
1.	Chuck Porter	1976	12-0	1.000
	Mike Kimbrell	1991	11-0	1.000
	Mike Sullivan	1979	10-0	1.000
	Jarrod Schmidt	2000	9-0	1.000
	Josh Cribb	2006	9-0	1.000
	Aaron Jersild	1991	8-0	1.000
	Mike Holtz	1992	8-0	1.000
	Len Bradley	1979	7-0	1.000
	Tommy Qualters	1977	6-0	1.000
	Kris Harvey	2004	6-0	1.000
	P.J. Zocchi	2006	6-0	1.000
	Phillip Lowery	1987	5-0	1.000
	Doug Marchal	1987	5-0	1.000
	Jeff Sauve	1995	5-0	1.000
15.	Scott Miller	1992	11-1	.917
16.	Bill Parmer	1967	9-1	.900

Note: Min. five decisions.

Innings Pitched

Rk	Player	Year	IP
1.	Kris Benson	1996	156.0
2.	Brian Barnes	1989	146.0
3.	Brian Barnes	1988	137.2
4.	Jason Dawsey	1995	129.1
5.	George Stone	1985	127.1
6.	Harold Stowe	1958	126.2
7.	Brian Barnes	1987	120.2
8.	Chuck Porter	1976	119.0



Kris Benson (left), Billy Koch (center), and Ken Vining (right) had three of the top-five strikeout figures in Clemson history in 1996, as the three combined for 491 strikeouts.

9.	Ron Musselman	1977	117.1
10.	Jimmy Key	1982	116.0

ERA

Rk	Player	Year	IP	ER	ERA
1.	Scott Winchester	1995	45.2	3	0.59
2.	Billy O'Dell	1954	91.1	8	0.79
3.	Joe Landrum	1946	104.0	12	1.04
4.	Scott Clackum	1998	40.2	5	1.11
5.	Jay Bevis	1970	40.1	5	1.12
6.	Bill Parmer	1967	71.0	9	1.14
7.	Brian Snyder	1977	60.1	8	1.19
8.	Mike Holtz	1992	57.1	8	1.26
9.	Jerome Santivasci	1989	66.0	10	1.36
10.	Billy O'Dell	1953	72.1	11	1.37

Note: Min. 40 innings pitched.

Strikeouts

Rk	Player	Year	K
1.	Brian Barnes	1989	208
2.	Kris Benson	1996	204
3.	Billy Koch	1996	152
4.	Brian Barnes	1988	140
5.	Ken Vining	1996	135
6.	Jason Dawsey	1995	133
7.	Harold Stowe	1958	126
8.	Harold Stowe	1959	117
9.	Brian Barnes	1987	112
10.	Billy O'Dell	1954	111
	Rusty Gerhardt	1970	111
	Rusty Gerhardt	1971	111
	Billy Koch	1995	111

Strikeouts Per Nine Innings

Rk	Player	Year	K	IP	K/9 IP
1.	Billy O'Dell	1953	108	72.1	13.44
2.	Billy O'Dell	1952	81	56.0	13.02
3.	Brian Barnes	1989	208	146.0	12.82
4.	Billy Koch	1996	152	111.2	12.25
5.	Patrick Hogan	2004	60	44.2	12.09
6.	Kris Benson	1996	204	156.0	11.77
7.	Billy Koch	1995	111	87.0	11.48
8.	Mike Milchin	1989	54	42.2	11.39
9.	Tony Sipp	2004	59	48.0	11.06
10.	Billy O'Dell	1954	111	91.1	10.94

Note: Min. 40 innings pitched.

Strikeout-to-Walk Ratio

Rk	Player	Year	K	BB	K/BB
1.	Kris Benson	1996	204	27	7.56
2.	Joe Landrum	1947	98	18	5.44
3.	Phillip Lowery	1987	37	7	5.29
4.	Billy O'Dell	1952	81	16	5.06
5.	Joe Landrum	1946	97	22	4.41
6.	Stephen Faris	2006	86	20	4.30
7.	Josh Cribb	2005	97	24	4.04
8.	Jerome Santivasci	1989	55	14	3.93

9.	Josh Cribb	2004	58	15	3.87
10.	Scott Clackum	1998	42	11	3.82

Note: Min. 40 innings pitched.

Fewest Hits Per Nine Innings

Rk	Player	Year	Hits	IP	H/9 IP
1.	Billy O'Dell	1953	25	72.1	3.11
2.	Jay Bevis	1970	17	40.1	3.79
3.	Rusty Gerhardt	1970	47	100.1	4.22
4.	Scott Winchester	1995	23	45.2	4.53
5.	Scott Clackum	1998	21	40.2	4.65
6.	Steve Cline	1973	35	59.1	5.31
7.	Brian Snyder	1977	36	60.1	5.37
8.	Brian Barnes	1989	89	146.0	5.49
9.	Billy O'Dell	1954	56	91.1	5.52

Note: Min. 40 innings pitched.

Fewest Walks Per Nine Innings

Rk	Player	Year	BB	IP	BB/9 IP
1.	Phillip Lowery	1987	7	53.2	1.17
2.	Jimmy Roller	1960	11	71.2	1.38
3.	Kris Benson	1996	27	156.0	1.56
4.	Stephen Faris	2006	20	103.0	1.75
5.	Patrick Hogan	2002	11	54.2	1.81
6.	Thomas Boozer	2002	9	44.0	1.84
7.	Jimmy Roller	1959	10	47.1	1.90
8.	Jerome Santivasci	1989	14	66.0	1.91
9.	Jason Dawsey	1994	21	97.1	1.94
10.	Josh Cribb	2005	24	109.1	1.98

Note: Min. 40 innings pitched.

Saves

Rk	Player	Year	Saves
1.	Nick Glaser	2000	15
2.	Scott Winchester	1995	14
3.	Scott Winchester	1993	10
	Scott Winchester	1994	10
	Patrick Hogan	2004	10
	Daniel Moskos	2006	10
7.	Scott Clackum	1998	9
8.	Mike Milchin	1988	8
	Paul Harrelson	2002	8
10.	Len Bradley	1980	7
	Aaron Jersild	1992	7

Batters Faced

Rk	Player	Year	BF
1.	Kris Benson	1996	606
2.	Brian Barnes	1989	602
3.	Brian Barnes	1988	598
4.	George Stone	1984	569
5.	Jason Dawsey	1995	529
6.	Brian Barnes	1987	523
7.	Andy Taulbee	1994	489
8.	Jimmy Key	1982	485
9.	Ron Musselman	1977	483
10.	Bill Steele	1986	481



Career Leaders

Batting

Games		
Rk	Player	Year(s)
1.	Khalil Greene	1999-02
2.	Bert Heffernan	1985-88
3.	Kurt Bultmann	1996-99
4.	Jim Crowley	1988-91
5.	Michael Johnson	2000-03
6.	Herman Demmink	2003-06
7.	Henri Stanley	1997-00
8.	Kyle Frank	1999,01-03
9.	Chuck Baldwin	1984-87
10.	Jim McCollom	1982-85

At-Bats		
Rk	Player	Year(s)
1.	Khalil Greene	1999-02
2.	Bert Heffernan	1985-88
3.	Kurt Bultmann	1996-99
4.	Chuck Baldwin	1984-87
5.	Shane Monahan	1993-95
6.	Jim McCollom	1982-85
7.	Jim Crowley	1988-91
8.	Herman Demmink	2003-06
9.	Kyle Frank	1999,01-03
10.	Robert Bonnette	1976-79

Hits		
Rk	Player	Year(s)
1.	Khalil Greene	1999-02
2.	Shane Monahan	1993-95
3.	Bert Heffernan	1985-88
4.	Chuck Baldwin	1984-87
5.	Kurt Bultmann	1996-99
6.	Jim McCollom	1982-85
7.	Michael Johnson	2000-03
8.	Jim Crowley	1988-91
9.	Neil Simons	1977-80
	Gary Burnham	1994-97

Doubles		
Rk	Player	Year(s)
1.	Khalil Greene	1999-02
2.	Kurt Bultmann	1996-99
3.	Gary Burnham	1994-97
4.	Bert Heffernan	1985-88
5.	Chuck Baldwin	1984-87
6.	Shane Monahan	1993-95
7.	Jim Crowley	1988-91
	Patrick Boyd	1998-01
9.	Jim McCollom	1982-85
10.	Kevin Northrup	1989-92
	Billy McMillon	1991-93

^ - NCAA record

Triples		
Rk	Player	Year(s)
1.	Shane Monahan	1993-95
2.	Don Russell	1968-70
3.	Rusty Adkins	1965-67
	Bill Spiers	1985-87
5.	Jeff Miller	1990-93
	David Miller	1993-95
7.	Ray Mathews	1948-51
	Fred Knoebel	1950-52
	Johnny Severs	1969-71
	Neil Simons	1977-80
	Bert Heffernan	1985-88

Home Runs		
Rk	Player	Year(s)
1.	Jeff Baker	2000-02
2.	Michael Johnson	2000-03
3.	Matthew LeCroy	1995-97
4.	Jim McCollom	1982-85
	Khalil Greene	1999-02
6.	Eric Macrina	1988-91
7.	Jim Crowley	1988-91
	Kurt Bultmann	1996-99



Khalil Greene had an NCAA-record 95 doubles between 1999-02. He also holds the school record for games, hits, and RBIs.

9. Andy D'Alessio	2004-06	42
10. Joe DeBerry	1989-91	35
Keith Williams	1991-93	35
Kris Harvey	2003-05	35

RBIs		
Rk	Player	Year(s)
1.	Khalil Greene	1999-02
2.	Jeff Baker	2000-02
3.	Jim McCollom	1982-85
4.	Kurt Bultmann	1996-99
5.	Michael Johnson	2000-03
6.	Gary Burnham	1994-97
7.	Matthew LeCroy	1995-97
8.	Jim Crowley	1988-91
9.	Bert Heffernan	1985-88
10.	Eric Macrina	1988-91

Batting Average			
Rk	Player	Year(s)	Hits-AB
1.	Denny Walling	1975	59-140
2.	Dude Buchanan	1939-41	74-184
3.	Shane Monahan	1993-95	337-856
4.	Billy McMillon	1991-93	201-527
5.	Herb Jessen	1942,43	38-100
6.	Rusty Adkins	1965-67	150-396
7.	Khalil Greene	1999-02	403-1069
8.	Ted Corbin	1992	74-199
9.	Tim Teufel	1979,80	134-365
10.	Brad McCann	2003,04	183-504

Note: Min. 100 at-bats.

Slugging Percentage				
Rk	Player	Year(s)	AB	TB
1.	Denny Walling	1975	140	113
2.	Dave Lynn	1958,60,61	163	113
3.	Tim Teufel	1979,80	365	244
4.	Dude Buchanan	1939-41	184	121
5.	Michael Johnson	2000-03	800	509
6.	Jim McCollom	1982-85	830	521
7.	Jeff Baker	2000-02	773	484
8.	Shane Monahan	1993-95	856	535
9.	Khalil Greene	1999-02	1,069	668
10.	Eric Macrina	1988-91	647	404

Note: Min. 100 at-bats.

Total Bases		
Rk	Player	Year(s)
1.	Khalil Greene	1999-02
2.	Shane Monahan	1993-95
3.	Kurt Bultmann	1996-99
4.	Jim McCollom	1982-85
5.	Michael Johnson	2000-03
6.	Bert Heffernan	1985-88

7. Jeff Baker	2000-02	484
8. Chuck Baldwin	1984-87	476
9. Jim Crowley	1988-91	459
10. Matthew LeCroy	1995-97	456

Runs Scored

Rk	Player	Year(s)
1.	Bert Heffernan	1985-88
2.	Khalil Greene	1999-02
3.	Shane Monahan	1993-95
4.	Kurt Bultmann	1996-99
5.	Gary Burnham	1994-97
6.	Jim McCollom	1982-85
7.	Michael Johnson	2000-03
8.	Jim Crowley	1988-91
9.	Patrick Boyd	1998-01
10.	Neil Simons	1977-80

Stolen Bases

Rk	Player	Year(s)
1.	Henry Threadgill	1986-89
	Mike Couture	1987-90
3.	Kevin Northrup	1989-92
4.	Brian Kowitz	1988-90
5.	Brooks Shumake	1982-84
6.	Ray Williams	1984-87
7.	Billy Weems	1977-80
8.	Randy Mazy	1985-88
9.	Shane Monahan	1993-95
10.	Bill Spiers	1985-87

Walks

Rk	Player	Year(s)
1.	Bert Heffernan	1985-88
2.	Neil Simons	1977-80
3.	Michael Johnson	2000-03
4.	Gary Burnham	1994-97
5.	Henri Stanley	1997-00
6.	Khalil Greene	1999-02
7.	Frank Russ	1980-83
8.	Brian Ellis	1997-00
9.	Patrick Boyd	1998-01
10.	Kurt Bultmann	1996-99

Fewest Strikeouts Per At-Bat

Rk	Player	Year(s)	AB/K	Ratio
1.	Rusty Adkins	1965-67	396/16	1/24.75
2.	Neil Simons	1977-80	805/43	1/18.72
3.	Billy Weems	1977-80	674/39	1/17.28
4.	Randy Bray	1968-70	457/27	1/16.93
5.	Casey Stone	1998-01	736/46	1/16.00
6.	Joe Taylor	1992,93	394/27	1/14.54
7.	Mike Mahoney	1973-75,81	323/23	1/14.04
8.	Steve Tucker	1973-76	502/37	1/13.57
9.	Dave Buffamoyer	1978,79	287/25	1/11.48
10.	Taylor Harbin	2005,06	528/46	1/11.48

Note: Min. 100 at-bats.

Walks Per At-Bat

Rk	Player	Year(s)	AB/BB	Ratio
1.	Kurt Seibert	1974-76	408/106	1/3.85
2.	Don Russell	1968-70	415/107	1/3.88
3.	Brian Ellis	1997-00	583/138	1/4.22
4.	Johnny Severs	1969-71	373/86	1/4.34
5.	Dave Buffamoyer	1978,79	287/66	1/4.35
6.	Neil Simons	1977-80	805/180	1/4.47
7.	Steve Nilsson	1976-78	507/112	1/4.53
8.	Jason Harris	1998,99	475/104	1/4.57
9.	Henri Stanley	1997-00	666/144	1/4.63
10.	Todd Stefan	1988-91	624/132	1/4.73

Note: Min. 100 at-bats.

Pitching

Appearances

Rk	Player	Year(s)	App.
1.	Matt Additon	1997-00	98
2.	Thomas Boozer	1999-02	88
	Jeff Hahn	2002-05	88

Career Leaders

C

4. Scott Winchester	1993-95	87
5. Patrick Hogan	2001-04	79
6. Brian Barnes	1986-89	78
Steve Reba	1999-02	78
Paul Harrelson	2000-03	78
9. Aaron Jersild	1988,90-92	75
10. Jeff Sauve	1992-95	73

Starts

Rk	Player	Year(s)	GS
1.	Ryan Mottl	1997-00	68
2.	Brian Barnes	1986-89	65
3.	Rusty Gerhardt	1969-72	55
4.	Kris Benson	1994-96	47
5.	Jimmy Key	1980-82	46
6.	Oliver Whitaker	1984-87	45
	Steve Reba	1999-02	45
8.	Billy Koch	1994-96	44
9.	Alan Botkin	1986-89	43
10.	Jason Dawsey	1993-95	42

Relief Appearances

Rk	Player	Year(s)	RA
1.	Matt Additon	1997-00	93
2.	Scott Winchester	1993-95	87
3.	Thomas Boozer	1999-02	79
4.	Jeff Hahn	2002-05	77
5.	Paul Harrelson	2000-03	75
6.	Patrick Hogan	2001-04	71
7.	Jerome Santivasca	1985,87-89	68
8.	Jay Bevis	1969-72	67
	Tim Peele	1988-91	67
10.	Eric Bradford	1990-92	65

Complete Games

Rk	Player	Year(s)	CG
1.	Rusty Gerhardt	1969-72	26
2.	Brian Barnes	1986-89	21
3.	Billy O'Dell	1952-54	19
4.	Harold Stowe	1957-59	16
	Dave Van Volkenburg	1969-72	16
	Chuck Porter	1974-76	16
7.	Ron Musselman	1976,77	14
	Mike Brown	1978-80	14
	Jimmy Key	1980-82	14
10.	Tommy Chapman	1963-65	13
	Jeff Gilbert	1981-83	13

Shutouts

Rk	Player	Year(s)	SHO
1.	Ron Musselman	1976,77	6
2.	Billy O'Dell	1952-54	5
	Rusty Gerhardt	1969-72	5



Brian Barnes won 44 games and totaled 513 strikeouts, both ACC records, from 1986-89.

Lindsay Graham	1970-73	5
Mike Brown	1978-80	5
6. Chuck Porter	1974-76	4
Mike Sullivan	1977-79	4
Kris Benson	1994-96	4
9. Dave Van Volkenburg	1969-72	3
Tommy Qualters	1975-78	3
Brian Snyder	1977-79	3
Jeff Gilbert	1981-83	3
John Pawlowski	1983-85	3
Alan Botkin	1986-89	3
Tim Parker	1987,88,90	3

Wins

Rk	Player	Year(s)	Wins
1.	Brian Barnes	1986-89	44
2.	Rusty Gerhardt	1969-72	34
3.	Ryan Mottl	1997-00	33
	Steve Reba	1999-02	33
5.	Kris Benson	1994-96	29
6.	Andy Taulbee	1992-94	27
7.	Jason Angel	1990-92	25
8.	Harold Stowe	1957-59	24
	Chuck Porter	1974-76	24
10.	Mike Brown	1978-80	23
	Oliver Whitaker	1984-87	23
	Alan Botkin	1986-89	23

Winning Percentage

Rk	Player	Year(s)	W-L	Pct.
1.	Mike Kimbrell	1988-91	17-1	.944
2.	Scott Parrish	1981,83,84	21-3	.875
3.	Mike Sullivan	1977-79	20-3	.870
4.	Bill Parmer	1965-67	18-3	.857
	Jarrod Schmidt	2000-02	18-3	.857
6.	Chad Phillips	1990-93	17-3	.850
	Ken Vining	1994-96	17-3	.850
8.	Scott Miller	1991,92	19-4	.826
9.	Brian Barnes	1986-89	44-10	.815
10.	Jeff Gilbert	1981-83	21-5	.808

Note: Min. 15 decisions.

Innings Pitched

Rk	Player	Year(s)	IP
1.	Brian Barnes	1986-89	475.1
2.	Ryan Mottl	1997-00	414.1
3.	Rusty Gerhardt	1969-72	384.1
4.	Kris Benson	1994-96	319.2
5.	Steve Reba	1999-02	319.1
6.	Jimmy Key	1980-82	318.2
7.	Jason Dawsey	1993-95	304.1
8.	Oliver Whitaker	1984-87	299.1
9.	Josh Cribb	2003-06	282.1
10.	Harold Stowe	1957-59	279.1
	Andy Taulbee	1992-94	279.1

ERA

Rk	Player	Year(s)	ERA
1.	Billy O'Dell	1952-54	1.51
2.	Scott Winchester	1993-95	1.70
3.	Steve Cline	1973,74	1.94
4.	Jay Bevis	1969-72	2.13
5.	Harold Stowe	1957-59	2.32
6.	Rusty Gerhardt	1969-72	2.39
7.	Chuck Porter	1974-76	2.43
8.	Bill Parmer	1965-67	2.59
9.	Nelson Gibson	1966-68	2.64
10.	Mike Sullivan	1977-79	2.65

Note: Min. 100 innings pitched.

Strikeouts

Rk	Player	Year(s)	K
1.	Brian Barnes	1986-89	513
2.	Rusty Gerhardt	1969-72	382
3.	Ryan Mottl	1997-00	360
4.	Kris Benson	1994-96	356
5.	Billy Koch	1994-96	338
6.	Billy O'Dell	1952-54	300
7.	Harold Stowe	1957-59	279
8.	Jason Dawsey	1993-95	276

9. Steve Reba	1999-02	263
10. Ken Vining	1994-96	258

Strikeouts Per Nine Innings

Rk	Player	Year(s)	K/9 IP
1.	Billy O'Dell	1952-54	12.29
2.	Billy Koch	1994-96	11.00
3.	Ken Vining	1994-96	10.35
4.	Kris Benson	1994-96	10.02
5.	Brian Barnes	1986-89	9.71
6.	Mike Holtz	1991-94	9.22
7.	Damon Vincent	1961-63	9.00
	Charlie Watson	1965-67	9.00

Note: Min. 100 innings pitched.

Strikeout-to-Walk Ratio

Rk	Player	Year(s)	K/BB
1.	Kris Benson	1994-96	4.51
2.	Josh Cribb	2003-06	3.62
3.	Billy O'Dell	1952-54	3.61
4.	Stephen Faris	2004-06	3.38
5.	Andy Taulbee	1992-94	3.22
6.	Phillip Lowery	1986-88	3.19
7.	Ken Vining	1994-96	3.19
8.	Jason Dawsey	1993-95	3.17

Note: Min. 100 innings pitched.

Fewest Hits Per Nine Innings

Rk	Player	Year(s)	H/9 IP
1.	Billy O'Dell	1952-54	5.29
2.	Rusty Gerhardt	1969-72	5.95
3.	Scott Winchester	1993-95	6.04
4.	Jay Bevis	1969-72	6.22
5.	Steve Cline	1973,74	6.33
6.	Charlie Watson	1965-67	6.58
7.	Chuck Porter	1974-76	6.80
8.	Bill Parmer	1965-67	6.89
9.	Billy Koch	1994-96	6.99
10.	Tim Parker	1987,88,90	7.03

Note: Min. 100 innings pitched.

Fewest Walks Per Nine Innings

Rk	Player	Year(s)	BB/9 IP
1.	Phillip Lowery	1986-88	1.71
2.	Stephen Faris	2004-06	2.08
3.	Scott Berny	2000	2.12
4.	Jimmy Roller	1959-61	2.13
5.	Kris Benson	1994-96	2.22
6.	Josh Cribb	2003-06	2.26
7.	Andy Taulbee	1992-94	2.35
8.	George Stone	1984,85	2.42
9.	Jason Dawsey	1993-95	2.57
10.	Tommy Qualters	1975-78	2.62

Note: Min. 100 innings pitched.

Saves

Rk	Player	Year(s)	Saves
1.	Scott Winchester	1993-95	34
2.	Jay Bevis	1969-72	20
3.	Patrick Hogan	2001-04	18
4.	Nick Glaser	2000,01	16
5.	Dave Woessner	1977-79	14
	Paul Harrelson	2000-03	14
7.	Mike Milchin	1987-89	13
	Scott Clackum	1997,98	13
9.	Len Bradley	1979,80	12
10.	Daniel Moskos	2005,06	10

Batters Faced

Rk	Player	Year(s)	BF
1.	Brian Barnes	1986-89	2052
2.	Ryan Mottl	1997-00	1851
3.	Rusty Gerhardt	1969-72	1473
4.	Steve Reba	1999-02	1395
5.	Oliver Whitaker	1984-87	1371
6.	Jimmy Key	1980-82	1349
7.	Kris Benson	1994-96	1317
8.	Jason Dawsey	1993-95	1281
9.	Bill Steele	1985-87	1228
10.	Alan Botkin	1986-89	1201



Yearly Leaders



Frank Gillespie




Chuck Baldwin



Tyler Colvin



Doug Kingsmore



Jerry Brooks



Brad McCann



Bill Barnett

Batting

At-Bats

Year	Player, Pos.	AB
1939	Ed Irick, 3b	67
1940	Francis Coakley, of	64
1941	Dude Buchanan, 1b	68
1942	Herb Jessen, 1b	71
1943	Frank Gillespie, 1b	61
1944	No Team	
1945	Bull Cagle, of	49
1946	Dewey Quinn, 3b	85
1947	Homer Coker, of	122
1948	Ken Culberson, ss	120
1949	Ken Culberson, ss	110
1950	Ken Culberson, ss	137
1951	Dick Hendley, c	93
1952	Roy Coker, 2b	87
1953	Roy Coker, 2b	73
1954	Roy Coker, 2b	105
1955	Lonnie Shealy, 2b	70
1956	Bill Barnett, of	76
1957	Butch Coker, c	74
1958	Bud Spiers, ss	130
1959	Ty Cline, of/p	135
1960	Ty Cline, of	89
	Dave Lynn, c	89
1961	Elmo Lam, ss	91
1962	Elmo Lam, ss	107
1963	Elmo Lam, ss	103
1964	Ben Marsella, 2b	117
1965	Rusty Adkins, of	*126
1966	Rusty Adkins, 2b	121
1967	Rusty Adkins, 2b	*149
1968	Randy Bray, ss	*146
1969	Randy Bray, ss	*167
1970	Randy Bray, ss	144
1971	Calvin Weeks, ss	*160
1972	Kenny Bagwell, 2b	135
1973	Richard Haynes, 2b	*138

1974	Mike Pulaski, of	*158
1975	Kurt Seibert, ss	*153
1976	Robert Bonnette, 3b	*207
1977	Robert Bonnette, ss	*216
1978	Tony Masone, of	186
1979	Tony Masone, of	*224
1980	Billy Weems, of	229
1981	Mike Mahoney, of	*222
1982	Frank Russ, 2b	*237
1983	Bob Paulling, 1b	199
1984	Brooks Shumake, of	218
1985	Chuck Baldwin, ss	*252
1986	Chuck Baldwin, 1b	*289
1987	Steve Baucom, 3b	*268
1988	Jerry Brooks, 3b	*284
1989	Henry Threadgill, 2b	*283
1990	Brian Kowitz, of	253
1991	Eric Macrina, dh	260
1992	Kevin Northrup, of	249
1993	Keith Williams, of	255
1994	Shane Monahan, of	*330
1995	Shane Monahan, of	*273
1996	Paul Galloway, 3b	252
1997	Jason Embler, 1b	*269
1998	Patrick Boyd, of	241
1999	Khalil Greene, 3b	274
2000	Jeff Baker, ss	275
2001	Casey Stone, of	274
2002	Khalil Greene, ss	285
2003	Brad McCann, 3b	251
2004	Brad McCann, 3b	253
	Lou Santangelo, c	253
2005	Taylor Harbin, 2b	274
2006	Tyler Colvin, of	281

Hits

Year	Player, Pos.	H
1939	Ed Irick, 3b	24
1940	Francis Coakley, of	25
1941	Dude Buchanan, 1b	33

1942	Homer Coker, of	24
1943	Homer Coker, of	24
1944	No Team	
1945	J.A. Timmerman, ss	11
	H.H. Tyler, 2b	11
1946	Dewey Quinn, 3b	31
1947	Dewey Quinn, of	38
1948	Jimmy Jones, 1b	37
1949	Ken Culberson, ss	39
1950	Doug Angley, of	51
1951	Ray Mathews, of	33
1952	Fred Knoebel, of	30
1953	Wyman Morris, 3b	27
1954	Roy Coker, 2b	33
	Doug Kingsmore, of	33
1955	Lonnie Shealy, 2b	25
1956	Don Shealy, of/p	23
1957	Butch Coker, c	20
	Don Shealy, of/p	20
1958	Bud Spiers, ss	42
1959	Ty Cline, of/p	44
1960	Dave Lynn, c	32
1961	Pete Ayoub, 2b	29
	Elmo Lam, ss	29
1962	Johnny Jones, of	36
1963	Johnny Jones, of	33
1964	Ben Marsella, 2b	33
1965	Rusty Adkins, of	*56
1966	Rusty Adkins, 2b	44
1967	Rusty Adkins, 2b	*50
1968	Randy Bray, ss	*48
1969	Calvin Weeks, 2b/of	*57
1970	Randy Bray, ss	41
1971	Craig White, of	*49
1972	Kenny Bagwell, 2b	40
1973	Craig White, of	*44
1974	Mike Pulaski, of	*48
1975	Denny Walling, of	*59
1976	Steve Tucker, of	*69
1977	Neil Simons, of	*74
1978	Tony Masone, of	61
1979	Tony Masone, of	74
1980	Billy Weems, of	75
1981	Greg Guin, 1b	*79
1982	Mark Davidson, of	*75
1983	Bob Paulling, 1b	*81
1984	Jim McCollom, dh	71
1985	Jim McCollom, 1b	*98
1986	Chuck Baldwin, 1b	*107
1987	Steve Baucom, 3b	93
1988	Jerry Brooks, 3b	*106
1989	Henry Threadgill, 2b	*93
1990	Brian Kowitz, of	*102
1991	Jim Crowley, 2b	*98
1992	Kevin Northrup, of	*95
1993	Shane Monahan, 1b	*94
1994	Shane Monahan, of	*137
1995	Shane Monahan, of	*106
1996	Jason Embler, 1b	85
1997	Gary Burnham, of	104
1998	Matt Padgett, of	88
1999	Khalil Greene, 3b	98
2000	Khalil Greene, 3b	98
2001	Casey Stone, of	103
2002	Khalil Greene, ss	*134
2003	Brad McCann, 3b	87

2004	Brad McCann, 3b	96
2005	Taylor Harbin, 2b	94
2006	Tyler Colvin, of	100

Doubles

Year	Player, Pos.	2B
1939	Ed Irick, 3b	6
1940	Francis Coakley, of	4
1941	Dude Buchanan, 1b	5
1942	Bob Berry, ss	4
	Homer Coker, of	4
1943	Homer Coker, of	4
	Jay Good, 3b	4
1944	No Team	
1945	Bull Cagle, of	3
1946	Dewey Quinn, of	6
1947	Frank Gillespie, 1b	7
	Dewey Quinn, of	7
1948	Jimmy Jones, 1b	7
1949	Luke Deanhardt, 1b	8
1950	Doug Angley, of	9
1951	Gene Aughtry, 2b	8
1952	Jim Evans, ss	8
1953	Wyman Morris, 3b	9
1954	Roy Coker, 2b	5
1955	Roger Gaines, of	6
1956	Bill Barnett, of	5
1957	Don Shealy, of/p	5
1958	Larry Bagwell, 3b	*8
	Fred DeBerry, 1b	*8
1959	Ty Cline, of/p	*7
1960	Toby Bradshaw, 2b	7
1961	Elmo Lam, ss	6
1962	Gene Harbeson, c	7
1963	Pete Ayoub, 2b	8
1964	Buddy Nixon, 1b	7
1965	Rusty Adkins, of	10
	Tony Jackson, 2b	10
1966	Jack McCall, ss	*12
1967	Ron Zupa, 1b	10
1968	Randy Bray, ss	*8
1969	Randy Bray, ss	9
	Craig White, of	9
1970	Calvin Weeks, ss	7
1971	Craig White, of	*11
1972	Kenny Bagwell, 2b	9
1973	Craig White, of	*10
1974	Smiley Sanders, of	11
1975	Steve Tucker, of	*11
1976	Steve Tucker, of	*16
1977	Bill Foley, c	*14
	Robert Bonnette, ss	*14
1978	Tony Masone, of	*18
1979	Robert Bonnette, 3b	14
	Tim Teufel, 2b	14
1980	Tim Teufel, 2b	16
1981	Craig Roberson, 3b	*20
1982	Jimmy Key, p/of	*21
1983	Jim McCollom, c	15
1984	Brooks Shumake, of	14
1985	Jim McCollom, 1b	*19
1986	Chuck Baldwin, 1b	*23
1987	Steve Baucom, 3b	21
1988	Jerry Brooks, 3b	21
	Randy Mazey, of	21
1989	Mike Milchin, 1b	19

1990	Brian Kowitz, of	*22
1991	Billy McMillon, of	26
1992	Kevin Northrup, of	23
1993	Billy McMillon, of	*21
1994	Shane Monahan, of	23
1995	Gary Burnham, of	*27
1996	Gary Burnham, of	24
1997	Kurt Bultmann, ss	*31
1998	Jason Harris, 1b	20
1999	Kurt Bultmann, 2b	23
2000	Khalil Greene, 3b	24
2001	Khalil Greene, ss	18
2002	Khalil Greene, ss	*33
2003	Brad McCann, 3b	21
2004	Brad McCann, 3b	20
2005	Taylor Harbin, 2b	*28
2006	Tyler Colvin, of	*22

Triples

Year	Player, Pos.	3B
1939	Frank Horton, 2b	3
1940	Joe Blalock, of	3
	Dude Buchanan, 1b	3
1941	Dude Buchanan, 1b	4
1942	Don Belk, of	3
1943	Leo Fisher, 2b	2
	J.C. Herring, of	2
1944	No Team	
1945	Bull Cagle, of	1
	H.N. Lindsay, c/of	1
	H.H. Tyler, 2b	1
1946	Dewey Quinn, 3b	5
1947	Homer Coker, of	2
	Frank Gillespie, 1b	2
	Dewey Quinn, of	2
1948	Luke Deanhardt, 1b	3
	Gene Moore, c	3
1949	Gene Aughtry, 2b	2
	Tom Castles, of	2
	H.S. Joyce, p	2
	Gene Moore, c	2
1950	Doug Angley, of	4
1951	Dick Hendley, c	3
	Fred Knoebel, of	3
1952	Roy Coker, 2b	1
	Roger Gaines, of	1
	Fred Knoebel, of	1
	Joe Murray, 1b	1
	Billy O'Dell, p	1
1953	Roy Coker, 2b	2
	Wyman Morris, 3b	2
1954	Roy Coker, 2b	4
1955	Bill Barnett, of	3
1956	Bill Barnett, of	3
1957	Carol Brown, of	1
	Butch Coker, c	1
	Doug Hoffman, of	1
	Don Shealy, of/p	1
	Larry Wilson, 1b	1
1958	Bud Spiers, ss	3
1959	Doug Hoffman, of	*5
1960	Ty Cline, of	*5
1961	Elmo Lam, ss	3
1962	Johnny Jones, of	2
	Buddy Nixon, 1b	2
1963	Dave Ellisor, 3b	*4



Randy Bray led the Tigers and ACC in hits in 1968. He also led Clemson in batting average twice (1968,70).

Yearly Leaders

C



Neil Simons




Ray Mathews



George Sutton




Matthew LeCroy



Keith Williams



Kris Harvey



Lin Hamilton

1964	Buddy Nixon, 1b	*4
1965	Rusty Adkins, of	4
	George Sutton, of	4
1966	Rusty Adkins, 2b	*6
1967	Rusty Adkins, 2b	*7
1968	Don Russell, 3b	*5
	Keith Waters, of	*5
1969	Don Russell, 3b	*8
1970	Eddie Dixon, 1b	*5
	Don Russell, 3b	*5
	Johnny Severs, of	*5
	Craig White, of	*5
1971	Johnny Severs, of	*6
	Dave Van Volkenburg, 1b/p	*6
1972	Dave Van Volkenburg, 1b/p	3
1973	Craig White, of	*3
1974	Lin Hamilton, c	*4
1975	Dave Caldwell, of	*4
1976	Dave Caldwell, of	*8
1977	Neil Simons, of	*6
1978	Tony Masone, of	4
	Billy Weems, of	4
1979	Dave Buffamoyer, c	4
1980	Neil Simons, of	4
	Billy Weems, of	4
1981	Scott Powers, ss	4
1982	Ricky Hester, of	*5
1983	Dave Lemaster, of	4
	Jim McCollom, c	4
1984	Scott Powers, ss	4
1985	Jim McCollom, 1b	4
	Steve Williams, c	4
1986	Steve Baucom, 3b	6
1987	Bill Spiers, ss	*11
1988	Bert Heffernan, c	6
1989	Henry Threadgill, 2b	*6
1990	Brian Kowitz, of	*6
	Jeff Miller, inf	*6
1991	Kevin Northrup, of	*9
1992	Shawn Satterfield, of	*8
1993	Shane Monahan, 1b	7
1994	Shane Monahan, of	9
1995	David Miller, 1b	*10
1996	Jerome Robinson, of	6
1997	Nathan Broome, of	2
	Gary Burnham, of	2
	Brian Holstad, 2b	2
	Henri Stanley, of	2
1998	Jason Harris, 1b	2
	Peter Nystrom, of	2
	Doug Roper, ss	2
	Justin Singleton, 3b	2
1999	Kurt Bultmann, 2b	2
	Henri Stanley, of	2
2000	Ryan Riley, 2b	*7
2001	Jeff Baker, 3b	2
	Chad Coder, of	2
	Casey Stone, of	2
2002	L.J. DeMaino, of	5
2003	Herman Demmink, 2b	1
	Garrick Evans, of	1
	Ryan Hub, of	1
	Brad McCann, 3b	1
	Steve Pyzik, c	1
2004	Tony Sipp, of	4
2005	Taylor Harbin, 2b	4

2006	Tyler Colvin, of	5
Home Runs		
Year	Player, Pos.	HR
1939	George Brodie, of	4
1940	Dude Buchanan, 1b	3
1941	Joe Blalock, of	3
	Dude Buchanan, 1b	3
	Pop Locklair, of	3
	Ace Parker, c	3
1942	Don Belk, of	3
1943	Hank Sullivan, c	4
1944	No Team	
1945	Bull Cagle, of	2
1946	Charlie Mimms, 3b/of	2
1947	Lynwood McMakin, 2b	3
	Dewey Quinn, of	3
	Hale Sherard, 3b	3
1948	Frank Gillespie, 3b	5
1949	Frank Gillespie, 3b	9
1950	Ken Culberson, ss	6
	Fred Knoebel, of	6
	Ray Mathews, of	6
1951	Ray Mathews, of	5
1952	Fred Knoebel, of	7
1953	Bill Barnett, of	4
1954	Doug Kingsmore, of	*10
1955	Bill Barnett, of	2
	Charlie Blackston, ss	2
	Jim O'Quinn, of	2
	Dick Swetenburg, 1b	2
1956	Bill Barnett, of	4
1957	Bud Spiers, ss	3
1958	Bud Spiers, ss	4
1959	Doug Hoffman, of	*4
1960	Dave Lynn, c	*8
1961	Dave Lynn, c	*6
1962	Nicky Lomax, of	6
	Buddy Nixon, 1b	6
1963	Johnny Jones, of	6
1964	Ben Marsella, 2b	6
	George Sutton, of	6
1965	Jack McCall, ss	.8
1966	George Sutton, of	*11
1967	Rusty Adkins, 2b	*6
1968	Randy Bray, ss	4
	Don Russell, 3b	4
	Ron Zupa, 1b	4
1969	Craig White, of	*8
1970	Craig White, of	7
1971	Craig White, of	4
1972	Smiley Sanders, of	6
1973	Craig White, of	*8
1974	Smiley Sanders, of	*8
1975	Denny Walling, of	*13
1976	Dave Caldwell, of	*9
	Bill Foley, c	*9
1977	Bill Foley, c	*14
1978	Bill Schroeder, c	10
1979	Tony Masone, of	13
	Neil Simons, of	13
	Tim Teufel, 2b	13
1980	Tim Teufel, 2b	*11
1981	Craig Roberson, 3b	12
1982	Jim McCollom, of/1b	11
1983	Bob Paulling, 1b	10

1984	Jim McCollom, dh	11
1985	Jim McCollom, 1b	21
1986	Chuck Baldwin, 1b	16
	Ray Williams, of	16
1987	Chuck Baldwin, 1b	9
	Steve Baucom, 3b	9
	Mike Milchin, 1b	9
1988	Mike Couture, 1b	17
1989	Mike Couture, c	10
	Jim Crowley, 3b	10
1990	Eric Macrina, dh	18
1991	Eric Macrina, dh	*24
1992	Keith Williams, of	13
1993	Keith Williams, of	19
1994	Mike Hampton, 3b	11
	Shane Monahan, of	11
1995	Matthew LeCroy, c	15
1996	Matthew LeCroy, c	14
1997	Matthew LeCroy, c	24
1998	Matt Padgett, of	14
1999	Patrick Boyd, of	17
2000	Jeff Baker, ss	11
2001	Jeff Baker, 3b	23
2002	Khalil Greene, ss	*27
2003	Michael Johnson, 1b	12
2004	Lou Santangelo, c	18
2005	Kris Harvey, dh	*25
2006	Andy D'Alessio, 1b	*23
RBIs		
Year	Player, Pos.	RBI
1939	George Brodie, of	9
1940	Francis Coakley, of	12
1941	Dude Buchanan, 1b	24
1942	Don Belk, of	18
1943	Frank Gillespie, 1b	16
	Hank Sullivan, c	16
1944	No Team	
1945	Bull Cagle, of	5
1946	Dewey Quinn, 3b	15
1947	Dewey Quinn, of	24
	Jack McCall, ss	25
1948	Jimmy Jones, 1b	19
1949	Frank Gillespie, 3b	33
1950	Ken Culberson, ss	36
1951	Dick Hendley, c	25
1952	Fred Knoebel, of	29
1953	Wyman Morris, 3b	19
1954	Doug Kingsmore, of	27
1955	Jim O'Quinn, c	13
1956	Bill Barnett, of	19
1957	Don Shealy, of/p	13
1958	Bud Spiers, ss	*34
1959	Larry Bagwell, 3b	*27
1960	Dave Lynn, c	*31
1961	Dave Lynn, c	21
1962	Buddy Nixon, 1b	30
1963	Johnny Jones, of	22
1964	Ben Marsella, 2b	29
1965	Rusty Adkins, of	25
1966	George Sutton, of	*39
1967	Rusty Adkins, 2b	*24
1968	Randy Bray, ss	23
1969	Craig White, of	*40
1970	Craig White, of	28
1971	Craig White, of	28

1972	Smiley Sanders, of	21
1973	Craig White, of	*31
1974	Smiley Sanders, of	*30
1975	Denny Walling, of	*60
1976	Dave Caldwell, of	*49
1977	Robert Bonnette, ss	*51
	Bill Foley, c	*51
1978	Tony Masone, of	*49
1979	Tony Masone, of	*61
1980	Tim Teufel, 2b	*66
1981	Craig Roberson, 3b	57
1982	Mark Davidson, of	50
1983	Bob Paulling, 1b	55
1984	Jim McCollom, dh	54
1985	Jim McCollom, 1b	76
1986	Chuck Baldwin, 1b	73
1987	Steve Baucom, 3b	69
1988	Jerry Brooks, 3b	80
1989	Jim Crowley, 3b	60
1990	Joe DeBerry, 1b	70
1991	Eric Macrina, dh	84
1992	Keith Williams, of	68
1993	Keith Williams, of	79
1994	Mike Hampton, 3b	70
1995	David Miller, 1b	78
1996	Jason Embler, 1b	57
	Matthew LeCroy, c	57
1997	Gary Burnham, of	82
1998	Patrick Boyd, of	59
	Jason Harris, 1b	59
1999	Kurt Bultmann, 2b	72
2000	Jeff Baker, ss	64
	Khalil Greene, 3b	64
2001	Jeff Baker, 3b	75
2002	Khalil Greene, ss	91
2003	Brad McCann, 3b	67
2004	Brad McCann, 3b	65
2005	Kris Harvey, dh	70
2006	Andy D'Alessio, 1b	*85

Batting Average		
Year	Player, Pos.	BA
1939	Ed Irick, 3b	.358
1940	Francis Coakley, of	.391
1941	Dude Buchanan, 1b	.485
1942	Homer Coker, of	.462
1943	Homer Coker, of	.462
1944	No Team	
1945	H.H. Tyler, 2b	.282
1946	Dewey Quinn, 3b	.365
1947	Lynwood McMakin, 2b	.348
1948	Frank Gillespie, 3b	.338
1949	Ken Culberson, ss	.355
1950	Doug Angle, of	.381
1951	Ray Mathews, of	.375
1952	Fred Knoebel, of	.366
1953	Wyman Morris, 3b	.422
1954	Doug Kingsmore, of	.371
1955	Lonnie Shealy, 2b	.357
1956	Don Shealy, of/p	.348
1957	Don Shealy, of/p	.313
1958	Bailey Hendley, of/p	.333
1959	Ty Cline, of/p	.326
1960	Bailey Hendley, of/p	.364
1961	Pete Ayoub, 2b	.349
1962	Johnny Jones, of	.439
1963	Mike Bohonak, of	.349
1964	Stan Ayers, c	.316
1965	Rusty Adkins, of	*.444
1966	Ellis Dantzler, 1b	.380
1967	Garry Helms, ss	.372
1968	Randy Bray, ss	.329
1969	Calvin Weeks, 2b/of	.354
1970	Randy Bray, ss	.285
1971	Craig White, of	.380
1972	Lin Hamilton, c	.318
1973	Craig White, of	.336
1974	Lin Hamilton, c	.346
1975	Denny Walling, of	*.421
1976	Steve Tucker, of	.350



Mike Milchin, who went on to pitch in the Majors, tied for the team lead in homers (9) as a freshman in 1987.

2007 CLEMSON BASEBALL




Yearly Leaders



Henry Threadgill




Craig White



Jim McCollom



Shane Monahan



Bill Foley



Roy Coker



Gary Burnham

1977 Neil Simons, of	.376	1946 Dewey Quinn, 3b	.588	1986 Chuck Baldwin, 1b	.623	1977 Bill Foley, c	124	1968 Don Russell, 3b	26
1978 Billy Weems, of	.333	1947 Dewey Quinn, of	.512	1987 Chuck Baldwin, 1b	.565	1978 Tony Masone, of	111	1969 Don Russell, 3b	*43
1979 Neil Simons, of	.355	1948 Frank Gillespie, 3b	.648	1988 Mike Couture, of	.647	1979 Tony Masone, of	129	1970 Don Russell, 3b	33
1980 Tim Teufel, 2b	.387	1949 Frank Gillespie, 3b	.641	1989 Jim Crowley, 3b	.500	1980 Billy Weems, of	117	1971 Johnny Severs, of	*37
1981 Greg Guin, 1b	.387	1950 Doug Angley, of	.597	1990 Eric Macrina, dh	.693	1981 Craig Roberson, 3b	126	1972 Kenny Bagwell, 2b	24
1982 Jimmy Key, p/of	.359	1951 Ray Mathews, of	.591	1991 Billy McMillon, of	.708	1982 Mark Davidson, of	119	1973 Richard Haynes, 2b	*29
1983 Bob Paulling, 1b	.407	1952 Fred Knoebel, of	.720	1992 Billy McMillon, 1b	.602	1983 Bob Paulling, 1b	121	1974 Smiley Sanders, of	*41
1984 Chuck Baldwin, 2b	.356	1953 Wyman Morris, 3b	.703	1993 Keith Williams, of	.690	1984 Jim McCollom, dh	121	1975 Kurt Seibert, ss	*48
1985 Jim McCollom, 1b	.390	1954 Doug Kingsmore, of	.742	1994 Shane Monahan, of	.639	1985 Jim McCollom, 1b	*188	1976 Kurt Seibert, ss	*43
1986 Chuck Baldwin, 1b	.370	1955 Bill Barnett, of	.581	1995 Shane Monahan, of	.637	1986 Chuck Baldwin, 1b	180	1977 Neil Simons, of	50
1987 Mark Biegert, of	.356	1956 Bill Barnett, of	.579	1996 Jason Emblor, 1b	.563	1987 Steve Baucom, 3b	142	1978 Steve Nilsson, 1b	*49
1988 Jerry Brooks, 3b	.373	1957 Don Shealy, of/p	.422	1997 Matthew LeCroy, c	.722	1988 Jerry Brooks, 3b	179	1979 Dave Buffamoyer, c	*66
1989 Henry Threadgill, 2b	.329	1958 Bud Spiers, ss	.500	1998 Matt Padgett, of	.624	1989 Henry Threadgill, 2b	135	1980 Billy Weems, of	58
1990 Brian Kowitz, of	.403	1959 Doug Hoffman, of	.552	1999 Patrick Boyd, of	.695	1990 Brian Kowitz, of	145	1981 Mike Mahoney, of	54
1991 Billy McMillon, of	*.391	1960 Dave Lynn, c	.708	2000 Khalil Greene, 3b	.532	1991 Eric Macrina, dh	*179	1982 Mark Davidson, of	*58
1992 Kevin Northrup, of	.382	1961 Dave Lynn, c	.639	2001 Jeff Baker, 3b	.738	1992 Kevin Northrup, of	149	1983 Jim McCollom, c	50
1993 Billy McMillon, of	.377	1962 Joey Taylor, of	.766	2002 Khalil Greene, ss	*.877	1993 Keith Williams, of	176	1984 Brooks Shumake, of	60
1994 Shane Monahan, of	.415	1963 Johnny Jones, of	.570	2003 Michael Johnson, 1b	.576	1994 Shane Monahan, of	211	1985 Bert Heffernan, c	60
1995 Shane Monahan, of	.388	1964 George Sutton, of	.576	2004 Brad McCann, 3b	.648	1995 Shane Monahan, of	*174	1986 Bill Spiers, ss	*73
1996 Jason Emblor, 1b	.357	1965 Jack McCall, ss	.670	2005 Kris Harvey, dh	.687	1996 Matthew LeCroy, c	137	1987 Bert Heffernan, c	68
1997 Gary Burnham, of	.391	1966 George Sutton, of	.632	2006 Andy D'Alessio, 1b	.648	1997 Gary Burnham, of	176	1988 Bert Heffernan, c	*93
1998 Matt Padgett, of	.376	1967 Rusty Adkins, 2b	.597			1998 Matt Padgett, of	146	1989 Brian Kowitz, of	61
1999 Patrick Boyd, of	.390	1968 Randy Bray, ss	.466			1999 Patrick Boyd, of	171	1990 Brian Kowitz, of	*87
2000 Khalil Greene, 3b	.364	1969 Craig White, of	.577			2000 Khalil Greene, 3b	143	1991 Jim Crowley, 2b	79
2001 Casey Stone, of	.376	1970 Craig White, of	.538			2001 Jeff Baker, 3b	172	1992 Kevin Northrup, of	67
2002 Khalil Greene, ss	*.470	1971 Craig White, of	.574			2002 Khalil Greene, ss	*A250	1993 Billy McMillon, of	64
2003 Brad McCann, 3b	.347	1972 Richard Haynes, 2b	.505			2003 Brad McCann, 3b	137	1994 Shane Monahan, of	*A97
2004 Brad McCann, 3b	.379	1973 Craig White, of	.641			2004 Brad McCann, 3b	164	1995 Shane Monahan, of	*82
2005 Brad Chalk, of	.350	1974 Steve Tucker, of	.541			2005 Kris Harvey, dh	171	1996 Gary Burnham, of	62
2006 Tyler Colvin, of	.356	1975 Denny Walling, of	.807			2006 Tyler Colvin, of	171	Doug Livingston, 2b	62

Slugging Percentage

Year	Player, Pos.	Slg. %
1939 George Brodie, of	.615	
1940 Dude Buchanan, 1b	.691	
1941 Casey Stone, of	.809	
1942 Don Belk, of	.594	
1943 Homer Coker, of	.750	
1944 No Team		
1945 Bull Cagle, of	.429	

Total Bases

Year	Player, Pos.	TB
1939 Ed Irick, 3b	37	
1940 Dude Buchanan, 1b	38	
1941 Dude Buchanan, 1b	55	
1942 Don Belk, of	38	
1943 Homer Coker, of	39	
Hank Sullivan, c	39	
No Team		
1945 Bull Cagle, of	21	
1946 Dewey Quinn, 3b	50	
1947 Dewey Quinn, of	58	
1948 Gene Moore, c	48	
1949 Frank Gillespie, 3b	66	
1950 Doug Angley, of	77	
1951 Ray Mathews, of	52	
1952 Fred Knoebel, of	59	
1953 Wyman Morris, 3b	46	
1954 Doug Kingsmore, of	66	
1955 Bill Barnett, of	36	
1956 Bill Barnett, of	44	
1957 Don Shealy, of/p	27	
Bud Spiers, ss	27	
1958 Bud Spiers, ss	65	
1959 Ty Cline, of/p	60	
1960 Dave Lynn, c	63	
1961 Dave Lynn, c	46	
1962 Johnny Jones, of	60	
1963 Johnny Jones, of	57	
1964 Ben Marsella, 2b	62	
1965 Rusty Adkins, of	83	
1966 Rusty Adkins, 2b	67	
George Sutton, of	67	
1967 Rusty Adkins, 2b	89	
1968 Randy Bray, ss	68	
1969 Don Russell, 3b	90	
Craig White, of	90	
1970 Craig White, of	77	
1971 Craig White, of	74	
1972 Richard Haynes, 2b	55	
1973 Craig White, of	84	
1974 Smiley Sanders, of	78	
1975 Denny Walling, of	113	
1976 Dave Caldwell, of	119	

Runs Scored

Year	Player, Pos.	R
1939 Teddy Boselli, ss	15	
1940 Dude Buchanan, 1b	21	
1941 Dude Buchanan, 1b	27	
1942 Don Belk, of	16	
Bob Berry, ss	16	
1943 Homer Coker, of	25	
1944 No Team		
1945 H.H. Tyler, 2b	16	
1946 June Pruitt, 1b	20	
1947 Lynwood McMakin, 2b	39	
1948 Ray Mathews, of	23	
1949 Ken Culberson, ss	33	
1950 Fred Knoebel, of	45	
1951 Roby Crouch, 1b	29	
1952 Roy Coker, 2b	26	
1953 Roy Coker, 2b	17	
1954 Doug Kingsmore, of	*25	
1955 Lonnie Shealy, 2b	13	
1956 Bill Barnett, of	16	
Don Shealy, of/p	16	
1957 Doug Hoffman, of	11	
1958 Larry Bagwell, 3b	*34	
1959 Ty Cline, of/p	*34	
1960 Ty Cline, of	26	
1961 Elmo Lam, ss	27	
1962 Johnny Jones, of	28	
1963 Johnny Jones, of	22	
Nicky Lomax, of	22	
1964 Buddy Nixon, 1b	23	
1965 Rusty Adkins, of	*30	
Jack McCall, ss	*30	
1966 Rusty Adkins, 2b	*39	
1967 Rusty Adkins, 2b	*40	

Stolen Bases

Year	Player, Pos.	SB
1939 Teddy Boselli, ss	4	
1940 Ace Parker, c	4	
1941 Joe Blalock, of	7	
1942 Joe Blalock, of	10	
1943 Homer Coker, c	8	
Hank Sullivan, c	8	
No Team		
1945 H.H. Tyler, 2b	6	
1946 J.M. Looper, of	4	
Sanford Quinn, of	4	
1947 Lynwood McMakin, 2b	6	
Dan Stroud, of	6	
1948 J.R. Brown, of	10	
Ray Mathews, of	10	
1949 Frank Gillespie, 3b	5	
1950 Fred Knoebel, of	26	
1951 Roby Crouch, 1b	14	
1952 Billy O'Dell, p	3	
1953 Bill Barnett, of	6	
1954 Wyman Morris, 3b	10	



Patrick Boyd batted .390 with a .695 slugging percentage, both team-bests, during the 1999 season.

Yearly Leaders

C



Rusty Adkins



Tony Sipp



Lynwood McMakin



Tommy Lyon



Rusty Gerhardt



Jason Angel



Bill Toth

Year	Player, Pos.	BB
1955	Bill Barnett, of	2
	Charlie Blackston, ss	2
	Jim Coleman, of	2
1956	Bill Barnett, of	4
1957	Doug Hoffman, of	2
	Don Shealy, of/p	2
1958	Larry Bagwell, 3b	4
	Doug Hoffman, of	4
1959	Doug Hoffman, of	11
1960	Ty Cline, of	12
1961	Harry Pavlack, 3b	3
1962	Dave Ellisor, 3b	9
1963	Dave Ellisor, 3b	9
1964	Jack McCall, ss	3
1965	Rusty Adkins, of	12
1966	Rusty Adkins, 2b	9
1967	Rusty Adkins, 2b	*17
1968	Keith Waters, of	12
1969	Johnny Severs, of	10
1970	Don Russell, 3b	9
	Johnny Severs, of	9
1971	Johnny Severs, of	17
1972	Charlie Ing, of	7
1973	John Adeimy, ss	3
	Richard Haynes, 2b	3
	Craig White, of	3
1974	Lin Hamilton, c	4
	Charlie Ing, of	4
	Mike Mahoney, of	4
	Kurt Seibert, ss	4
1975	Billy Wingo, 2b	*22
1976	Kurt Seibert, ss	*13
1977	Steve Nilsson, 1b	*15
1978	Billy Weems, of	*26
1979	Dave Buffamoyer, c	21
1980	Billy Weems, of	*30
1981	Mike Mahoney, of	12
1982	Brooks Shumake, of/3b	21
1983	Brooks Shumake, ss	30
1984	Brooks Shumake, of	20
1985	Ray Williams, of	16
1986	Bill Spiers, ss	35
1987	Ray Williams, of	24
1988	Randy Mazey, of	34
1989	Henry Threadgill, 2b	*47
1990	Brian Kowitz, of	*34
1991	Kevin Northrup, of	21
1992	Kevin Northrup, of	*47
1993	Shane Monahan, 1b	17
1994	Mike Hampton, 3b	*39
1995	David Miller, 1b	27
1996	Doug Livingston, 2b	24
1997	Brian Holstad, 2b	11
1998	Brian Holstad, 3b	15
	Doug Roper, ss	15
1999	Henri Stanley, of	27
2000	Casey Stone, of	25
2001	Casey Stone, of	25
2002	Jeff Baker, 3b	17
	Khalil Greene, ss	17
2003	Garrick Evans, of	8
2004	Tony Sipp, of	20
2005	Tyler Colvin, of	12
2006	Tyler Colvin, of	23

Walks

Year	Player, Pos.	BB
1942	Winston Holliday, p	12
1943	Unavailable	
1944	No Team	
1945	H.H. Tyler, 2b	14
1946	June Pruitt, 1b	27
1947	Lynwood McMakin, 2b	30
1948	Leo Fisher, 2b	14
1949	Unavailable	
1950	Unavailable	
1951	Roby Crouch, 1b	20
1952	Joe Murray, 1b	17
1953	Doug Kingsmore, of	10
1954	Dick Swetenburg, 1b	22
1955	Jim O'Quinn, c	9
1956	Unavailable	
1957	Doug Hoffman, of	17
1958	Bailey Hendley, of/p	24
1959	Doug Hoffman, of	33
1960	Bailey Hendley, of/p	18
1961	Dave Lynn, c	22
1962	Johnny Jones, of	21
1963	Johnny Jones, of	19
1964	Jack McCall, ss	20
1965	George Sutton, of	22
1966	Jack McCall, ss	27
1967	Rusty Adkins, 2b	27
1968	Don Russell, 3b	30
1969	Don Russell, 3b	42
1970	Don Russell, 3b	35
1971	Johnny Severs, of	44
1972	Dave Van Volkenburg, 1b/p	27
1973	Smiley Sanders, of	23
1974	Lin Hamilton, c	32
1975	Kurt Seibert, ss	39
1976	Kurt Seibert, ss	50
1977	Steve Nilsson, 1b	45
1978	Steve Nilsson, 1b	47
1979	Neil Simons, of	49
1980	Neil Simons, of	51
1981	Glenn Gallagher, of	34
1982	Craig Roberson, 3b	48
1983	Frank Russ, 2b	36
1984	Brooks Shumake, of	42
1985	Bert Heffernan, c	45
1986	Bert Heffernan, c	55
1987	Bert Heffernan, c	45
1988	Bert Heffernan, c	*62
1989	Mike Couture, c	55
1990	Brian Kowitz, of	44
1991	Todd Stefan, ss	45
1992	Kevin Northrup, of	51
1993	Billy McMillon, of	47
1994	Mike Hampton, 3b	47
1995	Gary Burnham, of	46
1996	Gary Burnham, of	61
1997	Matthew LeCroy, c	53
1998	Patrick Boyd, of	44
1999	Jason Harris, 1b	64
	Henri Stanley, of	64
2000	Patrick Boyd, of	44
2001	Michael Johnson, 1b	43
2002	Michael Johnson, 1b	50
2003	Michael Johnson, 1b	*63
2004	Brad McCann, 3b	36

2005	Brad Chalk, of	34
2006	Brad Chalk, of	41

Pitching

Appearances

Year	Player (Throws)	App.
1952	Billy O'Dell (L)	10
1953	Billy O'Dell (L)	11
1954	Billy O'Dell (L)	14
1955	Leonard Humphries (R)	7
1956	Leonard Humphries (R)	9
1957	Harold Stowe (L)	9
1958	Harold Stowe (L)	**21
1959	Harold Stowe (L)	19
1960	Jimmy Roller (R)	14
1961	Gene Harbeson (R)	12
1962	Tommy Lyon (L)	13
1963	Tommy Lyon (L)	14
1964	Tommy Chapman (L)	12
1965	Charlie Watson (R)	14
1966	Charlie Watson (R)	15
1967	Pete Myers (R)	16
1968	Tom Hudgins (R)	13
1969	Jay Bevis (R)	16
1970	Jay Bevis (R)	20
1971	Jay Bevis (R)	16
	Rusty Gerhardt (L)	16
1972	Jay Bevis (R)	17
1973	Jimmy Baker (R)	18
1974	Larry Meekins (R)	18
1975	Larry Meekins (R)	14
	Chuck Porter (R)	14
1976	Chuck Porter (R)	15
	Randy Quintrell (L)	15
1977	Ron Musselman (R)	17
1978	Dave Woessner (R)	20
1979	Mike Sullivan (R)	17
1980	Billy Trapp (R)	28
1981	Jimmy Key (L)	18
1982	Lee Wiles (R)	22
1983	Lynn Martin (R)	24
1984	John Pawlowski (R)	22
1985	John Burnett (L)	*22
1986	Mike Huggins (R)	22
1987	Phillip Lowery (R)	23
1988	Brian Barnes (L)	22
	Mike Milchin (L)	22
	Jerome Santivasci (R)	22
1989	Jerome Santivasci (R)	27
1990	Ron Frazier (R)	24
1991	Eric Bradford (R)	25
1992	Aaron Jersild (L)	32
1993	Andy Taulbee (R)	30
1994	Scott Winchester (R)	28
1995	Scott Winchester (R)	33
1996	David Shepard (R)	27
1997	Matt Additon (R)	24
	Scott Clackum (R)	24
1998	Scott Clackum (R)	23
1999	Matt Additon (R)	26
2000	Nick Glaser (R)	33
2001	Josh Cram (R)	28
2002	Tyler Lumsden (L)	27
2003	Robert Rohrbaugh (L)	26

2004	Patrick Hogan (R)	24
2005	Jeff Hahn (R)	25
2006	Daniel Moskos (L)	33

Starts

Year	Player (Throws)	GS
1952	Billy O'Dell (L)	7
1953	Billy O'Dell (L)	8
1954	Billy O'Dell (L)	11
1955	Leonard Humphries (R)	6
1956	Leonard Humphries (R)	7
1957	Harold Stowe (L)	7
1958	Harold Stowe (L)	15
1959	Harold Stowe (L)	9
1960	Dave Sprouse (R)	7
1961	Damon Vincent (R)	10
1962	Tommy Lyon (L)	9
	Dave Olson (R)	9
1963	Damon Vincent (R)	6
1964	Tommy Chapman (L)	11
1965	Tommy Chapman (L)	11
1966	Bill Parmer (R)	9
1967	Bill Parmer (R)	10
1968	Tom Hudgins (R)	10
1969	Rusty Gerhardt (L)	15
1970	Rusty Gerhardt (L)	14
1971	Rusty Gerhardt (L)	14
1972	Rusty Gerhardt (L)	12
1973	Steve Cline (R)	9
1974	Steve Cline (R)	13
1975	Chuck Porter (R)	13
1976	Ron Musselman (R)	14
	Chuck Porter (R)	14
1977	Ron Musselman (R)	15
1978	Mike Sullivan (R)	13
1979	Brian Snyder (L)	14
1980	Mike Brown (R)	15
	Jimmy Key (L)	15
1981	Jimmy Key (L)	15
1982	Jimmy Key (L)	16

1983	Scott Parrish (R)	12
1984	George Stone (R)	11
1985	John Pawlowski (R)	17
	George Stone (R)	17
1986	Bill Steele (R)	16
1987	Brian Barnes (L)	17
1988	Brian Barnes (L)	*19
1989	Brian Barnes (L)	19
1990	Tim Parker (R)	17
1991	Jason Angel (R)	16
1992	Jason Angel (R)	17
1993	Chad Phillips (L)	15
	Jeff Sauve (R)	15
1994	Andy Taulbee (R)	18
1995	Jason Dawsey (L)	19
1996	Kris Benson (R)	19
1997	Ryan Mottl (R)	16
1998	Ryan Mottl (R)	16
1999	Ryan Mottl (R)	17
2000	Ryan Mottl (R)	19
2001	Steve Reba (R)	17
2002	Steve Reba (R)	19
2003	Tyler Lumsden (L)	16
2004	Kris Harvey (R)	14
	Tyler Lumsden (L)	14
2005	Robert Rohrbaugh (L)	16
2006	Jason Berken (R)	18
	Stephen Faris (R)	18

Relief Appearances

Year	Player (Throws)	RA
1952	Gerald Dempsey (R)	3
	Charlie Hall (R)	3
	Robby Saylor (L)	3
1953	Bubba Free (R)	4
1954	Mickey Cone (L)	3
	Billy O'Dell (L)	3
1955	Bill Toth (R)	5
1956	Bill Toth (R)	7
1957	Frank Elrod (L)	4



Harold Stowe led Clemson in virtually every pitching category between the 1957 and 1959 seasons.

2007 CLEMSON BASEBALL



Yearly Leaders



Dave Woessner



Scott Clackum



Billy O'Dell



Jimmy Key



Kris Benson



John Pawlowski



Nelson Gibson

1958	Ed Lakey (R)	8
1959	Harold Stowe (L)	10
1960	Jimmy Roller (R)	9
1961	Jimmy Roller (R)	8
1962	Bill Burnette (R)	9
1963	Tommy Lyon (L)	10
1964	Bob Lowell (R)	9
1965	Charlie Watson (R)	11
1966	Bill James (R)	9
1967	Pete Myers (R)	11
1968	Alan Demarest (R)	9
1969	Jay Bevis (R)	15
1970	Jay Bevis (R)	20
1971	Jay Bevis (R)	16
1972	Jay Bevis (R)	16
1973	Jimmy Baker (R)	17
1974	Larry Meekins (R)	18
1975	Tommy Qualters (R)	13
1976	Houston Matthews (R)	9
1977	Dave Woessner (R)	14
1978	Dave Woessner (R)	19
1979	Billy Trapp (R)	12
	Dave Woessner (R)	12
1980	Billy Trapp (R)	28
1981	Glenn Martin (R)	15
1982	Lee Wiles (R)	22
1983	Lynn Martin (R)	24
1984	John Pawlowski (R)	18
1985	John Burnett (L)	*22
1986	Mike Huggins (R)	22
1987	Phillip Lowery (R)	21
1988	Mike Milchin (L)	22
	Jerome Santivasci (R)	22
1989	Jerome Santivasci (R)	27
1990	Eric Bradford (R)	17
1991	Eric Bradford (R)	25
1992	Aaron Jersild (L)	32
1993	Scott Winchester (R)	26
1994	Scott Winchester (R)	28
1995	Scott Winchester (R)	33

1996	David Shepard (R)	27
1997	Matt Additon (R)	24
	Scott Clackum (R)	24
1998	Scott Clackum (R)	23
1999	Matt Additon (R)	21
2000	Nick Glaser (R)	33
2001	Josh Cram (R)	28
2002	Thomas Boozer (L)	26
2003	Robert Rohrbaugh (L)	25
2004	Patrick Hogan (R)	24
2005	Jeff Hahn (R)	23
2006	Daniel Moskos (L)	33

Complete Games

Year	Player (Throws)	CG
1952	Billy O'Dell (L)	4
1953	Billy O'Dell (L)	6
1954	Billy O'Dell (L)	9
1955	George Compton (R)	3
1956	Johnny Drake (R)	3
1957	Harold Stowe (L)	4
1958	Harold Stowe (L)	8
1959	Harold Stowe (L)	4
1960	Bailey Hendley (R)	2
1961	Gene Harbeson (R)	4
	Damon Vincent (R)	4
1962	Tommy Lyon (L)	5
1963	Greg Casey (R)	2
	Tommy Chapman (L)	2
1964	Tommy Chapman (L)	6
1965	Tommy Chapman (L)	5
1966	Charlie Watson (R)	3
1967	Laval Johnson (L)	2
	Pete Myers (R)	2
	Bill Parmer (R)	2
	Charlie Watson (R)	2
1968	Bill James (R)	4
1969	Dave Van Volkenburg (L)	7
1970	Rusty Gerhardt (L)	*8

1971	Rusty Gerhardt (L)	*6
1972	Rusty Gerhardt (L)	6
1973	Steve Cline (R)	3
	Lindsay Graham (R)	3
1974	Steve Cline (R)	*7
1975	Randy Quintrell (L)	5
1976	Chuck Porter (R)	*11
1977	Ron Musselman (R)	*8
1978	Mike Brown (R)	6
1979	Mike Sullivan (R)	5
1980	Mike Brown (R)	5
1981	Jeff Gilbert (R)	7
1982	Jimmy Key (L)	*7
1983	Jeff Gilbert (R)	2
1984	Scott Parrish (R)	5
1985	George Stone (R)	8
1986	Bill Steele (R)	2
1987	Brian Barnes (L)	5
	Alan Botkin (L)	5
1988	Brian Barnes (L)	6
1989	Brian Barnes (L)	*9
1990	Tim Parker (R)	5
1991	Jason Angel (R)	3
1992	Scott Miller (R)	2
1993	Jason Dawsey (L)	2
1994	Kris Benson (R)	1
	Jason Dawsey (L)	1
	Billy Koch (R)	1
1995	Jason Dawsey (L)	4
1996	Kris Benson (R)	7
1997	Ryan Mottl (R)	2
	Matt White (L)	2
1998	Ryan Mottl (R)	1
	Matt White (L)	1
1999	Ryan Mottl (R)	1
2000	Ryan Mottl (R)	2
2001	Steve Reba (R)	2
2002	Steve Reba (R)	1
2003	Tyler Lumsden (L)	1
2004	Robert Rohrbaugh (L)	1
2005	Josh Cribb (R)	*3
	Stephen Faris (R)	*3
2006	Josh Cribb (R)	1
	Stephen Faris (R)	1

Shutouts

Year	Player (Throws)	SHO
1947	Joe Hazle (R)	1
1948	Nig Griffith (R)	1
1949	Bob Gaddis (R)	1
1950	Bill Ford (R)	1
	Bob Hughes (L)	1
1951	No Individual Shutouts	
1952	No Individual Shutouts	
1953	Billy O'Dell (L)	2
1954	Billy O'Dell (L)	3
1955	No Individual Shutouts	
1956	No Individual Shutouts	
1957	Don Shealy (R)	1
1958	No Individual Shutouts	
1959	Bailey Hendley (R)	1
	Harold Stowe (L)	1
1960	Jimmy Roller (R)	1
1961	No Individual Shutouts	
1962	Damon Vincent (R)	1
1963	No Individual Shutouts	

1964	Greg Casey (R)	1
1965	Tommy Chapman (L)	2
1966	Charles Watson (R)	1
1967	Laval Johnson (L)	1
	Pete Myers (R)	1
	Bill Parmer (R)	1
1968	John Curtis (L)	1
	Alan Demarest (R)	1
	Nelson Gibson (R)	1
	Tom Hudgins (R)	1
	Bill James (R)	1
1969	Rusty Gerhardt (L)	1
	Tom Hudgins (R)	1
1970	Rusty Gerhardt (L)	1
	Dave Van Volkenburg (L)	1
	Dave Van Volkenburg (L)	2
1971	Lindsay Graham (R)	*3
1972	Lindsay Graham (R)	2
1973	Ty Cline (L)	2
1974	Randy Quintrell (L)	2
1975	Randy Quintrell (L)	2
1976	Ron Musselman (R)	*4
1977	Tommy Qualters (R)	*3
1978	Mike Brown (R)	*2
	Mike Sullivan (R)	*2
1979	Mike Sullivan (R)	*2
1980	Mike Brown (R)	*2
	Bill Duke (R)	*2
1981	Jeff Gilbert (R)	1
	Jimmy Key (L)	1
	Scott Parrish (R)	1
1982	Jeff Gilbert (R)	2
1983	Scott Parrish (R)	*1
1984	Scott Parrish (R)	*2
1985	John Pawlowski (R)	2
1986	No Individual Shutouts	
1987	Alan Botkin (L)	2
	Oliver Whitaker (L)	2
1988	Alan Botkin (L)	1
	David Tripp (R)	1
1989	Brian Barnes (L)	1
	Ron Frazier (R)	1
1990	Tim Parker (R)	3
1991	Jason Angel (R)	*2
	Scott Miller (R)	*2
1992	No Individual Shutouts	
1993	No Individual Shutouts	
1994	No Individual Shutouts	
1995	Jason Dawsey (L)	2
1996	Kris Benson (R)	*4
1997	No Individual Shutouts	
1998	No Individual Shutouts	
1999	No Individual Shutouts	
2000	Ryan Mottl (R)	1
2001	Steve Reba (R)	1
2002	No Individual Shutouts	
2003	Tyler Lumsden (L)	1
2004	No Individual Shutouts	
2005	Josh Cribb (R)	*2
2006	No Individual Shutouts	

Wins

Year	Player (Throws)	W
1952	Billy O'Dell (L)	5
1953	Billy O'Dell (L)	6
1954	Billy O'Dell (L)	*8
1955	Leonard Humphries (R)	3

1956	Johnny Drake (R)	4
1957	Harold Stowe (L)	3
1958	Harold Stowe (L)	*14
1959	Harold Stowe (L)	7
1960	Jimmy Roller (R)	5
1961	Damon Vincent (R)	5
1962	Tommy Lyon (L)	*7
1963	Greg Casey (R)	4
1964	Tommy Chapman (L)	6
1965	Bill Parmer (R)	5
	Charlie Watson (R)	5
1966	Charlie Watson (R)	6
1967	Bill Parmer (R)	*9
1968	Nelson Gibson (R)	7
1969	Dave Van Volkenburg (L)	9
1970	Rusty Gerhardt (L)	*9
1971	Rusty Gerhardt (L)	*11
1972	Rusty Gerhardt (L)	7
1973	Steve Cline (R)	*7
1974	Steve Cline (R)	*9
1975	Chuck Porter (R)	*8
1976	Chuck Porter (R)	*12
1977	Ron Musselman (R)	*12
1978	Mike Brown (R)	9
1979	Mike Sullivan (R)	*10
1980	Mike Brown (R)	9
1981	Jeff Gilbert (R)	8
	Scott Parrish (R)	8
1982	Jeff Gilbert (R)	*9
	Jimmy Key (L)	*9
1983	Scott Parrish (R)	6
	Tim Rice (L)	6
1984	Scott Parrish (R)	7
	John Pawlowski (R)	7
	George Stone (R)	7
1985	John Pawlowski (R)	9
	George Stone (R)	9
1986	Bill Steele (R)	9
1987	Brian Barnes (L)	*12
1988	Brian Barnes (L)	*13
1989	Brian Barnes (L)	*16
1990	Dave Tripp (R)	8
1991	Jason Angel (R)	*14
1992	Scott Miller (R)	11
1993	Chad Phillips (L)	12
1994	Andy Taulbee (R)	12
1995	Jason Dawsey (L)	11
1996	Kris Benson (R)	14
1997	Ryan Mottl (R)	10
1998	Ryan Mottl (R)	9
1999	Matt Additon (R)	6
	Thomas Boozer (L)	6
	Chris Heck (L)	6
	Mike Paradis (R)	6
2000	Ryan Mottl (R)	10
2001	Steve Reba (R)	12
2002	Matt Henrie (R)	13
	Steve Reba (R)	13
2003	Tyler Lumsden (L)	8
2004	Kris Harvey (R)	6
2005	Josh Cribb (R)	8
	Robert Rohrbaugh (L)	8
2006	Jason Berken (R)	9
	Josh Cribb (R)	9
	Stephen Faris (R)	9



Jay Bevis led the Tigers in relief appearances for four consecutive seasons between 1969 and 1972.

Yearly Leaders

C



Tommy Chapman




Jeff Gilbert



Matt Henrie



Brian Barnes



Jerome Santivasci



Paul Harrelson



Steve Cline

Innings Pitched

Year	Player (Throws)	IP
1952	Billy O'Dell (L)	56.0
1953	Billy O'Dell (L)	72.1
1954	Billy O'Dell (L)	91.1
1955	Leonard Humphries (R)	42.0
1956	Johnny Drake (R)	45.2
1957	Harold Stowe (L)	55.1
1958	Harold Stowe (L)	*126.2
1959	Harold Stowe (L)	97.1
1960	Jimmy Roller (R)	71.2
1961	Damon Vincent (R)	61.1
1962	Tommy Lyon (L)	82.0
1963	Damon Vincent (R)	44.1
1964	Tommy Chapman (L)	89.1
1965	Tommy Chapman (L)	85.0
1966	Charlie Watson (R)	65.2
1967	Bill Parmer (R)	71.0
1968	Nelson Gibson (R)	62.0
1969	Dave Van Volkenburg (L)	92.1
1970	Rusty Gerhardt (L)	*100.1
1971	Rusty Gerhardt (L)	*108.0
1972	Rusty Gerhardt (L)	*85.0
1973	Lindsay Graham (R)	60.2
1974	Steve Cline (R)	*102.2
1975	Chuck Porter (R)	*81.1
1976	Chuck Porter (R)	*119.0
1977	Ron Musselman (R)	*117.1
1978	Mike Brown (R)	83.1
1979	Mike Sullivan (R)	*91.0
1980	Jimmy Key (L)	*111.1
1981	Jeff Gilbert (R)	102.1
1982	Jimmy Key (L)	*116.0
1983	Scott Parrish (R)	62.2
1984	George Stone (R)	80.2
1985	George Stone (R)	127.1
1986	Bill Steele (R)	109.1
1987	Brian Barnes (L)	120.2
1988	Brian Barnes (L)	*137.2
1989	Brian Barnes (L)	*146.0
1990	Tim Parker (R)	97.0
1991	Jason Angel (R)	108.0
1992	Jason Angel (R)	105.1
1993	Andy Taulbee (R)	97.1
1994	Andy Taulbee (R)	114.2
1995	Jason Dawsey (L)	129.1
1996	Kris Benson (R)	*156.0
1997	Ryan Mottl (R)	106.2
1998	Ryan Mottl (R)	101.0
1999	Ryan Mottl (R)	99.2
2000	Ryan Mottl (R)	107.0
2001	Steve Reba (R)	108.0
2002	Matt Henrie (R)	112.2
2003	Tyler Lumsden (L)	86.0
2004	Tyler Lumsden (L)	81.1
2005	Josh Cribb (R)	109.1
2006	Stephen Faris (R)	103.0

ERA

Year	Player (Throws)	ERA
1953	Billy O'Dell (L)	1.36
1954	Billy O'Dell (L)	0.79
1955	Unavailable	
1956	Johnny Drake (R)	2.56
1957	Harold Stowe (L)	3.58

1958	Harold Stowe (L)	2.34
1959	Harold Stowe (L)	1.57
1960	Jimmy Roller (R)	2.76
1961	Gene Harbeson (R)	3.31
1962	Tommy Lyon (L)	3.62
1963	Greg Casey (R)	2.66
1964	Bob Lowell (R)	2.41
1965	Tommy Chapman (L)	1.80
1966	Charlie Watson (R)	3.43
1967	Bill Parmer (R)	1.14
1968	John Curtis (L)	1.80
1969	Jay Bevis (R)	*1.59
1970	Jay Bevis (R)	1.12
1971	Rusty Gerhardt (L)	2.17
1972	Rusty Gerhardt (L)	2.22
1973	Steve Cline (R)	2.12
1974	Steve Cline (R)	1.84
1975	Randy Quintrell (L)	1.50
1976	Ron Musselman (R)	2.11
1977	Brian Snyder (L)	*1.19
1978	Tommy Qualters (L)	*0.79
1979	Mike Sullivan (R)	*1.98
1980	Bill Duke (R)	*2.24
1981	Jeff Gilbert (R)	3.25
1982	Jimmy Key (L)	2.79
1983	Jeff Gilbert (R)	2.25
1984	Scott Parrish (R)	2.20
1985	George Stone (R)	3.89
1986	Oliver Whitaker (L)	3.12
1987	Alan Botkin (L)	2.54
1988	Jerome Santivasci (R)	1.98
1989	Jerome Santivasci (R)	1.36
1990	Tim Parker (R)	2.97
1991	Jason Angel (R)	*2.33
1992	Mike Holtz (L)	1.26
1993	Scott Winchester (R)	2.61
1994	Mike Holtz (L)	1.66
1995	Scott Winchester (R)	0.59
1996	Kris Benson (R)	*2.02
1997	Ryan Mottl (R)	4.73
1998	Scott Clackum (R)	1.11
1999	Chris Heck (L)	2.23
2000	Nick Glaser (R)	2.45
2001	Steve Reba (R)	2.58
2002	Matt Henrie (R)	3.12
2003	Jason Berken (R)	3.19
2004	Jason Berken (R)	2.53
2005	Stephen Faris (R)	2.60
2006	Stephen Faris (R)	2.36

Strikeouts

Year	Player (Throws)	K
1952	Billy O'Dell (L)	81
1953	Billy O'Dell (L)	108
1954	Billy O'Dell (L)	*111
1955	Leonard Humphries (R)	39
1956	Johnny Drake (R)	49
1957	Harold Stowe (L)	36
1958	Harold Stowe (L)	*126
1959	Harold Stowe (L)	*117
1960	Bailey Hendley (R)	39
1961	Damon Vincent (R)	62
1962	Tommy Lyon (L)	52
1963	Damon Vincent (R)	48
1964	Tommy Chapman (L)	*83
1965	Tommy Chapman (L)	100

1966	Charlie Watson (R)	72
1967	Charlie Watson (R)	71
1968	Bill James (R)	45
1969	Rusty Gerhardt (L)	*99
1970	Rusty Gerhardt (L)	*111
1971	Rusty Gerhardt (L)	*111
1972	Rusty Gerhardt (L)	61
1973	Steve Cline (R)	68
1974	Steve Cline (R)	*69
1975	Chuck Porter (R)	67
1976	Ron Musselman (R)	78
1977	Ron Musselman (R)	*107
1978	Mike Sullivan (R)	63
1979	Mike Sullivan (R)	79
1980	Mike Brown (R)	77
1981	Jeff Gilbert (R)	58
1982	Jimmy Key (L)	94
1983	Tim Rice (L)	42
1984	George Stone (R)	57
1985	George Stone (R)	93
1986	Brian Barnes (L)	53
1987	Brian Barnes (L)	*112
1988	Brian Barnes (L)	*140
1989	Brian Barnes (L)	*208
1990	Tim Parker (R)	90
1991	Mike Kimbrell (R)	74
1992	Jason Angel (R)	76
1993	Andy Taulbee (R)	85
1994	Andy Taulbee (R)	103
1995	Jason Dawsey (L)	*133
1996	Kris Benson (R)	*204
1997	Ryan Mottl (R)	99
1998	Ryan Mottl (R)	96
1999	Mike Paradis (R)	87
2000	Ryan Mottl (R)	81
2001	Steve Reba (R)	103
2002	Steve Reba (R)	82
2003	Tyler Lumsden (L)	72
2004	Tyler Lumsden (L)	88
2005	Josh Cribb (R)	97
2006	Stephen Faris (R)	86

Saves

Year	Player (Throws)	Svs
1969	Jay Bevis (R)	6
1970	Jay Bevis (R)	5
1971	Jay Bevis (R)	4
1972	Jay Bevis (R)	5
1973	Jimmy Baker (R)	3
	Lindsay Graham (R)	3
1974	Larry Meekins (R)	3
1975	Tommy Qualters (R)	6
1976	Houston Matthews (R)	4
1977	Dave Woessner (R)	5
1978	Dave Woessner (R)	6
1979	Len Bradley (R)	5
1980	Len Bradley (R)	7
1981	Lynn Martin (R)	2
	Tim Rice (L)	2
1982	Roger Hackett (L)	2
	David Hess (R)	2
	Lee Wiles (R)	2
1983	Lynn Martin (R)	4
1984	John Pawlowski (R)	4
1985	John Burnett (L)	*4
1986	Chuck Baldwin (R)	5

1987	Doug Marchal (R)	5
1988	Mike Milchin (L)	8
1989	Jerome Santivasci (R)	6
1990	Ron Frazier (R)	4
1991	Eric Bradford (R)	2
	Mike Holtz (L)	2
	Scott Miller (R)	2
	Chad Phillips (L)	2
1992	Aaron Jersild (L)	7
1993	Scott Winchester (R)	10
1994	Scott Winchester (R)	10
1995	Scott Winchester (R)	*14
1996	David Shepard (R)	5
1997	Matt Additon (R)	5
1998	Scott Clackum (R)	*9
1999	Chris Heck (L)	5
2000	Nick Glaser (R)	*15
2001	Josh Cram (L)	6
2002	Paul Harrelson (R)	8
2003	Paul Harrelson (R)	6
2004	Patrick Hogan (R)	*10
2005	Jeff Hahn (R)	3
2006	Daniel Moskos (L)	10

Batters Faced

Year	Player (Throws)	BF
1960	Jimmy Roller (R)	289
1961	Damon Vincent (R)	286
1962	Tommy Lyon (L)	346
1963	Tommy Lyon (L)	198
1964	Tommy Chapman (L)	394
1965	Tommy Chapman (L)	364
1966	Charlie Watson (R)	276
1967	Bill Parmer (R)	290
1968	Nelson Gibson (R)	257
1969	Dave Van Volkenburg (L)	407
1970	Rusty Gerhardt (L)	410
1971	Rusty Gerhardt (L)	424
1972	Lindsay Graham (R)	276
1973	Steve Cline (R)	257

1974	Steve Cline (R)	417
1975	Chuck Porter (R)	361
1976	Chuck Porter (R)	474
1977	Ron Musselman (R)	483
1978	Brian Snyder (L)	370
1979	Brian Snyder (L)	397
1980	Jimmy Key (L)	454
1981	Jeff Gilbert (R)	429
1982	Jimmy Key (L)	485
1983	Scott Parrish (R)	273
1984	George Stone (R)	327
1985	George Stone (R)	569
1986	Bill Steele (R)	481
1987	Brian Barnes (L)	523
1988	Brian Barnes (L)	598
1989	Brian Barnes (L)	*602
1990	Tim Parker (R)	417
1991	Jason Angel (R)	443
1992	Jason Angel (R)	454
1993	Andy Taulbee (R)	419
1994	Andy Taulbee (R)	489
1995	Jason Dawsey (L)	529
1996	Kris Benson (R)	*606
1997	Ryan Mottl (R)	479
1998	Ryan Mottl (R)	441
1999	Ryan Mottl (R)	480
2000	Ryan Mottl (R)	451
2001	Steve Reba (R)	434
2002	Steve Reba (R)	437
2003	Tyler Lumsden (L)	373
2004	Tyler Lumsden (L)	358
2005	Josh Cribb (R)	469
2006	Stephen Faris (R)	408

* - led the ACC; ^ - led the nation;
Note: **Bold** denotes a Clemson single-season record.



Tyler Lumsden is the only lefty to lead Clemson in strikeouts in the last 11 years, as he did so in 2003,04.

2007 CLEMSON BASEBALL



Highest Scoring Innings

Clemson • Overall

Rk	Date	Opponent	Inning	Runs
1.	3-21-98	Maryland	3	19
2.	4-7-79	at N.C. State	9	18
3.	4-23-99	Georgia Tech	4	16
4.	3-14-98	Maine ²	6	14
5.	3-30-54	Washington & Lee	3	13
6.	4-2-52	Davidson	4	12
	3-31-74	Duke	4	12
	3-20-78	Duke	5	12
	3-10-87	Marshall	1	12
	2-28-98	North Carolina-Wilmington	3	12
	3-14-98	Maine ¹	5	12
	3-26-02	Coastal Carolina	5	12
	6-02-02	East Carolina	6	12
	4-10-05	Duke	8	12

Clemson • Inning 1

Rk	Date	Opponent	Runs
1.	3-10-87	Marshall	12
2.	3-27-86	Maryland	11
3.	4-18-61	South Carolina	10
	4-8-70	at Belmont Abbey	10
	3-30-02	Maryland	10

Clemson • Inning 2

Rk	Date	Opponent	Runs
1.	5-3-04	Florida State	11
2.	5-22-80	East Tennessee State	10

Clemson • Inning 3

Rk	Date	Opponent	Runs
1.	3-21-98	Maryland	19
2.	3-30-54	Washington & Lee	13
3.	2-28-98	North Carolina-Wilmington	12
4.	4-7-99	Western Carolina	11

Clemson • Inning 4

Rk	Date	Opponent	Runs
1.	4-23-99	Georgia Tech	16
2.	4-2-52	Davidson	12
	3-31-74	Duke	12
4.	5-19-05	Miami (FL)	11
5.	5-3-41	Newberry	10

Clemson • Inning 5

Rk	Date	Opponent	Runs
1.	3-20-78	at Duke	12
	3-14-98	Maine ¹	12
	3-26-02	Coastal Carolina	12
4.	3-6-98	Stetson	11
5.	3-28-69	Buffalo	10
	4-20-84	vs. Maryland*	10
	4-10-89	Western Carolina	10
	3-24-96	Maryland	10
	3-18-97	Coastal Carolina	10
	2-26-00	James Madison	10

* - Durham, NC



Taylor Harbin had two hits and scored two runs in Clemson's 12-run eighth inning at Doug Kingsmore Stadium on April 10, 2005.

Clemson • Inning 6

Rk	Date	Opponent	Runs
1.	3-14-98	Maine ²	14
2.	6-2-02	East Carolina	12
3.	3-2-91	at Nevada-Las Vegas	11
4.	4-17-71	Florida State	10
	4-14-90	N.C. State	10

Clemson • Inning 7

Rk	Date	Opponent	Runs
1.	4-17-51	Furman	11
	4-2-58	The Citadel	11
	4-18-00	Elon	11
4.	3-19-74	at Florida	10
	5-13-82	at Georgia Southern	10

Clemson • Inning 8

Rk	Date	Opponent	Runs
1.	4-10-05	Duke	12
2.	4-1-50	at Presbyterian	11
	3-3-75	West Virginia	11
4.	2-27-80	Georgia	10
	4-23-02	Furman	10

Clemson • Inning 9

Rk	Date	Opponent	Runs
1.	4-7-79	at N.C. State	18
2.	4-14-95	at N.C. State	11

Opponent • Overall

Rk	Date	Opponent	Inning	Runs
1.	4-28-30	at South Carolina	7	13
2.	4-10-93	at N.C. State	1	12
	4-23-97	at South Carolina	5	12
4.	4-5-97	at Florida State	6	11
5.	4-11-29	Michigan	5	10
	3-31-49	Duke	5	10
	3-20-76	at Georgia Southern	8	10
	4-8-81	at Georgia	5	10
	5-14-94	at Georgia Tech	5	10

Opponent • Inning 1

Rk	Date	Opponent	Runs
1.	4-10-93	at N.C. State	12
2.	3-24-50	Michigan State	8
	4-17-85	vs. Maryland*	8

* - Atlanta, GA

Opponent • Inning 2

Rk	Date	Opponent	Runs
1.	4-7-37	at Erskine	9
2.	5-13-50	The Citadel	8
	6-15-58	vs. Holy Cross*	8
	3-12-72	at Florida State	8

* - Omaha, NE

Opponent • Inning 3

Rk	Date	Opponent	Runs
1.	4-18-49	Wofford	9
	4-24-77	Wake Forest	9
3.	4-12-55	Maryland	8
	5-4-62	at Wake Forest	8
	4-12-90	at South Carolina	8
	4-19-97	at N.C. State	8

Opponent • Inning 4

Rk	Date	Opponent	Runs
1.	5-7-69	at Davidson	9
2.	3-27-54	vs. Ohio State*	8
	2-2-86	at Georgia Southern	8

* - Winter Park, FL

Opponent • Inning 5

Rk	Date	Opponent	Runs
1.	4-23-97	at South Carolina	12
2.	3-31-49	at Duke	10
	4-8-81	at Georgia	10
	5-14-94	at Georgia Tech	10
	5-28-99	vs. Missouri State*	10

* - Fayetteville, AR

Opponent • Inning 6

Rk	Date	Opponent	Runs
1.	4-5-97	at Florida State	11
2.	4-11-29	Michigan	10
3.	4-7-52	Wake Forest	9
	3-18-06	at Virginia	9
5.	3-28-85	at Virginia	8
	4-29-05	Georgia Tech	8

Opponent • Inning 7

Rk	Date	Opponent	Runs
1.	4-28-30	at South Carolina	13
2.	4-12-55	Maryland	8
	3-28-66	Ohio	8
	3-19-76	at Jacksonville	8
	4-29-83	at Western Carolina	8
	4-24-85	at Georgia	8
	6-2-01	at Miami (FL)	8

Opponent • Inning 8


Rk	Date	Opponent	Runs
1.	3-20-76	at Georgia Southern	10
2.	4-4-49	Georgia	9
	5-8-95	at Georgia Southern	9
4.	5-23-66	at Florida State	8
	4-9-69	at Georgia	8
	3-25-97	at Western Carolina	8
	3-5-99	Liberty	8
	4-16-06	at Georgia Tech	8

Opponent • Inning 9

Rk	Date	Opponent	Runs
1.	4-19-49	Presbyterian	9



Steve Tucker scored two of Clemson's 12 runs in the fourth inning against Duke at Doug Kingsmore Stadium on March 31, 1974.



Dave Buffamoyer scored three of his school-record seven runs during Clemson's 18-run ninth inning at N.C. State on April 7, 1979.

Individual Career Batting Stats (ACC Era)



Player	Year(s)	Avg	G-GS	AB	R	H	2B	3B	HR	RBI	SB	Player	Year(s)	Avg	G-GS	AB	R	H	2B	3B	HR	RBI	SB
Abbott, Gus	1956-58	.278	NA-NA	54	10	15	4	0	2	10	0-NA	Coker, Roy	1954	.314	23-NA	105	17	33	5	4	0	13	1-NA
Adams, Mark	1970-73	.229	29-NA	35	3	8	0	2	1	5	0-NA	Coleman, Jim	1955	.423	11-NA	26	7	11	1	0	1	4	2-NA
Adeimy, John	1973	.298	37-NA	121	16	36	1	2	1	15	3-NA	Colvin, Tyler	2004-06	.315	186-165	667	136	210	54	7	20	142	39-47
Adkins, Rusty	1965-67	.379	97-NA	396	109	150	22	17	11	66	38-NA	Compton, George	1955,56	.179	NA-NA	28	2	5	0	0	0	0	0-NA
Anderson, Alan	1969	1.000	3-NA	2	2	2	1	0	0	2	0-NA	Corbin, Ted	1992	.372	54-54	199	51	74	14	2	0	20	10-13
Anderson, Jack	1969	.258	23-NA	66	14	17	0	1	1	6	4-NA	Cordileone, Lou	1959	.250	16-NA	48	10	12	1	0	2	10	3-NA
Anderson, Jim	1990,91	.254	101-NA	264	55	67	15	0	9	40	1-4	Cositore, Vince	1972	.000	1-NA	1	0	0	0	0	0	0	0-NA
Andrade, Jr., Jorge	2005	.208	19-4	24	4	5	1	0	1	5	0-0	Couture, Mike	1987-90	.299	202-NA	616	159	184	36	7	32	151	85-107
Antonokas, George	1969	.250	2-NA	4	0	1	0	0	0	0	0-NA	Cowart, Lawton	1964-66	.287	75-NA	254	56	73	7	2	12	50	4-NA
Allen, Robbie	1978-80	.267	143-NA	484	100	129	19	6	11	73	19-28	Crews, Jerry	1956	.750	NA-NA	4	0	3	0	0	0	2	0-NA
Armstrong, Terry	1971-74	.249	77-NA	185	23	46	7	0	0	23	2-NA	Crocker, Barry	1954	.306	24-NA	98	18	30	4	2	2	16	3-NA
Ayers, Stan	1962-64	.293	62-NA	188	32	55	3	1	4	31	4-NA	Crosland, Ben	1954,55	.211	11-NA	19	5	4	2	0	0	4	0-NA
Ayoub, Pete	1961-63	.318	70-NA	261	51	83	17	3	2	53	1-NA	Crowley, Jim	1988-91	.328	247-NA	826	199	271	57	1	43	197	23-31
Bach, Woody	1968	.167	20-NA	30	5	5	0	0	0	1	1-NA	Currier, Steve	1985	-----	18-NA	0	0	0	0	0	0	0	0-1
Bagwell, Kenny	1970,72	.278	65-NA	237	40	66	14	0	0	22	3-NA	Curtis, John	1968	.258	14-NA	31	5	8	0	1	1	5	1-NA
Bagwell, Larry	1957-59	.265	NA-NA	324	67	86	13	5	3	52	8-NA	D'Alessio, Andy	2004-06	.306	194-180	640	120	196	39	1	42	167	10-14
Baker, Jeff	2000-02	.334	196-194	773	191	258	41	4	59	226	26-37	Daniels, Fred	1990-92	.249	93-NA	189	41	47	10	2	0	30	7-11
Baker, Jimmy	1970,72,73	.167	23-NA	18	1	3	0	0	0	1	0-NA	Dantzler, Ellis	1964-66	.341	62-NA	220	40	75	11	6	5	44	8-NA
Baldwin, Chuck	1984-87	.333	228-NA	935	177	311	62	8	29	184	16-23	Davidson, Mark	1982	.336	59-NA	223	58	75	16	2	8	50	18-18
Ballentine, Tim	1975	.500	4-NA	4	1	2	1	0	0	0	0-NA	Davis, Billy	1983	.241	33-NA	83	12	20	5	1	0	11	4-7
Barbary, Eddie	1965-67	.278	95-NA	334	55	93	11	3	4	38	5-NA	Dawsey, Jason	1993-95	.259	143-71	139	33	36	5	1	1	14	3-3
Barnes, Brian	1987	.000	20-NA	2	0	0	0	0	0	1	0-0	DeBerry, Fred	1957-59	.287	NA-NA	254	53	73	11	2	1	44	7-NA
Barnett, Bill	1954-56	.287	NA-NA	230	47	66	9	6	6	35	13-NA	DeBerry, Joe	1989-91	.336	188-NA	655	152	220	35	6	35	159	15-21
Barrett, Joe	1984	.286	10-NA	14	2	4	0	0	0	2	0-0	DeMaino, L.J.	2002	.291	49-30	127	37	3	5	0	15	12-14	
Baucom, Steve	1984-87	.331	206-NA	698	131	231	49	12	14	139	17-20	Demarest, Alan	1968-70	.273	38-NA	44	6	12	4	1	0	6	0-NA
Beasley, David	1976	.000	10-NA	4	0	0	0	0	0	0	1-NA	Demmink, Herman	2003-06	.311	232-207	821	168	255	46	7	13	116	30-44
Beasley, Rick	1971	.191	18-NA	47	3	9	0	0	0	3	1-NA	DeMoura, Eric	1994-97	.295	185-132	550	110	162	20	1	4	82	16-21
Belk, Greg	1972,74-76	.210	70-NA	205	37	43	7	1	5	24	9-NA	Dempsey, Bob	1959	.261	18-NA	46	10	12	2	1	1	10	1-NA
Bevis, Jay	1969-72	.280	83-NA	25	10	7	0	0	0	1	0-NA	Diehl, Keith	1986	.333	13-NA	21	3	7	1	0	0	1	0-0
Biegert, Mark	1984-87	.312	174-NA	372	95	116	21	5	5	71	15-15	Dillon, Scott	1985,86	.306	124-NA	447	85	137	24	3	8	78	25-31
Bigwood, Dave	1973	.000	14-NA	4	0	0	0	0	0	0	0-NA	Dinneen, John	1966,67	.150	20-NA	20	8	3	0	1	0	1	1-NA
Blackston, Charlie	1954,55	.214	24-NA	56	11	12	2	0	2	8	2-NA	Dixon, Eddie	1969,70	.284	60-NA	169	32	48	9	8	2	29	2-NA
Blakeney, Reid	1959,60	.208	22-NA	24	6	5	1	0	0	4	0-NA	Douglass, Jesse	1999	.000	7-0	7	0	0	0	0	0	0	0-0
Blanton, Bo	1982	.333	7-NA	9	2	3	0	0	0	4	0-0	Drake, Johnny	1956	.217	NA-NA	23	4	5	1	1	2	8	0-NA
Boettcher, Donny	1970	.143	6-NA	7	0	1	0	0	0	0	0-NA	DuBose, Scott	1979	.240	14-NA	25	4	6	1	0	1	4	2-2
Bohonak, Mike	1963,64	.312	36-NA	125	23	39	7	1	2	17	4-NA	Duffie, Will	1994-96	.283	177-131	491	92	139	28	4	10	92	3-5
Bonekat, Bill	1967-69	.150	20-NA	20	1	3	0	0	0	3	0-NA	Dukes, Mike	1958	.000	NA-NA	1	0	0	0	0	0	0	0-NA
Bonnette, Robert	1976-79	.305	211-NA	813	173	248	51	9	18	174	28-NA	Dunlap, Gene	1966	.185	14-NA	27	6	5	1	0	1	8	1-NA
Borgert, Derek	1996-99	.319	159-79	342	64	109	23	0	7	72	1-2	Easterling, Jess	2003	.300	10-1	10	3	3	0	0	0	0	1-1
Boyd, Patrick	1998-01	.341	191-190	760	196	259	57	6	28	178	49-63	Eckert, Tony	1973-75	.266	86-NA	289	33	77	14	1	8	43	4-NA
Boyd, Roger	1960	.158	18-NA	19	3	3	1	0	0	3	2-NA	Edgewater, Teak	1958	.000	NA-NA	3	0	0	0	0	0	0	0-NA
Bradford, Jeff	1971-73	.161	26-NA	31	2	5	0	0	1	4	0-NA	Ellis, Brian	1997-00	.297	190-162	583	152	173	41	3	7	117	19-25
Bradley, Jimmy	1967,68	.254	31-NA	59	9	15	1	0	0	7	1-NA	Ellisor, Dave	1961-63	.290	57-NA	221	50	64	7	5	2	28	19-NA
Bradshaw, Toby	1960	.304	22-NA	79	8	24	7	1	0	15	1-NA	Embler, Jason	1994-97	.302	215-180	724	150	219	44	3	30	144	5-11
Bray, Randy	1968-70	.302	128-NA	457	75	138	22	1	5	64	17-NA	Eskew, Jerry	1968	.239	23-NA	67	7	16	3	0	2	9	0-NA
Brier, Coe	1981,82	.252	80-NA	218	25	55	14	1	7	36	6-6	Eubanks, Charlie	1959	1.000	2-NA	1	0	1	0	0	0	0	0-NA
Brizek, Seth	1993-95	.260	180-165	654	113	170	31	1	19	99	16-26	Evans, Garrick	2002-04	.302	121-69	291	60	88	26	2	4	41	15-22
Brooks, Jerry	1986-88	.349	177-NA	647	150	226	44	5	30	158	8-11	Everett, Brady	2003,04	.270	56-34	122	12	33	7	0	2	19	1-2
Broome, Nathan	1996,97	.308	91-52	198	39	61	7	2	3	33	7-7	Eydenberg, Mike	1993,94	.291	100-77	296	45	86	25	4	2	55	5-8
Brown, Carol	1955-57	.181	NA-NA	105	16	19	1	2	0	5	0-NA	Fahrney, Gary	1975,76	.273	47-NA	139	33	38	6	2	4	26	3-NA
Brown, Joe	1954	.250	13-NA	28	4	7	0	0	1	5	2-NA	Fairey, Burke	1985-88	.291	121-NA	244	56	71	20	5	4	38	8-13
Brown, Mike	1979,80	.000	36-NA	1	1	0	0	0	0	0	0-0	Faw, Brian	1989	-----	20-NA	0	0	0	0	0	0	0	0-0
Browning, Skip	1998	-----	13-11	0	0	0	0	0	0	0	0-0	Ferguson, Jesse	2005	.154	44-5	52	6	8	1	0	0	5	1-1
Bryant, Russell	1970,71	.200	15-NA	15	1	3	1	0	0	0	0-NA	Fish, Barry	1963	.200	19-NA	50	9	10	1	1	0	8	1-NA
Bryant, Tim	1959,60	.257	36-NA	74	12	19	1	0	1	10	0-NA	Fisher, Jeff	1985	.000	15-NA	1	0	0	0	0	0	0	0-0
Buffamoyer, Dave	1978,79	.317	85-NA	287	84	91	13	5	12	52	32-40	Fitzsimmons, Pat	1972-75	.261	116-NA	376	48	98	10	2	1	57	10-NA
Bultmann, Kurt	1996-99	.321	249-241	953	233	306	82	4	43	214	13-20	Foley, Bill	1975-77	.302	118-NA	444	79	134	23	3	25	103	1-NA
Burg, Alex	2006	.219	25-2	32	5	7	3	0	1	8	1-1	Foster, Chuck	1990,91	.273	70-NA	143	37	39	7	0	2	14	4-5
Burnette, Bill	1961,62	.222	13-NA	9	4	2	0	0	1	2	0-NA	Frank, Kyle	1999,01-03	.297	230-206	818	152	243	48	1	14	138	13-23
Burnette, Zack	1958-60	.240	NA-NA	288	42	69	7	2	2	36	4-NA	Frantz, Tim	1994,95	.154	29-0	26	4	4	0	0	0	2	0-0
Burnham, Gary	1994-97	.340	213-213	795	215	270	77	10	29	209	10-22	Freeman, Todd	1978	.217	20-NA	46	10	10	3	2	1	9	0-0
Caldwell, Dave	1975-77	.298	127-NA	483	103	144	30	12	18	106	10-NA	Frick, Talmadge	1962	.500	7-NA	2	2	1	0	0	0	0	0-NA
Calitri, Mike	1998-00	.291	92-45	189	45	55	14	2	8	51	1-2	Fulton, Jay	1981-84	.181	146-NA	287	62	52	8	1	9	43	25-29
Cantrell, Jim	1955	.000	5-NA	5	1	0	0	0	0	0	0-NA	Gaddis, C.J.	2004	.000	22-3	16	6	0					

Individual Career Batting Stats (ACC Era)

Player	Year(s)	Avg	G-GS	AB	R	H	2B	3B	HR	RBI	SB	Player	Year(s)	Avg	G-GS	AB	R	H	2B	3B	HR	RBI	SB	
Guin, Greg	1979-91	.309	154-NA	547	106	169	42	2	14	120	15-20	Lynn, Dave	1958,60,61	.350	NA-NA	163	42	57	7	2	15	54	2-NA	
Hackle, Trent	1991-93	.261	66-30	157	21	41	5	1	0	20	3-5	Lyon, Tommy	1962,63	.364	28-NA	55	4	20	1	1	0	4	0-NA	
Hall, Ben	2005-06	.266	78-11	109	15	29	7	1	3	18	1-4	Macrina, Eric	1988-91	.308	201-NA	647	148	199	40	6	51	192	8-12	
Hamilton, Lin	1971-74	.294	131-NA	435	75	128	19	6	10	72	7-NA	Mahoney, Collin	2002-04	.238	97-47	185	31	44	12	0	6	34	0-1	
Hampton, Mike	1993,94	.341	121-106	417	113	142	34	6	14	92	42-52	Mahoney, Mike	1973-75,81	.296	109-NA	365	79	108	24	5	4	48	18-NA	
Harbeson, Gene	1961-63	.254	64-NA	213	35	54	9	0	9	28	4-NA	Mallon, Tom	1984	-----	16-NA	0	1	0	0	0	0	0	0-0	
Harbin, Taylor	2005,06	.331	130-130	528	118	175	48	6	19	110	17-21	Marisca, Charlie	1969	.100	4-NA	10	2	1	1	0	0	2	1-NA	
Harris, Jason	1998,99	.347	128-128	475	132	165	37	2	19	125	31-38	Markley, Jim	1960	.000	1-NA	1	0	0	0	0	0	0	0-NA	
Harrison, Robert	1955	.381	9-NA	21	2	8	1	0	0	1	0-NA	Marsella, Ben	1963,64	.264	45-NA	140	30	37	5	3	6	32	4-NA	
Harvey, Kris	2003-05	.335	151-137	487	107	163	28	0	35	122	5-10	Marsh, Bill	1957	.111	NA-NA	18	3	2	0	0	0	1	0-NA	
Hawkins, Heyward	1962	.000	1-NA	1	0	0	0	0	0	0	0-NA	Martin, Lynn	1983	-----	24-NA	0	0	0	0	0	0	0	0	0-0
Hawkins, Ty	1987	.333	15-NA	21	2	7	2	0	0	3	0-0	Masone, Tony	1977-79	.330	112-NA	415	83	137	29	7	22	114	19-NA	
Haynes, Richard	1971-74	.275	142-NA	502	88	138	23	4	13	75	6-NA	Mazey, Randy	1985-88	.331	216-NA	650	170	215	40	6	20	121	65-76	
Heffernan, Bert	1985-88	.337	259-NA	993	285	335	63	14	27	195	54-71	McCall, Jack	1964-66	.317	84-NA	322	83	102	20	3	17	70	14-NA	
Helms, Garry	1965,67	.343	41-NA	143	22	49	6	3	2	26	2-NA	McCall, Mike	1967	.237	36-NA	139	28	33	8	1	1	11	5-NA	
Hendley, Bailey	1958-60	.333	NA-NA	279	71	93	15	4	5	42	9-NA	McCann, Brad	2003,04	.363	123-123	504	108	183	41	1	25	132	8-14	
Hendricks, Pete	1970-72	.248	47-NA	165	20	41	2	2	0	16	3-NA	McClean, Dexter	1993,94	.259	98-80	282	54	73	7	5	0	38	16-22	
Henrie, Matt	2001	.000	18-10	1	0	0	0	0	0	0	0-0	McCollom, Jim	1982-85	.343	226-NA	830	203	285	56	12	52	218	20-26	
Hester, Ricky	1982,83	.314	95-NA	303	61	95	14	8	5	49	20-25	McCray, Otrell	1996,97	.227	90-50	181	34	41	7	0	2	21	10-11	
Hoffman, Doug	1957-59	.247	NA-NA	279	65	69	8	8	8	47	17-NA	McDaniel, Mark	1975,76	.208	44-NA	72	17	15	1	1	0	5	7-NA	
Hogan, Doug	2005,06	.130	46-3	46	3	6	1	0	1	7	0-0	McDaniel, Tommy	1969	.375	11-NA	16	4	6	1	0	1	2	0-NA	
Hogan, Patrick	2001	.000	16-1	1	0	0	0	0	0	0	0-0	McDonald, Leon	1957,58	.300	NA-NA	20	2	6	3	0	0	3	0-NA	
Holland, Eddie	1968-70	.242	103-NA	293	51	71	12	3	6	40	3-NA	McMillon, Billy	1991-93	.381	154-142	527	173	201	55	8	19	105	29-45	
Holloway, Tito	1998	.500	8-0	4	0	2	0	0	0	0	0-0	Meekins, Larry	1975	.000	14-NA	1	0	0	0	0	0	0	0-NA	
Holstad, Brian	1997-00	.264	197-136	478	113	126	16	3	3	64	31-40	Melzer, Scott	1991-93	.246	46-2	65	17	16	1	1	0	9	3-3	
Hoover, Alan	1976-78	.256	94-NA	293	49	75	24	1	6	41	3-NA	Meredith, Doc	1975	.258	14-NA	31	4	8	3	0	0	5	0-NA	
Horne, Todd	1982	.304	16-NA	23	5	7	0	0	0	6	0-0	Milchin, Mike	1987-89	.319	187-NA	680	149	217	51	7	25	169	8-13	
Hourigan, Jeff	2002,03	.270	107-79	307	36	83	14	0	8	47	1-1	Miller, David	1993-95	.335	183-157	644	143	216	30	15	10	149	51-64	
Howard, Mo	1971	.000	1-NA	1	0	0	0	0	0	0	0-NA	Miller, Jeff	1990-93	.275	218-NA	738	149	203	49	15	19	139	16-27	
Hub, Ryan	2000,02,04	.230	128-59	230	44	53	8	2	6	35	5-9	Miller, Seth	2001,02	.317	62-30	120	23	38	6	0	0	9	3-4	
Hubbard, Bob	1957	.157	NA-NA	51	7	8	0	0	0	2	0-NA	Mitchell, D.J.	2006	.289	51-19	90	20	26	3	0	0	12	8-11	
Hudgins, Tom	1968-70	.083	34-NA	36	3	3	0	0	0	3	0-NA	Monahan, Shane	1993-95	.394	207-207	856	235	337	60	21	32	169	61-80	
Huggins, Elmer	1960	.038	15-NA	26	1	1	0	0	0	1	0-NA	Monin, Andy	1991-94	.299	170-111	445	74	133	26	2	8	92	3-6	
Huggins, Mark	1982,84	.163	24-NA	43	5	7	2	0	0	6	3-3	Montjot, Dave	1969	.500	3-NA	2	0	1	0	0	0	0	0-NA	
Hughes, Jerald	1972	.143	18-NA	7	4	1	1	0	0	2	1-NA	Moore, Ronnie	1964,65	.212	42-NA	132	31	28	3	0	5	21	0-NA	
Humphrey, Andre	1994	.164	32-20	67	13	11	2	1	0	2	1-3	Mork, Hoby	1993,94	.226	59-43	133	28	30	6	0	1	14	0-3	
Humphries, Leonard	1954-56	.185	NA-NA	54	6	10	0	0	1	5	0-NA	Morris, Bobby	1954	.238	22-NA	80	17	19	2	2	3	8	1-NA	
Hyde, Justin	1998	.348	27-9	46	7	16	7	1	2	12	1-1	Morris, Jeff	1990-93	.313	196-NA	524	120	164	19	7	2	72	15-24	
Ing, Charlie	1972-74	.277	85-NA	296	46	82	17	5	3	28	13-NA	Morris, Wyman	1954	.205	24-NA	88	17	18	2	1	7	20	10-NA	
Ingram, John	2004-06	.234	75-28	128	18	30	6	0	4	21	2-3	Murray, Ken	1971	1.000	2-NA	1	0	1	0	0	0	0	0-NA	
Jackson, Steven	2004	.000	22-3	1	0	0	0	0	0	0	0-0	Myers, Doby	1956	.277	NA-NA	47	8	13	1	0	0	2	0-NA	
Jackson, Tony	1963-65	.283	57-NA	145	27	41	12	3	1	13	1-NA	Myers, Pete	1965-67	.240	54-NA	100	9	24	3	0	1	28	0-NA	
James, Bill	1966-68	.189	34-NA	37	6	7	0	0	1	6	0-NA	Nilsson, Steve	1976-78	.270	142-NA	507	131	137	17	7	6	63	46-NA	
Jasensky, Joe	1981	.156	19-NA	45	6	7	1	1	0	3	2-2	Nixon, Buddy	1962,64	.315	51-NA	184	43	58	12	6	9	50	0-NA	
Jay, John	1984-87	.307	147-NA	345	66	106	21	0	21	77	1-5	Norris, Bobby	1958,59	.135	NA-NA	37	8	5	0	0	0	4	0-NA	
Johnson, Johnny	1968,70	.185	48-NA	130	19	24	5	0	4	17	2-NA	Northrup, Kevin	1989-92	.338	219-NA	742	186	251	55	11	22	150	83-94	
Johnson, Laval	1967-69	.157	84-NA	89	40	14	6	2	0	13	6-NA	Nystrom, Peter	1998	.309	48-45	152	47	47	11	2	6	42	2-2	
Johnson, Michael	2000-03	.344	235-219	800	201	275	52	4	58	213	25-31	Oakley, Frank	1962,63	.150	15-NA	20	5	3	1	0	0	8	0-NA	
Jones, Johnny	1962,63	.379	50-NA	182	50	69	7	4	11	49	5-NA	O'Dell, Billy	1954	.214	14-NA	28	3	6	2	1	0	3	1-NA	
Jordan, Whitey	1956	.000	NA-NA	11	2	0	0	0	0	0	0-NA	Odle, Dennis	1971	.000	5-NA	3	0	0	0	0	0	0	0-NA	
Kaltenbach, Leo	1955	.200	7-NA	15	3	3	2	1	0	3	0-NA	Ogburn, Mac	1962	.105	10-NA	19	1	2	1	0	0	1	0-NA	
Kane, Jeff	1998,99	.269	28-0	26	5	7	1	0	1	4	0-0	Olson, Dave	1961,62	.222	21-NA	27	3	6	0	0	0	2	0-NA	
Kelley, Steve	1971	.500	5-NA	2	3	1	0	0	1	2	0-NA	O'Quinn, Jim	1955,56	.289	NA-NA	114	15	33	5	1	5	25	0-NA	
Keppen, Jeff	1994	.000	17-2	1	0	0	0	0	0	0	0-0	Owens, Jimmy	1964	.333	8-NA	6	2	2	0	0	0	1	2-NA	
Key, Jimmy	1980-82	.323	153-NA	465	113	151	32	2	10	86	11-16	Owens, Randy	1973	.000	11-NA	10	0	0	0	0	0	0	0-NA	
Khoury, Pete	1976,77	.205	66-NA	212	25	43	7	1	1	22	5-NA	Pack, Tommy	1964,66	.318	55-NA	195	35	62	11	2	5	41	6-NA	
Kingsmore, Doug	1954	.371	24-NA	89	25	33	3	0	10	27	8-NA	Padgett, Matt	1996-98	.318	167-142	569	123	181	30	3	28	137	7-13	
Klosterman, Ryan	2001	.071	17-0	14	2	1	1	0	0	2	0-0	Parker, Tim	1988	-----	15-NA	0	1	0	0	0	0	0	0-0	
Kowitz, Brian	1988-90	.319	194-NA	699	178	223	53	11	9	124	76-90	Parmer, Bill	1965-67	.286	45-NA	91	16	26	7	1	1	14	0-NA	
Kreiger, Ray	1982	.370	18-NA	27	11	10	1	1	0	5	1-1	Parsons, Jeff	1997	-----	22-4	0	0	0	0	0	0	0	0-0	
Kuester, Steve	1968-70	.213	83-NA	235	33	50	7	2	7	32	2	Pasqualini, Charlie	1959-61	.273	21-NA	11	3	3	0	0	1	3	0-NA	
LaBella, Barney	1973-75	.200	24-NA	40	3	8	2	1	0	5	0-NA	Patrick, Mike	1978	.250	13-NA	8	1	2	0	0	0	1	0-0	
Lakey, Ed	1958	.154	NA-NA	26	6	4	1	0	1	3	0-NA	Patterson, Choppy	1960	.255	14-NA	47	2	12	2	1	0	0	1-NA	
Lam, Elmo	1961-63	.296	74-NA	301	73	89																		

Individual Career Batting Stats (ACC Era)



Player	Year(s)	Avg	G-GS	AB	R	H	2B	3B	HR	RBI	SB
Pyzik, Steve	2000-03	.249	168-112	389	60	97	20	1	1	57	3-6
Quintrell, Randy	1977	.000	13-NA	1	0	0	0	0	0	0	0-NA
Reames, Joe Don	1999	.200	17-3	15	2	3	0	0	0	0	0-1
Redding, Grant	2000	.200	15-0	5	1	1	1	0	0	0	0-0
Reese, Gerald	1960	.273	20-NA	44	11	12	2	1	2	7	1-NA
Ressorla, Skip	1968	.286	6-NA	14	2	4	0	0	0	2	0-NA
Rhodes, Rusty	1995-96	.310	77-39	155	28	48	4	1	0	25	5-6
Ricketts, Art	1961	.246	22-NA	65	20	16	1	0	0	6	2-NA
Riddell, Jimmy	1971	.000	1-NA	1	0	0	0	0	0	0	0-NA
Rigsby, Tim	1988-90	.301	125-NA	405	87	122	22	10	12	90	32-40
Riley, Ryan	2000-01	.294	117-110	408	95	120	17	9	7	68	22-31
Roach, Doug	1971	.214	5-NA	14	0	3	2	0	0	1	0-NA
Roberson, Craig	1980-83	.305	193-NA	637	122	194	43	0	24	142	16-23
Robinson, Jerome	1995-96	.288	124-115	420	68	121	17	6	8	70	4-13
Roller, Jimmy	1959-61	.322	39-NA	59	10	19	0	1	1	10	0-NA
Roper, Doug	1996-99	.246	124-84	280	60	69	7	3	2	44	21-25
Rowland, Joey	1986-87	.259	31-NA	27	5	7	2	0	1	5	0-0
Russ, Frank	1979-83	.293	205-NA	757	163	222	51	2	14	123	59-74
Russell, Don	1968-70	.270	133-NA	415	102	112	13	18	14	75	19-NA
Ryan, Lanny	1960-62	.325	33-NA	83	16	27	5	1	5	15	1-NA
Sampson, Pete	1974	-----	1-NA	0	0	0	0	0	0	0	0-NA
Sanders, Smiley	1971-74	.262	114-NA	416	88	109	20	2	21	80	3-NA
Santangelo, Lou	2004	.300	64-64	253	50	76	15	2	18	62	7-8
Santivasci, Jerome	1988	.000	23-NA	2	0	0	0	0	0	0	0-0
Sargent, Dick	1963-64	.367	22-NA	30	12	11	2	1	0	5	0-NA
Sasser, David	1974	.200	3-NA	5	0	1	0	0	0	1	1-NA
Satterfield, Shawn	1992-93	.289	105-79	308	57	89	17	9	5	57	15-20
Savas, Paul	1982-83	.108	23-NA	37	0	4	3	0	0	6	0-0
Schmidt, Jarrod	2000-02	.284	181-173	617	109	175	32	3	32	131	12-13
Schroeder, Bill	1977-79	.300	131-NA	454	98	136	23	3	22	93	29-NA
Schroeder, Bryan	1994-97	.241	96-12	83	24	20	2	3	2	8	1-5
Seel, George	1956	.269	NA-NA	26	5	7	0	0	1	4	0-NA
Seibert, Kurt	1974-76	.328	115-NA	408	113	134	16	6	2	39	38-NA
Severs, Johnny	1969-71	.276	129-NA	373	93	103	10	14	2	44	36-NA
Sexton, Jay	1980-81	.252	68-NA	107	27	27	6	1	0	8	19-21
Sharman, Howard	1964-67	.191	43-NA	89	15	17	4	1	3	17	0-NA
Shaver, Tommy	1963	.294	21-NA	34	8	10	0	1	0	1	2-NA
Sheaffer, Danny	1980	.213	31-NA	80	9	17	2	2	0	4	2-3
Shealy, Don	1955-57	.292	NA-NA	154	29	45	8	2	3	30	3-NA
Shealy, Lonnie	1954-55	.358	27-NA	81	16	29	4	0	2	10	1-NA
Sheriff, Glenn	1956	.333	NA-NA	42	4	14	0	0	2	6	0-NA
Shumake, Brooks	1982-84	.284	155-NA	585	154	166	29	4	22	88	71-84
Siepe, Jeff	1970-71	.200	33-NA	50	5	10	0	1	0	5	4-NA
Simons, Neil	1977-80	.335	215-NA	805	195	270	41	14	23	164	44-NA
Singleton, Justin	1998-00	.292	152-98	383	85	112	22	4	6	82	20-26
Sipp, Tony	2004	.280	62-54	211	48	59	13	4	1	23	20-24
Slevin, David	2002-03	.306	115-104	395	74	121	18	2	5	52	7-14
Smith, Brodie	1994	.216	22-7	37	3	8	2	0	0	3	0-1
Smith, Bryan	1981-82	.259	81-NA	255	56	66	14	3	4	48	3-4
Smith, Buster	1967-69	.244	82-NA	287	36	70	9	0	6	44	4-NA
Smith, Dale	1963-65	.225	30-NA	40	5	9	0	0	0	5	0-NA
Smith, Jameson	2006	.125	15-2	16	0	2	0	0	0	0	0-0
Smith, Joe	1955	.308	14-NA	52	8	16	2	0	1	6	0-NA
Smith, Jon	2000-02	.267	31-2	30	7	8	3	0	1	6	0-0
Smith, Marquez	2006	.291	66-63	223	53	65	20	1	10	48	5-5
Smith, Tad	1990-91	.250	37-NA	60	12	15	1	1	1	6	0-0
Smith, Tommy	1985	.253	31-NA	87	12	22	5	1	2	12	1-1



Ray Williams (left) and Steve Williams (right), no relation, both lettered from 1984-87, and each played in at least 177 games.

Player	Year(s)	Avg	G-GS	AB	R	H	2B	3B	HR	RBI	SB
Sokohl, Jack	1969	.000	3-NA	2	0	0	0	0	0	0	0-NA
Spears, Derek	1982,84,85	.279	100-NA	165	48	46	4	0	0	11	30-36
Spiers, Bill	1985-87	.325	173-NA	681	169	221	34	17	17	119	60-68
Spiers, Bud	1956-58	.254	NA-NA	256	44	65	7	3	7	44	4-NA
Spiers, Michael	1988-91	.301	184-NA	522	128	157	31	1	16	110	32-38
Springs, Ashley	1996	.200	8-0	5	0	1	0	0	0	1	0-0
Sprouse, Dave	1959-61	.238	26-NA	21	3	5	1	0	0	2	0-NA
Squires, Bob	1984	.145	24-NA	62	7	9	1	0	1	12	0-0
Stanley, Henri	1997-00	.293	231-170	666	191	195	39	8	17	122	57-64
Stanley, John	1969	.214	8-NA	14	4	3	0	1	0	4	0-NA
Steele, Bill	1987	.346	53-NA	104	22	36	8	0	4	30	4-5
Stefan, Todd	1988-91	.288	211-NA	624	140	180	33	9	5	95	45-54
Stidham, Ryan	1991	.222	13-1	18	7	4	0	0	1	1	0-0
Stombaugh, Skip	1971,73	.000	7-NA	8	2	0	0	0	0	1	0-NA
Stone, Casey	1998-01	.337	225-170	736	168	248	35	6	3	131	59-71
Storror, Travis	2004-06	.329	171-170	624	124	205	38	5	22	121	7-10
Stowe, Harold	1957-59	.212	NA-NA	99	8	21	4	1	0	4	0-NA
Strickland, David	1981	.219	11-NA	32	5	7	0	1	0	3	1-1
Stryhas, Paul	1998	.355	22-7	31	6	11	5	0	0	11	0-0
Suggs, Dick	1959	.205	29-NA	78	17	16	3	2	1	7	5-NA
Sutton, George	1964-66	.279	84-NA	305	64	85	8	5	20	73	1-NA
Swanner, Jamie	1983	.289	45-NA	135	15	39	6	0	0	21	0-3
Swetenburg, Dick	1954-56	.222	NA-NA	167	39	37	3	3	4	22	5-NA
Taulbee, Andy	1993	.000	31-9	3	0	0	0	0	0	0	0-0
Taylor, Joe	1992,93	.294	117-111	394	79	116	16	4	2	55	22-26
Taylor, Joey	1961,62	.359	38-NA	117	35	42	10	2	5	28	1-NA
Templeton, Jim	1955	.000	4-NA	3	0	0	0	0	0	0	0-NA
Terrill, Brett	1974,75	.239	59-NA	201	45	48	12	1	4	39	8-NA
Teufel, Tim	1979,80	.367	101-NA	365	102	134	30	4	24	116	26-29
Theiling, Ron	1976	.000	8-NA	13	0	0	0	0	0	0	0-NA
Thompson, Tommy	1985,86	.296	107-NA	389	59	115	22	5	5	78	8-16
Threadgill, Henry	1986-89	.314	217-NA	722	153	227	38	12	8	136	85-102
Toth, Bill	1955,56	.167	NA-NA	12	0	2	0	0	0	0	0-NA
Trado, Bill	1956	.111	NA-NA	9	1	1	0	0	0	0	0-NA
Tripp, David	1988,89	.217	60-NA	46	9	10	2	1	0	4	4-5
Triplett, Russell	2001-04	.312	222-178	698	132	218	43	1	11	98	17-29
Tucker, Steve	1973-76	.317	131-NA	502	102	159	38	9	12	102	19-NA
Urrico, Anthony	2001	-----	9-0	0	0	0	0	0	0	0	0-0
Valiente, Roberto	2002,03	.271	82-50	221	35	60	11	2	1	28	2-5
Van Dyke, Steve	1980-83	.213	135-NA	263	40	56	9	0	1	30	5-6
Van Volkenburg, Dave	1969-72	.224	101-NA	259	39	58	4	10	6	48	8-NA
Veronee, Jack	1961	.345	18-NA	58	9	20	3	0	1	19	0-NA
Vessell, Jeff	1997-99	.150	31-0	20	2	3	1	0	0	2	0-0
Vincent, Damon	1961-63	.258	45-NA	93	16	24	3	1	6	17	1-NA
Waldrop, Kenny	1966	.250	7-NA	4	3	1	0	0	0	0	1-NA
Walling, Denny	1975	.421	38-NA	140	46	59	9	3	13	60	11-NA
Ward, Mike	1969,70	.248	54-NA	133	26	33	4	0	2	21	5-NA
Ward, Ryan	1995,96	.000	29-0	15	2	0	0	0	0	2	0-0
Waters, Keith	1966-68	.270	101-NA	382	67	103	8	6	4	49	21-NA
Watson, Charlie	1965-67	.293	56-NA	99	15	29	5	4	0	21	0-NA
Watson, Reed	1966,68	.125	18-NA	40	8	5	1	0	0	4	0-NA
Weeks, Calvin	1969-72	.277	158-NA	571	88	158	25	7	11	84	8-NA
Weems, Billy	1977-80	.315	194-NA	674	157	212	31	13	13	110	68-NA
Weisman, John	1968	.000	2-NA	2	1	0	0	0	0	1	0-NA
West, Mike	1972	.273	7-NA	11	3	3	1	0	0	0	0-NA
Whitaker, Oliver	1987	.000	21-NA	1	0	0	0	0	0	0	0-0
White, Craig	1969-71,73	.329	156-NA	559	109	184	36	12	27	127	8-NA
Whitfield, Larry	1967	.250	6-NA	4	0	1	0	0	0	0	0-NA
Whitfield, Mike	1968,69	.000	16-NA	10	1	0	0	0	0	0	0-NA
Widmann, Stan	2005,06	.298	133-133	473	75	141	19	3	5	55	22-23
Williams, David	2005	.184	33-9	49	8	9	4	0	0	2	2-2
Williams, Keith	1991-93	.332	160-131	557	113	185	40	5	35	166	12-22
Williams, Ray	1984-87	.286	200-NA	590	141	169	28	13	34	133	70-78
Williams, Russ	1969	.400	15-NA	15	4	6	1	0	0	5	1-NA
Williams, Steve	1984-87	.309	177-NA	482	107	149	22	9	11	94	28-39
Wilson, Larry	1956-58	.226	NA-NA	195	18	44	7	2	1	28	0-NA
Wilson, Mitch	1981-84	.254	115-NA	224	45	57	8	1	4	37	7-10
Wilson, Rick	1971,72	.154	18-NA	39	3	6	3	0	0	2	0-NA
Wingo, Billy	1974-77	.296	152-NA	510	114	151	18	7	5	90	41-NA
Wisniewski, Gene	1977,78	.272	53-NA	125	18	34	3	0	0	22	4-NA
Wood, Matt	1997	.000	1-0	1	0	0	0	0	0	0	0-0
Wrenn, David	1963,65	.308	17-NA	13	2	4	0	0	0	3	0-NA
Yeargin, Ray	1956	.000	NA-NA	1	4	0	0	0	0	0	0-NA
Young, Rick	1969,70	.280	56-NA	168	32	47	10	1	5	28	2-NA
Youngman, Steve	1978,79	.225	62-NA	169	31	38	6	1	4	17	6-8
Zupa, Ron	1966-68	.242	96-NA	306	43	74	17	4	5	40	3-NA

Individual Career Pitching Stats (ACC Era)

Player	Year(s)	ERA	W-L	G-GS	SV	IP	H	R	ER	BB	SO
Abbott, Gus	1958	9.00	0-0	1-0	NA	1.0	2	2	1	2	0
Adams, Brian	1997-99	5.57	11-9	57-20	1	176.0	201	126	109	84	128
Adams, Darren	1998	3.52	0-0	7-0	0	7.2	7	3	3	1	9
Adams, Mark	1971-73	5.16	3-5	19-11	NA	66.1	60	50	38	57	55
Additon, Matt	1997-00	5.16	19-8	98-5	8	198.2	215	138	114	95	186
Allen, Chris	2006	0.00	0-0	1-0	0	1.0	0	0	0	0	0
Anderson, Alan	1969	6.00	1-0	3-1	NA	6.0	5	4	4	6	2
Anderson, Chris	1981	9.64	0-1	4-1	0	4.2	8	7	5	5	0
Angel, Jason	1990-92	3.00	25-6	48-34	0	228.0	195	97	76	90	156
Armour, Alan	1979,81	4.05	3-4	15-0	0	26.2	28	15	12	16	12
Baker, Jimmy	1970,72-74	5.07	2-5	29-2	NA	60.1	63	49	34	39	36
Baldwin, Chuck	1986,87	2.61	4-3	22-0	6	38.0	34	14	11	11	26
Barnes, Brian	1986-89	2.97	44-10	78-65	3	475.1	379	220	157	250	513
Bendinelli, Chad	2000,02	6.75	0-0	13-0	0	13.1	13	10	10	9	4
Bennett, James	1996	9.00	0-0	1-0	0	1.0	0	1	1	1	0
Benson, Kris	1994-96	2.90	29-8	50-47	1	319.2	268	139	103	79	356
Berken, Jason	2003,04,06	3.04	18-6	47-36	0	186.2	171	88	63	77	156
Berney, Scott	2000	3.39	9-4	17-17	0	106.1	96	42	40	25	59
Bevis, Jay	1969-72	2.13	13-9	69-2	20	147.2	102	44	35	57	98
Biegert, Mark	1986	9.00	0-0	3-0	0	2.0	1	2	2	2	0
Bigwood, Dave	1973	3.77	2-2	14-1	0	28.2	29	16	12	11	17
Boettcher, Donny	1970	1.40	1-1	6-3	NA	19.1	15	4	3	14	5
Bonekat, Bill	1967-69	3.20	5-3	20-5	NA	59.0	59	32	21	30	46
Boozar, Thomas	1999-02	5.50	10-4	88-9	4	145.2	180	101	89	59	98
Botkin, Alan	1986-89	4.33	23-11	57-43	0	257.2	258	161	124	162	197
Boyer, John	1989	2.45	0-0	7-0	0	7.1	10	4	2	4	4
Bradford, Eric	1990-92	3.15	10-4	65-0	4	97.0	88	36	34	31	86
Bradford, Jeff	1971-74	3.25	6-5	30-15	NA	110.2	92	61	40	58	82
Bradley, Len	1979,80	3.34	12-3	43-14	12	164.1	133	78	61	81	146
Briley, Paxton	1990-92	3.24	15-4	44-20	1	180.1	168	76	65	58	135
Brizek, Seth	1993,95	10.13	0-0	6-0	0	8.0	13	9	9	5	8
Brown, Mike	1978-80	3.25	23-9	48-40	1	257.1	221	124	93	96	178
Browning, Skip	1997-99	5.18	11-8	43-25	0	147.2	165	112	85	72	118
Bryant, Russell	1970,71	5.61	1-0	15-4	NA	43.1	57	37	27	22	22
Burnett, John	1985,86	5.44	2-2	38-0	5	51.1	50	33	31	44	33
Burnette, Bill	1961,62	3.18	3-0	12-2	NA	22.2	20	16	8	12	7
Burttram, Jody	1979,81	16.20	0-0	3-0	0	3.1	9	9	6	3	3
Callahan, Sonny	1973	9.00	0-0	3-0	0	4.0	5	4	4	3	2
Carter, Chris	1992,93	5.06	0-0	6-0	0	5.1	4	3	3	5	4
Casey, Greg	1963,64	4.15	9-4	22-10	NA	97.2	101	63	45	26	52
Chapman, Tommy	1963-65	3.12	12-7	38-26	NA	213.1	179	107	74	114	210
Charpia, Rusty	1986	9.00	0-0	1-0	0	1.0	2	2	1	0	1
Childs, Ryan	2000-02	5.42	7-4	41-16	1	103.0	115	79	62	41	63
Clackum, Scott	1997,98	1.50	10-5	47-0	13	78.0	55	18	13	25	75
Clark, Sean	2006	2.50	2-0	11-2	0	36.0	28	12	10	10	30
Clayton, Pat	2003	3.21	1-0	10-0	0	14.0	9	8	5	7	17
Cline, Steve	1973,74	1.94	16-5	24-22	0	162.0	114	52	35	81	137
Cline, Ty	1959,60	2.78	5-1	13-10	NA	64.2	49	27	20	23	66
Clyne, Stephen	2005,06	3.06	3-1	35-0	2	53.0	46	21	18	16	56
Cohen, Earl	1966,67	2.49	2-1	13-1	NA	25.1	13	13	7	13	13
Collins, Pat	1997	6.89	4-1	12-11	0	49.2	66	45	38	36	49
Compton, George	1954-56	NA	NA-NA	12-NA	NA	NA	NA	NA	NA	NA	NA
Cone, Mickey	1954	NA	NA-NA	3-0	NA	NA	NA	NA	NA	NA	NA
Cook, Brandt	1999,00	8.50	1-1	9-0	0	18.0	23	21	17	15	10
Cositore, Vince	1972	6.75	0-0	1-0	NA	4.0	7	4	3	0	1
Cram, Josh	2001	4.20	4-2	28-0	6	40.2	48	25	19	11	38
Cribb, Josh	2003-06	3.47	22-7	68-32	2	282.1	274	128	109	71	257
Crosland, Ben	1954,55	NA	3-NA	11-8	NA	61.2	NA	NA	NA	NA	36
Currier, Steve	1985	7.11	2-3	18-0	1	25.1	29	22	20	11	17



Patrick Hogan




Stephen Faris

Player	Year(s)	ERA	W-L	G-GS	SV	IP	H	R	ER	BB	SO
Curtis, John	1968	1.80	4-3	7-5	NA	40.0	22	13	8	19	42
Dawsey, Jason	1993-95	3.55	22-8	62-42	1	304.1	294	146	120	87	276
Demarest, Alan	1968-70	4.07	7-4	36-10	NA	117.1	107	71	53	58	72
Drake, Johnny	1956	2.56	4-2	9-NA	NA	45.2	29	13	13	34	49
Duke, Bill	1980-82	3.99	12-6	39-27	1	173.2	194	110	77	74	76
Edgeworth, Teak	1958	12.41	0-1	5-1	NA	12.1	20	19	17	11	6
Edwards, Dick	1964	-----	0-1	1-1	NA	0.0	3	5	5	3	0
Eggleston, Jamie	1992-95	3.13	6-2	58-0	2	95.0	103	54	33	35	56
Ellis, Rob	2001	4.50	0-0	3-0	0	2.0	3	2	1	2	2
Elrod, Frank	1957	0.00	0-0	4-0	NA	4.0	5	1	0	0	3
Eubanks, Charlie	1959	6.00	0-0	2-0	NA	3.0	1	2	2	5	2
Faris, Stephen	2004-06	3.24	16-10	55-33	1	242.0	223	107	87	56	189
Faw, Brian	1989,90	3.92	7-5	39-16	5	131.0	141	76	57	45	103
Fidrych, Chris	2005	4.50	0-0	10-0	0	14.0	13	7	7	6	13
Fiorenza, Drew	2005,06	5.65	2-1	30-1	2	36.2	44	24	23	20	38
Fisher, Jeff	1982,84,85	5.35	1-6	22-2	2	35.1	54	24	21	30	16
Frank, Kyle	1999	20.25	0-0	1-0	0	1.1	4	3	3	0	1
Frazier, Jeff	1986	9.00	0-0	1-0	0	1.0	2	1	1	1	1
Frazier, Ron	1988-90	4.01	16-7	63-30	6	215.2	205	126	96	99	177
Frick, Talmadge	1962	6.00	0-0	6-0	NA	9.0	15	6	6	4	4
Gallagher, Glenn	1981	1.96	2-0	8-0	1	18.1	15	6	4	8	12
Gambrell, Sam	1957	5.63	0-2	5-3	NA	24.0	29	16	15	10	13
Gardner, Jack	1958	2.70	0-0	3-0	NA	3.1	2	2	1	4	2
Gerhardt, Rusty	1969-72	2.39	34-14	59-55	NA	384.1	254	132	102	163	382
Gibson, Nelson	1966-68	2.64	12-1	31-12	NA	112.2	92	51	33	39	80
Gilbert, Jeff	1981-83	3.10	21-5	42-36	1	246.2	198	99	85	96	134
Glaser, Nick	2000,01	3.20	4-5	51-3	16	81.2	83	36	29	39	84
Graham, Lindsay	1970-73	2.68	21-10	48-32	NA	235.0	193	82	70	75	151
Gray, Doug	1979	0.00	0-0	1-0	0	2.0	0	0	0	2	1
Gross, Jason	1988	27.00	0-0	2-0	0	1.0	0	3	3	4	0
Guin, Greg	1980,81	1.04	2-0	7-0	0	17.1	13	3	2	5	12
Hackett, Roger	1982	3.45	1-0	14-3	2	31.1	37	16	12	12	14
Hahn, Jeff	2002-05	3.72	15-8	88-11	7	205.2	208	100	85	80	158
Harbeson, Gene	1961,62	3.51	3-4	13-8	NA	56.1	55	37	22	35	33
Harrelson, Paul	2000-03	3.70	10-4	78-3	14	109.1	121	56	45	34	83
Harrison, Donovan	1998	4.97	4-3	16-1	2	50.2	46	32	28	17	44
Hartnett, Jim	1981	7.36	0-1	9-0	1	18.1	21	18	15	16	1
Harvey, Kris	2003-05	5.82	15-5	40-33	1	159.1	179	112	103	82	126
Hausser, Scott	1995-97	5.40	11-6	50-17	0	143.1	155	99	86	55	76
Hawkins, Heyward	1962	12.00	0-0	1-0	NA	3.0	5	4	4	2	1
Heck, Chris	1999	2.23	6-1	18-0	5	32.1	29	10	8	15	26
Hendley, Bailey	1958-60	4.11	11-3	30-19	NA	133.2	116	78	61	86	105
Henrie, Matt	1999,01,02	3.28	19-8	44-28	3	183.2	177	89	67	55	136
Hess, David	1982	4.55	0-1	13-1	2	27.2	34	20	14	18	11
Hester, Ricky	1983	2.42	0-2	14-0	1	22.1	13	8	6	19	13
Hinson, Ryan	2006	3.82	4-0	19-1	1	30.2	24	14	13	18	31
Hogan, Patrick	2001-04	4.22	8-8	79-8	18	190.0	190	105	89	64	176
Holtz, Mike	1991-94	3.31	19-5	72-23	7	214.2	179	100	79	107	220
Hoover, Donnie	1982,83	4.31	7-8	38-11	4	117.0	121	74	56	46	48
Hourigan, Jeff	2002,03	5.04	1-2	23-3	3	44.2	47	27	25	16	45
Howard, Chris	2005,06	2.45	1-0	7-0	0	7.1	6	2	2	1	2
Hudgins, Tom	1968-70	3.97	10-9	34-18	NA	122.1	123	79	54	72	84
Huggins, Mike	1986,87,89	5.37	4-3	41-0	4	65.1	73	43	39	26	41
Humphries, Leonard	1954-56	NA	7-NA	25-20	NA	140.2	NA	NA	NA	NA	91
Jackson, Steven	2001-04	4.62	19-8	67-34	0	220.0	239	136	113	97	146
James, Bill	1966-68	2.59	7-3	28-10	NA	94.0	79	32	27	28	66
Jay, John	1984,85	7.00	1-1	15-8	2	36.0	43	34	28	36	27
Jaynes, Johnny	1968	18.00	0-0	1-0	NA	1.0	2	3	2	3	0


Individual Career Pitching Stats (ACC Era)



Player	Year(s)	ERA	W-L	G-GS	SV	IP	H	R	ER	BB	SO
Johnson, Laval	1967-69	3.24	4-5	21-13	NA	89.0	76	47	32	63	66
Jones, Johnny	1962	20.25	0-0	1-0	NA	1.1	3	3	3	3	0
Kendall, Chet	1990,91	2.72	4-1	28-0	2	49.2	32	19	15	28	49
Kenyon, Bobby	1978-80	3.34	18-10	44-31	1	212.2	190	99	79	71	136
Keppen, Jeff	1993,94	5.37	4-4	37-6	0	67.0	76	57	40	56	49
Key, Jimmy	1980-82	3.64	20-14	53-46	0	318.2	304	161	129	104	191
Kimbrell, Mike	1988-91	3.63	17-1	55-16	0	156.1	137	77	63	75	118
Koch, Billy	1994-96	3.74	21-9	51-44	1	276.2	215	148	115	131	338
Kopp, David	2005,06	4.48	10-5	42-14	1	128.2	125	76	64	47	92
Lakey, Ed	1958	4.12	6-2	16-8	NA	72.0	73	46	33	39	55
LaMura, B.J.	2000-02	5.48	6-2	43-8	1	88.2	84	63	54	54	96
Lawmore, Wayne	1973	6.00	1-1	4-3	0	12.0	11	11	8	10	8
Lawton, John	1992	1.69	0-0	3-0	0	5.1	4	1	1	3	2
Laycock, Bobby	1983	3.14	1-0	7-1	0	14.1	17	10	5	14	2
Lee, Larry	1973,74	5.36	2-3	14-8	1	40.1	42	34	24	28	23
Lilley, Laurus	1979,80	10.38	0-2	6-0	0	8.2	13	12	10	5	4
Lodgek, Ed	1966,67	5.11	1-1	11-5	NA	37.0	33	23	21	30	24
Lombardi, Justin	1999,00	9.00	0-0	14-0	1	12.0	17	14	12	15	21
Lowell, Bob	1964,65,67	3.58	0-3	19-4	NA	50.1	56	36	20	27	24
Lowery, Phillip	1986-88	3.52	15-4	59-8	4	168.2	184	78	66	32	102
Lumsden, Tyler	2002-04	4.23	17-7	58-37	2	225.1	218	131	106	107	223
Lynn, Kevin	2000,01	4.34	7-4	40-9	1	105.2	122	59	51	32	96
Lyon, Tommy	1962,63	3.67	9-5	27-13	NA	122.2	133	73	50	39	76
Mahoney, Collin	2004	6.63	1-3	16-0	0	19.0	23	15	14	12	26
Mahony, Bob	1974-76	3.24	10-5	24-15	1	125.0	106	58	45	61	111
Malec, Mark	1975	2.65	1-0	5-1	1	17.0	10	5	5	15	14
Malkmus, David	1977	7.13	1-0	7-3	1	17.2	17	15	14	16	8
Mallon, Tom	1980-84	3.36	12-7	51-22	4	155.1	146	82	58	87	103
Marchal, Doug	1985-87	5.88	6-3	33-7	5	67.1	86	53	44	43	35
Markley, Jim	1960	0.00	0-0	1-0	NA	2.1	7	8	0	1	1
Martin, Alex	2006	4.42	2-0	14-0	0	18.1	21	10	9	8	8
Martin, Glenn	1981-83	4.57	5-4	35-0	1	65.0	72	37	33	34	32
Martin, Lynn	1981-83	4.42	2-7	53-0	7	77.1	80	48	38	34	44
Masone, Tony	1977	0.00	0-0	1-0	0	0.2	4	5	0	1	0
Matthews, Houston	1974,76,77	3.82	8-2	28-5	8	92.0	89	47	39	45	64
Matz, Brian	1994-96	4.43	8-1	51-9	4	107.2	110	63	53	47	84
Mazey, Randy	1985,86,88	5.51	7-1	22-13	0	96.1	104	71	59	55	47
McDonald, Leon	1957,58	4.82	1-2	11-3	NA	37.1	42	23	20	20	22
Meekins, Larry	1974,75	2.80	8-4	32-6	5	112.2	98	48	35	42	71
Milchin, Mike	1987-89	2.79	7-3	46-5	13	90.1	62	37	28	40	102
Miller, David	1993	7.15	0-0	6-0	0	11.1	15	10	9	5	9
Miller, Scott	1991,92	3.44	19-4	33-26	2	178.0	171	88	68	84	134
Mishoe, Wayne	1974,75	2.70	1-0	4-0	0	3.1	2	1	1	2	0
Mitchell, John	1975	11.25	0-1	3-0	0	4.0	3	5	5	6	2
Moschella, Mike	1990,91	4.76	0-0	4-0	0	5.2	6	5	3	2	4
Moskos, Daniel	2005,06	3.20	7-7	54-0	10	70.1	68	30	25	34	69
Mottl, Ryan	1997-00	4.82	33-19	72-68	0	414.1	437	259	222	145	360
Murphy, Brett	2003	3.06	1-1	14-1	0	17.2	18	10	6	10	9
Murr, Jack	1974	2.71	4-4	11-11	0	63.0	49	26	19	41	33
Murray, Ken	1971	9.64	0-0	2-1	NA	4.2	6	5	5	3	4
Musselman, Ron	1976,77	2.64	20-5	31-29	0	228.1	176	84	67	95	185
Myers, Pete	1966,67	3.07	7-5	25-7	NA	85.0	76	36	29	30	68
Needham, Rick	1969	37.80	0-0	2-0	NA	1.2	4	8	7	5	0
O'Dell, Billy	1954	0.79	8-3	14-11	NA	91.1	56	26	8	35	111
Odle, Dennis	1971	3.06	1-1	5-3	NA	17.2	13	6	6	11	14
Olson, Dave	1961,62	5.63	6-6	21-11	NA	76.2	76	63	48	59	47
Owens, Randy	1973	3.24	1-0	9-2	0	33.1	24	17	12	25	18
Paradis, Mike	1997-99	5.42	11-3	41-29	0	171.0	169	124	103	104	164
Parker, Tim	1987,88,90	3.22	13-6	45-35	1	187.0	146	90	67	104	146
Parmar, Bill	1965-67	2.59	18-3	37-29	NA	194.2	149	73	56	118	155
Parrish, Scott	1981,83,84	2.86	21-3	40-32	1	226.1	187	92	72	110	124
Parsons, Jeff	1997	7.71	2-0	20-4	2	37.1	46	34	32	24	44
Pasqualini, Charlie	1959-61	6.28	2-2	20-3	NA	38.2	42	32	27	20	20
Paulling, Bob	1983,84	5.40	0-0	5-0	0	6.2	10	4	4	2	1
Pawlowski, John	1983-85	3.88	21-12	54-30	5	241.1	224	143	104	107	155
Pawlowski, John A.	1989-91	4.08	6-2	34-13	0	88.1	84	50	40	67	87
Peele, Tim	1988-91	4.60	11-1	71-4	6	107.2	102	66	55	68	83
Penale, Joe	1970	0.00	0-0	1-0	NA	3.0	4	0	0	4	2
Phillips, Chad	1990-93	3.51	17-3	57-19	7	187.1	189	89	73	56	140
Pomeranz, Mike	1987,88	6.13	5-4	24-13	1	72.0	70	55	49	63	51
Porter, Chuck	1974-76	2.43	24-6	40-34	0	270.0	204	95	73	113	173
Powers, Scott	1984	0.00	0-0	1-0	0	1.0	2	0	0	1	0
Proto, Mike	1998-01	4.96	2-0	56-8	1	101.2	111	66	56	45	95
Qualters, Tommy	1975-78	4.00	12-1	36-9	9	117.0	116	66	52	34	82
Quintrell, Randy	1974-77	3.19	20-10	43-33	3	231.0	216	104	82	117	109
Reba, Steve	1999-02	4.11	33-11	78-45	2	319.1	316	171	146	124	263
Rhue, Mike	1998,00	3.52	0-0	9-0	0	7.2	10	7	3	6	4
Rice, Tim	1981-84	4.05	13-6	50-18	3	164.1	158	104	74	48	97
Richard, Steve	2006	4.30	0-1	21-0	4	23.0	29	12	11	9	14



Bob Mahony



Chuck Porter

Player	Year(s)	ERA	W-L	G-GS	SV	IP	H	R	ER	BB	SO
Rohrbaugh, Robert	2003-05	3.96	12-9	65-29	2	202.1	210	102	89	76	153
Roller, Jimmy	1959-61	2.94	9-6	36-13	NA	156.0	137	67	51	37	93
Roper, Doug	1996,99	5.46	1-0	16-0	1	28.0	29	19	17	8	21
Russell, Don	1969	0.00	0-0	2-0	NA	3.1	4	0	0	2	1
Santivasci, Jerome	1985,87-89	2.88	15-6	70-2	9	153.0	143	59	49	59	122
Sauve, Jeff	1992-95	4.09	18-7	73-16	2	204.2	201	115	93	73	154
Saylors, Robby	1954	NA	NA-NA	1-1	NA	NA	NA	NA	NA	NA	NA
Schmidt, Jarrod	2000-02	4.17	18-3	37-30	0	174.2	181	96	81	85	130
Schmitt, Paul	1977-79	4.41	6-2	30-4	3	81.2	83	50	40	27	34
Scott, Ray	1996,97	6.80	3-1	24-3	0	43.2	63	35	33	16	32
Seybt, Paul	1994	1.50	0-0	7-0	0	12.0	13	2	2	4	4
Shealy, Don	1955-57	NA	4-NA	16-NA	NA	89.0	NA	NA	NA	NA	46
Shepard, David	1996	2.83	3-2	27-0	5	28.2	20	11	9	13	33
Sipp, Tony	2004	4.69	2-2	22-3	2	48.0	53	28	25	17	59
Smith, Dale	1963-65	3.66	9-6	30-12	NA	115.2	95	71	47	52	94
Snyder, Brian	1977-79	3.31	18-6	41-35	1	228.2	204	117	84	120	185
Sokohl, Jack	1969	27.00	0-1	3-2	NA	3.2	2	11	11	13	1
Spencer, Jeff	1978	6.00	0-0	1-0	1	3.0	2	2	2	0	1
Spires, Adam	1997,98	9.24	1-1	20-0	0	25.1	32	32	26	25	22
Sprouse, Dave	1959-61	3.73	5-6	23-9	NA	72.1	62	39	30	39	38
Stanley, John	1969	0.00	0-0	2-0	NA	3.0	1	0	0	1	3
Steele, Bill	1984-87	4.47	19-10	62-38	1	276.0	269	167	137	122	97
Stone, George	1984,85	3.38	16-9	31-28	0	208.0	205	108	78	56	150
Stowe, Harold	1957-59	2.32	24-13	49-31	NA	279.1	223	113	72	103	279
Sturgeon, Chris	1993	2.63	2-0	11-3	0	24.0	20	7	7	17	13
Sullivan, Mike	1977-79	2.65	20-3	36-31	0	203.2	169	82	60	78	153
Sutton, George	1966	3.00	2-0	2-2	NA	9.0	7	4	3	4	8
Taulbee, Andy	1992-94	3.16	27-8	63-39	4	279.1	265	133	98	73	235
Toth, Bill	1954-56	NA	NA-NA	15-1	NA	NA	NA	NA	NA	NA	NA
Trado, Bill	1956	NA	0-4	6-NA	NA	32.1	28	21	NA	34	22
Trapp, Billy	1977-80	4.60	6-4	47-2	4	101.2	108	68	52	39	80
Tripp, David	1988-90	4.82	15-7	55-26	5	179.1	183	104	96	75	154
Trolia, Aaron	2003	8.87	0-1	18-1	0	23.1	38	27	23	9	24
Urrico, Anthony	2001	4.15	0-0	8-0	0	4.1	4	2	2	6	4
Van Volkenburg, Dave	1969-72	2.95	20-10	43-35	NA	222.2	193	104	73	98	195
Vaughn, Matt	2006	10.12	0-1	13-1	0	13.1	22	19	15	7	15
Vincent, Damon	1961-63	4.80	10-6	31-21	NA	148.0	127	95	79	117	148
Vining, Ken	1994-96	3.29	17-3	61-26	2	244.1	184	94	82	81	258
Waldrop, Kenny	1966	7.04	0-0	6-3	NA	15.1	13	12	12	15	9
Walker, Adam	2003,04	6.60	1-0	14-0	0	15.0	24	13	11	4	18
Watson, Charlie	1965-67	2.71	16-7	43-18	NA	186.0	136	70	56	79	186
Watson, Mark	1994,95	2.85	12-2	25-18	1	94.2	70	41	30	55	91
Welch, Scott	1986,87	8.15	1-0	19-0	2	35.1	46	33	32	16	20
Werner, Brian	1996,97	5.64	1-1	13-0	0	22.1	19	15	14	5	8
Whitaker, Oliver	1984-87	4.45	23-14	67-45	3	299.1	313	201	148	161	157
White, Matt	1996-98	5.39	9-4	41-18	1	137.0	157	107	82	72	114
Whitfield, Larry	1967	1.25	2-0	6-2	NA	21.2	15	3	3	8	8
Whitfield, Mike	1968-70	4.46	2-2	18-3	NA	42.1	44	27	21	15	21
Wiles, Lee	1982,83	4.50	7-4	36-10	3	84.0	86	53	42	57	55
Williams, Rodney	1993,95,96	4.23	2-1	44-0	0	55.1	56	31	26	26	44
Winchester, Scott	1993-95	1.70	13-5	87-30	34	132.2	89	37	25	47	122
Woessner, Dave	1977-79	3.53	11-6	47-2	14	104.2	105	53	41	44	60
Wolff, Billy	1982,84	8.44	0-1	11-0	1	10.2	13	11	10	5	7
Wynn, David	1963,65	9.00	2-3	16-6	NA	40.0	53	46	40	43	37
Wyatt, Steve	1975,76	2.64	5-1	14-6	4	64.2	57	27	19	17	38
Zocchi, P.J.	2004-06	3.14	7-0	25-10	1	80.1	78	32	28	34	78

All-Americans

Academic All-American

Year	Player	Pos.	*T
1995	Paul Galloway	3B	1

ABCA

Year	Player	Pos.	*T
1947	Joe Landrum	P	1
1954	Billy O'Dell	P	2
1959	Doug Hoffman	OF	1
1960	Ty Cline	OF	1
	Dave Lynn	C	3
1965	Rusty Adkins	OF	2
1966	Rusty Adkins	2B	3
1967	Rusty Adkins	2B	1
1971	Rusty Gerhardt	P	2
1975	Denny Walling	OF	1
1976	Kurt Seibert	SS	3
1977	Dave Caldwell	OF	3
1980	Tim Teufel	2B	1
1985	Jim McCollom	1B	3
1986	Chuck Baldwin	1B	2
1988	Bert Heffernan	C	1
1989	Brian Barnes	P	1
1991	Jim Crowley	2B	1
	Eric Macrina	DH	2
1992	Kevin Northrup	OF	2
1994	Shane Monahan	OF	1
	Mike Hampton	3B	2
1995	Scott Winchester	P	1
	David Miller	1B	2
	Shane Monahan	OF	2
	Jason Dawsey	P	3
1996	Kris Benson	P	1
	Matthew LeCroy	C	2
1997	Matthew LeCroy	C	2
2001	Jeff Baker	3B	2
	Steve Reba	P	3
2002	Khalil Greene	SS	1
	Michael Johnson	1B	2
	Steve Reba	P	3
2005	Kris Harvey	DH	1
2006	Tyler Colvin	OF	2
	Andy D'Alessio	1B	2
	Josh Cribb	P	3

Baseball America

Year	Player	Pos.	*T
1986	Chuck Baldwin	1B	2
1988	Brian Barnes	P	2
1989	Brian Barnes	P	1
1990	Brian Kowitz	OF	2
1991	Jason Angel	P	2
	Jim Crowley	2B	2

All-Atlantic Region

1954 -	Doug Kingsmore, OF
	Billy O'Dell, P
1958 -	Harold Stowe, P
	* Fred DeBerry, 1B
	* Bailey Hendley, OF
	* Bud Spiers, SS
1959 -	Doug Hoffman, OF
	Harold Stowe, P
1960 -	Ty Cline, OF
	Dave Lynn, C
1965 -	Rusty Adkins, OF
	Jack McCall, SS
1966 -	Rusty Adkins, 2B
1967 -	Rusty Adkins, 2B
	** Garry Helms, SS
1971 -	Rusty Gerhardt, P
	Craig White, OF
1973 -	Craig White, OF
	* Lin Hamilton, C
	* Richard Haynes, 2B
1974 -	Lin Hamilton, C
	* Smiley Sanders, OF

1992	Kevin Northrup	OF	2
1994	Shane Monahan	OF	1
	Mike Hampton	3B	2
1995	Shane Monahan	OF	2
	Scott Winchester	P	2
	David Miller	1B	3
1996	Kris Benson	P	1
	Ken Vining	P	3
1997	Matthew LeCroy	C	1
1999	Patrick Boyd	OF	2
2001	Jeff Baker	3B	1
2002	Jeff Baker	3B	1
	Khalil Greene	SS	1
2004	Brad McCann	3B	3
2005	Kris Harvey	DH	2
2006	Tyler Colvin	OF	1
	Andy D'Alessio	1B	3

College Baseball Foundation

Year	Player	Pos.	*T
2006	Andy D'Alessio	1B	1

Collegiate Baseball

Year	Player	Pos.	*T
1991	Eric Macrina	DH	3
1992	Kevin Northrup	OF	3
1994	Mike Hampton	3B	1
	Shane Monahan	OF	2
1995	Shane Monahan	OF	1
	Scott Winchester	P	1
	Jason Dawsey	P	2
	David Miller	1B	3
1996	Kris Benson	P	1
1997	Matthew LeCroy	C	2
1998	Scott Clackum	P	2
2001	Jeff Baker	3B	1
	Steve Reba	P	3
2002	Khalil Greene	SS	1
	Jeff Baker	3B	3
	Michael Johnson	1B	3
	Steve Reba	P	3
2005	Taylor Harbin	2B	2
2006	Josh Cribb	P	2
	Andy D'Alessio	1B	3

NCBWA

Year	Player	Pos.	*T
1993	Billy McMillon	OF	1
	Chad Phillips	P	3
1994	Mike Hampton	3B	1
	Shane Monahan	OF	1
1995	Shane Monahan	OF	1
	David Miller	1B	2

	Gary Burnham	OF	3
	Jason Dawsey	P	3
1996	Kris Benson	P	1
	Billy Koch	P	2
	Matthew LeCroy	C	2
	Ken Vining	P	3
1997	Matthew LeCroy	C	1
1998	Ryan Mottl	P	3
1999	Kurt Bultmann	2B	2
	Patrick Boyd	OF	3
2000	Nick Glaser	P	3
2001	Jeff Baker	3B	2
	Casey Stone	OF	3
2002	Jeff Baker	3B	1
	Khalil Greene	SS	1
	Steve Reba	P	2
	Matt Henrie	P	3
2005	Kris Harvey	DH	3
2006	Tyler Colvin	OF	1
	Andy D'Alessio	1B	1
	Josh Cribb	P	3

Sporting News

Year	Player	Pos.	*T
1975	Denny Walling	OF	1
1980	Tim Teufel	2B	1
1987	Bill Spiers	SS	1
1997	Matthew LeCroy	C	2
1998	Scott Clackum	P	3

Note: No team selected from 1991-96, 02-05.

Sports Weekly

Year	Player	Pos.	*T
2002	Khalil Greene	SS	1

Freshman All-American

Year	Player	Pos.
1991	Billy McMillon	OF
1993	Shane Monahan	1B
	Scott Winchester	P
1995	Matthew LeCroy	C
1997	Ryan Mottl	P
1998	Patrick Boyd	OF
1999	Khalil Greene	3B
2000	Jeff Baker	SS
	Jarrod Schmidt	P
2003	Robert Rohrbaugh	P
2005	Brad Chalk	OF
	Taylor Harbin	2B

* - team

1998 -	Scott Clackum, P
	Matt Padgett, OF
1999 -	Patrick Boyd, OF
2000 -	** Jeff Baker, SS
2001 -	Jeff Baker, 3B
	Steve Reba, P
2002 -	Khalil Greene, SS
	Michael Johnson, 1B
	Steve Reba, P
	* Jeff Baker, 3B
2003 -	Michael Johnson, 1B
2005 -	Kris Harvey, DH
	* Taylor Harbin, 2B
2006 -	Tyler Colvin, OF
	Josh Cribb, P
	Andy D'Alessio, 1B

* - second team; ** - third team

U.S. Olympians

1988 -	Mike Milchin, P
1996 -	Kris Benson, P
	Billy Koch, P
	Matthew LeCroy, C

All-College World Series

1959 -	Harold Stowe, P
1959 -	Bailey Hendley, P/OF
1959 -	Doug Hoffman, OF
1977 -	Dave Caldwell, OF
2002 -	Michael Johnson, 1B

National Player-of-the-Year

ABCA

2002 -	Khalil Greene, SS
--------	-------------------

Baseball America

1996 -	Kris Benson, P
2002 -	Khalil Greene, SS

Collegiate Baseball

1996 -	Kris Benson, P
2002 -	Khalil Greene, SS

Dick Howser Trophy

1996 -	Kris Benson, P
2002 -	Khalil Greene, SS

Golden Spikes Award

2002 -	Khalil Greene, SS
--------	-------------------

Rotary Smith Award

1996 -	Kris Benson, P
2002 -	Khalil Greene, SS

ACC Athlete-of-the-Year

1996 -	Kris Benson, P
--------	----------------

Pan American Games

1959 -	Ty Cline, P/OF
1967 -	John Curtis, P
1979 -	Brian Snyder, P
1980 -	Mike Brown, P
1987 -	Bert Heffernan, C
	^ Bill Spiers, SS
1991 -	^ Billy McMillon, OF
1999 -	Matthew LeCroy, C
	^ - invited but did not participate

World University Games

1977 -	Dave Caldwell, OF
	Bill Foley, C

World Championships

1998 -	Patrick Boyd, OF
	Ryan Mottl, P
2000 -	Jeff Baker, SS
	Patrick Boyd, OF
2001 -	Jeff Baker, 3B
2006 -	Daniel Moskos, P

All-ACC

1954 -	Roy Coker, UT
	Doug Kingsmore, OF
	Wyman Morris, 3B
	Billy O'Dell, P
1958 -	Harold Stowe, P
1959 -	Doug Hoffman, OF
1960 -	Ty Cline, OF
	Bailey Hendley, UT
	Dave Lynn, C
1962 -	Gene Harbeson, C
	Johnny Jones, OF
	Joey Taylor, OF
1963 -	Pete Ayoub, 2B
	Mike Bohonak, OF
	Dave Ellis, OF
	Johnny Jones, OF
	Elmo Lam, SS
1964 -	Ben Marsella, 3B
1965 -	Rusty Adkins, OF
	Tommy Chapman, P
	Lawton Cowart, 3B
	Jack McCall, SS
1966 -	Rusty Adkins, 2B
	Lawton Cowart, 3B
	Jack McCall, SS
	George Sutton, OF
1967 -	Rusty Adkins, 2B
	Garry Helms, SS
1970 -	Rusty Gerhardt, P
1971 -	Rusty Gerhardt, P
	Johnny Severs, OF
	Craig White, OF
1972 -	Rusty Gerhardt, P
	Calvin Weeks, OF
1973 -	Lindsay Graham, P
	Lin Hamilton, C
	Richard Haynes, 2B
	Smiley Sanders, OF
	Craig White, OF
1974 -	Steve Cline, P
	Lin Hamilton, C
	Mike Pulaski, OF
	Smiley Sanders, OF
1975 -	Kurt Seibert, SS
	Denny Walling, OF
	Bill Wingo, 2B
1976 -	David Caldwell, OF
	Bill Foley, C
	Chuck Porter, P
	Kurt Seibert, SS
	Steve Tucker, OF
1977 -	Robert Bonnette, SS
	Bill Foley, C
	Ron Musselman, P
	Neil Simons, OF
	Bill Wingo, 2B
1978 -	Robert Bonnette, SS
	Neil Simons, OF
1979 -	Robbie Allen, SS
	Tony Masone, OF
	Neil Simons, OF
	Mike Sullivan, P
1980 -	Mike Brown, P
	Neil Simons, OF
	Tim Teufel, 2B
1981 -	Mike Mahoney, OF
1982 -	Jeff Gilbert, P
	Jimmy Key, DH
	Jimmy Key, P
1983 -	Bob Paulling, 1B
1984 -	Jim McCollom, DH
	Brooks Shumake, OF
1985 -	Jim McCollom, 1B
1986 -	Chuck Baldwin, 1B
	Randy Mazey, OF
1987 -	Steve Baucom, 3B
	Bert Heffernan, C
	Randy Mazey, OF
	Bill Spiers, SS

- 1988 - Brian Barnes, P
Rusty Chappia, SS
Bert Heffernan, C
Brian Barnes, P
Henry Threadgill, 2B
- 1990 - Brian Kowitz, OF
- 1991 - Jason Angel, P
Jim Crowley, 2B
Eric Macrina, 1B
Billy McMillon, OF
Todd Stefan, SS
- 1992 - Kevin Northrup, OF
- 1993 - Billy McMillon, OF
Keith Williams, OF
- 1994 - Mike Hampton, 3B
Shane Monahan, OF
- 1995 - Jason Dawsey, P
David Miller, 1B
Shane Monahan, OF
Scott Winchester, P
- 1996 - Kris Benson, P
Matthew LeCroy, C
- 1997 - Matthew LeCroy, C
Ryan Mottl, P
- 1998 - Kurt Bultmann, 2B
Scott Clackum, P
Matt Padgett, OF
- 1999 - Patrick Boyd, OF
- 2001 - Jeff Baker, 3B
Khalil Greene, SS
Steve Reba, P
Jarrod Schmidt, P/DH
- 2002 - Khalil Greene, SS
Michael Johnson, 1B
Steve Reba, P
- 2003 - Michael Johnson, 1B
- 2004 - Kris Harvey, OF/1B
- 2005 - Taylor Harbin, 2B
Kris Harvey, DH
- 2006 - Josh Cribb, P
Andy D'Alessio, 1B

Note: First-team selections only.

ACC Coach-of-the-Year

- 1988 - Bill Wilhelm
- 1991 - Bill Wilhelm
- 1994 - Jack Leggett
- 1995 - Jack Leggett
- 2006 - Jack Leggett

ACC Player-of-the-Year

- 1973 - Craig White, OF
- 1974 - Steve Cline, P
- 1975 - Denny Walling, OF
- 1976 - Chuck Porter, P
- 1985 - Jim McCollom, 1B
- 1986 - Chuck Baldwin, 1B
- 1989 - Brian Barnes, P
- 1990 - Brian Kowitz, OF
- 1995 - Shane Monahan, OF
- 1996 - Kris Benson, P
- 2002 - Khalil Greene, SS

ACC Rookie-of-the-Year

- 1995 - Matthew LeCroy, C
- 1998 - Patrick Boyd, OF

All-ACC Tournament

- 1987 - Chuck Baldwin, 2B
Bert Heffernan, C
- 1988 - Brian Kowitz, DH
- 1989 - Brian Barnes, P
Rusty Chappia, SS
Brian Kowitz, OF
Mike Milchin, 1B
Henry Threadgill, 2B
- 1990 - Brian Kowitz, OF
Tim Rigsby, SS
- 1991 - Jason Angel, P
Jim Crowley, 2B

- Eric Macrina, DH
Scott Miller, P
Michael Spiers, OF
Aaron Jersild, P
Kevin Northrup, OF
Joe Taylor, 2B
- 1992 - Billy McMillon, OF
Jeff Morris, 2B
Andy Taulbee, P
Keith Williams, OF
- 1994 - Mike Hampton, 3B
Shane Monahan, OF
Ken Vining, P
- 1995 - Gary Burnham, OF
Paul Galloway, 3B
Ken Vining, P
- 1996 - Jason Embler, 1B
Doug Livingston, 2B
- 1997 - Gary Burnham, OF
- 1999 - Patrick Boyd, OF
Khalil Greene, 3B
- 2000 - Jeff Baker, UT/DH
Patrick Boyd, OF
Khalil Greene, 3B
Ryan Mottl, P
- 2002 - Khalil Greene, SS
Michael Johnson, 1B
Steve Reba, P
- 2004 - Brad McCann, 3B
Travis Storrer, 2B
- 2005 - Josh Cribb, P
- 2006 - Brad Chalk, OF
Sean Clark, P
Tyler Colvin, OF
Taylor Harbin, 2B
D.J. Mitchell, OF
Marquez Smith, 3B

ACC Tournament MVP

- 1989 - Brian Barnes, P
- 1991 - Michael Spiers, OF
- 1993 - Jeff Morris, 2B
- 1994 - Shane Monahan, OF
- 2006 - Tyler Colvin, OF

National Player-of-the-Week

- 2002 - Khalil Greene, SS (3/18)
Jeff Baker, 3B (4/8)
Khalil Greene, SS (5/6)
- 2004 - Brad McCann, 3B (5/17)
- 2005 - Kris Harvey, DH/P (3/21)
- 2006 - Andy D'Alessio, 1B (4/3)
Marquez Smith, 3B (5/1)
Andy D'Alessio, 1B (5/15)
Tyler Colvin, OF (5/22)

ACC Player-of-the-Week

- 1989 - Brian Barnes, P (5/8)
Brian Barnes, P (5/22)
- 1990 - Tim Parker, P (4/24)
- 1991 - Jason Angel, P (4/29)
Mike Spiers, OF (5/13)
- 1992 - Keith Williams, OF (3/16)
Kevin Northrup, OF (3/23)
Joe Taylor, 2B (4/13)
- 1993 - Billy McMillon, 1B (3/1)
Jeff Morris, 2B (5/10)
- 1994 - Andy Taulbee, P (2/14)
Andy Taulbee, P (2/21)
Scott Winchester, P (4/4)
Mike Holtz, P (4/11)
David Miller, 1B (4/18)
Scott Winchester, P (5/2)
Mike Hampton, 3B (5/16)
Shane Monahan, OF (5/23)
Ken Vining, P (5/23)
- 1995 - David Miller, 1B (3/6)
Jason Dawsey, P (3/13)
Shane Monahan, OF (3/13)
David Miller, 1B (4/4)



Kris Benson was named ACC Pitcher-of-the-Week six times during his national player-of-the-year season in 1996.

- Jason Dawsey, P (4/10)
Jamie Eggleston, P (5/1)
- 1996 - Kris Benson, P (2/26)
Kris Benson, P (3/11)
Kris Benson, P (3/25)
Kris Benson, P (4/15)
Kris Benson, P (4/29)
Kris Benson, P (5/6)
Billy Koch, P (5/6)
- 1997 - Matthew LeCroy, C (2/24)
- 1998 - Ryan Mottl, P (3/2)
Patrick Boyd, OF (3/9)
Matt Padgett, OF (4/6)
Brian Ellis, C (4/20)
Ryan Mottl, P (4/27)
- 1999 - Jason Harris, 1B (4/12)
Chris Heck, P (4/26)
- 2000 - Scott Berney, P (2/28)
Scott Berney, P (3/6)
Ryan Mottl, P (4/10)
Nick Glaser, P (4/17)
Khalil Greene, 3B (5/8)
- 2001 - Ryan Riley, 2B (2/26)
Matt Henrie, P (3/19)
Steve Reba, P (4/23)
Matt Henrie, P (5/7)
Steve Reba, P (5/14)
Khalil Greene, SS (5/14)
- 2002 - Jeff Baker, 3B (2/25)
Michael Johnson, 1B (3/4)
Khalil Greene, SS (3/18)
Khalil Greene, SS (4/29)
Khalil Greene, SS (5/6)
- 2003 - Tyler Lumsden, P (3/3)
Tyler Lumsden, P (3/10)
Paul Harrelson, P (4/28)
Michael Johnson, 1B (4/28)
Garrick Evans, OF (5/19)
Patrick Hogan, P (5/19)
- 2004 - Brad McCann, 3B (3/1)
Kris Harvey, P (4/5)
Garrick Evans, OF (4/19)
- 2005 - Kris Harvey, DH (3/21)
Stephen Faris, P (4/18)
Taylor Harbin, 2B (4/25)
Josh Cribb, P (5/16)
Josh Cribb, P (5/23)
Kris Harvey, DH (5/23)
- 2006 - Tyler Colvin, OF (3/27)
Andy D'Alessio, 1B (4/3)
Josh Cribb, P (4/10)
Marquez Smith, 3B (5/1)
Andy D'Alessio, 1B (5/15)
Tyler Colvin, OF (5/22)

Rawlings ACC Tournament Batting Champion

- 1989 - Henry Threadgill, 2B
- 1991 - Michael Spiers, OF
- 1992 - Ted Corbin, SS

Bob Bradley Award (South Carolina Series MVP)

- 2001 - Jeff Baker, 3B
- 2002 - Michael Johnson, 1B
- 2003 - Michael Johnson, 1B
- 2004 - Herman Demmink, 2B
- 2005 - Tyler Colvin, OF
- 2006 - Daniel Moskos, P

Mitchell Award (Most Valuable Player)

- 1962 - Buddy Nixon, 1B
- 1963 - Dave Ellison, OF
- 1964 - Ben Marsella, 3B
- 1965 - Tommy Chapman, P
- 1966 - Ellis Dantzler, 1B
- 1967 - Rusty Adkins, 2B
- 1968 - Nelson Gibson, P
- 1969 - Craig White, OF
- 1970 - Rusty Gerhardt, P
- 1971 - Rusty Gerhardt, P
- 1972 - Rusty Gerhardt, P
- 1973 - Craig White, OF
- 1974 - Steve Cline, P
- 1975 - Denny Walling, OF
- 1976 - Chuck Porter, P
- 1977 - Bill Foley, C
- 1978 - Tony Masone, OF
- 1979 - David Buffamoyer, C
- 1980 - Tim Teufel, 2B
- 1981 - Greg Guin, 1B
- 1982 - Jimmy Key, P/DH
- 1983 - Bob Paulling, 1B
- 1984 - Chuck Baldwin, 2B
- 1985 - Jim McCollom, 1B
- 1986 - Chuck Baldwin, 1B
- 1987 - Steve Baucom, 3B
- 1988 - Jerry Brooks, 3B
- 1989 - Henry Threadgill, 2B
- 1990 - Brian Kowitz, OF
- 1991 - Todd Stefan, SS
- 1992 - Kevin Northrup, OF
- 1993 - Keith Williams, OF
- 1994 - Mike Hampton, 3B
- 1995 - David Miller, 1B
- 1996 - Kris Benson, P
Doug Livingston, 2B
- 1997 - Gary Burnham, OF
- 1998 - Matt Padgett, OF
- 1999 - Kurt Bultmann, 2B
- 2000 - Khalil Greene, 3B
- 2001 - Casey Stone, OF
- 2002 - Khalil Greene, SS
- 2003 - Michael Johnson, 1B
- 2004 - Brad McCann, 3B
- 2005 - Kris Harvey, DH/P
- 2006 - Tyler Colvin, OF

Stowe Award (Most Valuable Pitcher)

- 1984 - Scott Parrish
- 1985 - George Stone
- 1986 - Oliver Whitaker
- 1987 - Brian Barnes
- 1988 - Brian Barnes
- 1989 - Brian Barnes
- 1990 - Tim Parker
- 1991 - Mike Kimbrell
- 1992 - Paxton Briley
- 1993 - Chad Phillips
- 1994 - Andy Taulbee
- 1995 - Jason Dawsey
- 1996 - Kris Benson
- 1997 - Ryan Mottl

- 1998 - Scott Clackum
- 1999 - Mike Paradis
- 2000 - Ryan Mottl
- 2001 - Steve Reba
- 2002 - Matt Henrie
Steve Reba
- 2003 - Patrick Hogan
- 2004 - Patrick Hogan
- 2005 - Josh Cribb
- 2006 - Josh Cribb

Tiger Baseball Award (Leadership)

- 1995 - Gary Burnham, OF
Paul Galloway, 3B
- 1996 - Paul Galloway, 3B
- 1997 - Jason Embler, 1B
Derek Borgert, C
- 1999 - Derek Borgert, C
- 2000 - Brian Holstad, INF/OF
- 2001 - Casey Stone, OF
- 2002 - Michael Johnson, 1B
- 2003 - Kyle Frank, OF
- 2004 - Russell Triplett, SS
- 2005 - Taylor Harbin, 2B
- 2006 - Brad Chalk, OF

Dedication Award (Strength Training)

- 1995 - Scott Winchester, RHP
- 1996 - Gary Burnham, OF
- 1997 - Gary Burnham, OF
- 1998 - Matt Padgett, OF
- 1999 - Jason Harris, 1B
- 2000 - Brian Ellis, C
- 2001 - B.J. LaMura, RHP
- 2002 - Khalil Greene, SS
- 2003 - Herman Demmink, 2B
Kyle Frank, OF
- 2004 - Herman Demmink, 2B
- 2005 - Herman Demmink, 3B
- 2006 - Herman Demmink, 3B

Clemson Athletic Hall of Fame Members

- 1973 - Frank Howard, HC
Billy O'Dell, P
- 1974 - Joe Landrum, P
- 1977 - Rusty Adkins, OF
Frank Gillespie, 1B
- 1978 - Ty Cline, OF
Ray Mathews, OF
Jess Neely, HC
Flint Rhem, P
Harold Stowe, P
- 1980 - Doug Hoffman, OF
Suzie Owens
- 1981 - John Heisman, HC
- 1982 - Rusty Gerhardt, P
- 1984 - Walter Cox, HC
Dick Hendley, C
- 1985 - Doug Kingsmore, OF
- 1988 - Bob Smith, HC
Craig White, OF
- 1991 - Dude Buchanan, 1B
- 1993 - Gene Moore, C
- 1994 - Bob Paulling, 1B
Dewey Quinn, 3B
- 1997 - Neil Simons, OF
- 1998 - Bill Spiers, SS
- 1999 - Jimmy Key, P
- 2002 - Bert Heffernan, C
- 2003 - Smiley Sanders, OF
- 2004 - Brian Barnes, P
- 2005 - Kris Benson, P

Note: List includes only baseball players/coaches; year denotes year inducted.



All-America Tiger Stats

Rusty Adkins, OF/2B

Second-Team ABCA, 1965; Third-Team ABCA, 1966; First-Team ABCA, 1967

Year	G	AB	R	H	2B	3B	HR	RBI	SB	BB	SO	Avg.
1965	30	126	30	56	10	4	3	25	12	12	0	.444
1966	29	121	39	44	5	6	2	17	9	20	7	.364
1967	38	149	40	50	7	7	6	24	17	27	9	.336
Totals	97	396	109	150	22	17	11	66	38	59	16	.379

Jason Angel, P

Second-Team Baseball America, 1991

Year	G	GS	CG	SH	SV	IP	H	R	ER	ERA	SO	BB	W-L	Pct.
1990	10	1	0	0	0	14.2	14	8	8	4.91	14	9	2-1	.667
1991	20	16	3	2	0	108.0	75	35	28	2.33	66	36	14-2	.875
1992	18	17	1	0	0	105.1	106	54	40	3.42	76	45	9-3	.750
Totals	48	34	4	2	0	228.0	195	97	76	3.00	156	90	25-6	.806

Jeff Baker, 3B

First-Team Baseball America, 2001; First-Team Collegiate Baseball, 2001; Second-Team ABCA, 2001; Second-Team Sporting News, 2001; Second-Team Sports Weekly, 2001; First-Team Baseball America, 2002; First-Team NCBWA, 2002; Third-Team Collegiate Baseball, 2002

Year	GP-S	AB	R	H	2B	3B	HR	TB	RBI	SB	BB	SO	Avg.
2000	68-67	275	54	86	16	0	11	135	64	4-4	26	54	.313
2001	60-60	233	66	86	13	2	23	172	75	5-9	38	38	.369
2002	68-67	265	71	86	12	2	25	177	87	17-24	40	59	.325
Totals	196-194	773	191	256	41	4	59	484	226	26-37	98	151	.334

Chuck Baldwin, 1B

Second-Team ABCA, 1986; Second-Team Baseball America, 1986

Year	G	AB	R	H	2B	3B	HR	RBI	SB	BB	SO	Avg.
1984	51	194	31	69	12	3	0	33	4-6	13	13	.356
1985	62	252	39	66	12	3	4	33	3-6	13	21	.262
1986	63	289	64	107	23	1	16	73	6-8	18	26	.370
1987	52	200	43	69	15	1	9	45	3-3	17	26	.345
Totals	228	935	177	311	62	8	29	184	16-23	61	86	.333

Brian Barnes, P

Second-Team Baseball America, 1988;

First-Team ABCA, 1989; First-Team Baseball America, 1989

Year	G	GS	CG	SH	SV	IP	H	R	ER	ERA	SO	BB	W-L	Pct.
1986	15	10	1	0	1	71.0	57	44	29	3.68	53	61	3-2	.600
1987	18	17	5	1	0	120.2	109	50	41	3.06	112	61	12-3	.800
1988	22	19	6	0	1	137.2	124	74	51	3.33	140	62	13-2	.867
1989	23	19	9	1	1	146.0	89	52	36	2.22	208	66	16-3	.842
Totals	78	65	21	2	3	475.1	379	220	157	2.97	513	250	44-10	.815

Kris Benson, P

First-Team ABCA, 1996; First-Team Baseball America, 1996; First-Team Collegiate Baseball, 1996; First-Team NCBWA, 1996; First-Team Sporting News, 1996

Year	G	GS	CG	SH	SV	IP	H	R	ER	ERA	SO	BB	W-L	Pct.
1994	17	14	1	0	1	85.0	84	48	40	4.24	73	29	7-3	.700
1995	14	14	0	0	0	78.2	75	44	28	3.20	79	23	8-3	.727
1996	19	19	7	4	0	156.0	109	47	35	2.02	204	27	14-2	.875
Totals	50	47	8	4	1	319.2	268	139	103	2.90	356	79	29-8	.784

Patrick Boyd, OF

Second-Team Baseball America, 1999; Third-Team NCBWA, 1999

Year	GP-S	AB	R	H	2B	3B	HR	TB	RBI	SB	BB	SO	Avg.
1998	59-59	241	66	83	13	1	8	122	59	11-14	44	46	.344
1999	62-61	246	78	96	22	1	17	171	70	20-25	45	50	.390
2000	69-69	270	50	79	21	4	3	117	49	18-24	44	52	.293
2001	1-1	3	2	1	1	0	0	2	0	0-0	2	0	.333
Totals	191-190	760	196	259	57	6	28	412	178	49-63	135	148	.341

Kurt Bultmann, SS/2B

Second-Team NCBWA, 1999

Year	GP-S	AB	R	H	2B	3B	HR	TB	RBI	SB	BB	SO	Avg.
1996	63-55	194	34	59	10	0	5	84	27	2-4	25	28	.304
1997	60-60	253	69	88	31	1	16	169	61	3-5	30	42	.348
1998	58-58	234	57	70	18	1	10	120	54	2-4	32	32	.299
1999	68-68	272	73	89	23	2	12	152	72	6-7	46	40	.327
Totals	249-241	953	233	306	82	4	43	525	214	13-20	133	142	.321

Gary Burnham, OF

Third-Team NCBWA, 1995

Year	GP-S	AB	R	H	2B	3B	HR	TB	RBI	SB	BB	SO	Avg.
1994	15-15	47	9	13	3	0	0	16	9	1-1	13	8	.277
1995	66-66	241	61	83	27	4	8	142	62	5-11	46	29	.344
1996	68-68	241	62	70	24	4	6	120	56	2-6	61	40	.290
1997	64-64	266	83	104	23	2	15	176	82	2-4	37	28	.391
Totals	213-213	795	215	270	77	10	29	454	209	10-22	157	105	.340

Dave Caldwell, OF

Third-Team ABCA, 1977

Year	G	AB	R	H	2B	3B	HR	RBI	SB	BB	SO	Avg.
1975	36	125	21	35	7	4	2	23	2	12	20	.280
1976	50	196	39	63	13	8	9	49	2	36	32	.321
1977	41	162	43	46	10	0	7	34	6	28	24	.284
Totals	127	483	103	144	30	12	18	106	10	76	76	.298

Scott Clackum, P

Second-Team Collegiate Baseball, 1998; Third-Team Sporting News, 1998

Year	G	GS	CG	SH	SV	IP	H	R	ER	ERA	SO	BB	W-L	Pct.
1997	24	0	0	0	4	37.1	34	13	8	1.93	33	14	3-4	.429
1998	23	0	0	0	9	40.2	21	5	5	1.11	42	11	7-1	.875
Totals	47	0	0	0	13	78.0	55	18	13	1.50	75	25	10-5	.667

Ty Cline, OF/P

First-Team ABCA, 1960

Year	G	AB	R	H	2B	3B	HR	RBI	SB	BB	SO	Avg.
1959	31	135	34	44	7	3	1	22	10	12	11	.326
1960	22	89	26	31	5	5	0	14	12	13	4	.348
Totals	53	224	60	75	12	8	1	36	22	25	15	.335

Tyler Colvin, OF

First-Team Baseball America, 2006; First-Team NCBWA, 2006; Second-Team ABCA, 2006

Year	GP-S	AB	R	H	2B	3B	HR	TB	RBI	SB	BB	SO	Avg.
2004	52-31	128	21	37	10	0	2	53	19	4-5	11	16	.289
2005	65-65	258	51	73	22	2	5	114	53	12-15	14	31	.283
2006	69-69	281	64	100	22	5	13	171	70	23-27	28	42	.356
Totals	186-165	667	136	210	54	7	20	338	142	39-47	53	89	.315

Josh Cribb, P

Second-Team Collegiate Baseball, 2006; Third-Team ABCA, 2006; Third-Team NCBWA, 2006

Year	G	GS	CG	SH	SV	IP	H	R	ER	ERA	SO	BB	W-L	Pct.
2003	13	1	0	0	0	25.0	36	17	11	3.96	19	6	0-1	.000
2004	20	1	0	0	2	60.2	49	28	25	3.71	58	15	5-1	.833
2005	19	15	3	2	0	109.1	119	47	43	3.54	97	24	8-5	.615
2006	16	15	1	0	0	87.1	70	36	30	3.09	83	26	9-0	1.000
Totals	68	32	4	2	2	282.1	274	128	109	3.47	257	71	22-7	.759

Jim Crowley, 2B

First-Team ABCA, 1991; Second-Team Baseball America, 1991

Year	GP-S	AB	R	H	2B	3B	HR	TB	RBI	SB	BB	SO	Avg.
1988	48-21	89	15	22	4	0	2	32	6	6-7	17	26	.247
1989	66-66	230	49	69	16	1	10	117	60	5-6	35	39	.300
1990	65-65	251	56	82	15	0	14	139	54	7-9	32	39	.327
1991	68-68	256	79	98	22	0	17	171	77	5-9	39	45	.383
Totals	247-220	826	199	271	57	1	43	459	197	23-31	123	149	.328

Andy D'Alessio, 1B

First-Team College Baseball Foundation, 2006; First-Team NCBWA, 2006; Second-Team ABCA, 2006; Third-Team Baseball America, 2006; Third-Team Collegiate Baseball, 2006

Year	GP-S	AB	R	H	2B	3B	HR	TB	RBI	SB	BB	SO	Avg.
2004	60-51	180	29	60	10	0	4	82	22	2-2	35	47	.333
2005	65-60	210	36	58	14	1	15	119	60	1-4	29	61	.276
2006	69-69	250	55	78	15	0	23	162	85	7-8	30	60	.312
Totals	194-180	640	120	196	39	1	42	363	167	10-14	94	168	.306

Jason Dawsey, P

Second-Team Collegiate Baseball, 1995; Third-Team ABCA, 1995; Third-Team NCBWA, 1995

Year	G	GS	CG	SH	SV	IP	H	R	ER	ERA	SO	BB	W-L	Pct.
1993	27	8	2	0	1	77.2	85	42	35	4.06	70	21	5-2	.714
1994	16	15	1	0	0	97.1	108	51	45	4.16	73	21	6-2	.750
1995	19	19	4	0	0	129.1	101	53	40	2.78	133	45	11-4	.733
Totals	62	42	7	0	1	304.1	294	146	120	3.55	276	87	22-8	.733

Rusty Gerhardt, P

Khalil Greene, SS

First-Team ABCA, 2002; First-Team Baseball America, 2002; First-Team Collegiate Baseball, 2002; First-Team NCBWA, 2002; First-Team Sports Weekly, 2002

Year	GP-S	AB	R	H	2B	3B	HR	TB	RBI	SB	BB	SO	Avg.
1999	69-68	274	58	98	20	1	8	144	69	9-12	31	58	.358
2000	69-69	269	59	98	24	3	5	143	64	12-16	42	39	.364
2001	63-63	241	55	73	18	2	12	131	52	17-21	24	41	.303
2002	71-71	285	93	134	33	1	27	250	91	17-18	46	22	.470
Totals	272-271	1069	265	403	95	7	52	668	276	55-67	143	160	.377

Mike Hampton, 3B

First-Team Collegiate Baseball, 1994; First-Team NCBWA, 1994; Second-Team ABCA, 1994; Second-Team Baseball America, 1994

Year	GP-S	AB	R	H	2B	3B	HR	TB	RBI	SB	BB	SO	Avg.
1993	46-31	130	29	33	13	2	3	59	22	3-5	13	29	.254
1994	75-75	287	84	109	21	4	11	171	70	39-47	47	43	.380
Totals	121-106	417	113	142	34	6	14	230	92	42-52	60	72	.341

Taylor Harbin, 2B

Second-Team Collegiate Baseball, 2005

Year	GP-S	AB	R	H	2B	3B	HR	TB	RBI	SB	BB	SO	Avg.
2005	66-66	274	64	94	28	4	10	160	63	4-7	12	25	.343
2006	64-64	254	54	81	20	2	9	132	47	13-14	15	21	.319
Totals	130-130	528	118	175	48	6	19	292	110	17-21	27	46	.331

Kris Harvey, DH

First-Team ABCA, 2005; Second-Team Baseball America, 2005; Third-Team NCBWA, 2005

Year	GP-S	AB	R	H	2B	3B	HR	TB	RBI	SB	BB	SO	Avg.
2003	25-13	29	8	8	1	0	2	15	11	0-0	2	4	.276
2004	61-59	209	38	70	16	0	8	110	41	4-8	15	31	.335
2005	65-65	249	61	85	11	0	25	171	70	1-2	16	44	.341
Totals	151-137	487	107	163	28	0	35	296	122	5-10	33	79	.335

Bert Heffernan, C

First-Team ABCA, 1988

Year	G	AB	R	H	2B	3B	HR	RBI	SB	BB	SO	Avg.
1985	65	245	60	85	13	2	9	49	9-13	45	38	.347
1986	61	242	64	80	17	3	8	58	11-15	55	22	.331
1987	65	242	68	81	15	3	4	41	13-19	45	32	.335
1988	68	264	93	89	18	6	6	47	21-24	62	27	.337
Totals	259	993	285	335	63	14	27	195	54-71	207	119	.337

Matt Henrie, P

Third-Team NCBWA, 2002

Year	G	GS	CG	SH	SV	IP	H	R	ER	ERA	SO	BB	W-L	Pct.
1999	5	0	0	0	0	3.1	6	5	5	13.50	1	6	0-0	----
2001	18	10	0	0	2	67.2	59	32	23	3.06	54	24	6-3	.667
2002	21	18	0	0	1	112.2	112	52	39	3.12	81	25	13-5	.722
Totals	44	28	0	0	3	183.2	177	89	67	3.28	136	55	19-8	.704

Doug Hoffman, OF

First-Team ABCA, 1959

Year	AB	R	H	2B	3B	HR	RBI	SB	BB	SO	Avg.
1957	60	11	9	3	1	2	6	2	14	17	.150
1958	114	23	27	2	2	2	16	4	9	27	.237
1959	105	31	33	3	5	4	25	11	33	22	.314
Totals	279	65	69	8	8	8	47	17	56	66	.247

Michael Johnson, 1B

Second-Team ABCA, 2002; Third-Team Collegiate Baseball, 2002

Year	GP-S	AB	R	H	2B	3B	HR	TB	RBI	SB	BB	SO	Avg.
2000	44-32	121	27	37	9	2	3	59	27	2-4	13	34	.306
2001	62-58	218	58	70	13	1	18	139	54	11-11	43	50	.321
2002	71-71	263	62	101	19	1	25	197	81	11-14	50	46	.384
2003	58-58	198	54	67	11	0	12	114	51	1-2	63	38	.338
Totals	235-219	800	201	275	52	4	58	509	213	25-31	169	168	.344

Billy Koch, P

Second-Team NCBWA, 1996

Year	G	GS	CG	SH	SV	IP	H	R	ER	ERA	SO	BB	W-L	Pct.
1994	16	14	1	0	0	78.0	72	57	40	4.62	75	34	4-2	.667
1995	16	14	0	0	0	87.0	70	45	36	3.72	111	37	7-2	.778
1996	19	16	2	0	1	111.2	73	46	39	3.14	152	60	10-5	.667
Totals	51	44	3	0	1	276.2	215	148	115	3.74	338	131	21-9	.700

Brian Kowitz, OF

Second-Team Baseball America, 1990

Year	G	AB	R	H	2B	3B	HR	RBI	SB	BB	SO	Avg.
1988	60	179	30	49	16	1	2	21	16-19	20	21	.274
1989	68	267	61	72	15	4	4	43	26-29	46	27	.270
1990	66	253	87	102	22	6	3	60	34-42	44	20	.403
Totals	194	699	178	223	53	11	9	124	76-90	110	68	.319

Joe Landrum, P

First-Team ABCA, 1947

Year	IP	H	R	ER	ERA	SO	BB	W-L	Pct.
1946	104.0	72	31	12	1.04	97	22	10-2	.833
1947	117.0	90	48	29	2.23	98	18	12-2	.857
Totals	221.0	162	79	41	2.18	195	40	22-4	.846

Matthew LeCroy, C

Second-Team ABCA, 1996; Second-Team NCBWA, 1996; First-Team Baseball America, 1997; First-Team NCBWA, 1997; Second-Team ABCA, 1997; Second-Team Collegiate Baseball, 1997; Second-Team Sporting News, 1997

Year	GP-S	AB	R	H	2B	3B	HR	TB	RBI	SB	BB	SO	Avg.
1995	68-68	255	55	85	18	0	15	148	72	0-4	34	57	.333
1996	67-67	244	61	77	18	0	14	137	57	3-4	44	35	.316
1997	64-64	237	62	85	12	1	24	171	79	5-7	53	34	.359
Totals	199-199	736	178	247	48	1	53	456	208	8-15	131	126	.336

Dave Lynn, C

Third-Team ABCA, 1960

Year	G	AB	R	H	2B	3B	HR	RBI	SB	BB	SO	Avg.
1959	1	2	1	1	0	0	1	2	0	1	0	.500
1960	22	89	21	32	3	2	8	31	1	8	10	.360
1961	22	72	20	24	4	0	6	21	1	22	13	.333
Totals	45	163	42	57	7	2	15	54	2	31	23	.350

Eric Macrina, DH

Second-Team ABCA, 1991; Third-Team Collegiate Baseball, 1991

Year	GP-S	AB	R	H	2B	3B	HR	TB	RBI	SB	BB	SO	Avg.
1988	25-11	46	8	8	3	0	3	20	6	1-1	8	10	.174
1989	54-39	152	35	40	8	4	6	74	33	3-5	18	42	.263
1990	53-50	189	38	64	11	1	18	131	69	1-2	24	44	.339
1991	69-68	260	67	87	18	1	24	179	84	3-4	37	69	.335
Totals	201-168	647	148	199	40	6	51	404	192	8-12	87	165	.308

Brad McCann, 3B

Third-Team Baseball America, 2004

Year	GP-S	AB	R	H	2B	3B	HR	TB	RBI	SB	BB	SO	Avg.
2003	60-60	251	44	87	21	1	9	137	67	2-4	12	43	.347
2004	63-63	253	64	96	20	0	16	164	65	6-10	36	43	.379
Totals	123-123	504	108	183	41	1	25	301	132	8-14	48	86	.363

Jim McCollom, 1B

Third-Team ABCA, 1985

Year	G	AB	R	H	2B	3B	HR	RBI	SB	BB	SO	Avg.
1982	56	186	41	50	9	2	11	37	1-2	26	30	.269
1983	51	190	50	66	15	4	9	51	5-6	25	26	.347
1984	55	203	53	71	13	2	11	54	7-7	32	25	.350
1985	64	251	59	98	19	4	21	76	7-11	33	23	.390
Totals	226	830	203	285	56	12	52	218	20-26	116	104	.343

Jim McCollom was an All-American in 1985 when he hit .390 with 21 homers and 76 RBIs. He was also a .343 career hitter from 1982-85.



All-America Tiger Stats



Denny Walling (left), a 1975 All-American, and Tim Teufel (right), a 1980 All-American, played a combined 29 seasons in the Majors.

Billy McMillon, OF/1B

First-Team NCBWA, 1993

Year	GP-S	AB	R	H	2B	3B	HR	TB	RBI	SB	BB	SO	Avg.
1991	65-54	202	75	79	26	4	10	143	48	12-17	41	21	.391
1992	32-31	113	34	42	8	3	4	68	27	6-11	21	22	.372
1993	57-57	212	64	80	21	1	5	118	30	11-17	47	30	.377
Totals	154-142	527	173	201	55	8	19	329	105	29-45	109	73	.381

David Miller, 1B/OF

Second-Team ABCA, 1995; Second-Team NCBWA, 1995;

Third-Team Baseball America, 1995; Third-Team Collegiate Baseball, 1995

Year	GP-GS	AB	R	H	2B	3B	HR	TB	RBI	SB	BB	SO	Avg.
1993	44-18	85	12	23	3	1	0	28	12	1-1	4	11	.271
1994	71-71	288	52	90	13	4	1	114	59	23-31	36	31	.313
1995	68-68	271	79	103	14	10	9	164	78	27-32	44	36	.380
Totals	183-157	644	143	216	30	15	10	306	149	51-64	84	78	.335

Shane Monahan, OF

First-Team ABCA, 1994; First-Team Baseball America, 1994;

First-Team NCBWA, 1994; Second-Team Collegiate Baseball, 1994;

First-Team Collegiate Baseball, 1995; First-Team NCBWA, 1995;

Second-Team ABCA, 1995; Second-Team Baseball America, 1995

Year	GP-S	AB	R	H	2B	3B	HR	TB	RBI	SB	BB	SO	Avg.
1993	65-65	253	56	94	15	7	9	150	64	17-21	20	49	.372
1994	75-75	330	97	137	23	9	11	211	53	23-31	36	33	.415
1995	67-67	273	82	106	22	5	12	174	52	21-28	44	37	.388
Totals	207-207	856	235	337	60	21	32	535	169	61-80	100	119	.394

Ryan Mottl, P

Third-Team NCBWA, 1998

Year	G	GS	CG	SH	SV	IP	H	R	ER	ERA	SO	BB	W-L	Pct.
1997	16	16	2	0	0	106.2	113	63	56	4.73	99	33	10-3	.769
1998	16	16	1	0	0	101.0	101	62	54	4.81	96	31	9-4	.692
1999	19	17	1	0	0	99.2	120	82	68	6.14	84	53	4-8	.333
2000	21	19	2	1	0	107.0	103	52	44	3.70	81	28	10-4	.714
Totals	72	68	6	1	0	414.1	437	259	222	4.82	360	145	33-19	.635

Kevin Northrup, OF

Second-Team ABCA, 1992; Second-Team Baseball America, 1992;

Third-Team Collegiate Baseball, 1992

Year	GP-S	AB	R	H	2B	3B	HR	TB	RBI	SB	BB	SO	Avg.
1989	35-14	66	12	14	2	0	1	20	5	3-5	16	19	.212
1990	53-46	173	35	53	10	0	7	84	33	12-12	15	28	.306
1991	67-66	254	72	89	20	9	5	142	48	21-22	31	32	.350
1992	64-64	249	67	95	23	2	9	149	64	47-55	51	31	.382
Totals	219-190	742	186	251	55	11	22	395	150	83-94	113	110	.338

Billy O'Dell, P

Second-Team ABCA, 1954

Year	G	GS	CG	IP	H	R	ER	ERA	BB	SO	W-L	Pct.
1952	10	7	4	56.0	48	36	18	2.89	16	81	5-2	.714
1953	11	8	6	72.1	25	22	11	1.36	32	108	6-3	.667
1954	14	11	9	91.1	56	26	8	0.79	35	111	8-3	.727
Totals	35	26	19	219.2	129	84	37	1.51	83	300	19-8	.704

Chad Phillips, P/OF

Third-Team NCBWA, 1993

Year	G	GS	CG	SH	SV	IP	H	R	ER	ERA	SO	BB	W-L	Pct.
1990	15	0	0	0	2	25.0	24	13	11	3.96	17	5	1-0	1.000
1991	13	3	0	0	2	37.2	40	23	16	3.82	25	16	1-0	1.000
1992	13	1	0	0	3	34.0	32	18	16	4.24	29	11	3-1	.750
1993	16	15	1	0	0	90.2	93	35	30	2.98	69	24	12-2	.857
Totals	57	19	1	0	7	187.1	189	89	73	3.51	140	56	17-3	.850

Year	GP-S	AB	R	H	2B	3B	HR	TB	RBI	SB	BB	SO	Avg.
1990	38-9	44	6	13	5	0	0	18	4	1-1	8	4	.295
1991	45-12	63	15	25	3	0	1	31	14	3-4	11	3	.397
1992	43-40	153	25	44	8	3	2	64	24	6-7	8	25	.288
1993	42-21	42	5	12	3	0	1	18	5	0-0	1	5	.286
Totals	168-82	302	51	94	19	3	4	131	47	10-12	28	37	.312

Steve Reba, P

Third-Team ABCA, 2001; Third-Team Collegiate Baseball, 2001; Second-Team NCBWA, 2002; Third-Team ABCA, 2002; Third-Team Collegiate Baseball, 2002

Year	G	GS	CG	SH	SV	IP	H	R	ER	ERA	SO	BB	W-L	Pct.
1999	21	7	0	0	0	56.2	78	49	47	7.46	45	34	5-4	.555
2000	19	2	0	0	2	42.0	33	16	13	2.79	33	15	3-0	1.000
2001	18	17	2	1	0	108.0	84	39	31	2.58	103	31	12-3	.800
2002	20	19	1	0	0	112.2	121	67	55	4.39	82	44	13-4	.765
Totals	78	45	3	1	2	319.1	316	171	146	4.11	263	124	33-11	.750

Kurt Seibert, SS

Third-Team ABCA, 1976

Year	G	AB	R	H	2B	3B	HR	RBI	SB	BB	SO	Avg.
1974	28	95	22	30	3	2	0	13	4	17	9	.316
1975	43	153	48	49	8	2	0	13	21	39	17	.320
1976	44	160	43	55	5	2	2	13	13	50	12	.344
Totals	115	408	113	134	16	6	2	39	38	106	38	.328

Bill Spiers, SS

First-Team Sporting News, 1987

Year	G	AB	R	H	2B	3B	HR	RBI	SB	BB	SO	Avg.
1985	47	171	31	65	10	1	0	22	9	9	10	.380
1986	62	258	73	83	11	5	12	53	35	35	40	.322
1987	64	252	65	73	13	11	5	44	16	31	26	.290
Totals	173	681	169	221	34	17	17	119	60	75	76	.325

Casey Stone, OF

Third-Team NCBWA, 2001

Year	GP-S	AB	R	H	2B	3B	HR	TB	RBI	SB	BB	SO	Avg.
1998	45-15	86	18	23	3	1	0	28	14	2-2	8	12	.267
1999	49-24	104	22	25	4	0	0	29	17	7-9	18	9	.240
2000	69-69	272	65	97	11	3	1	117	51	25-30	23	15	.357
2001	62-62	274	63	103	17	2	2	130	49	25-30	13	10	.376
Totals	225-170	736	168	248	35	6	3	304	131	59-71	62	46	.337

Tim Teufel, 2B

First-Team Sporting News, 1980

Year	G	AB	R	H	2B	3B	HR	RBI	SB	BB	SO	Avg.
1979	55	197	58	69	14	3	13	50	13	29	32	.350
1980	46	168	44	65	16	1	11	66	13	43	14	.387
Totals	101	365	102	134	30	4	24	116	26	72	46	.367

Ken Vining, P

Third-Team Baseball America, 1996; Third-Team NCBWA, 1996

Year	G	GS	CG	SH	SV	IP	H	R	ER	ERA	SO	BB	W-L	Pct.
1994	20	1	0	0	0	40.1	39	22	18	4.02	45	18	3-0	1.000
1995	22	9	0	0	2	69.0	53	29	26	3.39	78	25	4-0	1.000
1996	19	16	3	2	0	115.0	92	43	38	2.97	135	38	10-3	.769
Totals	61	26	3	2	2	224.1	184	94	82	3.29	258	81	17-3	.850

Denny Walling, OF

First-Team Sporting News, 1975

Year	G	AB	R	H	2B	3B	HR	RBI	SB	BB	SO	Avg.
1975	38	140	46	59	9	3	13	60	11	31	12	.421

Scott Winchester, P

First-Team ABCA, 1995; First-Team Collegiate Baseball, 1995;

Second-Team Baseball America, 1995

Year	G	GS	CG	SH	SV	IP	H	R	ER	ERA	SO	BB	W-L	Pct.
1993	26	0	0	0	10	48.1	36	22	14	2.61	42	16	4-1	.800
1994	28	0	0	0	10	38.2	30	10	8	1.86	38	15	5-2	.714
1995	33	0	0	0	14	45.2	23	5	3	0.59	42	16	4-2	.667
Totals	87	0	0	0	34	132.2	89	37	25	1.70	122	47	13-5	.722

Top-25 NCAA Stat Rankings



Year	Player/Team	Category	Figure	Rk
1958	Harold Stowe	Appearances	21	1
	Harold Stowe	Innings Pitched	126.2	1
	Harold Stowe	Strikeouts	126	1
	Harold Stowe	Wins	14	1
1959	Clemson	ERA	2.47	9
	Harold Stowe	Appearances	19	2
	Harold Stowe	K/9 IP	10.8	12
1960	Clemson	Batting Average	.290	24
	Dave Lynn	HR/Game	0.36	5
1962	Clemson	Slugging %	.708	15
	Clemson	HR/Game	1.6	1
1963	Clemson	Slugging %	.508	3
	Clemson	Batting Average	.313	4
1964	Clemson	Fielding %	.957	9
	Johnny Jones	Slugging %	.732	8
1965	Clemson	Batting Average	.439	10
	Johnny Jones	Batting Average	.282	25
1966	Clemson	Fielding %	.954	20
	Clemson	Batting Average	.290	14
1967	Clemson	Batting Average	.444	5
	Rusty Adkins	HR/Game	0.28	8
1968	Clemson	Slugging %	.670	16
	Jack McCall	Slugging %	.659	21
1969	Clemson	HR/Game	1.28	1
	Clemson	R/Game	9.1	1
1970	Clemson	Slugging %	.502	1
	Clemson	Batting Average	.321	2
1971	Clemson	Fielding %	.958	16
	George Sutton	HR/Game	0.38	3
1972	Clemson	2B/Game	0.41	4
	George Sutton	RBI/Game	1.34	6
1973	Clemson	3B/Game	0.21	10
	Lawton Cowart	HR/Game	0.28	10
1974	Clemson	RBI/Game	1.10	13
	Lawton Cowart	Fielding %	.962	8
1975	Clemson	ERA	2.16	22
	Bill Parmer	ERA	1.14	13
1976	Clemson	Wins	9	18
	Bill Parmer	Wins	11	12
1977	Clemson	ERA	2.47	14
	Clemson	Fielding %	.961	17
1978	Clemson	RBI/Game	1.58	1
	Denny Walling	Slugging %	.807	2
1979	Clemson	HR/Game	0.34	4
	Denny Walling	Batting Average	.421	10
1980	Clemson	Fielding %	.967	8
	Chuck Porter	Wins	12	9
1981	Clemson	3B/Game	0.16	12
	David Caldwell	Fielding %	.967	9
1982	Clemson	R/Game	7.8	13
	Brian Snyder	ERA	1.19	2
1983	Clemson	Wins	12	6
	Ron Musselman	HR/Game	0.27	15
1984	Clemson	R/Game	8.3	10
	Tim Teufel	RBI/Game	1.43	11
1985	Clemson	2B/Game	0.37	14
	Greg Guin	2B/Game	2.19	4
1986	Clemson	ERA	3.48	13
	Clemson	ERA	2.99	6
1987	Clemson	2B/Game	1.96	7
	Clemson	DP/Game	1.11	8
1988	Clemson	ERA	3.79	11
	Bill Spiers	3B/Game	0.17	10
1989	Clemson	2B/Game	2.35	8
	Clemson	SB/Game	2.76	9
1990	Clemson	ERA	3.23	13
	Brian Barnes	Strikeouts	208	1
1991	Clemson	K/9 IP	12.8	2
	Brian Barnes	Wins	16	4
1992	Clemson	ERA	1.96	19
	John Pawlowski	R/Game	7.94	13
1993	Clemson	R/Game	1.32	2
	Brian Kowitz	RBI/Game	1.30	6
1994	Clemson	HR/Game	0.34	10
	Eric Macrina	RBI/Game	1.17	20
1995	Clemson	R/Game	9.97	1
	Clemson	Winning %	.857	1
1996	Clemson	Wins	60	1
	Clemson	2B/Game	2.70	2

Clemson	HR/Game	1.59	2
Clemson	Slugging %	.571	5
Clemson	Batting Average	.341	7
Clemson	3B/Game	0.47	22
Jason Angel	Wins	14	4
Eric Macrina	HR/Game	0.35	16
Billy McMillon	2B/Game	0.40	21
Jason Angel	ERA	2.33	24
1992 Clemson	ERA	2.86	5
Clemson	Winning %	.781	5
Clemson	SB/Game	2.05	23
Paxton Briley	ERA	1.69	5
Kevin Northrup	SB/Game	0.73	10
1993 Clemson	2B/Game	2.20	13
Clemson	3B/Game	0.45	21
Chad Phillips	Wins	12	9
Scott Winchester	Saves	10	13
Keith Williams	RBI/Game	1.22	21
1994 Clemson	Wins	57	1
Clemson	Winning %	.760	5
Clemson	ERA	3.46	21
Shane Monahan	Hits	137	1
Shane Monahan	Runs	97	1
Andy Taulbee	Wins	12	14
Shane Monahan	R/Game	1.29	15
Shane Monahan	Batting Average	.415	21
1995 Clemson	Wins	54	2
Clemson	Winning %	.794	3
Clemson	ERA	3.14	6
Clemson	DP/Game	1.16	7
Clemson	R/Game	8.38	10
Clemson	Slugging %	.495	17
Clemson	3B/Game	0.46	24
Billy Koch	K/9 IP	11.5	5
Scott Winchester	Saves	14	6
David Miller	3B/Game	0.15	10
Gary Burnham	2B/Game	0.41	23
1996 Clemson	ERA	3.03	1
Clemson	Wins	51	4
Clemson	Winning %	.750	11
Clemson	Fielding %	.965	27
Billy Koch	K/9 IP	12.3	3
Kris Benson	Wins	14	T-4
Kris Benson	ERA	2.02	5
Kris Benson	K/9 IP	11.8	5
Ken Vining	K/9 IP	10.6	21
1997 Clemson	HR/Game	1.48	25
Kurt Bultmann	2B/Game	0.52	4
Matthew LeCroy	HR/Game	0.38	25
1998 Clemson	Winning %	.729	13
Clemson	Fielding %	.965	20
Clemson	ERA	4.27	21
Scott Clackum	Saves	9	T-14



Billy Koch was fifth in the country in strikeouts per nine innings pitched (11.5) in 1995, then was third in the nation in the same category in 1996 with a 12.3 figure.

1999 Clemson	2B/Game	2.45	15
Clemson	R/Game	8.87	17
Clemson	DP/Game	1.09	23
Jason Harris	BB/Game	0.93	T-24
Henri Stanley	BB/Game	0.93	T-24
2000 Clemson	Winning %	.739	9
Clemson	Fielding %	.969	13
Clemson	ERA	3.99	19
Clemson	3B/Game	0.41	21
Nick Glaser	Saves	15	T-6
Ryan Riley	3B/Game	0.13	T-11
Casey Stone	K/AB	1/18.1	18
2001 Clemson	HR/Game	1.35	16
Clemson	Fielding %	.968	19
Jeff Baker	HR/Game	0.38	T-7
Steve Reba	Winning %	.800	19
Jeff Baker	RBI/Game	1.25	T-25
Casey Stone	K/AB	1/27.4	2
2002 Clemson	Winning %	.761	9
Clemson	Fielding %	.971	9
Clemson	HR/Game	1.58	11
Clemson	Slugging %	.533	12
Clemson	Batting Average	.324	21
Clemson	R/Game	8.2	22
Clemson	DP/Game	1.10	24
Khalil Greene	Slugging %	.877	2
Khalil Greene	Batting Average	.470	3
Matt Henrie	Wins	13	T-4
Steve Reba	Wins	13	T-4
Khalil Greene	2B/Game	0.46	7
Khalil Greene	R/Game	1.31	9
Khalil Greene	HR/Game	0.38	11
Jeff Baker	HR/Game	0.37	15
Michael Johnson	HR/Game	0.35	20
Khalil Greene	RBI/Game	1.28	22
Jeff Baker	RBI/Game	1.28	23
Michael Johnson	Slugging %	.749	24
2003 Clemson	DP/Game	1.11	7
Michael Johnson	Walks/Game	63	2
2004 Clemson	2B/Game	2.29	T-17
Patrick Hogan	Saves	10	T-21
2005 Clemson	HR/Game	1.15	22
Kris Harvey	HR/Game	0.38	6
Taylor Harbin	2B/Game	0.42	13
Brad Chalk	SH/Game	0.23	24
2006 Clemson	Winning %	.768	4
Clemson	ERA	3.26	6
Clemson	K/9 IP	8.0	17
Clemson	HR/Game	1.16	19
Clemson	Fielding %	.972	22
Brad Chalk	SH/Game	0.31	6
Andy D'Alessio	HR/Game	0.33	T-16
Andy D'Alessio	RBI/Game	1.23	21



Bryan Snyder finished second in the nation with a 1.19 ERA during the 1977 season.

Note: **Bold** denotes led the nation.



A

Abbott, Gus	1	1958
Adams, Brian	3	1997-99
Adams, Darren	1	1998
Adams, Mark	2	1972,73
Additon, Matt	4	1997-00
Adeimly, John	1	1973
Adkins, Rusty	3	1965-67
Allen, Robbie	3	1978-80
Anderson, Jack	1	1969
Anderson, Jim	2	1990,91
Andrade, Jr., Jorge	1	2005
Angel, Jason	3	1990-92
Anglely, Doug	2	1949,50
Armstrong, Terry	4	1971-74
Asbill, Joe	1	1948
Aughtry, Gene	3	1949-51
Ayers, Stan	3	1962-64
Ayoub, Pete	3	1961-63

B

Bach, Woody	1	1968
Bagwell, Kenny	2	1970,72
Bagwell, Larry	3	1957-59
Bailey, Bob	1	1937
Baker, Jeff	3	2000-02
Baker, Jimmy	3	1972-74
Baker, Roger	3	1950-52
Baldwin, Chuck	4	1984-87
Barbary, Eddie	3	1965-67
Barnes, Brian	4	1986-89
Barnett, Bill	4	1953-56
Bates, N.G.	1	1953
Baucum, Steve	4	1984-87
Beasley, Rick	1	1971
Belk, Don	3	1941-43
Belk, Greg	3	1974-76
Bell, Tom	1	1938
Bendinelli, Chad	1	2000
Benson, Kris	3	1994-96
Berken, Jason	3	2003,04,06
Berney, Scott	1	2000
Berry, Ed	2	1947,49
Berry, Bob	3	1941-43
Bevis, Jay	4	1969-72
Bickley, Charlie	2	1940,41
Biegert, Mark	4	1984-87
Bigwood, Dave	1	1973
Blackston, Charlie	2	1954,55
Blakeney, Reid	2	1959,60
Blalock, Joe	3	1940-42
Bohonak, Mike	1	1963
Bonekat, Bill	3	1967-69
Bonnette, Robert	4	1976-79
Boozar, Thomas	4	1999-02
Borgert, Derek	4	1996-99
Bosdell, Francis	1	1946
Boselli, Teddy	3	1936,38,39
Botkin, Alan	4	1986-89
Boyce, J.A.	1	1993
Boyd, Patrick	3	1998-00



Ed Berry

Boyd, Roger	1	1960
Boyer, John	1	1989
Bradford, Eric	3	1990-92
Bradford, Jeff	4	1971-74
Bradley, Jimmy	2	1967,68
Bradley, Len	2	1979,80
Bray, Randy	3	1968-70
Bradshaw, Toby	1	1960
Brier, Coe	2	1981,82
Briley, Paxton	3	1990-92
Brizek, Seth	3	1993-95
Brodie, George	3	1937-39
Brodie, G.W.	1	1953
Brooks, Jerry	3	1986-88
Broome, Nathan	2	1996,97
Brown, Carol	2	1955,57
Brown, C.M.	1	1945
Brown, Joe	2	1953,54
Brown, J.R.	1	1947
Brown, Mike	3	1978-80
Browning, Skip	3	1997-99
Bryan, C.A.	1	1928
Bryant, Tim	2	1959,60
Buchanan, Dude	3	1939-41
Buffamoyer, Dave	2	1978,79
Bultmann, Kurt	4	1996-99
Burg, Alex	1	2006
Burgess, W.A.	1	1932
Burnett, John	2	1985,86
Burnette, Bill	1	1962
Burnette, Zack	3	1958-60
Burnham, Gary	4	1994-97

C

Cagle, Mavis	2	1945,46
Caldwell, Dave	3	1975-77
Calitri, Mike	3	1998-00
Carpenter, D.D.	1	1943
Carraway, Doug	2	1965,66
Carter, Chris	2	1992,93
Casanova, Adrian	2	2005,06
Casey, Greg	2	1963,64
Castelli, Bill	2	1979,80
Castles, Tom	2	1947,49
Cathcart, Joe	1	1934
Chalk, Brad	2	2005,06
Chamblee, L.C.	2	1929,30
Chapman, Tommy	3	1963-65
Charpia, Rusty	3	1986,88,89
Chastain, Billy	1	1988
Chavous, C.C.	3	1933-35
Childs, Ryan	3	2000-02
Clackum, Scott	2	1997,98
Clark, H.M.	2	1932,33
Clark, Sean	1	2006
Cleveland, Tom	1	1947
Cline, Steve	2	1973,74
Cline, Ty	2	1959,60
Clyne, Stephen ...	2	2005,06
Coakley, Francis	3	1939-41
Coakley, George	3	1939-41
Cobb, Bill	2	1945,46
Cohen, Earl	1	1966
Coder, Chad	1	2001
Coker, Butch	3	1957-59
Coker, Homer	3	1942,43,47
Coker, Larry	3	1940-42
Coker, Ray	3	1937-39
Coker, Roy	3	1952-54
Cole, R.A.	2	1933,34
Coleman, Jim	1	1955
Collins, Pat	1	1997
Colvin, Tyler	3	2004-06
Compton, George	1	1955
Cone, Mickey	1	1954
Cook, Brandt	1	1999
Cook, J.A.	2	1929,31
Corbin, Ted	1	1992
Cordileone, Lou	1	1959
Costore, Vince	1	1972

Courtney, M.I.	1	1936
Couture, Mike	4	1987-90
Cowart, Lawton	3	1964-66
Cox, Carol	2	1949,50
Cram, Josh	1	2001
Cribb, Josh	4	2003-06
Crocker, Barry	1	1954
Crook, E.J.	1	1931
Crosby, Ralph	2	1937,38
Crosland, Ben	3	1952,54,55
Crouch, Roby	3	1950-52
Crowley, Jim	4	1988-91
Croxton, Billy	2	1934,35
Culberson, Ken	4	1948-51
Currier, Steve	1	1985
Curtis, John	1	1968

D

D'Alessio, Andy ..	3	2004-06
Daniels, Fred	3	1990-92
Danzler, Ellis	2	1965,66
Davidson, Mark	1	1982
Davis, Billy	1	1983
Davis, J.H.	1	1931
Davis, J.W.	1	1933
Dawsey, Jason	3	1993-95
Deanhardt, Luke	3	1948-50
DeBerry, Fred	3	1957-59
DeBerry, Joe	3	1989-91
Decker, J.B.	1	1931
Dellastatious, Andy	1	1939
DeLoach, Arthur	1	1937
DeMaino, L.J.	1	2002
Demarest, Alan	3	1968-70
Demmink, Herman	4	2003-06
DeMoura, Eric	4	1994-97
Dempsey, A.G.	1	1951
Dempsey, Bob	1	1959
Dillon, Scott	2	1985,86
Dinneen, John	2	1966,67
Dixon, Eddie	2	1969,70
Dobson, Clyde	2	1939,40
Douglass, Jesse	1	1999
Drake, Johnny	1	1956
Duffie, Will	3	1994-96
Duke, Bill	3	1980-82
Dunlap, Floopy	1	1928
Dunlap, Gene	1	1966
Durham, W.S.	2	1934,35

E

Eckerl, Tony	3	1973-75
Edwards, Jim	2	1937,38
Eggleston, Jamie	4	1992-95
Ellis, Brian	4	1997-00
Ellisor, Dave	3	1961-63
Embler, Jason	4	1994-97
Eskew, Bud	1	1928
Eskew, Jerry	1	1968
Evans, Garrick	3	2002-04
Evans, Jim	2	1951,52
Everett, Brady	2	2003,04
Eydenberg, Mike	2	1993,94

F

Fahrney, Gary	1	1976
Fairey, Burke	4	1985-88
Faris, Stephen	3	2004-06
Faw, Brian	2	1989,90
Ferguson, Jesse	1	2005
Fidrych, Chris	1	2005
Fiorenza, Drew	2	2005,06
Fish, Barry	1	1963
Fisher, Jeff	1	1985
Fisher, Leo	3	1943,47,48
Fitzsimmons, Pat	3	1973-75
Fleming, Ray	2	1946,47
Foley, Bill	3	1975-77
Folger, Al	3	1936-38
Ford, Bill	2	1950,51

Fordham, Red	2	1930,31
Foster, Chuck	2	1990,91
Fox, R.H.	1	1938
Frank, Kyle	4	1999,01-03
Frantz, Tim	1	1995
Frazier, Ron	3	1988-90
Freeman, Eddis	1	1945
Freeman, Todd	1	1978
Fulton, Jay	2	1983,84

G

Gaddis, Bob	2	1948,49
Gaddis, C.J.	1	2004
Gaines, Roger	3	1952,53,55
Gallagher, Glenn	2	1980,81
Galloway, Paul	4	1993-96
Gambrell, Sam	1	1957
Garrison, Dave	1	1956
Gerhardt, Rusty	4	1969-72
Gibson, Nelson	3	1966-68
Gilbert, Jeff	3	1981-83
Gillespie, Frank	4	1943,47-49
Glaser, Nick	2	2000,01
Good, Jay	3	1941-43
Graham, Lindsay	4	1970-73
Green, Steve	1	1985
Green, Zane	4	2001-04
Greene, Khalil	4	1999-02
Griffith, Nig	4	1947-50
Grogan, R.L.	1	1946
Guin, Greg	3	1979-81

H

Hackett, Roger	1	1982
Hackle, Trent	2	1991,92
Hahn, Jeff	4	2002-05
Hair, Billy	1	1951
Hall, Ben	2	2005,06
Hall, Charlie	1	1952
Hamilton, Hines	1	1948
Hamilton, Lin	4	1971-74
Hampton, Mike	2	1993,94
Harbeson, Gene	3	1961-63
Harbin, Taylor	2	2005,06
Harrelson, Paul	4	2000-03
Harris, Jason	2	1998,99
Harrison, Donovan	1	1998
Harrison, Robert	1	1955
Harvey, Kris	3	2003-05
Hauser, Scott	3	1995-97
Hawkins, Ty	1	1987
Haynes, Richard	4	1971-74
Hazle, Jim	1	1947
Hazle, Joe	1	1947
Heap, Edward	3	1934,36,37
Heck, Chris	1	1999
Heffernan, Bert	4	1985-88
Helms, Garry	1	1967
Hendley, Bailey	3	1958-60
Hendley, Dick	3	1949-51
Hendricks, Pete	2	1971,72
Hendrix, W.C.	1	1937
Henrie, Matt	3	1999,01,02
Herring, J.C.	2	1942,43
Hess, David	1	1982
Hester, Ricky	2	1982,83
Hewitt, Batson	2	1929,30
Heyward, R.C.	3	1936-38
Hicks, J.C.	2	1951,52
Hildebrand, Nolten	2	1952,54
Hines, J.R.	1	1951
Hinson, Randy	3	1934-36
Hinson, Ryan	1	2006
Hoffman, Doug	3	1957-59
Hoffman, G.C.	1	1930
Hoffman, J.L.	2	1931,32
Hogan, Doug	2	2005,06
Hogan, Patrick	4	2001-04
Holland, Eddie	3	1968-70
Holliday, Winston	3	1940-42



Bert Heffernan

Holstad, Brian	4	1997-00
Holtz, Mike	4	1991-94
Hood, H.R.	2	1933,35
Hoover, Alan	3	1976-78
Hoover, Donnie	2	1982,83
Horton, Frank	2	1939,40
Hourigan, Jeff	2	2002,03
Howard, Chris	2	2005,06
Hub, Ryan	4	2000,02-04
Hubbard, Bob	1	1957
Huddins, Tom	3	1968-70
Huggins, Elmer	1	1960
Huggins, Mike	3	1986,87,89
Hughes, Bob	4	1945,49-51
Hughes, Jerald	1	1972
Humphries, Leonard	3	1954-56
Hussey, R.E.	1	1953

I

Ing, Charlie	3	1972-74
Ingram, John	3	2004-06
Irick, Ed	3	1939-41

J

Jackson, Steven	4	2001-04
Jackson, Tony	3	1963-65
James, Bill	3	1966-68
Jay, John	4	1984-87
Jersild, Aaron	4	1988,90-92
Jessen, Herb	3	1940,42,43
Johnson, Johnny	2	1968,70
Johnson, Laval	3	1967-69
Johnson, Michael	4	2000-03
Jones, Jimmy	1	1948
Jones, Johnny	2	1962,63
Joyce, Hardin	2	1947,49
Joye, Charlie	2	1943,46
Joye, J.D.	1	1931
Jordan, J.J.	1	1942
Justus, Johnny	1	1929

K

Kaltenbach, Leo	1	1955
Kane, Jeff	1	1999
Kearse, H.H.	1	1932
Kea, Hootie	3	1949-51
Kendall, Chet	2	1990,91
Kenyon, Bobby	3	1978-80
Keppen, Jeff	2	1993,94
Key, Jimmy	3	1980-82
Khoury, Pete	2	1976,77
Kimbrell, Mike	4	1988-91
King, Don	1	1953
King, H.T.	1	1943
Kingsmore, Doug	3	1952-54
Klosterman, Ryan	1	2001
Knoebel, Fred	3	1950-52
Koch, Billy	3	1994-96
Kopp, David	2	2005,06
Kowitz, Brian	3	1988-90



Ronnie Moore

Kuester, Steve 3 1968-70

L

Lahey, Ed 1 1958
LaBella, Barney 1 1975
Lam, Elmo 3 1961-63
LaMura, B.J. 3 2000-02
Landers, Bill 1 1955
Landrum, Joe 2 1946,47
Lawton, John 1 1992
Laycock, Bobby 1 1983
LeCroy, Bradley 4 1997-00
LeCroy, Matthew .. 3 1995-97
Lee, Harry 1 1935
Lee, Larry 2 1973,74
Leggett, Tanner 2 2005,06
Lemaster, Dave 4 1980-83
Lindsay, H.N. 1 1945
Livingston, Doug .. 2 1995,96
Lockhart, Mike 3 1989,91,92
Locklair, Pop 1 1941
Lodgek, Ed 1 1966
Looper, J.M. 1 1946
Lomax, Nicky 3 1961-63
Lombardi, Justin .. 1 1999
Lowder, Clayton .. 2 1959,60
Lowell, Bob 3 1964,65,67
Lowery, Phillip 3 1986-88
Lumsden, Tyler 3 2002-04
Lynn, Dave 2 1960,61
Lynn, Kevin 2 2000,01
Lyon, Tommy 2 1962,63

M

Macrina, Eric 4 1988-91
Magill, Dick 3 1928-30
Mahaffey, C.R. 2 1928,29
Mahoney, Collin .. 3 2002-04
Mahoney, Mike 2 1975,81
Mahony, Bob 2 1975,76
Malec, Mark 1 1975
Malkmus, David ... 1 1977
Mallon, Tom 2 1983,84
Marchal, Doug 2 1986,87
Marsella, Ben 2 1963,64
Marsh, Bill 1 1957
Martin, Alex 1 2006
Martin, Glenn 2 1982,83
Martin, Lynn 1 1983
Martin, W.N. 1 1928
Martin, W.R. 3 1942,43,47
Masone, Tony 2 1978,79
Mathews, Ray 4 1948-51
Matthews, Houston .. 2 1976,77
Matz, Brian 3 1994-96
Mazey, Randy 4 1985-88
McCall, Jack 3 1964-66
McCall, Mike 1 1967
McCann, Brad 2 2003,04
McCleon, Dexter .. 2 1993,94

McCollom, Jim 4 1982-85
McCray, Ontrell 2 1996,97
McDaniel, Mark 1 1976
McDonald, Leon 2 1957,58
McGee, J.W. 1 1946
McKay, Ray 4 1948-51
McLaurin, Charles .. 2 1951,52
McMakin, Lynwood .. 2 1946,47
McMillan, Raiford . 1 1929
McMillon, Billy 3 1991-93
Meekins, Larry 2 1974,75
Melzer, Scott 3 1991-93
Milchin, Mike 3 1987-89
Miller, Bob 1 1933
Miller, David 3 1993-95
Miller, Jeff 4 1990-93
Miller, Seth 2 2001,02
Miller, Scott 2 1991,92
Mimms, Charlie 3 1942,43,46
Mitchell, D.J. 1 2006
Monahan, Shane .. 3 1993-95
Monin, Andy 4 1991-94
Moore, Gene 4 1946-49
Moore, J.N. 1 1928
Moore, Jim 1 1947
Moore, L.H. 1 1946
Moore, Ronnie 2 1964,65
Mork, Hoby 1 1993
Morris, Bobby 2 1953,54
Morris, Jeff 4 1990-93
Morris, Wyman 3 1952-54
Morrow, Sam 1 1951
Moskos, Daniel ... 2 2005,06
Mottl, Ryan 4 1997-00
Murphy, Brett 1 2003
Murr, Jack 1 1974
Murray, Joe 1 1952
Musselman, Ron .. 2 1976,77
Myers, Doby 1 1956
Myers, Pete 3 1965-67

N

Nilsson, Steve 3 1976-78
Nimmer, W.A. 1 1930
Nivens, H.B. 2 1929,30
Nixon, Buddy 2 1962,64
Norris, Bobby 1 1959
Northrup, Kevin ... 4 1989-92
Nystrom, Peter 1 1998

O

Oakley, Frank 1 1963
O'Dell, Billy 3 1952-54
Ogburn, Mac 1 1962
Olson, Dave 2 1961,62
O'Quinn, Jim 2 1955,56
Owen, Jim 2 1955,56
Owen, W.H. 1 1945
Owens, Jimmy 1 1964
Owens, Randy 1 1973

P

Pack, Tommy 2 1964,66
Padgett, Matt 3 1996-98
Pagliei, Joe 1 1953
Paradis, Mike 3 1997-99
Parker, Ace 2 1940,41
Parker, Tim 3 1987,88,90
Parkins, R.A. 2 1931,32
Parmer, Bill 3 1965-67
Parrish, Scott 3 1981,83,84
Parsons, Jeff 1 1997
Pasqualini, Charlie . 2 1960,61
Patterson, Chippy . 1 1960
Paulling, Bob 3 1981,83,84
Pavilack, Harry 2 1960,61
Pawlowski, John .. 3 1983-85
Pawlowski, John A. . 3 1989-91
Pearman, Deas 1 1928
Pearman, F.E. 2 1928,29

Peele, Tim 4 1988-91
Peltz, Pete 2 1977,78
Pennington, Clyde . 1 1935
Phillips, Chad 4 1990-93
Pickens, Bob 1 1940
Pierce, Gene 3 2003-05
Player, W.W. 1 1929
Poe, Sam 2 1959,60
Pomeranz, Mike ... 2 1987,88
Porter, Chuck 3 1974-76
Powers, Scott 3 1981,83,84
Priester, Buck 3 1930-32
Pritchard, Daniel .. 3 2003-05
Pritchett, Jesse ... 2 1936,37
Proctor, Landrum . 3 1931-33
Prophet, Bill 4 1970-73
Proto, Mike 4 1998-01
Pruitt, June 1 1946
Pulaski, Mike 2 1973,74
Pumphrey, Ed 1 1964
Pyzik, Steve 4 2000-03

Q

Qualters, Tommy .. 4 1975-78
Quinn, Andrew 1 1946
Quinn, Dewey 2 1946,47
Quinn, Winston 1 1946
Quintrell, Randy ... 4 1974-77

R

Ramey, E.L. 2 1930,31
Reames, Joe Don . 1 1999
Reba, Steve 4 1999-02
Reese, Gerald 1 1960
Rentz, Luther 3 1942,43,47
Rhinehardt, J.B. ... 1 1932
Rhodes, Rusty 2 1995,96
Rhue, Mike 1 1998
Rice, Tim 2 1983,84
Richard, Steve 1 2006
Richey, J. 2 1935,36
Richey, R.M. 2 1933,34
Ricketts, Art 1 1961
Rigsby, Tim 2 1989,90
Riley, Ryan 1 2000
Riley, Stick 2 1945,46
Rivers, I.N. 2 1932,33
Roberson, Craig ... 4 1980-83
Robinson, Jerome . 2 1995,96
Rohrbaugh, Robert . 3 2003-05
Roller, Jimmy 3 1959-61
Roper, Doug 3 1996,98,99
Ross, Jack 1 1946
Rowland, Joey 2 1986,87
Russ, Frank 4 1980-83
Russell, Don 3 1968-70
Russell, J.M. 1 1945
Ryan, Lanny 2 1960,62

S

Sampson, Pete 1 1975
Sanders, H.L. 1 1946
Sanders, Smiley ... 2 1972,73
Santangelo, Lou ... 1 2004
Santivasci, Jerome . 4 1985,87-89
Satterfield, Dick ... 1 1964
Satterfield, Shawn . 2 1992,93
Sauve, Jeff 4 1992-95
Saylors, Robby 2 1952,53
Schmidt, Jarrod ... 3 2000-02
Schmitt, Paul 3 1977-79
Schroeder, Bill 3 1977-79
Schroeder, Bryan . 3 1994,95,97
Scott, Ray 2 1996,97
Seibert, Kurt 3 1974-76
Severs, Johnny 3 1969-71
Sexton, Jay 2 1980,81
Sharman, Howard . 2 1964,67
Sheaffer, Danny ... 1 1980
Shealy, Don 3 1955-57

Shealy, Lonnie 2 1954,55
Shepard, David 1 1996
Sherard, Hale 1 1947
Sheriff, Glenn 1 1956
Sherman, Joe 3 1932-34
Shore, Henry 3 1934-36
Shumake, Brooks . 3 1982-84
Siepe, Jeff 1 1970
Simons, Neil 4 1977-80
Simpson, J.A. 1 1951
Singleton, Justin ... 3 1998-00
Sipp, Tony 1 2004
Slevin, David 2 2002,03
Smith, Brodie 1 1994
Smith, Bryan 2 1981,82
Smith, Buster 3 1967-69
Smith, Dale 2 1964,65
Smith, Joe 1 1955
Smith, Jon 3 2000-02
Smith, Marquez .. 1 2006
Smith, Romaine ... 2 1930,31
Smith, Tad 2 1990,91
Smith, Tommy 1 1985
Snipes, G.L. 2 1938,39
Snyder, Brian 3 1977-79
Spears, Derek 2 1984,85
Spiers, Bill 3 1985-87
Spiers, Bud 3 1957-59
Spiers, Michael 4 1988-91
Spires, Adam 1 1997
Sprouse, Dave 2 1959,60
Squires, Bob 1 1984
Stanley, Henri 4 1997-00
Steele, Bill 3 1985-87
Stefan, Todd 4 1988-91
Stewart, Randy 1 1971
Stidham, Ryan 1 1991
Stone, Casey 4 1998-01
Stone, George 2 1984,85
Storror, Travis 3 2004-06
Stowe, Harold 3 1957-59
Stroud, Dan 2 1947,49
Sturgeon, Chris ... 1 1993
Suggs, Dick 1 1959
Sullivan, Hank 1 1943
Sullivan, Mike 3 1977-79
Sutton, George 3 1964-66
Swails, A.C. 2 1934,35
Swanner, Jamie ... 1 1983
Swetenburg, Dick . 4 1953-56

T

Taulbee, Andy 3 1992-94
Taylor, Joe 2 1992,93
Taylor, Joey 2 1961,62
Templeton, Jim 1 1957
Terrill, Brett 2 1974,75
Teufel, Tim 2 1979,80
Thompson, Tommy .. 2 1985,86
Threadgill, Henry .. 4 1986-89
Timmerman, J.A. . 1 1945
Toth, Bill 2 1955,56
Trapp, Billy 3 1978-80
Triplett, Russell ... 4 2001-04
Tripp, David 3 1988-90
Trolia, Aaron 1 2003
Trotman, John 2 1934,35
Truluck, John 2 1939,40
Tucker, Steve 4 1973-76
Tyler, H.H. 1 1945

U

Ulmer, Reed 1 1948
Ulnick, Burton 1 1945
Underwood, J.F. ... 1 1936
Urrico, Anthony ... 1 2001

V

Valiente, Roberto . 2 2002,03
Van Dyke, Steve .. 4 1980-83

Van Volkenburg, Dave .. 4 1969-72
Vaughn, Matt 1 2006
Verner, A.C. 1 1937
Veronee, Jack 1 1961
Vessell, Jeff 1 1999
Vincent, Damon ... 2 1961,62
Vining, Ken 3 1994-96

W

Waldrop, Kenny ... 1 1966
Walker, Adam 1 2003
Walling, Denny 1 1975
Ward, Mike 2 1969,70
Ward, Ryan 2 1995,96
Waters, Keith 3 1966-68
Watkins, G.L. 1 1951
Watson, Charlie ... 3 1965-67
Watson, Mark 2 1994,95
Watson, N.E. 3 1929-31
Watson, Reed 2 1966,68
Weeks, Calvin 4 1969-72
Weems, Billy 4 1977-80
Welch, Scott 2 1986,87
Werner, Brian 1 1996
Whitaker, Oliver ... 4 1984-87
White, Craig 4 1969-71,73
White, Matt 3 1996-98
Whitfield, Larry ... 1 1967
Whitfield, Mike 2 1968,69
Widmann, Stan ... 2 2005,06
Wiles, Lee 2 1982,83
Williams, David ... 1 2005
Williams, J.A. 1 1928
Williams, Keith 2 1991,92
Williams, Ray 4 1984-87
Williams, Rodney . 3 1993,95,96
Williams, Steve ... 4 1984-87
Wilson, Larry 3 1956-58
Wilson, Mitch 2 1983,84
Wilson, Rick 1 1971
Winchester, Scott . 3 1993-95
Wingo, Billy 4 1974-77
Wisniewski, Gene . 2 1977,78
Woessner, Dave ... 3 1977-79
Woodruff, Foggy .. 1 1930
Wrenn, David 1 1965
Wright, Charlie 2 1942,43
Wyatt, Steve 3 1974-76

Y

Young, Rick 2 1969,70
Youngman, Steve . 2 1978,79

Z

Ziegler, M.G. 3 1928-30
Zocchi, P.J. 2 2005,06
Zupa, Ron 3 1966-68

Note: Returning players in **bold**.



Henri Stanley



ACC Academic Honor Roll

1957 Carol Brown Sam Gambrell Harold Lingerfelt	1985 Oliver Whitaker Burke Fairey Jeff Kerr Bill Spiers	Mike Paradis Bryan Schroeder Brian Werner	Steven Jackson Collin Mahoney Gene Pierce
1959 Clayton Lowder	1986 George Stone Jeff Frazier	1998 Darren Adams Derek Borgert Mike Calitri	2004 Jason Berken Josh Cribb Andy D'Alessio
1960 David Sprouse	1987 Doug Marchal Randy Mazey Tim Parker	Donovan Harrison Justin Singleton	Herman Demmink Stephen Faris Doug Hogan
1961 David Sprouse	1988 Randy Mazey Tim Parker Jerome Santivasci	1999 Mike Calitri Jesse Douglass Brian Ellis	Patrick Hogan Ryan Hub John Ingram
1962 Damon Vincent	1989 Alan Botkin Jerome Santivasci	2000 Chad Bendinelli Khalil Greene Paul Harrelson	Tyler Lumsden Collin Mahoney Brad McCann
1963 Greg Casey Elmo Lam Damon Vincent David Wrenn	1990 Fred Daniels Brian Kowitz Tim Parker Michael Spiers	Matt Henrie Brian Holstad B.J. LaMura	Gene Pierce Robert Rohrbaugh Travis Storrer P.J. Zocchi
1965 David Wrenn	1991 Jim Anderson Fred Daniels Jeff Miller	2001 Jeff Baker Chad Coder Nick Glaser	2005 Jorge Andrade, Jr. Brad Chalk Sean Clark Josh Cribb
1966 John Dinneen Jack McCall Pete Myers Bill Bonekat	1992 Fred Daniels Jamie Eggleston Billy McMillon Scott Melzer	Justin Singleton Henri Stanley Casey Stone	Andy D'Alessio Stephen Faris Jesse Ferguson Chris Fidyrych
1967 Bill Bonekat John Dinneen Bob Lowell Pete Myers Bill Parmer Keith Waters Charlie Watson	1993 Jason Dawsey Mike Eydenberg Paul Galloway Jeff Keppen	2002 Jeff Baker Chad Coder Josh Cribb	Drew Fiorenza Ben Hall Taylor Harbin
1968 Bill Bonekat Nelson Gibson Bill Bonekat Dave Monjot	1994 Eric DeMoura Jamie Eggleston Mike Eydenberg Paul Galloway	2003 Josh Cribb Herman Demmink Jess Easterling Kyle Frank	Kris Harvey Chris Howard David Kopp Tanner Leggett
1971 Lindsay Graham	1995 Eric DeMoura Jamie Eggleston Paul Galloway Jeff Keppen	2004 Jeff Baker Chad Coder Josh Cribb	Alex Martin Gene Pierce Daniel Pritchard Robert Rohrbaugh
1972 Pat Fitzsimmons Pete Hendricks	1996 Derek Borgert Eric DeMoura Paul Galloway Brian Holstad	2005 William Bond Brad Chalk Sean Clark Josh Cribb	Chris Allen William Bond Brad Chalk Sean Clark Josh Cribb
1973 Pat Fitzsimmons Charlie Ing Randy Quintell Pete Sampson	1997 Brian Adams Darren Adams Derek Borgert Eric DeMoura Jeff Kane Matthew LeCroy Ryan Mottl	2006 Jeff Baker Chad Coder Josh Cribb Herman Demmink Stephen Faris	Chris Fidyrych Drew Fiorenza Ben Hall Taylor Harbin Doug Hogan Chris Howard David Kopp Alex Martin Daniel Moskos Matt Vaughn P.J. Zocchi
1974 Terry Armstrong Charlie Ing Randy Quintrell Pete Sampson			Five-Time Recipients Josh Cribb 2002-06
1975 Chuck Porter Randy Quintrell			Four-Time Recipients Randy Quintrell ... 1974-77 Paul Galloway 1993-96 Eric DeMoura 1994-97 Derek Borgert 1996-99 Ryan Hub 2001-04 Gene Pierce 2002-05
1976 David Beasley Steve Nilsson Chuck Porter Randy Quintrell			
1977 Steve Nilsson Randy Quintrell Billy Trapp			
1978 Alan Hoover Steve Nilsson			
1979 Alan Armour Jody Burttram Doug Gray Billy Trapp			
1980 Greg Guin Neil Simons Billy Trapp			
1981 Alan Armour Jody Burttram Jeff Gilbert Mike Mahoney			
1982 Jeff Gilbert Frank Russ Craig Roberson			
1983 Jeff Gilbert Tom Mallon Craig Roberson			
1984 Derek Spears George Stone			



Josh Cribb became Clemson's first five-time member of the ACC Academic Honor Roll in 2006, a year he was a First-Team All-ACC selection on the field. He also graduated with a degree in PRMT in May of 2006.


Three-Time Recipients

Bill Bonekat	1967-69
Billy Trapp	1977, 79, 80
Jeff Gilbert	1981-83
George Stone	1984-86
Tim Parker	1987, 88, 90
Fred Daniels	1990-92
Jeff Morris	1991-93
Andy Taulbee	1992-94
Justin Singleton	1998-00
Khalil Greene	2000-02
B.J. LaMura	2000-02
Paul Harrelson	2000, 02, 03
Steven Jackson	2001-03
Herman Demmink	2003, 04, 06
Stephen Faris	2004-06


First-Team All-ACC on the field & chosen to the ACC Academic Honor Roll

Elmo Lam	1963
Jack McCall	1966
Chuck Porter	1976
Neil Simons	1980
Mike Mahoney	1981
Jeff Gilbert	1982
Randy Mazey	1987
Bill Spiers	1987
Brian Kowitz	1990
Scott Winchester	1995
Matthew LeCroy	1997
Jeff Baker	2001
Khalil Greene	2001, 02
Michael Johnson	2002
Taylor Harbin	2005
Kris Harvey	2005
Josh Cribb	2006

Note: Returning players in bold.



Billy Trapp



Bill Spiers



Michael Johnson



Randy Quintrell



Oliver Whitaker



Justin Singleton



Sean Clark



Paul Galloway



Derek Borgert

Clemson in the Polls

C

1987			
Date	BA	CB	
Pre	---	---	
2-16	14	---	
2-23	13	---	
3-2	13	---	
3-9	13	20	
3-16	10	8	
3-23	10	7	
3-30	8	8	
4-6	8	10	
4-13	9	6	
4-20	9	7	
4-27	11	12	
5-4	9	11	
5-11	9	9	
5-18	10	13	
5-26	10	10	
Final	10	10	

1988			
Date	BA	CB	
Pre	---	---	
2-21	---	---	
3-1	---	---	
3-8	23	17	
3-15	19	9	
3-22	20	17	
3-29	20	20	
4-5	16	17	
4-12	12	13	
4-19	12	10	
4-26	11	7	
5-3	11	6	
5-10	10	7	
5-17	14	13	
5-24	14	8	
Final	15	21	

1989			
Date	BA	CB	
Pre	13	15	
2-13	14	16	
2-20	13	16	
2-27	15	21	
3-6	13	19	
3-13	14	14	
3-20	13	14	
3-27	14	11	
4-3	11	10	
4-10	8	7	
4-17	12	9	
4-24	16	15	
5-1	18	---	
5-8	18	24	
5-15	25	---	
5-22	19	16	
Final	14	14	

1990			
Date	BA	CB	
Pre	20	20	
2-13	20	18	
2-20	20	18	
2-27	18	16	
3-6	18	16	
3-13	18	14	
3-20	17	12	
3-27	25	19	
4-3	---	---	
4-10	---	---	
4-17	---	---	
4-24	---	---	
5-1	22	18	
5-8	---	23	
5-15	---	23	
5-22	---	---	
5-29	---	---	
Final	---	---	

1991			
Date	BA	CB	
Pre	---	22	
2-12	---	22	
2-19	---	22	
2-26	---	22	
3-5	18	22	
3-12	16	23	
3-19	15	14	
3-26	14	16	
4-2	13	13	
4-9	11	10	
4-16	11	11	
4-23	6	8	
4-30	5	6	
5-6	5	5	
5-13	4	5	
5-20	4	4	
5-27	4	3	
Final	4	8	

1992			
Date	BA	CB	
Pre	18	24	
2-17	18	24	
2-24	16	22	
3-2	14	18	
3-9	10	9	
3-16	10	6	
3-23	8	7	
3-30	5	4	
4-7	4	3	
4-14	3	2	
4-21	3	2	
4-28	4	3	
5-5	4	4	
5-12	4	3	
5-19	5	6	
5-26	7	10	
Final	7	10	

1993			
Date	BA	CB	SW
Pre	19	21	20
2-8	20	21	20
2-22	22	---	22
3-1	20	25	22
3-8	24	---	18
3-15	24	---	16
3-22	---	---	19
3-29	---	---	22
4-5	---	---	18
4-12	---	---	16
4-19	---	---	17
4-26	---	---	22
5-3	---	---	19
5-10	22	---	15
5-17	22	25	12
5-24	16	22	11
Final	17	17	16

1994			
Date	BA	CB	SW
2-14	---	25	NP
2-21	---	17	NP
2-28	---	22	NP
3-7	---	15	NP
3-14	---	7	NP
3-21	---	7	NP
3-28	15	14	7
4-4	13	12	7
4-11	8	7	5
4-18	8	6	4
4-25	9	4	5
5-2	6	1	2
5-9	3	1	1
5-16	1	1	1
5-23	1	1	1
5-31	4	9	NP
Final	4	9	9

1995			
Date	BA	CB	SW
Pre	5	4	5
2-13	5	4	5
2-20	9	8	7
2-27	8	8	7
3-6	6	6	4
3-13	4	5	4
3-20	2	2	2
3-27	1	1	1
4-3	3	3	4
4-10	2	2	3
4-17	2	2	2
4-24	5	4	6
5-1	3	4	3
5-8	3	4	3
5-15	5	7	5
5-22	4	5	6
5-29	4	4	5
Final	8	8	8

1996			
Date	BA	CB	SW
Pre	7	21	8
2-13	7	21	NP
2-20	11	22	19
2-27	10	18	15
3-5	5	9	8
3-12	5	5	6
3-19	6	10	9
3-26	7	9	7
4-2	9	9	8
4-9	9	9	7
4-16	4	8	4
4-23	7	12	8
4-30	11	16	9
5-7	6	10	8
5-14	5	8	5
5-21	8	10	9
5-27	5	7	NP
Final	5	4	4

1997			
Date	BA	CB	SW
Pre	22	17	18
2-10	22	17	NP
2-17	22	17	13
2-24	19	10	11
3-3	21	12	13
3-10	13	12	12
3-17	11	10	10
3-24	16	15	13
3-31	17	18	13
4-7	---	25	15
4-14	---	---	17
4-21	---	---	22
4-28	---	---	23
5-5	---	---	21
5-12	---	---	20
5-19	---	25	22
5-26	---	---	NP
Final	---	---	24

1998			
Date	BA	CB	SW
Pre	---	16	22
2-9	23	16	NP
2-16	23	16	16
2-23	21	14	13
3-2	16	10	10
3-9	12	5	7
3-16	10	5	6
3-23	8	4	4
3-30	7	5	4
4-6	7	5	3
4-13	9	8	7
4-20	8	7	4
4-27	7	7	3
5-4	8	10	5
5-11	13	18	9

5-18	18	18	14
5-25	21	23	NP
Final	21	23	19

1999			
Date	BA	CB	SW
Pre	14	20	16
2-8	14	22	NP
2-15	11	20	13
2-22	12	20	14
3-1	19	---	22
3-8	---	---	---
3-15	---	---	---
3-22	---	---	---
3-29	---	---	---
4-5	---	---	---
4-12	---	---	---
4-19	---	---	---
4-26	---	23	---
5-3	---	23	---
5-10	---	19	---
5-17	---	19	---

5-24	24	16	---
5-31	17	12	NP
6-7	17	13	NP
Final	17	13	14

2000			
Date	BA	CB	SW
Pre	24	11	15
2-7	19	NP	NP
2-14	19	11	18
2-21	17	9	13
2-28	15	8	12
3-6	16	8	10
3-13	10	4	7
3-20	7	1	5
3-27	4	1	4
4-3	9	8	7
4-10	7	6	6
4-17	9	7	6
4-24	7	7	5
5-1	8	9	8
5-8	6	8	6
5-15	7	6	7
5-22	9	8	8
5-29	7	5	NP
6-5	3	3	NP
Final	7	6	5

2001			
Date	BA	CB	SW
Pre	10	5	5
2-5	10	5	NP
2-12	13	5	8
2-19	14	10	10
2-26	14	13	13
3-5	14	13	15
3-12	14	10	14
3-19	14	10	11
3-26	13	14	12
4-2	11	8	12
4-9	17	17	18
4-16	12	13	18
4-23	12	12	15
4-30	17	14	16
5-7	17	13	16
5-14	15	13	17
5-21	19	14	20
5-28	17	12	NP
6-4	17	13	NP
Final	17	13	14

2002			
Date	BA	CB	SW
Pre	2	6	5
2-11	2	4	4
2-18	3	4	4
2-25	2	3	3
3-4	2	3	3



Behind Head Coach Jack Leggett, Clemson was ranked in the top 10 of every Baseball America poll during the 2006 season.

3-11	2	2	2
3-18	2	2	2
3-25	2	1	1
4-1	1	1	1
4-8	1	1	1
4-15	1	1	1
4-22	1	1	1
4-29	1	1	1
5-6	1	1	1
5-13	1	1	1
5-20	6	6	5
5-27	5	7	4
6-3	5	5	NP
6-10	4	4	NP
Final	3	3	3

2003			
Date	BA	CB	SW
Pre	19	18	15
2-3	NP	18	NP
2-10	19	18	14
2-17	18	17	12
2-24	19	19	18
3-3	19	19	18
3-10	19	19	18
3-17	17	14	16
3-24	14	10	13
3-31	20	15	17
4-7	18	13	14
4-14	19	15	15
4-21	---	23	20
4-28	20	16	14
5-5	20	15	14
5-12	---	---	19
5-19	24	21	17
5-26	---	---	21
6-2	---	---	NP
6-9	---	---	NP
Final	---	---	---

ACC Tournament History

Year	Site	W-L	Score	Opponent
1973	Chapel Hill, NC	W	10-6	Wake Forest
	Chapel Hill, NC	W	3-1	Virginia
	Chapel Hill, NC	L	4-8	N.C. State
	Chapel Hill, NC	L ⁽¹⁰⁾	2-3	N.C. State
1974	Raleigh, NC	W	6-4	North Carolina
	Raleigh, NC	L	2-3	Virginia
	Raleigh, NC	W	9-6	Virginia
	Raleigh, NC	W	12-5	N.C. State
	Raleigh, NC	L	6-8	N.C. State
1975	Chapel Hill, NC	L	2-7	North Carolina
	Chapel Hill, NC	W	15-1	Wake Forest
	Chapel Hill, NC	W	7-6	North Carolina
	Chapel Hill, NC	L	2-3	N.C. State
1976	Clemson, SC	W	2-0	Wake Forest
	Clemson, SC	W	2-1	Maryland
	Clemson, SC	W	3-2	Maryland
1977	Clemson, SC	W	10-3	N.C. State
	Clemson, SC	L	4-5	Wake Forest
	Clemson, SC	W	14-6	N.C. State
	Clemson, SC	L	9-22	Wake Forest
1978	Clemson, SC	W	12-1	N.C. State
	Clemson, SC	W	13-0	Duke
	Clemson, SC	W	7-2	Wake Forest
1980	Raleigh, NC	W	4-0	Wake Forest
	Raleigh, NC	W	9-4	Maryland
	Raleigh, NC	W	5-4	N.C. State
	Raleigh, NC	W	12-3	North Carolina
1981	Chapel Hill, NC	W ⁽¹⁰⁾	7-6	Georgia Tech
	Chapel Hill, NC	L	0-1	Duke
	Chapel Hill, NC	W ⁽¹⁰⁾	6-5	Wake Forest
	Chapel Hill, NC	W	7-4	North Carolina
	Chapel Hill, NC	W	9-2	Duke
	Chapel Hill, NC	W	7-5	North Carolina
1982	Chapel Hill, NC	W	10-9	Duke
	Chapel Hill, NC	W	16-2	Georgia Tech
	Chapel Hill, NC	L	4-6	Virginia
	Chapel Hill, NC	L	0-3	North Carolina
1983	Chapel Hill, NC	W	12-5	Virginia
	Chapel Hill, NC	W	8-1	N.C. State
	Chapel Hill, NC	L	5-6	North Carolina
	Chapel Hill, NC	W	14-7	Duke
	Chapel Hill, NC	W	5-2	North Carolina
	Chapel Hill, NC	L	1-10	North Carolina
1984	Durham, NC	L	5-8	Duke
	Durham, NC	W	7-6	Virginia
	Durham, NC	W	12-1	Maryland
	Durham, NC	L	6-7	North Carolina
1985	Atlanta, GA	W	17-12	Maryland
	Atlanta, GA	W	3-2	North Carolina
	Atlanta, GA	L	9-12	Georgia Tech

Records By Site & Opponent

Site	Years	W-L	Runs	Titles	Team	W-L	Runs
Atlanta, GA	1	3-2	44-41	0	Duke	8-3	87-41
Clemson, SC	3	8-2	76-42	2	Florida State	7-10	80-90
Chapel Hill, NC	5	17-9	168-111	1	Georgia Tech	13-9	179-148
Durham, NC	5	7-10	92-105	0	Maryland	12-0	104-30
Fort Mill, SC	2	4-4	55-49	0	Miami (FL)	1-0	9-1
Greenville, SC	9	35-12	349-196	4	North Carolina	15-11	134-126
Jacksonville, FL	2	6-3	66-44	1	N.C. State	17-9	204-128
Raleigh, NC	2	7-2	65-37	1	Virginia	10-6	95-78
Saint Petersburg, FL	2	6-4	58-56	0	Wake Forest	12-4	118-80
Salem, VA	2	2-4	37-41	0			
Totals	33	95-52	1,010-722	9	Totals	95-52	1,010-722

	Atlanta, GA	W	10-8	Virginia	1999	Durham, NC	W	7-6	N.C. State
	Atlanta, GA	L	5-7	Georgia Tech		Durham, NC	L	3-6	Wake Forest
1986	Durham, NC	W ⁽¹⁴⁾	6-5	Wake Forest		Durham, NC	W	7-6	Maryland
	Durham, NC	L	5-16	Georgia Tech		Durham, NC	W	8-7	Florida State
	Durham, NC	W ⁽¹⁰⁾	7-2	Maryland		Durham, NC	L	5-9	Wake Forest
	Durham, NC	L	4-6	N.C. State	2000	Fort Mill, SC	W	9-5	Virginia
1987	Greenville, SC	W	11-4	Wake Forest		Fort Mill, SC	W	8-4	Florida State
	Greenville, SC	W	9-4	North Carolina		Fort Mill, SC	L	8-9	Georgia Tech
	Greenville, SC	W	8-0	N.C. State		Fort Mill, SC	W	12-5	Virginia
	Greenville, SC	L	1-7	Georgia Tech		Fort Mill, SC	L	4-8	Georgia Tech
	Greenville, SC	L	7-11	N.C. State	2001	Fort Mill, SC	L	3-7	Virginia
1988	Greenville, SC	W	9-1	Duke		Fort Mill, SC	W	7-6	North Carolina
	Greenville, SC	L	0-1	North Carolina		Fort Mill, SC	L	4-5	Florida State
	Greenville, SC	W	9-0	Maryland	2002	Saint Petersburg, FL	W	10-0	Georgia Tech
	Greenville, SC	W	5-4	North Carolina		Saint Petersburg, FL	L	4-9	Florida State
	Greenville, SC	L	6-7	North Carolina		Saint Petersburg, FL	W	5-3	N.C. State
1989	Greenville, SC	W	8-0	Maryland		Saint Petersburg, FL	W	8-6	Wake Forest
	Greenville, SC	W	9-3	Georgia Tech		Saint Petersburg, FL	L	1-4	Florida State
	Greenville, SC	W	5-4	North Carolina	2003	Salem, VA	L	2-10	North Carolina
	Greenville, SC	W	9-2	N.C. State		Salem, VA	L	4-7	Duke
	Greenville, SC	W	12-4	North Carolina	2004	Salem, VA	W	7-6	North Carolina
1990	Greenville, SC	W	13-3	Duke		Salem, VA	L ⁽¹³⁾	7-11	Georgia Tech
	Greenville, SC	W	7-3	Virginia		Salem, VA	W	12-1	N.C. State
	Greenville, SC	L	1-3	North Carolina		Salem, VA	L	5-6	North Carolina
	Greenville, SC	L	5-6	N.C. State	2005	Jacksonville, FL	L	1-8	Virginia
1991	Greenville, SC	W	13-1	Maryland		Jacksonville, FL	W	9-1	Miami (FL)
	Greenville, SC	W	7-2	Wake Forest		Jacksonville, FL	W	5-4	N.C. State
	Greenville, SC	W	6-5	Georgia Tech		Jacksonville, FL	L	4-5	Virginia
	Greenville, SC	W ⁽¹¹⁾	7-4	Virginia	2006	Jacksonville, FL	W ⁽⁷⁾	13-1	Wake Forest
	Greenville, SC	W	24-8	Georgia Tech		Jacksonville, FL	W	3-2	Georgia Tech
1992	Greenville, SC	W ⁽¹⁰⁾	3-2	Virginia		Jacksonville, FL	L ⁽¹⁰⁾	7-8	Georgia Tech
	Greenville, SC	W	5-2	Florida State		Jacksonville, FL	W	16-11	Georgia Tech
	Greenville, SC	L	1-11	N.C. State		Jacksonville, FL	W	8-4	N.C. State
	Greenville, SC	W	5-4	Georgia Tech	Totals		95-52 (.646)	33 Tournaments	
	Greenville, SC	W	11-0	Florida State	Note: Championship-clinching wins in bold.				
	Greenville, SC	L	3-7	N.C. State					
1993	Greenville, SC	W	4-2	Duke					
	Greenville, SC	W	6-1	Florida State					
	Greenville, SC	W	9-8	Georgia Tech					
	Greenville, SC	W	7-4	North Carolina					
	Greenville, SC	L	5-7	Florida State					
	Greenville, SC	W	11-7	N.C. State					
1994	Greenville, SC	W	7-1	Maryland					
	Greenville, SC	W	17-5	N.C. State					
	Greenville, SC	W	9-6	Georgia Tech					
	Greenville, SC	L	4-10	Florida State					
	Greenville, SC	W	4-1	Florida State					
1995	Greenville, SC	W	10-0	Maryland					
	Greenville, SC	W	6-4	North Carolina					
	Greenville, SC	W	11-0	Florida State					
	Greenville, SC	W	16-7	N.C. State					
	Greenville, SC	L	2-12	Florida State					
	Greenville, SC	L	2-8	Florida State					
1996	Chapel Hill, NC	W	6-1	Duke					
	Chapel Hill, NC	W	6-1	Georgia Tech					
	Durham, NC	L	2-4	Virginia					
	Durham, NC	L	1-2	Florida State					
1997	Saint Petersburg, FL	W	8-6	Wake Forest					
	Saint Petersburg, FL	W	7-4	Georgia Tech					
	Saint Petersburg, FL	L	4-8	Florida State					
	Saint Petersburg, FL	W ⁽¹⁰⁾	11-6	N.C. State					
	Saint Petersburg, FL	L	0-10	Florida State					
1998	Durham, NC	L	1-4	North Carolina					
	Durham, NC	L	6-10	Georgia Tech					

Clemson captured the 2006 ACC Tournament crown with an 8–4 win over N.C. State after beating Georgia Tech twice in three games.



Against Maryland in the 1976 ACC Tourney Championship game, Steve Nilsson (above) hit a walkoff sacrifice fly to score Alan Hoover, giving Clemson its first of nine titles.



Clemson captured the 2006 ACC Tournament crown with an 8-4 win over N.C. State after beating Georgia Tech twice in three games.

ACC Tournament Records



Team Batting

At-Bats

Game: 51 vs. Wake Forest, May 14, 1986
Tourney: 217 1993

Runs Scored

Game: 24 vs. Georgia Tech, May 14, 1991
Tourney: 57 1991

Hits

Game: 22 vs. Georgia Tech, May 14, 1991
Tourney: 71 1991
 71 1993

Batting Average

Game: .458 vs. Georgia Tech (22-for-48), May 14, 1991
Tourney: .367 1991

RBIs

Game: 22 vs. Georgia Tech, May 14, 1991
Tourney: 52 1991

Doubles

Game: 8 vs. N.C. State, May 28, 2004
Tourney: 18 1999

Triples

Game: 2 vs. Wake Forest, April 23, 1977
 2 vs. N.C. State, April 21, 1983
 2 vs. Georgia Tech, May 19, 1985
 2 vs. Georgia Tech, May 14, 1991
 2 vs. Wake Forest, May 24, 2006
Tourney: 5 2006

Home Runs

Game: 4 vs. Georgia Tech, May 14, 1991
Tourney: 12 1991

Walks

Game: 11 vs. N.C. State, April 22, 1977
 11 vs. N.C. State, May 19, 1994
Tourney: 31 1995

Stolen Bases

Game: 7 vs. Maryland, May 16, 1986
Tourney: 14 1986

Team Pitching

Innings Pitched

Game: 14.0 vs. Wake Forest, May 14, 1986
Tourney: 56.0 1981

ERA

Tourney: 1.00 1976

Strikeouts

Game: 15 vs. N.C. State, May 19, 1993
Tourney: 48 1992

Individual Batting

Games Played

Tourney: 6 by many
Career: 20 Bert Heffernan (1985-88)

At-Bats

Game: 7 Chuck Baldwin vs. Wake Forest, May 14, 1986
 7 Jim Crowley vs. Georgia Tech, May 14, 1991
 7 Lou Santangelo vs. Georgia Tech, May 27, 2004
Tourney: 27 Shane Monahan, 1995
Career: 82 Bert Heffernan (1985-88)

Runs Scored

Game: 4 Ricky Hester vs. Virginia, April 20, 1983
 4 Rusty Charpia vs. N.C. State, May 16, 1989
 4 Brian Kowitz vs. Duke, May 12, 1990

Tourney: 4 Jim Crowley vs. Georgia Tech, May 14, 1991
 4 Andy Monin vs. N.C. State, May 19, 1994
Career: 11 Michael Spiers, 1991
 19 Khalil Greene (1999-02)

Hits

Game: 5 Dave Lemaster vs. Virginia, April 20, 1983
 5 Khalil Greene vs. Virginia, May 20, 2000
Tourney: 13 Bert Heffernan, 1985
Career: 29 Bert Heffernan (1985-88)

Batting Average

Tourney: .600 Michael Johnson (12-for-20 in 2002)
 (min. 15 at-bats)
Career: .418 Khalil Greene (1999-02) (28-for-67 from
 1999-02) (min. 50 at-bats)

RBIs

Game: 5 Billy McMillon vs. Georgia Tech, May 14, 1991
 5 Jeff Baker vs. Virginia, May 20, 2000
Tourney: 10 Keith Williams, 1993
 10 David Miller, 1995
Career: 20 David Miller (1993-95)

Doubles

Game: 3 Pat Fitzsimmons vs. Wake Forest, April 26, 1975
Tourney: 4 Steve Tucker, 1974
 4 Billy McMillon, 1991
 4 Patrick Boyd, 1999
 4 Khalil Greene, 1999
 4 Jason Harris, 1999
 4 Tony Sipp, 2004
 4 Taylor Harbin, 2006
Career: 10 Khalil Greene (1999-02)

Triples

Game: 2 Steve Williams vs. Georgia Tech, May 14, 1991
Tourney: 3 Billy Weems, 1980
Career: 4 Billy Weems (1977-80)

Home Runs

Game: 2 Smiley Sanders vs. Virginia, April 27, 1974
 2 Steve Baucom vs. Georgia Tech, May 15, 1988
 2 Bill Spiers vs. Maryland, May 16, 1986
 2 Eric Macrina vs. Georgia Tech, May 14, 1991
 2 Gary Burnham vs. N.C. State, May 17, 1997
 2 Jeff Baker vs. Virginia, May 20, 2000
Tourney: 4 Smiley Sanders, 1974
Career: 6 Eric Macrina (1988-91)

Walks

Game: 4 Joe Taylor vs. Georgia Tech, May 12, 1992
 4 Tony Sipp vs. Georgia Tech, May 27, 2004
Tourney: 9 Doug Livingston, 1995
Career: 11 Neil Simons (1977-80)

Stolen Bases

Game: 3 Scott Dillon vs. Maryland, May 16, 1986
Tourney: 5 Bill Spiers, 1986
Career: 9 Bill Spiers (1985-87)

Individual Pitching

Appearances

Tourney: 4 Andy Taulbee, 1993
Career: 7 Andy Taulbee (1992-94)

Starts


Tourney: 2 by many
Career: 6 Brian Barnes (1986-89)

Relief Appearances

Tourney: 4 Andy Taulbee, 1993
Career: 7 Eric Bradford (1990-92)

Innings Pitched

Game: 9.0 by many
Tourney: 16.0 Paxton Briley, 1992
Career: 36.0 Brian Barnes (1986-89)



Mike Sullivan pitched a four-hit shutout in Clemson's 13-0 victory over Duke en route to the 1978 ACC Tournament Championship.

Wins

Tourney: 2 Brian Barnes, 1989
 2 Jason Angel, 1991
 2 Aaron Jersild, 1992
Career: 4 Brian Barnes (1986-89)

Complete Games

Tourney: 1 by many
Career: 2 Chuck Porter (1974-76)
 2 Ron Musselman (1976-77)
 2 Ryan Mottl (1997-00)

ERA

Tourney: 0.00 by many (min. 5.0 IP)
Career: 0.50 Ron Musselman (18.0 IP in 1976,77)
 (min. 15.0 IP)

Strikeouts

Game: 14 Ron Musselman vs. N.C. State, April 22, 1977
Tourney: 22 Brian Barnes, 1989
Career: 37 Brian Barnes (1986-89)

Saves

Tourney: 2 Andy Taulbee, 1993
 2 Chris Heck, 1999
Career: 3 Scott Winchester (1993-95)

Other Noteworthy Accomplishments

Most Wins in a Single Tournament

Tourney: 5 1981
 5 1989
 5 1991
 5 1993

Complete Game Shutouts in the Tournament

- Ron Musselman vs. Wake Forest, April 23, 1976 (2-0)
- Mike Sullivan vs. Duke, April 23, 1978 (13-0)
- Alan Botkin vs. N.C. State, May 15, 1987 (8-0)
- Jason Dawsey vs. Maryland, May 17, 1995 (10-0)



NCAA Tournament History

Year	Site	W-L	Score	Opponent
1947	Charlotte, NC	L	2-8	Alabama
	Charlotte, NC	W	8-3	Auburn
	Charlotte, NC	W	1-0	Alabama
	Charlotte, NC	W	4-1	Alabama
	New Haven, CT	L	3-7	Yale
1950	Kannapolis, NC	L	1-6	Alabama
	Kannapolis, NC	L	2-4	Kentucky
1954	^Clemson, SC	L	10-11	Virginia Tech
	^Blacksburg, VA	L	1-7	Virginia Tech
1958	Gastonia, NC	L	6-8	Florida
	Gastonia, NC	W	4-2	George Washington
	Gastonia, NC	W ⁽¹⁰⁾	8-5	Florida State
	Gastonia, NC	W	15-14	Florida
	Gastonia, NC	W	3-1	Florida
	* Omaha, NE	W	3-1	Arizona
	* Omaha, NE	L	4-17	Holy Cross
	* Omaha, NE	L	3-5	Western Michigan
1959	Gastonia, NC	W	9-6	Georgia Tech
	Gastonia, NC	W	24-2	Florida State
	Gastonia, NC	W	5-0	Florida State
	* Omaha, NE	L ⁽¹²⁾	2-3	Arizona
	* Omaha, NE	W	7-1	Colorado State
	* Omaha, NE	L	0-7	Penn State
1967	Gastonia, NC	L	3-5	Florida State
	Gastonia, NC	W	5-0	West Virginia
	Gastonia, NC	W	6-4	Florida State
	Gastonia, NC	W	3-2	Auburn
	Gastonia, NC	L ⁽¹³⁾	5-6	Auburn
1975	Ypsilanti, MI	L	3-5	Eastern Michigan
	Ypsilanti, MI	L	4-5	Penn State
1976	Columbia, SC	W	13-2	Furman
	Columbia, SC	W	10-4	South Carolina
	Columbia, SC	W	6-2	Furman
	* Omaha, NE	W	9-4	Auburn
	* Omaha, NE	L ⁽¹⁰⁾	2-3	Eastern Michigan
	* Omaha, NE	L	6-10	Arizona
1977	Miami, FL	W	8-7	Mississippi
	Miami, FL	W	7-2	Miami (FL)
	Miami, FL	L	3-10	Miami (FL)
	Miami, FL	W	10-9	Miami (FL)
	* Omaha, NE	L	7-10	Arizona State
	* Omaha, NE	W	13-4	Temple
	* Omaha, NE	L	0-1	Cal State Los Angeles
1978	Miami, FL	W	8-5	Miami (FL)
	Miami, FL	L	3-9	Marshall
	Miami, FL	L	5-7	Miami (FL)
1979	Miami, FL	W	8-4	Georgia Southern
	Miami, FL	L	1-2	Miami (FL)
	Miami, FL	W	2-0	Georgia Southern
	Miami, FL	L	1-4	Miami (FL)
1980	Clemson, SC	W	22-4	East Tennessee State
	Clemson, SC	W	6-2	South Carolina
	Clemson, SC	W	17-12	South Carolina
	* Omaha, NE	L	5-13	Miami (FL)
	* Omaha, NE	L	4-6	California
1981	Clemson, SC	L	2-7	Wichita State
	Clemson, SC	L	1-2	East Tennessee State
1987	Huntsville, AL	W	8-0	West Virginia
	Huntsville, AL	W	6-3	Seton Hall
	Huntsville, AL	L	5-6	Arkansas
	Huntsville, AL	W	6-3	Auburn
	Huntsville, AL	L	2-4	Arkansas

1988	New Britain, CT	W ⁽¹⁹⁾	3-2	Fordham
	New Britain, CT	L	1-6	Rutgers
	New Britain, CT	W	11-1	Saint John's
	New Britain, CT	L	7-8	Kentucky
1989	Tallahassee, FL	W	6-2	Stetson
	Tallahassee, FL	L	7-14	Auburn
	Tallahassee, FL	W	13-5	Stetson
	Tallahassee, FL	W	11-1	Auburn
	Tallahassee, FL	L	1-8	Florida State
1990	Austin, TX	L	6-9	Creighton
	Austin, TX	W	8-5	Texas-Arlington
	Austin, TX	L	3-4	Creighton
1991	Orono, ME	W	13-5	Princeton
	Orono, ME	W	8-3	Villanova
	Orono, ME	W	10-9	Mississippi State
	Orono, ME	W	13-5	Maine
	* Omaha, NE	L	4-8	Creighton
	* Omaha, NE	L	11-12	Long Beach State
1992	Starkville, MS	W	8-4	Yale
	Starkville, MS	L	5-6	UCLA
	Starkville, MS	L	6-7	Oklahoma
1993	Knoxville, TN	W	7-3	Rutgers
	Knoxville, TN	W	10-3	Fresno State
	Knoxville, TN	L	4-11	Fresno State
	Knoxville, TN	L	1-9	Kansas
1994	Clemson, SC	W	5-1	The Citadel
	Clemson, SC	L	1-8	Notre Dame
	Clemson, SC	W	6-1	Old Dominion
	Clemson, SC	L	5-11	Auburn
1995	Clemson, SC	W	8-4	Navy
	Clemson, SC	W	11-5	Jacksonville
	Clemson, SC	W	9-5	Winthrop
	Clemson, SC	W	7-4	Alabama
	* Omaha, NE	L	1-3	Tennessee
	* Omaha, NE	L	3-8	Stanford
1996	Clemson, SC	W	9-1	Charleston Southern
	Clemson, SC	W	5-1	Old Dominion
	Clemson, SC	W	6-3	West Virginia
	Clemson, SC	W	12-5	Tennessee
	* Omaha, NE	L	3-7	Miami (FL)
	* Omaha, NE	W ⁽¹⁰⁾	8-5	Oklahoma State
	* Omaha, NE	W	14-13	Alabama
	* Omaha, NE	L	5-14	Miami (FL)
1997	Lubbock, TX	W	13-9	Nevada
	Lubbock, TX	L	6-10	Rice
	Lubbock, TX	L	7-12	Texas State
1998	Clemson, SC	W	12-3	The Citadel
	Clemson, SC	L ⁽¹⁶⁾	1-2	South Alabama
	Clemson, SC	L	5-8	Southern California
1999	Fayetteville, AR	L	5-23	Missouri State
	Fayetteville, AR	W	17-3	Delaware
	Fayetteville, AR	W	12-4	Arkansas
	Fayetteville, AR	W	8-7	Missouri State
	Fayetteville, AR	W	7-5	Missouri State
	College Station, TX	L	3-20	Texas A&M
	College Station, TX	W	10-3	Texas A&M
	College Station, TX	L	4-5	Texas A&M
2000	Clemson, SC	W	4-0	Middle Tennessee
	Clemson, SC	W	9-3	Illinois
	Clemson, SC	W	21-3	Middle Tennessee
	Clemson, SC	W	11-4	Mississippi State
	Clemson, SC	W	9-4	Mississippi State
	* Omaha, NE	W	10-6	San Jose State
	* Omaha, NE	L	4-10	Stanford
	* Omaha, NE	L	4-5	Louisiana-Lafayette
2001	Clemson, SC	W	4-1	William & Mary
	Clemson, SC	W	24-4	Seton Hall
	Clemson, SC	W	8-2	Seton Hall
	Coral Gables, FL	L	8-10	Miami (FL)
	Coral Gables, FL	L	6-14	Miami (FL)
2002	Clemson, SC	W	15-1	Georgia Southern
	Clemson, SC	W	4-2	East Carolina
	Clemson, SC	W	21-1	East Carolina
	Clemson, SC	L	6-9	Arkansas
	Clemson, SC	W	8-7	Arkansas
	Clemson, SC	W	7-4	Arkansas
	* Omaha, NE	W	11-10	Nebraska
	* Omaha, NE	W	9-7	Georgia Tech
	* Omaha, NE	L	4-12	South Carolina
	* Omaha, NE	L	2-10	South Carolina

NCAA Tournament Records

Most NCAA Tournament Appearances

Rk	Team	App.
1.	Texas	50
2.	Florida State	44
3.	Southern California	36
4.	Miami (FL)	35
5.	Oklahoma State	34
6.	Clemson	32
7.	Arizona State	30
8.	Oklahoma	29
	Saint John's	29
10.	Arizona	28
	Cal State Fullerton	28
	Fresno State	28

Consecutive NCAA Tournament Appearances

Rk	Team	App.	Years
1.	Miami (FL)	34	1973-06
2.	Florida State	29	1978-06
3.	Clemson	20	1987-06
4.	Oklahoma State	19	1981-99
5.	Texas	18	1979-96
6.	Louisiana State	17	1989-05
7.	Northern Colorado	15	1952-66
	Cal State Fullerton	15	1992-06
9.	Georgia Tech	14	1985-98
	Wichita State	14	1987-00

Note: **Bold** denotes active streak.

Most College World Series Appearances

Rk	Team	App.
1.	Texas	32
2.	Miami (FL)	22
3.	Southern California	21
4.	Arizona State	19
	Oklahoma State	19
6.	Florida State	18
7.	Arizona	15
	Stanford	15
9.	Cal State Fullerton	14
10.	Louisiana State	13
11.	Clemson	11
12.	Northern Colorado	10
13.	Oklahoma	9
14.	South Carolina	8
15.	Maine	7
	Michigan	7
	Mississippi State	7
	Wichita State	7

2003	Auburn, AL	L	8-10	Ohio State
	Auburn, AL	W ⁽¹⁰⁾	7-6	Princeton
	Auburn, AL	L	0-15	Auburn
2004	Athens, GA	W	10-6	Birmingham-Southern
	Athens, GA	L	3-6	Georgia
	Athens, GA	W	5-4	Birmingham-Southern
	Athens, GA	W	10-9	Georgia
	Athens, GA	L ⁽¹⁰⁾	6-7	Georgia
2005	Clemson, SC	W	12-2	North Carolina A&T
	Clemson, SC	W	6-0	College of Charleston
	Clemson, SC	W	8-3	Oral Roberts
	Waco, TX	W	4-2	Baylor
	Waco, TX	L	1-7	Baylor
	Waco, TX	L	1-6	Baylor
2006	Clemson, SC	W	3-0	North Carolina-Asheville
	Clemson, SC	W	13-3	Elon
	Clemson, SC	W	8-6	Mississippi State
	Clemson, SC	W	11-8	Oral Roberts
	Clemson, SC	W	6-5	Oral Roberts
	* Omaha, NE	W	8-4	Georgia Tech
	* Omaha, NE	L	0-2	North Carolina
	* Omaha, NE	L	6-7	Cal State Fullerton
Totals			94-68 (.580)	32 Tournaments

* - College World Series; ^ - play-in game (not counted as an NCAA Tournament game); Note: Championship-clinching wins in **bold**.



Khalil Greene (left) and Zane Green (right) led the Tigers to the 2002 College World Series and a third-place finish in Omaha.

NCAA Tournament Records

C

Team Batting

At-Bats

Game: 73 vs. Fordham, May 26, 1988 (19 innings)
Tourney: 369 2002

Runs Scored

Inning: 12 vs. East Carolina, June 2, 2002 (6th inning)
Game: 24 vs. Florida State, June 5, 1959
Tourney: 87 2002

Hits

Game: 24 vs. Middle Tennessee, May 28, 2000
Tourney: 118 2002

Batting Average

Game: .479 vs. Florida State, June 5, 1959 (23-for-48)
Tourney: .364 1991

RBIs

Game: 22 vs. Florida State, June 5, 1959
 22 vs. Seton Hall, May 26, 2001
Tourney: 81 2002

Doubles

Game: 6 vs. Princeton, May 23, 1991
 6 vs. Maine, May 26, 1991
 6 vs. Seton Hall, May 26, 2001
 6 vs. Birmingham-Southern, June 5, 2004
Tourney: 26 2002

Triples

Game: 3 vs. Miami (FL), May 21, 1977
Tourney: 6 1977

Home Runs

Game: 6 vs. Georgia Southern, May 31, 2002
Tourney: 22 2002

Walks

Game: 12 vs. Florida State, June 5, 1959
 12 vs. Nebraska, June 14, 2002
Tourney: 53 2002

Stolen Bases

Game: 10 vs. Saint John's, May 29, 1988
Tourney: 17 2006

Team Pitching

Innings Pitched

Game: 19.0 vs. Fordham, May 26, 1998
Tourney: 89.0 2002

ERA

Tourney: 3.23 2005

Strikeouts

Game: 19 vs. Miami (FL), May 31, 1996
Tourney: 90 1996

Individual Batting

Games Played

Tourney: 10 by many
Career: 31 Khalil Greene (1999-02)

At-Bats

Game: 9 Bert Heffernan vs. Fordham, May 26, 1988
Tourney: 43 Jeff Baker (10 games in 2002)
 43 Khalil Greene (10 games in 2002)
Career: 127 Khalil Greene (1999-02)

Runs Scored

Game: 5 Neil Simons vs. East Tennessee State, May 22, 1980
Tourney: 14 Khalil Greene (10 games in 2002)
Career: 33 Khalil Greene (1999-02)



Dave Caldwell (left) and Billy Wingo (right) set Clemson NCAA Tournament single-game records for doubles and walks, respectively, during the 1977 College World Series.

Hits

Game: 5 Doug Kingsmore vs. Virginia Tech, May 22, 1954
 5 Ty Cline vs. Florida State, June 5, 1959
 5 Khalil Greene vs. Georgia Southern, May 31, 2002
Tourney: 19 Khalil Greene (10 games in 2002)
Career: 49 Khalil Greene (1999-02)

Batting Average

Tourney: .588 Jarrod Schmidt (10-for-17 in 2001) (min. 15 at-bats)
Career: .442 Fred DeBerry (1957-59) (23-for-52 in 1958,59) (min. 50 at-bats)

RBIs

Game: 6 Joe DeBerry vs. Mississippi State, May 25, 1991
 6 Kurt Bultmann vs. Nevada, May 22, 1997
 6 Michael Johnson vs. Seton Hall, May 26, 2001
Tourney: 16 Khalil Greene (10 games in 2002)
Career: 34 Khalil Greene (1999-02)

Doubles

Game: 3 Dave Caldwell vs. Arizona State, June 10, 1977
 3 Khalil Greene vs. Arkansas, May 29, 1999
Tourney: 8 Khalil Greene (10 games in 2002)
Career: 22 Khalil Greene (1999-02)

Triples

Game: 2 Neil Simons vs. Miami (FL), May 21, 1977
 2 Will Duffie vs. Alabama, May 28, 1995
Tourney: 3 Neil Simons (6 games in 1977)
Career: 5 Neil Simons (1977-80)

Home Runs

Game: 2 by many
Tourney: 6 Zane Green (10 games in 2002)
Career: 9 Michael Johnson (2000-02)

Walks

Game: 4 Dick Suggs vs. Florida State, June 5, 1959
 4 Billy Wingo vs. Temple, June 11, 1977
 4 Frank Russ vs. South Carolina, May 25, 1980
 4 Brad McCann vs. Birmingham-Southern, June 4, 2004
Tourney: 10 Henri Stanley (8 games in 1999)
Career: 21 Khalil Greene (1999-02)

Stolen Bases

Game: 3 Henry Threadgill vs. Saint John's, May 29, 1988
 3 Kevin Northrup vs. Villanova, May 24, 1991
 3 Shane Monahan vs. The Citadel, May 26, 1994
Tourney: 7 Kevin Northrup (6 games in 1991)
Career: 9 Shane Monahan (1993-95)

Individual Pitching

Appearances

Tourney: 6 Harold Stowe, 1958
Career: 12 Steve Reba (1999-02)

Starts

Tourney: 4 Harold Stowe, 1958
Career: 7 Ryan Mottl (1997-00)
 7 Steve Reba (1999-02)

Relief Appearances

Tourney: 5 Patrick Hogan, 2002
 5 B.J. LaMura, 2002
Career: 9 Patrick Hogan (2001-04)

Innings Pitched

Game: 12.0 Harold Stowe vs. Arizona, June 13, 1959
Tourney: 35.0 Harold Stowe (6 appearances in 1958)
Career: 58.1 Harold Stowe (1957-59)

Wins

Tourney: 3 Harold Stowe, 1958
 3 Matt Henrie, 2002
Career: 5 Harold Stowe (1957-59)

Complete Games

Tourney: 2 Joe Landrum, 1947
 2 Harold Stowe, 1958
 2 Harold Stowe, 1959
 2 Chuck Porter, 1976
 2 Brian Barnes, 1987
Career: 4 Harold Stowe (1957-59)

ERA

Tourney: 0.93 Ken Vining (9.2 IP in 1995) (min. 5.0 IP)
Career: 2.26 Jimmy Key (16.1 IP from 1980-82) (min. 15.0 IP)

Strikeouts

Game: 17 Harold Stowe vs. Florida, June 9, 1958
Tourney: 45 Harold Stowe, 1958
Career: 77 Harold Stowe (1957-59)

Saves

Tourney: 2 Dave Woessner, 1977
Career: 2 Dave Woessner (1977-79)
 2 David Tripp (1988-90)
 2 Jeff Sauve (1992-95)

Other Noteworthy Accomplishments

Most Wins in a Single Tournament

Tourney: 7 2002

Complete Game Shutouts in the Tournament

- Joe Hazle vs. Alabama, June 13, 1947 (1-0)
- Harold Stowe vs. Florida State, June 6, 1959 (5-0)
- Laval Johnson vs. West Virginia, June 3, 1967 (5-0)
- Mike Brown vs. Georgia Southern, May 20, 1979 (2-0)
- Brian Barnes vs. West Virginia, May 21, 1987 (8-0)
- Ryan Mottl vs. Middle Tennessee, May 26, 2000 (4-0)
- Josh Cribb vs. College of Charleston, June 4, 2005 (6-0)





MAKE EVERY PITCH
A MISTAKE.



EASTON.
PLAY WITH IT. OR AGAINST IT.

eastonsports.com

In his 36 years as a head coach, all in Tigertown, Bill Wilhelm posted a 1,161-536-10 mark, making him the fifth-winningest coach in the history of college baseball at the time of his retirement. Wilhelm has earned his place among the true legends of the college game.



Serving as head baseball coach at one school for your entire career is quite an accomplishment. Having 36 seasons under your belt is an even greater accomplishment. But spending your entire 36-year career at one school and never having a losing season is incredible. That is one of just many accomplishments for the former Tiger coach.

Wilhelm coached his first game at Clemson, a 7-5 win against Michigan State, on March 24, 1958, and the victories never stopped during his 36 years and 1,707 games coached.

Wilhelm had five different teams record at least 50 wins, but his 1993 and last edition may have been his most overachieving squad. The ACC Tourney proved to be magic, as the Tigers went through the five-day tourney with a 5-1 record, including a come-from-behind 11-7 win over N.C. State in the title game.

Clemson received a #2 seed in the Mideast Regional in Knoxville, TN, the sixth-straight year the Tigers were a #1 or #2 seed heading into NCAA postseason action. During play in the regional, the 1993 Tigers set the Clemson record for wins against

top-25 teams in a season with 13, so the 45 wins were accomplished against a standout schedule. Thirty-two of the 65 games were against teams that

participated in the NCAA Tournament.

Although he had many rewarding years at Clemson, the 1991 season was his most successful in terms of wins. The Tigers ran up a 60-10 record that season, the best record in the nation, captured the ACC regular-season title, swept the ACC Tourney and the NCAA Northeast Regional, and earned a berth to the College World Series. That number of wins set a league record for victories in a season, breaking the old record of 54, set by the 1987 and 1988 teams.

Wilhelm's team of 1991 ranked #4 in **Baseball America's** final poll. The trip to Omaha marked the sixth of his coaching career, and the Tigers' ACC title was his 10th as head coach. He was named the District III Diamond

All-Time Winningest Division I Coaches							
Rk	Coach	Current/Last School	Seasons	W	L	T	Pct.
1.	* Gene Stephenson	Wichita State	29	1552	511	3	.752
2.	* Augie Garrido	Texas	35	1497	676	7	.688
3.	* Mike Martin	Florida State	27	1435	493	4	.744
4.	Cliff Gustafson	Texas	29	1427	373	2	.792
5.	Rod Dedeaux	Southern California	44	1342	597	16	.691
6.	* Ron Polk	Mississippi State	33	1312	647	2	.670
7.	Bob Bennett	Fresno State	34	1300	757	8	.631
8.	Ron Fraser	Miami (FL)	30	1267	440	9	.741
9.	* Mark Marquess	Stanford	30	1257	617	5	.670
10.	Jack Stallings	Georgia Southern	39	1255	799	10	.610
11.	Larry Cochell	Oklahoma	35	1235	762	3	.618
12.	Jim Dietz	San Diego State	31	1230	751	18	.620
13.	Richard Jones	Illinois	36	1214	719	6	.628
14.	Bill Wilhelm	Clemson	36	1161	536	10	.683
	Norm DeBriyn	Arkansas	33	1161	650	6	.641
16.	Jack Coffey	Fordham	47	1160	482	13	.705
17.	Chuck Brayton	Washington State	33	1158	525	6	.687
18.	* Jim Morris	Miami (FL)	25	1109	465	4	.704
19.	Jim Brock	Arizona State	23	1099	441	1	.713
20.	* Jay Bergman	Central Florida	28	1094	600	1	.646

* - active; Note: Records are through the 2006 season; only includes records as a head coach at a Division I school.

Wilhelm's Milestone Wins

Win	Date	Opponent	Score
1	3-24-1958	Michigan State	7-5
100	4-2-1960	Georgia	11-10
200	4-16-1968	South Carolina	6-5
300	3-17-1972	Georgia Southern	2-1
400	3-11-1976	Maryland	6-0
500	4-12-1978	Newberry	6-1
600	3-14-1981	Winthrop	9-5
700	3-12-1984	Marshall	8-1
800	5-5-1986	South Carolina	7-6
900	4-21-1988	Georgia Tech	7-4
1000	4-29-1990	Georgia Tech	17-10
1100	4-8-1992	South Carolina	5-3
1161	5-29-1993	Fresno State	10-3

Note: Home games in **bold**.

wins are one of the highest victory totals in any sport by an ACC head coach. He posted a record of 450-188-1 against ACC teams, a 70.5-percent winning mark. That figure includes the ACC

Tourney and regular-season games that did not count in the ACC standings. In regular-season play against the league, Wilhelm had a 381-158-1 mark, a 70.6 winning percentage.

The Tigers have captured 14 ACC titles outright, more than any other team, and Wilhelm was the mentor for 11 of them. Clemson has either won or tied for the regular-season title 23 times, and Wilhelm was the head coach on 19 of

those occasions. He had 10 consecutive years (1973-82) where the Tigers either won the ACC regular-season or tournament title.

Wilhelm, a native of China Grove, NC, played at N.C. State for two years before signing with the Saint Louis Cardinals in June of 1950. After one year of pro baseball, he entered military service, where he spent two years. He played service ball and spent two more years in the professional ranks before going back to college. He entered Catawba College (Salisbury, NC) and received his degree in January of 1957.

Upon graduation, Wilhelm began work on his master's degree at North Carolina. At the same time, he served as an assistant coach for the Tar Heels under Head Coach Walter Rabb and played catcher for Greensboro in the Carolina League. In August of 1958, Wilhelm received his graduate degree from North Carolina while he was coaching at Clemson. He coached the Tigers to the College World Series each of his first two seasons with the Clemson program.

In the spring of 1957, when North Carolina played at Clemson, Tiger Athletic Director Frank Howard asked Rabb to recommend a new baseball coach for Clemson so that the Tigers' head coach (Bob Smith) could become a full-time football coach. Howard took Rabb's advice and hired Wilhelm.

Wilhelm's Accomplishments

- 1161-536-10 in 36 seasons at Clemson (1958-93)
- 5 seasons of at least 50 wins
- 6 NCAA District Championships
- 6 trips to the College World Series
- 7 ACC Tournament titles (tournament started in 1973)
- 11 ACC Championships
- 16 top-25 seasons
- 17 NCAA Regional appearances
- 19 ACC regular-season championships (including ties)
- 20 All-Americans
- 27 players went on to play in the Major Leagues
- 34 players chosen to the NCAA All-District Team
- 36 consecutive years without a losing season
- 88 players chosen First-Team All-ACC
- 100 players signed professional baseball contracts



Bill Wilhelm is tied for 14th in NCAA Division I history with 1,161 career victories, all with the Clemson program, from 1958-93.



Tiger Timeline

April 24, 1896 - Clemson played its first baseball game, a 20-13 loss to Furman. The home games were played at Bowman Field in front of Tillman Hall. The Tigers' first head coach was **R.T.V. Bowman**.

May 12, 1899 - Clemson played South Carolina for the first time. The Tigers won 21-8 in eight innings in Columbia. The Gamecocks are the Tigers' most common opponent to date (271 meetings, Clemson leads 159-110-2 (.590)).

1900 - Legendary football coach **John Heisman**, who coached Clemson's gridders for four seasons, was named the Tigers' baseball coach. **Heisman** compiled a 28-6-1 (.814) record in three seasons (1901-03), which still stands today as the best winning percentage in Tiger history, slightly ahead of another legendary football coach, **Frank Howard**.

1904 - **Vet Sittou** played in his first season at Clemson. The Pendleton, SC native, a 5'11", 170-pound righty, played one season (1909) for the Indians, where he was 3-2 with a 2.88 ERA in 50.0 innings pitched. He later was the Tigers' head coach in 1915, 16 and compiled a 26-18-1 (.589) record.

April 12, 1913 - **Doc Ezell** pitched Clemson's first no-hitter in a 5-0 victory over Erskine.

March 27, 1916 - Clemson defeated West Virginia Wesleyan 4-2 in the first game played at Riggs Baseball Field. Clemson played on this field until the 1970 season.

April 29, 1916 - **Elmer Long** pitched a no-hitter in a 2-0 win over Virginia Military.

1921 - Clemson joined the Southern Conference and was a charter member.

1922 - **Flint Rhem**, one of the Tigers' greatest players of the 20th century, played in his first season at Clemson. He played in the 1922-24 seasons and later went on to play 12 Major League seasons with the Saint Louis Cardinals, Philadelphia Phillies, and Boston Braves. He had a 105-97 career record with a 4.20 ERA and over 1,500 strikeouts. He was 20-7 with a 3.21 ERA with the Cardinals in 1926 in his best season. He once pitched a no-hitter (in 1924, one year before his rookie season in the Majors) while playing for the Fort Smith (AR) minor league team. He struck out 16 batters in the game and made it in "Ripley's Believe It or Not" by not allowing a ball to be hit out of the infield.

April 17, 1924 - **Lefty Smith** pitched a no-hitter in a 6-0 win over South Carolina.

1931 - Clemson's season was cut short due to an outbreak of meningitis on campus in April. Clemson finished 6-2.

1932 - Legendary football coach **Jess Neely**, who coached the Tiger gridders for nine seasons (1931-39), coached in his first season as Clemson's baseball coach. He compiled a 68-67-2 (.504) record in seven seasons (1932-38).

1941 - **Dude Buchanan** set the school record for batting average in a single season with a .485 mark (33-for-68).

1943 - **Frank Howard**, Clemson's career leader in football wins (165), coached the baseball team for one season, compiling a 12-3 record. His career record is still the second-best of any coach in Tiger history. There have only been five different baseball head coaches since his brief stint.

March 29, 1946 - **Joe Landrum** pitched a no-hitter in a 6-0 win over Erskine.

June 12-20, 1947 - Clemson participated in the NCAA Tournament for the first time. The Tigers advanced to the NCAA Eastern Finals and lost to eventual finalist Yale (and first baseman George Bush) on June 20 at New Haven, CT.

1947 - **Joe Landrum** was Clemson's first baseball All-American. He earned first-team honors from **ABCA** after posting a 12-2 record and 2.23 ERA. **Landrum** went on to pitch



One of John Heisman's three teams as head baseball coach at Clemson from 1901-03.

with the Brooklyn Dodgers. Clemson won the Southern Conference title with a 13-2 record.

May 5, 1950 - **Fred Knoebel** hit for the cycle (the first by a Tiger) at South Carolina. He walked in the first, tripled in second, singled in the fourth, and hit a home run in the fifth. **Knoebel** also doubled in the seventh and was hit by a pitch in the eighth. Clemson won the game 14-5.

June 8, 1950 - Clemson played Alabama and Kentucky in the NCAA Tourney at Kannapolis, NC, losing both games.

April 4, 1952 - **Billy O'Dell** struck out a Clemson-record 21 batters in a 5-2 win over South Carolina at Orangeburg, SC.

May 8, 1953 - **Billy O'Dell** pitched a no-hitter in a 2-0 win over South Carolina. That same day, Clemson officially joined the newly-formed Atlantic Coast Conference.

May 22-24, 1954 - Clemson participated in the NCAA Playoffs in a home-and-home series with Virginia Tech, but lost to the Hokies twice in as many games. Clemson lost the first game 11-10 on May 22. It marked the first NCAA Tournament event in any sport played at Clemson in history. The Tigers lost to Virginia Tech 7-1 two days later in Blacksburg.

1954 - Clemson won the ACC title with an 8-4 ACC regular-season record in the conference's inaugural season.

Fall, 1957 - From the advice of North Carolina Head Coach Walter Rabb, **Frank Howard** hired a 27-year old assistant from China Grove, NC named **Bill Wilhelm**.

March 24, 1958 - **Bill Wilhelm** coached his first game and defeated Michigan State 7-5 in seven innings at Clemson.

May 19, 1958 - Clemson defeated North Carolina 4-1 at Gastonia, NC in a playoff game to determine the ACC Championship. Both teams had 11-3 records after the regular season, forcing the one-game playoff.

June 5-9, 1958 - The Tigers won the NCAA District III Playoffs to advance to the College World Series. The Tigers lost their opening game of the NCAA Tournament to Florida 8-6. Therefore, the Tigers had to win five

games in a row to advance to the College World Series in Omaha, NE, a destination never made before by Clemson at the time. So Clemson promptly defeated George Washington and Florida State to stay alive. The only problem was that Clemson had to defeat Florida twice on June 9 to advance. In the first game, the Tigers won a thriller 15-14 when first-year second baseman **Bailey Hendley** singled home **Larry Wilson** in the bottom of the ninth. Later in the day, Clemson won 3-1 to advance to the College World Series. **Harold Stowe**, who went on to pitch with the Yankees, pitched a four-hitter to earn his 13th victory of the season. The two victories in one day still stands today as the only time that Clemson won twice in one day to advance to the College World Series.

June 14-16, 1958 - Clemson participated in the College World Series for the first time ever. Clemson defeated Arizona 4-1 on June 14, but lost to Holy Cross 17-4 on June 15 and Western Michigan 5-3 on June 16.

1958 - **Harold Stowe** led the nation in appearances (21), innings pitched (127.0), strikeouts (126), and wins (14).

May 16, 18, 1959 - After the 1959 regular season, Clemson, Wake Forest, and North Carolina were tied for first place, forcing a playoff among the three. Clemson beat Wake Forest 4-2 at Thomasville, NC on May 16 and downed North Carolina 9-7 in Gastonia, NC to claim the ACC crown.

June 4-6, 1959 - Clemson raced through the NCAA District III Playoffs at Gastonia, NC, downing Georgia Tech 9-6 and Florida State twice, 24-2 and 5-0, to advance to Omaha.

June 13-15, 1959 - The Tigers lost to Arizona 3-2 on June 13 in 12 innings in their first game in Omaha. They bounced back and defeated Colorado State 7-1 the next day, but were eliminated by Penn State 7-0 on June 15.



Larry Wilson played on Clemson's first College World Series team (1958).

Tiger Timeline



1959 - Clemson was ranked #7 in the final **Collegiate Baseball** poll.

May 8, 1962 - Clemson hit an ACC-record five homers in one inning (sixth) against South Carolina in a 27-17 win. Clemson also hit a Tiger-record eight homers in the game.

1962 - Clemson led the nation in homers per game (1.6).

April 10, 1965 – May 17, 1966 - **Rusty Adkins** had a 41-game hitting streak. **Adkins** hit .438 during the streak that still stands as the longest in ACC history.

1966 - Clemson led the nation in home runs per game (1.28), runs per game (9.1), and slugging percentage (.502).

May 6, 1967 - **Nelson Gibson** and **Charlie Watson** combined to pitch a no-hitter in a 3-0 win over Georgia Tech.

June 2-5, 1967 - Clemson participated in the NCAA District III Playoffs in Gastonia, NC. After losing the first contest against Florida State, Clemson rebounded with three straight victories. But Auburn ended Clemson's season by defeating the Tigers 6-5 in the championship game in 13 innings.

1967 - The Tigers won the ACC title (11-2). Clemson was ranked #7 in the final **Collegiate Baseball** poll.

June 6, 1968 - Lefthander **John Curtis** became Clemson's first first-round Major League Draft selection. **Curtis** was the 10th pick overall in the secondary phase by the Red Sox.

March 7, 1970 - Clemson played its first two games at Doug Kingsmore Stadium. The Tigers defeated Louisville 10-0 and 8-1 in two seven-inning games. The field featured a "Crosley-like" terrace around the outfield fence that gave the field a more closed-in perspective and reduced maintenance for drainage purposes.

1970 - Clemson was ranked #18 in the final **Collegiate Baseball** poll.

April 17, 1971 - **Dave Van Volkenburg** pitched a no-hitter in an 11-0 win over Florida State in a seven-inning game.

1971 - Clemson was ranked #22 in the final **Collegiate Baseball** poll.

March 16, 1973 - **Lindsay Graham** pitched a no-hitter in a 3-0 win over Maryland in an eight-inning game.

1973 - Clemson won the ACC regular-season title with a 10-2 record.

April 19, 1974 - **Chuck Porter** pitched a Clemson and ACC-record 16.0 innings in earning the victory over Virginia 3-2 in the first game of a doubleheader at Clemson.

1974 - Clemson won the ACC regular-season title with a 10-1 record.

April 22, 1975 - **Steve Tucker** hit for the cycle at Georgia Tech. He doubled in the first, tripled in the fourth, homered in the sixth, and singled in both the seventh and ninth innings. Clemson won the game 18-3.

May 23, 24, 1975 - Clemson participated in the NCAA Mid-east Regional in Ypsilanti, MI. Eastern Michigan and Penn State defeated the Tigers 5-3 and 5-4, respectively.

1975 - **Denny Walling** led the nation with 1.58 RBIs per game. Clemson tied for the ACC regular-season title with a 10-2 record and was ranked #25 in the final **Collegiate Baseball** poll.

March 28, 1976 - Clemson defeated North Carolina-Wilmington 10-2 at Doug Kingsmore Stadium for the 1,000th victory in school history.

April 17, 1976 - **Ron Musselman** pitched a no-hitter in a 9-0 win over Virginia. Clemson was ranked #5 in the final **Collegiate Baseball** poll.

April 23-25, 1976 - Clemson won its first ACC Tournament Championship, as the Tigers defeated Wake Forest 2-0, and Maryland in two games (2-1, 3-2) at Clemson.

May 21-24, 1976 - The Tigers won the NCAA Atlantic Regional in Columbia, SC by downing Furman 13-2 in game one, defeating South Carolina 10-4 in the second game, and beating Furman 6-2 to advance to Omaha.

June 11-14, 1976 - Clemson participated in the College World Series. The Tigers defeated Auburn 9-4 on June 11 and lost to Eastern Michigan 3-2 in 10 innings on June 13. Arizona eliminated the Tigers 10-6 on June 14.

1976 - Clemson won the ACC regular-season title with a 10-2 record.

February 26 – March 27, 1977 - Clemson opened the season with a 26-game winning streak, the longest streak in school history.

March 17, 1977 - **Brian Snyder** pitched a no-hitter in an 8-0 win over North Carolina-Wilmington.

May 20-22, 1977 - Clemson defeated Mississippi and won two of three games from host Miami (FL) in winning the NCAA South Regional to advance to the College World Series.

June 10-14, 1977 - In the College World Series, Clemson lost to Arizona State 10-7 on June 10, but beat Temple 13-4 the next day. However, Cal. State-Los Angeles eliminated Clemson 1-0 on June 14.

1977 - Clemson captured the ACC regular-season title with a 9-1 record. Clemson was ranked #5 in the final **Collegiate Baseball** poll.

April 22-24, 1978 - The Tigers won the ACC Tourney title held at Clemson. The Tigers swept through the tourney with wins over N.C. State (12-1), Duke (13-0), and Wake Forest (7-2).

May 19-21, 1978 - In the NCAA Atlantic Regional, the Tigers beat host Miami (FL) 8-5 in the first game, but lost to Marshall (9-3) and Miami (7-5).



Lindsay Graham pitched a no-hitter in Clemson's 3-0 victory over Maryland in eight innings on March 16, 1973.

1978 - Clemson won the ACC regular-season title with a 10-2 record. The Tigers also started the tradition of wearing the ankle-long, white pants for every game. Clemson was ranked #25 in the final **Collegiate Baseball** poll.

April 7, 1979 - Clemson's most productive offensive game came at N.C. State. The score...41-9. The Tigers led 18-6 after four innings and capped off the day with 18 runs in the ninth. **Robert Bonnette** had three hits in the ninth in which 22 Tigers batted. **Neil Simons** went 4-for-6 with three walks, six runs scored, three homers, and a Tiger record-tying 10 RBIs. **Dave Buffamoyer** also set a record with seven runs scored, while **Bonnette** and **Tony Masone** had five hits apiece. Future Major Leaguers **Tim Teufel** and **Bill Schroeder** batted fifth and sixth, respectively, and combined for five hits, nine runs, and nine RBIs.

May 18-20, 1979 - In the NCAA Atlantic Regional at Miami, FL, the Tigers defeated Georgia Southern 8-4, but lost to Miami (FL) 2-1 in the Tigers' next game. The next two games yielded the same results, as Clemson downed Georgia Southern 2-0, but lost to Miami 4-1.

1979 - Clemson won the ACC regular-season title with a 10-1 record. There was no ACC Tourney that year. Clemson was ranked #9 in the final **Collegiate Baseball** poll.

March 10, 1980 - **Mike Brown** pitched a perfect game in a 2-0 win over North Carolina-Wilmington in seven innings.

April 22-26, 1980 - Clemson won the ACC Tournament held at Raleigh, NC by winning four games in a row without a defeat. The Tigers defeated Wake Forest (4-0), Maryland (9-4), N.C. State (5-4), and North Carolina (12-3).

May 22-25, 1980 - In the NCAA Atlantic Regional at Clemson, the Tigers beat East Tennessee State (22-4) and South Carolina twice (6-2, 17-12) to advance to the College World Series.

May 31 – June 1, 1980 - In the College World Series, Clemson lost to Miami (FL) 13-5 and California 6-4.

1980 - Clemson was ranked #4 in the final **Collegiate Baseball** poll.

April 22-26, 1981 - Clemson won the ACC Tournament held at Chapel Hill, NC. Clemson defeated North Carolina 7-5 in the championship game. The Tigers won four straight after losing their second game of the tournament.

May 22, 23, 1981 - In the NCAA Atlantic Regional at Clemson, the Tigers lost to Wichita State (7-2) and East Tennessee State (2-1).

1981 - Clemson tied for the ACC regular-season title with a 10-4 record.

March 5, 1982 - **Jeff Gilbert** pitched a no-hitter in a 5-0 win over Western Carolina.

1982 - Clemson captured the ACC regular-season title with a 10-2 record.

March 6, 1984 - **Scott Parrish** pitched a no-hitter in a 6-0 win over The Citadel in a seven-inning game. The no-hitter is the last by a Tiger to date.

1984 - Clemson tied for the ACC regular-season title with a 12-2 record.

May 13, 1985 - The Tigers played host to the first night game ever at Clemson. The Tigers downed Furman 13-1.

1985 - Clemson tied for the ACC regular-season title with a 9-4 record.

May 4, 1986 - Clemson's longest streak of not being shut-out (232 games) ended with a 5-0 defeat at the hands of South Carolina in Columbia.

2007 CLEMSON BASEBALL



Tiger Timeline



Brian Kowitz had a 37-game hitting streak, the second-longest streak in Clemson history, from May 27, 1989 to April 10, 1990.

May 21–24, 1987 - The Tigers played in the NCAA South Regional at Huntsville, AL. The Tigers defeated West Virginia, Seton Hall, and Auburn, but lost to Arkansas twice and were eliminated from the tournament.

1987 - Clemson was ranked #10 in both the final **Baseball America** and **Collegiate Baseball** polls. The Tigers won 54 games, the first time Clemson reached 50 wins.

May 26–30, 1988 - The Tigers participated in the NCAA Northeast Regional at New Britain, CT. Clemson defeated Fordham 3-2 in game one in 19 innings. It still stands today as the longest game played in Clemson history. The Tigers also defeated Saint John's, but lost to Rutgers and Kentucky, and were eliminated from the tournament.

1988 - The Tigers won the ACC regular-season title with an 18-2 record. Clemson was ranked #15 in the final **Baseball America** poll and #21 in the final **Collegiate Baseball** poll. Lefthander **Mike Milchin** was also a member of the United States Olympic team.

May 13–16, 1989 - Clemson defeated Maryland, Georgia Tech, N.C. State, and North Carolina (twice) in winning the ACC Tournament title at Chapel Hill, NC. Clemson defeated the Tar Heels 12-4 in the championship game.

May 25, 1989 - **Brian Barnes** won his 16th game in a 6-2 win over Stetson in the NCAA Atlantic Regional at Tallahassee, FL, setting the school record for most wins in a season. He also set the Clemson record and led the nation with 208 strikeouts in 1989.

May 25–28, 1989 - The Tigers participated in the NCAA Atlantic Regional at Tallahassee, FL. Clemson defeated Stetson twice and Auburn once, but losses to Florida State and Auburn eliminated the Tigers from the tournament.

May 27, 1989 – April 10, 1990 - **Brian Kowitz** had a 37-game hitting streak, second longest in Clemson history. **Kowitz**, who later played with the Atlanta Braves, hit .430 with 43 RBIs during the streak.

1989 - Clemson was ranked #14 in both the final **Baseball America** and **Collegiate Baseball** polls. **Brian Barnes** ended his career with an ACC-record 44 wins in four seasons.

April 29, 1990 - **Bill Wilhelm** won his 1,000th career game in a 17-10 win over Georgia Tech in Atlanta, GA.

May 25–27, 1990 - Clemson played in the NCAA Central Regional at Austin, TX. Clemson beat Texas-Arlington, but lost to Creighton twice and was eliminated from the tournament.

May 11–14, 1991 - The Tigers won the ACC Tournament held at Greenville, SC. The Tigers beat Georgia Tech 24-8 in the title game, winning for the fifth time in as many games.

May 23–26, 1991 - Clemson swept though the NCAA Northeast Regional at Orono, ME and advanced to the College World Series. Clemson downed Princeton, Villanova, Mississippi State, and Maine.

June 1–3, 1991 - In the College World Series, the Tigers lost to Creighton and Long Beach State.

1991 - Clemson won the ACC regular-season title with an 18-3 record. Clemson was ranked #4 in the final **Baseball America** poll and #8 in the final **Collegiate Baseball** poll. The Tigers ended the season with a school-record 60 wins. **Eric Macrina** hit a then school-record 24 home runs, and Clemson led the nation in runs per game (9.97), winning percentage (.857), and wins (60).

May 21–23, 1992 - The Tigers participated in the NCAA Midwest Regional held at Starkville, MS. Clemson defeated Yale, but then lost to UCLA and Oklahoma.

1992 - Clemson won the ACC regular-season title with a 19-5 record. Clemson was ranked #7 in the final **Baseball America** poll and #10 in the final **Collegiate Baseball** poll.

April 20, 1993 - **Keith Williams** hit for the cycle at Furman. He hit a home run in the first, doubled in the third, singled in the sixth, and tripled in the ninth. Clemson won the game 17-2.

May 15–19, 1993 - The Tigers won the ACC Tournament Championship at Greenville, SC. Clemson defeated N.C. State 11-7 in the championship game, a game that ended at 1:21 in the morning. **Jeff Morris'** grand-slam propelled the Tigers to victory. It was just the senior's second career homer. Ironically, both of his homers were grand slams off N.C. State pitcher David Allen. Both came in the eighth inning with one out and both gave Clemson the lead.

May 28–31, 1993 - Clemson participated in the NCAA Midwest Regional held at Knoxville, TN. The Tigers earned victories over Rutgers and Fresno State in their opening two games, but then lost to Fresno State and Kansas.

July 2, 1993 - **Bill Wilhelm** announced his retirement after 36 seasons with the Tiger program. His retirement press conference was fittingly held in the first-base dugout at Doug Kingsmore Stadium. He had a 1,161-536-10 (.683) record and never had a losing season. He was the fifth-winningest coach in history at the time of his retirement.

1993 - Clemson was ranked #17 in both the final **Baseball America** and **Collegiate Baseball** polls.

March 19, 1994 - **Shane Monahan** hit for the cycle at Hawaii-Hilo. He tripled in the first, singled in the second, and homered in the sixth. He also doubled in the eighth and singled in the ninth. Clemson won the game 13-5.

May 18–22, 1994 - The Tigers won the ACC Tournament Championship at Greenville, SC. The Tigers defeated Florida State 4-1 in the championship game.

May 26–28, 1994 - Clemson participated in the NCAA East Regional held at Clemson. Clemson downed The Citadel and Old Dominion, but lost to Notre Dame and Auburn.

1994 - Clemson won the ACC regular-season title with a 20-4 record in **Jack Leggett's** first season as the Tiger head coach. **Leggett** received ACC Coach-of-the-Year honors as well. **Shane Monahan** set the ACC record and led the nation with 137 hits. He also led the nation in runs scored

(97), and the Tigers led the nation as a team with 57 wins. Clemson was ranked #4 in the final **Baseball America** poll and #9 in the final **Collegiate Baseball** poll.

February 18, 1995 - **Gary Burnham** hit for the cycle at Texas-Arlington. He doubled in the first, tripled in the third, walked in the fifth, homered in the seventh, and singled in the ninth. Clemson won the game 18-0.

April 14, 1995 - The greatest comeback in Clemson history took place on this date, the first game of a three-game set at N.C. State. The Wolfpack had just scored three and six runs in the seventh and eighth innings, respectively, to take a 15-4 lead. The Tiger leadoff batter struck out to start the ninth inning. Clemson then got three straight hits and two walks. **Seth Brizek** hit into a fielder's choice for the second out, as **David Miller** scored on the play to cut the deficit to 15-7. The next six Tiger batters all reached safely on hits, highlighted by **Shane Monahan's** three-run homer that cut the Wolfpack lead to just two runs. After two more hits and a walk, **Matthew LeCroy** tied the score with a clutch double. The Tigers went on to win 17-15 in 10 innings. Clemson did so being down 11 runs on the road with no runners on base in the ninth inning and one out, and without the benefit of a Wolfpack error in the ninth.

May 25–28, 1995 - The Tigers won the NCAA East Regional Championship held at Clemson with wins over Navy, Jacksonville, Winthrop, and Alabama.

1995 - Clemson won the ACC regular-season title with a 20-4 record. **Jack Leggett** received ACC Coach-of-the-Year honors as well. **Paul Galloway** became Clemson's first Academic All-American. Clemson was ranked #8 in both the final **Baseball America** and **Collegiate Baseball** polls.

March 8, 1996 - **Jack Leggett** won his 500th career game as a head coach with a 8-4 win over Virginia Tech at home.

April 21, 1996 - Clemson played in one of the longest non-stop days of baseball in history. The Tigers and Georgia Southern were slated to play two nine-inning games, but the two games lasted a total of 28 innings. The first was a 10-inning affair, with Georgia Southern winning 8-6. The latter game also saw Georgia Southern win, this time 9-7 in 18 innings. The games combined for eight hours and 44 minutes in length (not counting the 31 minutes in between).

May 23–26, 1996 - The Tigers won the NCAA East Regional Championship at Clemson and advanced to the College World Series. Clemson recorded victories over Charleston Southern, Old Dominion, West Virginia, and Tennessee.

May 31 – June 5, 1996 - When Clemson made its eighth College World Series appearance, it had lost seven straight games in Omaha and had never won more than one game in the double elimination tournament. Miami (FL) defeated the Tigers to open the tournament, so Clemson had to win to stay alive. The Tigers responded with a 10-inning, 8-5 win over Oklahoma State and next faced Alabama, the #1 seed. The morning of the game, **Kris Benson** and **Billy Koch** learned they were the first and fourth overall picks, respectively, of the Major League Draft. The Tigers, though, sent out **Ken Vining**, who was 10-3, to face a potent Crimson Tide hitting attack. But it was the Tigers who jumped out to an early 5-0 lead. Alabama battled back to take a 12-10 lead after eight innings. **Gary Burnham** and **Jerome Robinson** led off the ninth with singles. Then, 5'8" second baseman **Doug Livingston** hit an opposite-field double to give Clemson the lead. But the Tigers, who led 14-12, had to contain the hot Alabama bats in the bottom of the ninth. Brett Taft led off with a double. Rusty Loflin flied out to **Livingston** and Drew Bounds singled. On came **Koch**, who was making a rare relief appearance. He struck out David Tidwell and seemed to throw a game-ending ground ball off the bat of Joe Caruso, but the ball went through the legs of shortstop **Kurt Bultmann**, plating Taft and putting runners on first and third. But **Koch** got Dax Norris to bounce out to first-baseman **Jason Embler**, who made a spectacular grab ranging to his right and looking into the sun. **Embler** flipped

to **Koch** to record the final out of the game, as the Tigers won 14-13 and advanced further in the College World Series than it ever had before.

1996 - Clemson led the nation with a 3.03 ERA. Clemson was ranked #5 in the final **Baseball America** poll and #4 in the final **Collegiate Baseball** listing. **Kris Benson** was named national player-of-the-year by **Baseball America** and **Collegiate Baseball**. One of the most decorated players in Tiger history also received the Dick Howser Trophy and the Smith Award. He won his first 14 decisions and had a 2.02 ERA in 156.0 innings pitched. He allowed 109 hits and 27 walks while striking out 204 (7.5-to-1 strikeout-to-walk ratio), easily a Tiger record. He had seven complete games and four shutouts as well. **Benson** was the #1 overall pick in the 1996 draft (Pirates), becoming the first Tiger to be picked at that position. He donned the Red, White, and Blue for Team USA in the Centennial Olympics in Atlanta in 1996, earning a bronze medal. Tiger teammates **Billy Koch** and **Matthew LeCroy** joined **Benson** on the Olympic team.

May 22-24, 1997 - Clemson played in the NCAA Central Regional held at Lubbock, TX. Clemson defeated Nevada in its opener, but lost to Rice and Texas State.

1997 - **Matthew LeCroy** hit 24 homers and set a Tiger record with 53 career homers. **Kurt Bultmann** set a Tiger record with 31 doubles, a mark later eclipsed by **Khalil Greene**.

March 21, 1998 - Clemson scored 19 runs in one inning against Maryland. Ironically, Clemson did not score in any other inning of the game. The run total set an NCAA record for most runs in a third inning. In the inning, Clemson sent 23 batters to the plate, and had 12 hits and six walks. Like the 11-run comeback in the ninth inning at N.C. State in 1995, the first Tiger to bat in the inning was retired. The next 17 batters reached base safely. **Patrick Boyd** and **Kurt Bultmann** both reached base in all three plate appearances and scored three runs in the inning.

April 24, 1998 - **Rusty Adkins** had his jersey retired and was inducted into the Clemson Baseball Ring of Honor, joining **Bill Wilhelm** in the elite company.

May 21-23, 1998 - Clemson won its 2,000th game in school history, as the Tigers defeated The Citadel 12-3 at Doug Kingsmore Stadium in the NCAA East Regional on May 21. Clemson lost to South Alabama in 16 innings and eventual National Champion Southern California.

1998 - Clemson was ranked #21 in the final **Baseball America** poll and #23 in the final **Collegiate Baseball** poll.

March 8, 1999 - Clemson's streak of 146 weeks being ranked in one of the major polls ended. The last time the Tigers were not ranked was at the end of the 1990 season. Clemson had a 407-138 (.747) record over that span.

May 28-30, 1999 - In the NCAA Fayetteville (AR) Regional, Clemson lost to Missouri State 23-5 in the first game and needed to win four games in two days to advance. The Tigers came through with wins on Saturday over Delaware and host Arkansas. Clemson had to beat Missouri State twice on Sunday and did just that by scores of 8-7 and 7-5.

June 4-6, 1999 - Texas A&M won two of the three games in the NCAA Super Regional at College Station TX. Despite coming up short, Clemson battled back after a 20-3 defeat in the opening game and had the lead entering the ninth inning in game three in a hostile environment.

1999 - Clemson was ranked #17 in the final **Baseball America** poll and #13 in the final **Collegiate Baseball** poll.

March 20, 2000 - Clemson was ranked #1 by **Collegiate Baseball** after opening the season 19-3. The Tigers spent two weeks as that poll's top team.

May 26-28, 2000 - Clemson played host to Middle Tennessee, Illinois, and Old Dominion in regional play, and

claimed wins over Middle Tennessee (4-0, 21-3) and a win over Illinois (9-3) to earn the right at hosting the first-ever super regional at Clemson.

June 2,3, 2000 - Clemson beat Mississippi State 11-4 and 9-4 to earn its ninth trip to the College World Series.

June 9-14, 2000 - Clemson made its first appearance in the College World Series since 1996. The Tigers beat San Jose State 10-6 before losing to top-ranked Stanford 10-4 to fall into the losers' bracket. Clemson was then eliminated by Louisiana-Lafayette 5-4 in the bottom of the ninth inning.

2000 - Clemson finished 51-18 and was ranked #7 in the final **Baseball America** poll, #6 in the final **Collegiate Baseball** poll, and #5 in the final **Sports Weekly** poll.

May 25-27, 2001 - The Tigers drew a #2 seed in the Clemson Regional and played host to South Alabama, William & Mary, and Seton Hall, claiming wins over William & Mary (4-1) and Seton Hall (24-4, 8-2) to advance.

June 1,2, 2001 - Clemson met Miami (FL) in the Coral Gables Super Regional and was eliminated with a pair of losses (10-8, 14-6). The Hurricanes went on to win the College World Series. The appearance by the Tigers in the super regional round was their third straight.

2001 - The Tigers finished 41-22 and was ranked #17 in the final **Baseball America** poll, #13 in the final **Collegiate Baseball** poll, and #14 in the final **Sports Weekly** poll.

February 22 - March 15, 2002 - Clemson opened the season with 13 straight wins to vault to #2 in the polls. The Tigers defeated Auburn (3), South Carolina (2), and Purdue (3) during the stretch.

March 12, 2002 - Clemson set the school record for batting average (.522) in a game in defeating Georgia Southern 20-8. The Tigers had 23 hits in 44 at-bats.

March 17 - April 5, 2002 - Clemson won 13 more games in a row to start 26-1. The winning streak helped the Tigers rank #1 in all three polls for seven straight weeks.



Kurt Bultmann hit .348 with 16 home runs, 61 RBIs, and a then-Clemson record 31 doubles as a sophomore during the 1997 season.

April 3, 2002 - **Jeff Baker** hit a walk-off homer against Winthrop to give Clemson a 6-4 win. It was his third homer of the game, as he became the first Tiger to hit three homers in a game since 1993 and the first to do it in the history of Doug Kingsmore Stadium.

April 16 - June 14, 2002 - **Khalil Greene** had a 34-game hitting streak, the third-longest streak in Tiger history. **Greene** batted a remarkable .519 with 48 RBIs during the streak. The streak ended against Georgia Tech in the College World Series.

May 12, 2002 - **Khalil Greene** set the ACC record for career hits with his 367th at Virginia. He went on to total 403 hits, second most in NCAA history. In the series, he also went eight straight at-bats with a hit and 13 consecutive plate appearances reaching base safely. Head Coach **Jack Leggett** also won his 800th career game this day.

June 7-9, 2002 - After sweeping through the Clemson Regional the weekend before, Clemson fell to Arkansas in the first game of the Clemson Super Regional. But the Tigers fought back to win the final two games and advance to Omaha for the 10th time in school history. **Khalil Greene** homered in his last at-bat at Doug Kingsmore Stadium.

June 14-21, 2002 - Clemson had its most successful run in the College World Series when it won the first two games over hometown favorite Nebraska and Georgia Tech. Against the Cornhuskers, Clemson overcame a 7-2 deficit before rallying to win 11-10. **Khalil Greene's** dramatic three-run homer in the seventh inning gave the Tigers the lead late in the game. **Jeff Baker** then broke a 10-10 tie with a walkoff double. **Michael Johnson** then went 3-for-3 with a home run in Clemson's eight-run second inning against Georgia Tech, as the Tigers won their second straight game 9-7. Clemson then ran into a buzzsaw in South Carolina, falling twice. Clemson had defeated the Gamecocks three out of four times in the regular season. The final game saw **Greene** start his 269th consecutive game, believed to be an NCAA record. He also played in his 272th straight game, or every game he was a Tiger. He broke the NCAA record for career doubles (95) in the College World Series as well.

2002 - Clemson finished 54-17 and was ranked #3 in all three final polls. The Tigers set school records for homers (112), fielding percentage (.971), and saves (26). The trio of **Jeff Baker**, **Khalil Greene**, and **Michael Johnson** combined for 77 homers and 259 RBIs. They were three of eight Tigers selected in the Major League Draft, including **Greene**, who was a first-rounder, and **Johnson**, who was picked in the second round. **Greene** went on to earn national player-of-the-year honors from all six services that gave the award.

March 4 - March 24, 2003 - The Tigers won 14 games in a row. The streak was the seventh-longest in school history and helped catapult Clemson to a #10 national ranking.

April 23,25, 2003 - **Michael Johnson** hit a three-run, walkoff homer to beat East Tennessee State 6-3 in 12 innings on April 23. In the next game, against Georgia Tech, **Brad McCann** hit a two-out, three-run homer in the bottom of the 10th inning to give Clemson a 9-7 win.

2003 - Clemson extended its streak to 17 consecutive NCAA Tournament appearances with defense being the key to many wins. The Tigers had a .969 fielding percentage for the season, the second-best percentage in school history. Clemson also fell one win short of its 18th-straight 40-win season. **Michael Johnson** was Clemson's lone First-Team All-ACC selection, while lefthander **Robert Rohrbaugh** earned freshman All-America honors.

April 21-24, 2004 - In three games during this span, Clemson won with a walkoff play in all three games. On April 21 against Western Carolina, a Catamount error gave the Tigers an 8-7 victory. Two days later, **Russell Triplett** lined a walkoff single to give the Tigers a 2-1 win over N.C. State. Then the following game, **Zane Green**, who was hit-



less in his previous 23 at-bats, hit a single to the wall in right-center to give Clemson a 4-3 win over the Wolfpack.

April 25, 2004 - Clemson's 9-6 win over N.C. State gave Head Coach **Jack Leggett** his 500th win as the Tigers' skipper in just his 11th season in Tigertown.

May 12, 2004 - **Brad McCann** became the eighth Tiger in history to total six hits in a 6-for-6 performance against College of Charleston. He also hit two homers, including a grand slam, a double, scored four runs, and had six RBIs.

May 28, 2004 - Clemson set an ACC Tournament record with eight doubles in a 12-1 win over N.C. State.

June 6, 2004 - Trailing 9-2 and on the verge of having its season end, Clemson rallied for a 10-9 win at Georgia, capped by **Lou Santangelo's** grand slam in the seventh. The seven-run comeback tied the Tiger record for the biggest deficit overcome to gain victory in an NCAA Tourney game. In game two that day versus the Bulldogs, Clemson led 6-4 entering the ninth. But against **Tony Sipp**, who had been nearly unhittable in the regional, Bobby Felmy and Jason Jacobs hit solo homers to tie the score, then Clint Sammons hit a solo shot in the 10th for the game-winner.

2004 - Clemson earned its 18th straight NCAA Tourney appearance and came one inning away from advancing to a super regional. **Kris Harvey** was the squad's lone First-Team All-ACC pick, while **Patrick Hogan**, **Brad McCann**, and **Lou Santangelo** were second-team picks. **McCann** was also a semifinalist for the Dick Howser Trophy and the Golden Spikes Award, along with earning third-team All-America honors by **Baseball America**. Clemson had a record nine players taken in the Major League Draft, including first-round (supplemental) pick **Tyler Lumsden**.

March 19, 2005 - **Kris Harvey** hit two home runs and pitched 7.0 scoreless innings of one-hit ball to lead the Tigers to a 9-1 win over #9 North Carolina. A school-record four times during the 2005 season, he hit a long ball and earned the win on the mound in the same game.

April 20, 2005 - Clemson scored four runs in the ninth inning to down #8 South Carolina 7-5 in Columbia. After the Tigers tied the score 4-4 in the ninth, **Kris Harvey** hit a towering three-run homer to give the Tigers the victory.

April 23, 2005 - **Taylor Harbin** had one of the best games by a Tiger in school history. Against the Wolfpack in Raleigh, he went 5-for-5 with three homers, eight RBIs, and five runs scored to lead the Tigers to a 16-9 win. The three long balls came on consecutive pitches over three at-bats. **Harbin** added a triple and single, and only lacked a double for the cycle. The three home runs tied a school record held by many, while his 16 total bases broke the Clemson record of 15 that was first set by **Dick Hendley** in the 1951 season.



Tyler Colvin hit a walkoff grand slam, the first in Tiger history, to beat Oral Roberts in the first game of the 2006 Clemson Super Regional.

May 19-21, 2005 - Clemson swept #4 Miami (FL) by a combined score of 30-9 at Doug Kingsmore Stadium. It was the first time since 2002 that the Hurricanes were swept in a three-game series. In game one, Clemson scored 11 runs in the fourth inning on its way to a 15-5 victory. The Tigers handed righthander Cesar Carrillo his first collegiate loss in his 31st career start. The next week, Clemson downed the Hurricanes 9-1 in the ACC Tournament, giving the Tigers a 4-0 record against the Hurricanes in their first season in the ACC.

June 3-5, 2005 - The Tigers swept their way through the Clemson Regional with wins over North Carolina A&T, #22 College of Charleston, and Oral Roberts by a combined score of 26-5. **Andy D'Alessio** had the nation's highest batting average in a regional, and earned Clemson Regional MVP honors thanks to going 7-for-9 with four doubles, a homer, and four RBIs.

June 11-13, 2005 - Clemson traveled to Texas to play #6 Baylor in the Waco Super Regional. The Tigers won game one 4-2, but fell in the last two games by scores of 7-1 and 6-1. The Bears advanced to the College World Series.

2005 - Clemson made its 19th consecutive NCAA Tournament appearance and came one win away from a trip to the College World Series. The Tigers finished in the top 20 in all three polls, with a high ranking of #13 by **Collegiate Baseball**. Clemson won a school-record 21 ACC regular-season games, finishing second in the standings. The Tigers, who were 19-9 against top-25 ranked teams, started the season 15-13, but went 28-10 the rest of the way. They did all this while playing a difficult schedule, which included 42 of its 66 games against teams that played in the NCAA Tournament. **Kris Harvey** earned first-team All-America honors and tied for second in the nation with 25 home runs. Freshman **Taylor Harbin** earned second-team All-America accolades by **Collegiate Baseball**, as he hit an ACC-best 28 doubles, also second most in the nation.

February 6, 2006 - Clemson had its earliest #1 ranking in school history when **Baseball America** put the Tigers atop its poll.

April 22 - May 25, 2006 - Clemson had a 17-game winning streak, the longest streak since 1995. The streak included 15 straight victories over ACC teams.

May 18, 2006 - Clemson defeated #22 Wake Forest 26-1 at Doug Kingsmore Stadium thanks to 25 hits, including seven home runs. It set a new mark for largest margin of victory (+25) at Doug Kingsmore Stadium.

May 24-28, 2006 - Clemson captured the ACC Tournament crown in Jacksonville, FL with a 4-1 record. **Sean Clark** made a surprise start in the title game against N.C. State and pitched 8.0 masterful innings of one-run and four-

hit ball in his first career start in the 8-4 victory. **Tyler Colvin** earned ACC Tournament MVP honors.

June 2-4, 2006 - Clemson won all three of its games in the Clemson Regional, with wins over North Carolina-Asheville, Elon, and Mississippi State, to advance to the super-regional round. **Taylor Harbin** was named tourney MVP.

June 9,10, 2006 - The Tigers won two close games in the Clemson Super Regional over #14 Oral Roberts to advance to the College World Series. **Tyler Colvin's** walkoff grand slam, the first in school his-

All-Time Assistant Coaches

Year	Assistant	Assistant	Assistant
1958	Jim Partin	Don Wade	
1959	Jim Partin		
1960	Jim Partin		
1961	Bailey Hendley		
1962	Sam Poe		
1963	Coleman Glaze		
1964	Tommy Lyon		
1965	Tommy Lyon	Dick Sargent	
1966	Dale Smith	Sack Bagley	
1967	Ellis Dantzler		
1968			
1969			
1970	Bill Pate		
1971	Eddie Barbary		
1972			
1973			
1974	Bill Prophet		
1975	Kenny Bagwell		
1976	Richard Haynes		
1977	Kenny Bagwell		
1978	Turtle Thomas		
1979	Turtle Thomas	Lin Hamilton	
1980	Turtle Thomas	Lin Hamilton	
1981	Turtle Thomas	*Walker Swain	
1982	Turtle Thomas	*Walker Swain	Rod Delmonico
1983	Turtle Thomas	*Walker Swain	
1984	Turtle Thomas	*Walker Swain	Chip Reese
1985	Turtle Thomas	*Walker Swain	Chip Reese
1986	Dave Littlefield	*Jeff Gilbert	
1987	Dave Littlefield	*Joel Lepel	
1988	Dave Littlefield	*Joel Lepel	
1989	Kurt Seibert	*Joel Lepel	
1990	Kurt Seibert	*Dick Grapenthin	Randy Mazey
1991	Kurt Seibert	*Dick Grapenthin	Randy Mazey
1992	Jack Leggett	*Randy Mazey	Michael Spiers
1993	Jack Leggett	*Randy Mazey	Jim Schlossnagle
1994	Tim Corbin	*John Pawlowski	Gregg Kilby
1995	Tim Corbin	*John Pawlowski	Gregg Kilby
1996	Tim Corbin	*John Pawlowski	Kevin Erminio
1997	Tim Corbin	*John Pawlowski	Kevin Erminio
1998	Tim Corbin	*John Pawlowski	Kevin Erminio
1999	Tim Corbin	*Kevin O'Sullivan	Mike Hampton
2000	Tim Corbin	*Kevin O'Sullivan	Hank King
2001	Tim Corbin	*Kevin O'Sullivan	Shane Carley
2002	Tim Corbin	*Kevin O'Sullivan	Erik Bakich
2003	*Kevin O'Sullivan	Tom Riginos	Bradley LeCroy
2004	*Kevin O'Sullivan	Tom Riginos	Bradley LeCroy
2005	*Kevin O'Sullivan	Tom Riginos	Bradley LeCroy
2006	*Kevin O'Sullivan	Tom Riginos	Russell Triplett

* - pitching coach

tory, gave the Tigers an 11-8 win in the first game, then Clemson scored three runs in the eighth inning to beat the Golden Eagles 6-5.

June 16-20, 2006 - Clemson made its 11th trip to the College World Series. It was also the Tigers 20th straight NCAA Tournament appearance. Clemson defeated Georgia Tech in its opening game, but fell to North Carolina and Cal State Fullerton.

2006 - The Tigers drew 184,946 fans for their 39 home dates, an average of 4,742 per date. **Jack Leggett** was named ACC Coach-of-the-Year after leading the Tigers to a 53-16 overall record, including a 26-9 mark against top-25 ranked teams, an ACC regular-season and tournament title, and a trip to the College World Series. Clemson finished #5 in all three major polls. **Josh Cribb** and **Andy D'Alessio** were named to **Collegiate Baseball's** All-America team. Three Tigers were named to the NCBWA All-America team, including **D'Alessio** and **Tyler Colvin** as first-team players, and **Cribb** on the second team. **Colvin** added a 26-game hitting streak, as Clemson had a 25-1 record during that stretch. Ten Tigers were selected in the Major League Draft, highlighted by **Colvin's** first-round selection by the Chicago Cubs.

Year-By-Year Team Records

C

Head Coach	Year	W	L	T	Pct.
R.T.V. Bowman	1896	0	2	0	.000
	1897	No Team			
R.T.V. Bowman	1898	2	4	0	.333
Unknown	1899	4	3	0	.571
Unknown	1900	8	2	0	.800
John Heisman	1901	10	2	1	.808
John Heisman	1902	9	3	0	.750
John Heisman	1903	9	1	0	.900
John McMakin	1904	8	6	1	.567
John McMakin	1905	6	8	1	.433
Phillip Sitton					
John McMakin	1906	6	10	1	.382
Frank Shaughnessy	1907	9	7	1	.559
Robert Lynch	1908	6	11	0	.353
Jesse Reynolds	1909	10	12	0	.455
Joe Holland	1910	10	11	0	.476
Frank Dobson	1911	13	10	0	.565
Frank Dobson	1912	11	6	0	.647
Frank Dobson	1913	13	5	0	.722
Coach Robertson	1914	16	6	0	.727
Vet Sitton	1915	13	7	0	.650
Vet Sitton	1916	13	11	1	.540
Country Morris	1917	13	13	0	.500
Edward Donahue	1918	11	6	0	.647
Edward Donahue	1919	6	15	1	.295
Country Morris	1920	4	15	0	.210
Larry Conover	1921	5	14	0	.263
L.V.H. Durfee	1922	11	8	0	.579
L.V.H. Durfee	1923	12	6	1	.658
L.V.H. Durfee	1924	6	10	0	.375
Thomas May	1925	11	14	0	.440
Cul Richards	1926	8	11	0	.420
Tink Gillam	1927	11	13	1	.460
Joe Guyon	1928	12	9	2	.565
Joe Guyon	1929	15	11	1	.574
Joe Guyon	1930	9	14	0	.391
Joe Guyon	1931	6	2	0	.750
Jess Neely	1932	14	6	0	.700
Jess Neely	1933	11	11	0	.500
Jess Neely	1934	8	8	1	.500
Jess Neely	1935	16	7	1	.688
Jess Neely	1936	6	11	0	.353
Jess Neely	1937	7	12	0	.368
Jess Neely	1938	6	12	0	.333



John Heisman



Frank Dobson



Joe Guyon

Randy Hinson	1939	10	7	0	.588
Randy Hinson	1940	12	2	2	.813
Tom Rogers	1941	10	6	0	.625
Tom Rogers	1942	8	8	0	.500
Frank Howard	1943	12	3	0	.800
	1944	No Team			
Walter Cox	1945	7	6	0	.538
Randy Hinson	1946	12	5	0	.706
Randy Hinson	1947	24	5	0	.828
Walter Cox	1948	14	12	1	.537
Walter Cox	1949	11	12	0	.478
Walter Cox	1950	20	11	0	.625
Walter Cox	1951	18	7	0	.720
Bob Smith	1952	10	12	0	.455
Bob Smith	1953	11	6	0	.647



Bill Wilhelm

Head Coach	Year	W	L	T	Pct.	ACC	Finish	BA-CB-SW
Bob Smith	*1954	14	10	0	.583	8-4	1st	
Bob Smith	1955	7	11	0	.389	5-9	7th	
Bob Smith	1956	4	14	2	.250	2-10-2	7th	
Bob Smith	1957	6	12	0	.333	3-11	8th	
Bill Wilhelm	*1958	22	8	0	.733	12-3	1st	
Bill Wilhelm	*1959	24	8	0	.750	11-3	1st	NP-7-NP
Bill Wilhelm	1960	11	10	1	.523	7-6	4th	
Bill Wilhelm	1961	12	11	0	.522	6-8	5th	
Bill Wilhelm	1962	17	8	0	.680	8-6	T-3rd	
Bill Wilhelm	1963	15	11	0	.577	9-5	T-2nd	
Bill Wilhelm	1964	13	13	0	.500	6-7	T-4th	
Bill Wilhelm	1965	18	10	2	.663	9-5	2nd	
Bill Wilhelm	1966	20	7	2	.724	9-4	2nd	
Bill Wilhelm	*1967	29	9	0	.763	11-2	1st	NP-7-NP
Bill Wilhelm	1968	27	14	0	.659	11-7	4th	
Bill Wilhelm	1969	27	17	2	.609	12-8-1	3rd	
Bill Wilhelm	1970	32	16	0	.667	14-8	2nd	NP-18-NP
Bill Wilhelm	1971	27	14	0	.659	10-5	2nd	NP-22-NP
Bill Wilhelm	1972	19	15	0	.559	6-7	5th	
Bill Wilhelm	1973	24	16	0	.600	10-2	T-1st	
Bill Wilhelm	1974	23	15	0	.605	10-1	1st	
Bill Wilhelm	1975	33	10	0	.767	10-2	T-1st	NP-25-NP
Bill Wilhelm	*1976	36	15	0	.706	10-2	1st	NP-5-NP
Bill Wilhelm	1977	42	10	0	.808	9-1	1st	NP-5-NP
Bill Wilhelm	*1978	39	14	0	.736	10-2	1st	NP-25-NP
Bill Wilhelm	*1979	40	15	0	.727	10-1	1st	NP-9-NP
Bill Wilhelm	*1980	38	21	0	.644	6-5	3rd	NP-4-NP
Bill Wilhelm	*1981	34	24	0	.586	10-4	T-1st	
Bill Wilhelm	1982	37	22	0	.627	10-2	1st	
Bill Wilhelm	1983	30	20	1	.598	6-5	3rd	
Bill Wilhelm	1984	38	17	0	.691	12-2	T-1st	
Bill Wilhelm	1985	36	30	1	.545	9-4	T-1st	
Bill Wilhelm	1986	42	21	0	.667	9-4	3rd	
Bill Wilhelm	1987	54	14	1	.790	16-5	2nd	10-10-NP
Bill Wilhelm	1988	54	14	0	.794	18-2	1st	15-21-NP
Bill Wilhelm	*1989	50	20	0	.714	13-5	2nd	14-14-NP
Bill Wilhelm	1990	43	23	0	.651	14-6	2nd	
Bill Wilhelm	*1991	60	10	0	.857	18-3	1st	4-8-NP
Bill Wilhelm	1992	50	14	0	.781	19-5	1st	7-10-NP
Bill Wilhelm	*1993	45	20	0	.692	11-11	5th	17-17-16
Jack Leggett	*1994	57	18	0	.760	20-4	1st	4-9-9
Jack Leggett	1995	54	14	0	.794	20-4	1st	8-8-8
Jack Leggett	1996	51	17	0	.750	17-7	2nd	5-4-4
Jack Leggett	1997	41	23	0	.641	13-10	4th	NR-NR-24
Jack Leggett	1998	43	16	0	.729	14-9	T-2nd	21-23-19
Jack Leggett	1999	42	27	0	.609	13-10	3rd	17-13-14
Jack Leggett	2000	51	18	0	.739	17-7	2nd	7-6-5
Jack Leggett	2001	41	22	0	.650	17-7	2nd	17-13-14
Jack Leggett	2002	54	17	0	.761	16-8	4th	3-3-3
Jack Leggett	2003	39	22	0	.639	15-9	T-3rd	
Jack Leggett	2004	39	26	0	.600	14-10	T-4th	
Jack Leggett	2005	43	23	0	.652	21-9	2nd	14-13-16
Jack Leggett	*2006	53	16	0	.768	24-6	(A)1st	5-5-5
Totals	109 seasons	2363	1299	29	.644	620-292-3		

* - ACC Champion; (A) - Atlantic Division; Note: No Baseball America poll prior to 1981; no Sports Weekly poll prior to 1993.

Coaching Records

Head Coach	Years	W	L	T	Pct.	Overall	W	L	T	Pct.
R.T.V. Bowman	(2) 1896,98					2	6	0		.250
Unknown	(2) 1899,00					12	5	0		.706
John Heisman	(3) 1901-03					28	6	1		.814
John McMakin	(3) 1904-06					20	24	3		.457
Frank Shaughnessy	(1) 1907					9	7	1		.559
Robert Lynch	(1) 1908					6	11	0		.353
Jesse Reynolds	(1) 1909					10	12	0		.455
Joe Holland	(1) 1910					10	11	0		.476
Frank Dobson	(3) 1911-13					37	21	0		.638
Coach Robertson	(1) 1914					16	6	0		.727
Vet Sitton	(2) 1915,16					26	18	1		.589
Country Morris	(2) 1917,20					17	28	0		.378
Edward Donahue	(2) 1918,19					17	21	1		.449
Larry Conover	(1) 1921					5	14	0		.263
L.V.H. Durfee	(3) 1922-24					29	24	1		.546
Thomas May	(1) 1925					11	14	0		.440
Cul Richards	(1) 1926					8	11	0		.421
Tink Gillam	(1) 1927					11	13	1		.460
Joe Guyon	(4) 1928-31					42	36	3		.537
Jess Neely	(7) 1932-38					68	67	2		.504
Randy Hinson	(4) 1939,40,46,47					58	19	2		.747
Tom Rogers	(2) 1941,42					18	14	0		.563
Frank Howard	(1) 1943					12	3	0		.800
Walter Cox	(5) 1945,48-51					70	48	1		.592
Bob Smith	(6) 1952-57	18	34	2	.352	52	65	2		.445
Bill Wilhelm	(36) 1958-93	381	158	1	.706	1161	536	10		.683
Jack Leggett	(13) 1994-06	221	100	0	.688	608	259	0		.701
Totals	109 seasons	620	292	3	.679	2363	1299	29		.644



All-Time Results

1896 (0-2)

Head Coach: R.T.V. Bowman (1st)

Date	St	W-L	Score	Opponent
4/24	H	L	13-20	Furman
5/9	A	L	11-14	Furman

1897 (NO TEAM)

1898 (2-4)

Head Coach: R.T.V. Bowman (2nd)

Date	St	W-L	Score	Opponent
4/8	A	L	4-10	Erskine
4/9	A	W	6-1	Erskine
4/16	A	L	2-5	Furman
4/23	H	W	14-3	Furman
5/7	A	L	4-13	Wofford
5/14	H	L	14-15	Furman

1899 (4-3)

Head Coach: Unknown

Date	St	W-L	Score	Opponent
3/29	H	L	3-14	Cornell
4/1	A	L	5-6	Wofford
4/8	N1	W	6-2	Erskine
4/28	A	L	4-9	Erskine
5/11	A	W	11-3	College of Charleston
5/12	A	W ⁽⁸⁾	21-8	South Carolina
5/20	H	W	11-3	College of Charleston

N1 - Anderson, SC

1900 (8-2)

Head Coach: Unknown

Date	St	W-L	Score	Opponent
3/27	H	W	9-7	Cornell
4/7	N1	W	6-2	Erskine
4/14	A	W	5-1	Furman
4/20	N2	L	7-13	Erskine
4/27	H	L	0-6	Wofford
5/7	H	W	12-0	College of Charleston
5/9	H	W	9-0	The Citadel
5/11	A	W	2-1	Newberry
5/12	A	W	5-4	South Carolina
5/16	A	W	13-3	Georgia

N1 - Anderson, SC; N2 - Greenwood, SC

1901 (10-2-1)

Head Coach: John Heisman (1st)

Date	St	W-L	Score	Opponent
3/29	H	W	8-0	Auburn
3/30	H	W	11-4	Auburn
4/6	N1	L	0-14	North Carolina
4/12	A	L	6-7	Mercer
4/13	A	W	6-3	Mercer
4/23	H	W	25-2	Georgia
4/26	H	W	7-5	Wofford
4/30	H	W	14-1	Wake Forest
5/3	A	W	8-5	Wofford
5/8	H	T ⁽⁸⁾	2-2	North Carolina
5/9	H	W	17-2	The Citadel
5/10	A	W ⁽⁸⁾	15-8	Erskine
5/11	A	W	12-4	South Carolina

N1 - Charlotte, NC

1902 (9-3)

Head Coach: John Heisman (2nd)

Date	St	W-L	Score	Opponent
3/29	N1	L	5-16	North Carolina
4/1	H	W	10-2	Hobart
4/3	H	W ⁽⁸⁾	6-2	Cornell
4/5	N2	W ⁽⁷⁾	9-0	Virginia Tech
4/7	A	W	4-2	The Citadel
4/11	H	W	11-3	Mercer
4/12	A	L	4-12	Georgia Tech
4/17	H	L	1-2	Georgia
4/25	A	W	1-0	Newberry
4/26	A	W	3-1	South Carolina
5/9	A	W	11-3	Furman
5/13	H	W	6-3	Wofford

\$ - forfeited in 7th with Clemson ahead 25-0; N1 - Charlotte, NC; N2 - Charleston, SC



John Heisman, a name synonymous with college football, coached the Tiger baseball team to a 28-6-1 (.814) record from 1901-03. The winning percentage is still the highest in Clemson baseball history.

1903 (9-1)

Head Coach: John Heisman (3rd)

Date	St	W-L	Score	Opponent
4/4	H	W	11-0	Davidson
4/10	A	W	13-8	Georgia
4/11	A	W	5-1	Georgia Tech
4/13	A	W ⁽⁶⁾	3-0	Auburn
4/14	A	W	5-3	Mercer
4/18	H	L	2-5	Erskine
4/21	H	W	18-3	Wake Forest
5/1	A	W	10-4	Wofford
5/6	A	W	6-5	Newberry
5/11	H	W	11-1	Wofford

1904 (8-6-1)

Head Coach: John McMakin (1st)

Date	St	W-L	Score	Opponent
3/28	H	T	2-2	Newberry
4/2	A	W	5-3	Erskine
4/9	H	L	1-2	Furman
4/12	H	L	3-5	Wofford
4/18	N1	L	3-6	Davidson
4/19	A	W	15-1	Belmont Abbey
4/22	A	W	4-1	Georgia Tech
4/23	A	L	3-4	Georgia Tech
4/23	A	L ⁽¹²⁾	3-6	Georgia
4/27	A	L ⁽¹⁰⁾	2-4	Wofford
4/29	A	W	7-5	Mercer
4/30	A	W	12-4	Mercer
5/6	N2	W	11-1	Erskine
5/7	N2	W	15-8	Duke
5/14	H	W	11-1	Georgia Tech

N1 - Charlotte, NC; N2 - Anderson, SC

1905 (6-8-1)

Head Coach: John McMakin (2nd)

Date	St	W-L	Score	Opponent
4/1	H	L	2-3	Georgia
4/8	H	W ⁽⁷⁾	8-3	Erskine
4/12	H	W ⁽¹¹⁾	4-3	Duke
4/14	A	L	0-2	Mercer
4/15	A	W	6-1	Mercer
4/22	A	L	4-5	Georgia Tech ⁽¹⁾
4/22	A	W	5-3	Georgia Tech ⁽²⁾
5/1	A	L	1-3	Newberry
5/3	A	W	10-4	Wofford
5/5	A	L	1-8	Furman
5/6	A	W	10-5	Erskine
5/10	H	L	1-2	Furman
5/13	A	L	2-5	Georgia
5/19	A	L	6-8	Furman
5/20	N1	T	3-3	Wofford

N1 - Anderson, SC

1906 (6-10-1)

Head Coach: John McMakin (3rd)

Date	St	W-L	Score	Opponent
3/24	A	L	1-3	Georgia Tech
3/31	A	L	2-9	Georgia ⁽¹⁾
3/31	A	L	3-4	Georgia ⁽²⁾
4/7	H	L	6-7	Furman
4/12	H	W	13-4	Duke
4/20	A	L	0-4	Mercer
4/21	A	T ⁽¹³⁾	3-3	Mercer
4/25	A	W	9-2	Wofford
4/26	N1	W	8-0	Presbyterian
4/27	N1	W	11-5	Furman
4/28	A	L	3-6	Newberry
4/30	H	L	0-6	Georgia Tech
5/4	N2	L	0-7	Duke
5/5	A	L	3-4	Furman
5/11	H	W	19-5	Wofford
5/12	N3	W	7-1	Wofford
5/19	H	L	2-4	Newberry

N1 - Greenwood, SC; N2 - Charlotte, NC; N3 - Anderson, SC

1907 (9-7-1)

Head Coach: Frank Shaughnessy (1st)

Date	St	W-L	Score	Opponent
3/23	A	W	15-1	Presbyterian
3/30	H	W	4-2	South Carolina
4/5	A	L	2-4	Georgia Tech
4/6	A	T	2-2	Georgia Tech
4/12	H	W	8-0	Presbyterian
4/13	A	W	7-5	Georgia
4/18	H	L	1-3	Erskine
4/20	H	L	0-2	Georgia
4/25	A	W	10-1	Wofford
4/26	N1	L	2-10	Furman
4/27	A	W	5-1	Newberry
4/29	A	L	2-6	South Carolina
4/30	A	L	2-5	Erskine
5/3	N2	L	4-5	Duke
5/4	N2	W	3-0	Duke
5/11	A	W	11-8	Furman
5/18	H	W	7-1	Newberry

N1 - Greenwood, SC; N2 - Charlotte, NC

1908 (6-11)

Head Coach: Robert Lynch (1st)

Date	St	W-L	Score	Opponent
3/28	H	W	7-2	Presbyterian
4/3	A	L	2-4	Georgia Tech
4/4	A	L ⁽¹¹⁾	4-5	Georgia Tech
4/9	H	L	2-4	South Carolina
4/11	H	W	11-1	Furman

4/14	H	L	4-6	Wofford
4/17	H	W	5-4	Erskine
4/23	A	L	7-8	Newberry
4/24	N1	W	8-2	Furman
4/30	A	L	2-4	Wofford
5/1	N2	L	3-5	Duke
5/2	N3	L	0-1	Duke
5/8	A	L	0-8	Georgia
5/9	A	L	0-6	Georgia ⁽¹⁾
5/9	A	L	0-7	Georgia ⁽²⁾
5/13	H	W	4-3	Newberry
5/16	A	W	4-2	Newberry

N1 - Greenwood, SC; N2 - Charlotte, NC; N3 - Winston-Salem, NC

1909 (10-12)

Head Coach: Jesse Reynolds (1st)

Date	St	W-L	Score	Opponent
3/29	H	W	5-4	Riverside Military
4/2	H	W	2-0	Georgia
4/3	H	W	10-3	Georgia
4/5	H	W	15-4	North Georgia
4/6	H	L	2-6	North Georgia
4/7	H	W	6-3	Erskine
4/10	A	W	7-6	Furman
4/14	A	L	2-4	Riverside Military
4/15	A	L	3-5	Gordon Military
4/16	A	W	7-4	Mercer
4/17	A	L	2-6	Mercer
4/21	H	L	7-8	Duke
4/22	A	L	2-3	Wofford
4/24	N1	L	1-4	Duke ⁽¹⁾
4/24	N1	L	0-1	Duke ⁽²⁾
4/29	A	L	0-3	Newberry
4/30	N2	L	5-6	Furman
5/1	A	L	0-3	Erskine
5/4	H	W	6-2	Wofford
5/7	A	L	0-3	South Carolina
5/8	A	W	4-2	South Carolina
5/11	H	W	8-2	Newberry

N1 - Chester, SC; N2 - Greenwood, SC

1910 (10-11)

Head Coach: Joe Holland (1st)

Date	St	W-L	Score	Opponent
3/25	H	L	1-8	Erskine
3/26	H	W	4-0	Erskine
3/28	H	W	4-2	Riverside Military
4/1	A	W	1-0	Georgia
4/2	A	L	0-5	Georgia
4/8	H	W	2-1	Duke
4/9	H	L	3-14	Duke
4/14	A	W	8-1	Wofford ⁽¹⁾
4/14	A	W	5-4	Wofford ⁽²⁾
4/15	A	L	4-8	Newberry
4/16	A	W	5-3	Newberry
4/22	H	W	5-0	Furman
4/23	H	W ⁽¹¹⁾	3-2	Furman
4/29	N1	W	6-5	Erskine ⁽¹⁾
4/29	N1	L ⁽¹¹⁾	2-3	Erskine ⁽²⁾
4/30	A	L	6-8	Presbyterian
5/13	A	L	0-5	Georgia Tech
5/14	A	L ⁽⁷⁾	0-4	Georgia Tech ⁽¹⁾
5/14	A	L ⁽⁷⁾	3-11	Georgia Tech ⁽²⁾
5/16	A	L	2-4	Mercer
5/17	A	L	1-9	Mercer

N1 - Greenwood, SC

1911 (13-10)

Head Coach: Frank Dobson (1st)

Date	St	W-L	Score	Opponent
3/27	H	L	2-5	Georgia
3/28	H	L	0-3	Georgia
3/31	A	W	2-1	Erskine
4/1	A	W	8-3	Erskine
4/3	H	W	6-3	College of Charleston
4/7	A	W	4-0	Furman
4/14	H	W	2-1	Newberry
4/15	H	W	3-2	Newberry
4/21	H	W	6-0	Presbyterian

All-Time Results

C

4/22	H	W	6-2	Presbyterian
4/26	A	W	8-5	Wofford
4/27	N1	L	0-7	Duke ⁽¹⁾
4/27	N1	L	5-9	Duke ⁽²⁾
4/28	A	W	6-1	College of Charleston
4/29	A	W	3-0	The Citadel
5/1	A	W	6-4	Furman
5/5	H	W	6-0	Wofford
5/6	H	L	2-3	Wofford
5/10	A	L ⁽⁸⁾	0-6	Mercer ⁽¹⁾
5/10	A	L ⁽⁷⁾	5-11	Mercer ⁽²⁾
5/12	A	L ⁽¹²⁾	6-7	Auburn
5/13	A	L ⁽⁸⁾	4-5	Auburn ⁽¹⁾
5/13	A	L	2-3	Auburn ⁽²⁾

N1 - Sumter, SC

1912 (11-6)

Head Coach: Frank Dobson (2nd)

Date	St	W-L	Score	Opponent
3/29	A	L	0-8	Georgia
3/30	A	L	1-5	Georgia
4/3	H	W	6-0	College of Charleston
4/5	H	W	6-3	Erskine
4/6	H	W	4-3	Erskine
4/12	A	W	6-4	Georgia Tech
4/13	A	L	2-4	Georgia Tech
4/19	H	W	8-3	Furman
4/24	A	L ⁽¹⁰⁾	2-3	Wofford
4/25	A	W	4-2	Wofford
4/26	A	W	4-3	Newberry
4/27	A	L	1-4	Newberry
5/3	A	W	3-2	Presbyterian
5/4	A	W	5-1	Presbyterian
5/6	H	W	2-1	Auburn
5/7	H	W	4-3	Auburn
5/8	H	L	0-4	Auburn

1913 (13-5)

Head Coach: Frank Dobson (3rd)

Date	St	W-L	Score	Opponent
3/28	A	L	0-3	Georgia Tech
3/29	A	L	1-3	Georgia Tech
4/4	H	W	10-8	Georgia
4/5	H	L	4-10	Georgia
4/8	A	W	9-3	Furman
4/12	A	W	3-2	Erskine
4/15	H	W	5-0	Erskine
4/18	H	W	5-1	Presbyterian
4/25	H	L	1-6	Wake Forest
4/26	H	W	4-0	Furman
4/30	A	W	14-5	Wofford
5/1	A	W	9-0	Wofford
5/2	A	W	11-1	Presbyterian
5/3	A	W	10-3	Newberry
5/5	H	W	6-5	Newberry
5/8	A	L	3-9	Auburn
5/9	A	W	18-4	Auburn
5/10	A	W	5-3	Auburn

\$ - no-hit game

1914 (16-6)

Head Coach: Coach Robertson (1st)

Date	St	W-L	Score	Opponent
3/27	A	W	6-3	Georgia
3/28	A	L ⁽¹¹⁾	6-7	Georgia
4/3	H	W ⁽¹¹⁾	2-1	Erskine
4/4	H	W ⁽⁷⁾	8-0	Erskine
4/10	A	W ⁽¹⁰⁾	7-3	Mercer
4/11	A	L	5-7	Mercer
4/15	H	W	6-5	Wofford
4/16	H	W	5-0	The Citadel
4/18	H	W	5-1	Furman
4/21	A	L	9-10	Furman
4/24	N1	W	9-1	Erskine ⁽¹⁾
4/24	N1	W	6-0	Erskine ⁽²⁾
4/29	A	W	7-3	Presbyterian
4/30	A	W	6-2	Presbyterian
5/1	A	W	7-4	Newberry
5/2	A	W	15-9	Newberry
5/6	A	L	6-7	Wofford

5/7	A	W	7-6	Wofford
5/9	A	W	5-1	Furman
5/14	H	L	4-5	Auburn
5/15	H	W	13-5	Auburn
5/16	H	L	2-6	Auburn

N1 - Rock Hill, SC

1915 (13-7)

Head Coach: Vet Sitton (1st)

Date	St	W-L	Score	Opponent
3/26	N1	W	3-2	Furman
4/3	H	W	10-2	Furman
4/9	A	L	1-2	Erskine
4/10	A	L	6-8	Erskine
4/13	H	W	7-4	Richmond
4/14	A	W	7-4	Wofford
4/15	A	W	12-1	Wofford
4/17	H	W	13-3	The Citadel
4/27	H	W	8-2	Presbyterian
4/28	H	W	2-1	Presbyterian
4/30	H	L	3-6	Georgia
5/1	H	L	3-9	Georgia
5/8	A	L	3-10	Auburn ⁽¹⁾
5/8	A	L ⁽⁷⁾	1-3	Auburn ⁽²⁾
5/8	A	L ⁽⁷⁾	0-2	Auburn ⁽³⁾
5/13	H	W	18-7	Newberry
5/14	H	W	14-1	Newberry
5/15	A	W	10-1	Furman
5/17	N2	W	8-2	Furman
5/18	N2	W	5-3	Furman

N1 - Anderson, SC; N2 - Greenwood, SC

1916 (13-11-1)

Head Coach: Vet Sitton (2nd)

Date	St	W-L	Score	Opponent
3/27	H	W	4-2	West Virginia Wesleyan
3/29	H	L	2-3	Erskine
4/4	H	W	6-0	Wofford
4/8	A	W	12-3	Erskine
4/11	H	W	4-2	The Citadel
4/12	H	W	16-1	The Citadel
4/13	H	W	11-1	Virginia Tech
4/14	H	L	3-4	Virginia Tech
4/18	A	W	7-0	Wofford
4/19	A	L	3-4	Furman
4/21	A	L	1-4	Georgia
4/22	A	L ⁽¹¹⁾	4-6	Georgia
4/24	N1	L	2-3	Wofford
4/25	N1	T ⁽¹⁷⁾	0-0	Furman
4/27	A	W	16-6	Duke
4/28	A	L	4-5	Duke
4/29	A	W	2-0	# Virginia Military
5/1	A	L	7-10	Virginia Tech
5/5	N1	W	5-4	Auburn

5/6	H	L	1-9	Auburn ⁽¹⁾
5/6	H	L	1-3	Auburn ⁽²⁾
5/8	H	W	3-0	Duke
5/9	H	W	13-3	Duke
5/12	N1	L	0-4	South Carolina
5/13	N1	W	7-5	South Carolina

\$ - first baseball game played on Riggs Field;
- no-hit game; N1 - Anderson, SC

1917 (13-13)

Head Coach: Country Morris (1st)

Date	St	W-L	Score	Opponent
3/28	H	L	3-9	West Virginia Wesleyan
3/29	H	L	5-6	West Virginia Wesleyan
3/30	H	W	2-1	Erskine
3/31	A	W	3-0	Erskine
4/2	A	L	1-2	South Carolina
4/3	A	W	18-2	South Carolina
4/6	H	W	2-1	Wofford
4/7	H	W	9-2	Oglethorpe
4/10	H	W	15-1	Furman
4/13	A	L ⁽¹³⁾	0-1	Presbyterian
4/14	A	W	6-3	Newberry
4/16	H	W	4-2	South Carolina
4/17	H	W	6-3	South Carolina
4/20	N1	W	2-1	Georgia
4/21	N1	L	2-3	Georgia
4/25	H	L	2-3	Georgia Tech
4/26	H	L	1-5	Georgia Tech
5/4	A	L	0-7	Auburn
5/5	A	L	3-8	Auburn
5/6	A	W ⁽⁷⁾	7-4	Auburn
5/8	A	L	3-5	Mercer ⁽¹⁾
5/8	A	L ⁽⁷⁾	1-2	Mercer ⁽²⁾
5/9	A	L	2-8	Georgia
5/12	H	L	1-2	Newberry
5/17	A	W	1-0	Wofford
5/18	A	W	7-5	Wofford

N1 - Anderson, SC

1918 (11-6)

Head Coach: Edward Donahue (1st)

Date	St	W-L	Score	Opponent
4/5	H	L	1-2	North Carolina
4/10	H	W ⁽¹¹⁾	4-3	Wofford
4/12	H	L	2-3	Oglethorpe
4/13	H	W	7-6	Oglethorpe
4/16	H	W	7-2	Wake Forest
4/20	A	W	8-3	Furman
4/23	H	W	6-5	Georgia
4/24	H	L	0-2	Georgia
4/27	H	W	3-2	Erskine
5/2	H	L	1-2	Guilford
5/3	H	L	2-5	Guilford

5/6	A	W	8-3	Oglethorpe
5/7	A	W	7-3	Oglethorpe
5/9	H	W ⁽⁸⁾	7-0	Furman
5/16	A	W	3-0	Wofford
5/17	A	W	3-2	South Carolina
5/18	A	L ⁽¹²⁾	2-3	South Carolina

1919 (6-15-1)

Head Coach: Edward Donahue (2nd)

Date	St	W-L	Score	Opponent
3/25	H	L	0-2	Furman
4/5	A	L	0-5	Georgia Tech ⁽¹⁾
4/5	A	L ⁽⁷⁾	3-9	Georgia Tech ⁽²⁾
4/7	A	L	0-1	Georgia
4/10	A	L	0-9	Georgia
4/12	H	L	4-6	Newberry
4/14	H	L	2-8	Duke
4/15	H	L ⁽¹²⁾	1-3	Duke
4/18	H	L	2-8	Alabama
4/19	H	W ⁽¹¹⁾	4-3	Alabama
4/23	H	L	6-7	Georgia
4/24	H	T ⁽¹¹⁾	2-2	Georgia
4/25	H	L	1-2	South Carolina
4/26	H	W	8-2	South Carolina
4/28	H	L	1-2	Presbyterian
5/1	N1	L	1-6	Erskine
5/6	H	L	7-10	Wofford
5/9	H	W	8-3	The Citadel
5/14	A	L	0-3	Erskine
5/15	A	W	3-1	Newberry
5/16	A	W	4-0	South Carolina
5/17	A	W	1-0	South Carolina

N1 - Anderson, SC

1920 (4-15)

Head Coach: Country Morris (2nd)

Date	St	W-L	Score	Opponent
4/2	H	L	2-6	Georgia
4/3	H	L	0-3	Georgia
4/5	H	L ⁽⁷⁾	0-10	Auburn
4/6	H	L	2-15	Auburn
4/10	A	L ⁽¹²⁾	4-5	Furman
4/15	A	L	0-1	Newberry
4/16	A	W ⁽⁸⁾	14-9	South Carolina
4/17	A	W	14-5	South Carolina
4/23	A	L	1-2	Georgia Tech
4/24	A	L ⁽¹⁰⁾	4-5	Georgia Tech
4/27	H	W	6-2	Presbyterian
4/29	H	L	3-6	Elon
5/1	H	L	0-3	Erskine
5/4	H	L	0-5	Wofford
5/8	A	L	5-7	Presbyterian
5/11	H	W	5-3	South Carolina
5/12	H	L	5-8	South Carolina
5/14	A	L	1-5	Georgia
5/15	A	L	0-8	Georgia

1921 (5-14)

Head Coach: Larry Conover (1st)

Date	St	W-L	Score	Opponent
3/25	H	L ⁽¹⁰⁾	1-2	Georgia
3/26	H	L	2-10	Georgia
4/1	A	L	0-7	Georgia Tech
4/2	A	L	0-10	Georgia Tech
4/5	H	W	3-2	Erskine
4/8	A	L	1-12	Auburn
4/9	A	L	1-12	Auburn
4/13	H	L	1-4	Furman
4/15	N1	L	2-8	Newberry
4/20	A	L	1-2	Furman
4/21	H	L	3-5	Wake Forest
4/26	H	L	4-6	Davidson
4/27	H	W	8-0	Presbyterian
5/4	H	W ⁽¹²⁾	1-0	N.C. State
5/5	H	W	5-0	South Carolina
5/6	A	L	4-7	Wofford
5/7	A	W	6-1	Presbyterian
5/11	A	L	3-5	Erskine
5/12	A	L	0-5	Newberry

N1 - Greenwood, SC



Clemson played its home games on Bowman Field in front of Tillman Hall from 1896 through 1915. Today, the field is a haven for students.

2007 CLEMSON BASEBALL



All-Time Results

1922 (11-8)

Head Coach: L.V.H. Durfee (1st)

Date	St	W-L	Score	Opponent
3/24	A	L	4-9	Georgia Tech
3/25	A	L	2-6	Georgia Tech
4/1	A	W	7-6	Georgia Tech
4/3	H	W	5-0	Presbyterian
4/6	A	L	1-2	Georgia
4/7	A	L	1-2	Georgia
4/8	H	W	11-3	The Citadel
4/12	N1	W	4-1	Wofford
4/14	H	W	6-0	Erskine
4/15	A	L	1-8	Furman
4/21	A	W	3-0	Presbyterian
4/22	A	W	8-3	Presbyterian
4/26	H	W	3-1	South Carolina
4/27	H	W	4-3	Davidson
5/2	H	W	7-1	Wofford
5/4	N1	W	5-1	Erskine
5/11	H	L	0-4	Furman
5/12	A	L	8-9	Newberry
5/13	A	L	4-8	South Carolina

N1 - Anderson, SC

1923 (12-6-1)

Head Coach: L.V.H. Durfee (2nd)

Date	St	W-L	Score	Opponent
3/30	H	W	8-0	Furman
3/31	A	W	3-0	Furman
4/3	H	W	6-2	Maryland
4/5	H	W	2-0	Erskine
4/6	H	L	2-6	Georgia
4/7	H	W	2-1	Georgia
4/9	H	W	17-1	Presbyterian
4/12	H	L	0-9	Duke
4/14	A	W	6-1	Furman
4/19	A	L	4-6	Alabama
4/23	A	W	4-0	Erskine
4/25	H	L	4-12	Virginia Tech
4/26	H	L	2-3	Davidson
4/27	H	W	4-3	Newberry
4/30	H	T ⁽¹³⁾	3-3	Furman
5/3	H	W	5-3	The Citadel
5/4	A	W	3-0	Newberry
5/7	H	L	0-1	Mississippi College
5/8	H	W	4-1	Mississippi College

1924 (6-10)

Head Coach: L.V.H. Durfee (3rd)

Date	St	W-L	Score	Opponent
3/28	H	L	5-19	Georgia
3/29	H	L	4-11	Georgia
4/15	A	L	1-4	Furman
4/16	H	L	4-7	Presbyterian
4/17	H	W	6-0	South Carolina
4/19	A	L	0-7	Wofford
4/22	N1	L	4-11	Furman
4/26	H	L	1-14	Oglethorpe

4/28	H	L	7-12	Wofford
5/3	H	L	3-7	Furman
5/5	H	W	4-1	Erskine
5/7	A	W	4-1	Erskine
5/8	N2	W	4-1	Presbyterian
5/9	A	L	2-7	Newberry
5/10	A	W	8-7	South Carolina
5/12	N2	W	10-3	The Citadel

\$ - no-hit game; N1 - Anderson, SC; N2 - Laurens, SC

1925 (11-14)

Head Coach: Thomas May (1st)

Date	St	W-L	Score	Opponent
3/20	A	L	0-4	Georgia Tech
3/21	A	L	0-6	Georgia Tech
3/30	A	L	1-7	Georgia
3/31	A	L	0-6	Georgia
4/2	H	W	7-3	North Georgia
4/3	H	L	6-9	North Georgia
4/4	H	W	11-2	North Georgia
4/6	H	W	5-4	Wofford
4/7	H	W	4-2	Wofford
4/11	H	L	3-7	Furman
4/13	H	L	0-5	Michigan
4/14	H	L	1-7	Michigan
4/17	H	W	3-2	Presbyterian
4/18	A	L	2-13	Wofford
4/21	H	W ⁽¹³⁾	9-8	Tennessee
4/22	A	L	4-7	Furman
4/24	H	W	6-2	South Carolina
4/29	A	W ⁽¹²⁾	2-1	Erskine
4/30	N1	L	2-9	Presbyterian
5/1	A	L	8-9	Newberry
5/2	A	L	7-8	South Carolina
5/4	N2	W	7-5	Auburn
5/8	H	L	1-4	Virginia Tech
5/11	H	W ⁽¹⁰⁾	9-8	Erskine
5/13	H	W	6-4	The Citadel

N1 - Laurens, SC; N2 - Anderson, SC

1926 (8-11)

Head Coach: Cul Richards (1st)

Date	St	W-L	Score	Opponent
3/19	A	L	2-5	Georgia Tech
3/20	A	W ⁽¹⁰⁾	6-5	Georgia Tech
3/25	H	L	5-9	Furman
3/27	A	L	1-2	Furman
4/3	A	L	5-6	Wofford
4/7	A	L	0-10	Auburn
4/8	A	L	0-7	Auburn
4/13	H	W ⁽¹⁰⁾	7-6	Presbyterian
4/15	A	W ⁽¹⁰⁾	8-2	Erskine
4/16	A	L	0-4	Newberry
4/17	A	L	0-3	South Carolina
4/21	H	W	11-5	N.C. State
4/22	H	W	9-0	Davidson
4/23	H	W	8-3	The Citadel

4/26	H	W	12-0	Wofford
4/28	N1	L	1-5	Presbyterian
5/3	H	L	0-2	Newberry
5/4	H	L	2-3	Erskine
5/7	H	W	10-3	Duke

N1 - Laurens, SC

1927 (11-13-1)

Head Coach: Tink Gillam (1st)

Date	St	W-L	Score	Opponent
3/18	A	L	5-11	Georgia Tech
3/19	A	L	1-10	Georgia Tech
3/25	H	W ⁽¹⁰⁾	3-2	Erskine
3/28	H	L	7-10	Georgia
3/29	H	L	8-10	Georgia
4/1	A	L	3-6	Oglethorpe
4/2	A	L	1-5	Oglethorpe
4/8	H	W	4-3	South Carolina
4/9	H	W	10-6	Davidson
4/11	H	W	5-4	Newberry
4/13	A	L ⁽¹¹⁾	8-9	South Carolina
4/14	A	W	16-4	Newberry
4/15	A	W	12-4	Presbyterian
4/16	A	W	11-3	Erskine
4/20	H	L	5-11	Auburn
4/22	A	L	4-8	Georgia
4/23	A	L	0-9	# Georgia
4/27	H	W	6-5	Furman
4/28	H	L	6-7	Presbyterian
5/4	A	L	2-6	Auburn
5/5	A	T ⁽⁶⁾	3-3	Auburn
5/9	H	W	7-0	N.C. State
5/10	H	W	4-1	The Citadel
5/12	A	L ⁽¹⁰⁾	1-2	Furman
5/13	H	W	7-4	Wofford

- forfeited game

1928 (12-9-2)

Head Coach: Joe Guyon (1st)

Date	St	W-L	Score	Opponent
3/23	A	L	4-14	Georgia Tech
3/24	A	L	5-7	Georgia Tech
4/2	A	L	2-6	Auburn
4/3	A	T ⁽⁸⁾	6-6	Auburn
4/4	A	W	2-1	Florida
4/5	A	L	6-10	Florida
4/7	A	W	12-6	Mercer
4/12	H	L ⁽⁷⁾	2-4	Michigan ⁽¹⁾
4/13	H	L ⁽⁷⁾	2-6	Michigan ⁽²⁾
4/13	H	W	6-0	South Carolina
4/16	H	W	11-1	Presbyterian
4/17	A	W	6-3	Newberry
4/18	A	T ⁽¹¹⁾	3-3	South Carolina
4/21	A	W	7-3	The Citadel
4/24	A	L	1-4	Erskine
4/26	H	W	6-0	Presbyterian
4/27	H	W	6-2	Newberry
4/30	A	W ⁽¹⁰⁾	8-6	Furman
5/2	H	L	3-11	Auburn
5/3	H	L	6-9	Auburn
5/4	H	W	6-5	Auburn
5/9	H	W	7-2	Furman
5/11	H	W	4-3	Erskine

1929 (15-11-1)

(State Champions)

Head Coach: Joe Guyon (2nd)

Date	St	W-L	Score	Opponent
3/22	A	L	3-5	Georgia
3/23	A	L	2-4	Georgia
4/1	H	L ⁽¹¹⁾	0-2	South Carolina
4/3	A	L	1-2	Wofford
4/5	H	L	3-4	Georgia
4/6	H	W	9-7	Georgia
4/10	H	L	3-10	Michigan
4/11	H	L	4-16	Michigan
4/12	A	L	2-5	Georgia Tech
4/13	A	W	7-4	Georgia Tech
4/15	A	T ⁽¹²⁾	6-6	Auburn
4/16	A	W	4-3	Auburn

4/17	A	L	2-9	Oglethorpe
4/18	A	W	4-2	Oglethorpe
4/20	A	W	10-3	Furman
4/23	H	W	3-0	Newberry
4/24	H	W ⁽¹⁰⁾	6-5	Presbyterian
4/26	H	W	3-0	Erskine
4/27	H	W	6-1	Furman
4/29	H	W	3-2	Wofford
4/30	H	L	4-5	Oglethorpe
5/3	A	W ⁽¹⁰⁾	1-0	Erskine
5/7	A	W	7-1	Presbyterian
5/8	A	W	3-0	Newberry
5/9	A	L	6-8	South Carolina
5/11	A	W ⁽⁷⁾	4-0	The Citadel ⁽¹⁾
5/11	A	W ⁽⁷⁾	6-5	The Citadel ⁽²⁾

1930 (9-14)

Head Coach: Joe Guyon (3rd)

Date	St	W-L	Score	Opponent
3/28	A	L	9-10	Georgia Tech
3/29	A	L	1-4	Georgia Tech
3/31	A	L	3-7	Oglethorpe
4/1	A	L	4-5	Oglethorpe
4/4	A	W	8-5	Wofford
4/5	H	L	4-7	Erskine
4/7	H	L	2-5	Florida
4/8	H	W	9-3	Florida
4/11	H	W	11-5	Wofford
4/15	A	W	4-3	Furman
4/17	H	L	4-8	Newberry
4/19	H	W	4-1	South Carolina ⁽¹⁾
4/19	H	L	2-9	South Carolina ⁽²⁾
4/22	H	W	7-6	Furman
4/26	A	W	9-6	The Citadel
4/28	A	L	2-18	South Carolina
4/29	A	L ⁽¹⁰⁾	3-5	South Carolina
4/30	A	W	15-0	Newberry
5/1	A	L	7-9	Presbyterian
5/2	A	L ⁽¹¹⁾	4-5	Erskine
5/5	H	L ⁽¹¹⁾	3-4	Auburn
5/6	H	L ⁽¹⁰⁾	10-14	Auburn
5/9	N1	W	12-6	The Citadel

N1 - Anderson, SC

1931 (6-2)

Head Coach: Joe Guyon (4th)

Date	St	W-L	Score	Opponent
4/9	H	W	6-3	Newberry
4/30	H	W	14-4	Davidson
5/2	A	L	1-10	South Carolina
5/4	A	W	6-2	The Citadel
5/11	H	W	6-1	The Citadel
5/12	H	W	3-2	The Citadel
5/13	H	W	5-4	South Carolina
5/14	H	L	1-5	South Carolina

Note: Clemson's season was shortened due to an outbreak of meningitis on campus in April.

1932 (14-6)

Head Coach: Jess Neely (1st)

Date	St	W-L	Score	Opponent
3/24	H	L	3-4	Georgia
3/25	H	L	8-11	Georgia
4/4	H	W	9-3	Newberry
4/5	H	L	2-3	Newberry
4/7	A	W	7-1	Presbyterian
4/15	A	L	0-4	South Carolina
4/16	A	W	10-4	South Carolina
4/18	A	W	14-1	Erskine
4/19	A	W ⁽¹⁰⁾	2-1	Erskine
4/21	H	W	14-5	Presbyterian ⁽¹⁾
4/21	H	W ⁽⁷⁾	14-1	Presbyterian ⁽²⁾
4/22	H	W ⁽¹⁰⁾	12-11	Presbyterian
4/26	H	W	13-9	South Carolina ⁽¹⁾
4/26	H	L ⁽⁷⁾	2-5	South Carolina ⁽²⁾
5/3	A	W	10-4	Newberry
5/4	A	L	2-4	Newberry
5/9	H	W	13-10	Erskine
5/10	H	W	3-0	Erskine



The 1929 Tigers, led by Head Coach Joe Guyon, were 15-11-1 and named "State Champions" thanks to winning 12 of its last 14 games.

All-Time Results

C

5/12 H W 10-9 South Carolina
5/13 H W 6-5 South Carolina

1933 (11-11)

Head Coach: Jess Neely (2nd)

Date	St	W-L	Score	Opponent
3/24	H	L	11-14	Georgia
3/27	H	W ⁽⁶⁾	5-4	Furman
3/28	H	L ⁽⁶⁾	9-11	Furman
3/30	A	L	4-5	South Carolina
3/31	A	L	0-6	South Carolina
4/3	N1	W	11-4	Erskine
4/4	N1	L	4-5	Erskine
4/6	A	W	13-7	Presbyterian
4/7	A	L	3-8	Presbyterian
4/10	H	W	9-2	Newberry
4/11	H	W	6-5	Newberry
4/13	A	L	4-6	Furman
4/14	H	W	4-1	Furman
4/17	H	L	3-4	South Carolina
4/20	A	L	0-3	# Erskine
4/21	H	W	6-3	Erskine
4/25	H	W	15-11	Presbyterian ⁽¹⁾
4/25	H	W ⁽⁷⁾	3-0	Presbyterian ⁽²⁾
4/27	A	L	8-9	Newberry
4/28	A	W	6-1	Newberry
5/1	A	W	9-8	Furman
5/2	H	L ⁽⁷⁾	1-4	Furman

- no-hit game; N1 - Anderson, SC

1934 (8-8-1)

Head Coach: Jess Neely (3rd)

Date	St	W-L	Score	Opponent
3/30	H	L	6-7	Duke
3/31	H	W	10-5	Duke
4/4	H	L	9-11	Newberry
4/5	H	L	7-8	Furman
4/7	H	T ⁽¹¹⁾	7-7	N.C. State
4/9	A	W	15-8	Presbyterian
4/10	A	W	5-3	Erskine
4/12	H	L	1-8	South Carolina
4/21	A	L	7-8	Furman
4/24	H	W ⁽¹²⁾	3-2	Erskine
4/26	H	W	8-2	Presbyterian
4/27	A	L	4-5	Newberry
5/1	H	W	5-0	Wofford
5/2	A	L	4-6	South Carolina
5/3	A	W	9-6	Wofford
5/7	N1	W	5-2	Georgia
5/8	N1	L	3-4	Georgia


N1 - Gainesville, GA

1935 (16-7-1)

(State Champions)

Head Coach: Jess Neely (4th)

Date	St	W-L	Score	Opponent
3/25	H	W	5-0	Michigan State
3/30	A	L	1-5	N.C. State
4/1	A	L	8-12	Duke ⁽¹⁾
4/1	A	W ⁽⁷⁾	3-0	Duke ⁽²⁾
4/5	H	W	4-0	Georgia Tech
4/9	H	W	10-2	Presbyterian
4/12	A	L	0-2	Georgia
4/13	A	W	4-3	Georgia
4/15	A	W	12-3	Wofford
4/16	H	W	5-4	South Carolina
4/19	H	W	7-2	Georgia
4/20	H	W	6-4	Georgia
4/22	H	L	1-7	Newberry
4/24	A	T ⁽¹⁰⁾	4-4	Furman
4/25	H	W	5-1	Wofford
4/26	A	W	10-2	Georgia Tech
4/27	A	L	0-6	Georgia Tech ⁽¹⁾
4/27	A	L ⁽⁷⁾	1-2	Georgia Tech ⁽²⁾
4/30	H	W	5-0	Erskine
5/1	A	W	6-3	Presbyterian
5/2	A	W	4-2	Erskine
5/7	H	W	3-2	Furman ⁽¹⁾
5/7	H	W ⁽⁷⁾	1-0	Furman ⁽²⁾
5/9	A	L	0-2	South Carolina



The 1935 Clemson team posted a 16-7-1 overall record and 10-1 home record under fourth-year Head Coach Jess Neely.

1936 (6-11)

Head Coach: Jess Neely (5th)

Date	St	W-L	Score	Opponent
3/30	H	L	0-18	Michigan State
4/3	H	L ⁽⁷⁾	0-6	Georgia ⁽¹⁾
4/3	H	L	3-8	Georgia ⁽²⁾
4/11	H	L	3-6	Erskine
4/13	A	L	0-6	Erskine
4/16	H	L	4-9	Cincinnati
4/17	H	W	10-8	Presbyterian
4/20	H	W	7-1	The Citadel
4/21	H	W	6-1	The Citadel
4/24	A	W	7-1	^ South Carolina
4/28	A	L ⁽⁷⁾	2-6	Presbyterian
5/1	H	L	5-12	N.C. State
5/5	H	L	5-6	South Carolina
5/8	A	L	2-6	Georgia
5/9	A	W	5-4	Georgia
5/11	H	W	2-0	Newberry
5/13	A	L	0-3	Newberry

^ - Clemson's first night game

1937 (7-12)

Head Coach: Jess Neely (6th)

Date	St	W-L	Score	Opponent
3/30	H	L	1-8	Ohio
4/2	H	L	1-13	Georgia
4/3	H	W	3-2	Georgia
4/7	A	L	3-23	Erskine
4/9	A	L	0-5	Newberry
4/10	A	L	2-3	Wofford
4/12	A	L	7-10	The Citadel
4/13	A	L	0-3	The Citadel
4/15	A	W	5-4	Presbyterian
4/16	H	L	2-5	Furman
4/20	H	W	6-5	Erskine
4/22	H	L	0-1	Newberry
4/24	H	W	9-4	Wofford
4/27	A	L	3-4	South Carolina
5/3	A	W	11-9	Georgia
5/4	A	W	6-1	Georgia
5/6	A	L	5-6	Presbyterian
5/8	H	L	4-5	South Carolina
5/10	A	W	14-8	Furman

1938 (6-12)

Head Coach: Jess Neely (7th)

Date	St	W-L	Score	Opponent
3/31	A	W	9-5	Wofford
4/4	A	L	5-9	Newberry
4/6	H	W	7-6	Erskine
4/8	A	L	11-14	Georgia
4/11	N1	L	3-4	Erskine
4/13	H	W	4-2	Presbyterian
4/15	H	W	10-8	Newberry
4/16	H	L ⁽¹⁰⁾	5-6	Davidson
4/19	H	L	5-7	Georgia
4/22	A	W	15-5	Presbyterian
4/25	H	L	0-3	The Citadel
4/26	H	L	2-10	The Citadel
4/28	A	L	7-14	Furman
5/2	A	L	2-7	Davidson

5/3	H	L	3-12	South Carolina
5/9	H	W	6-1	Wofford
5/10	A	L	0-3	South Carolina
5/11	H	L	4-6	Furman

N1 - Anderson, SC

1939 (10-7)

Head Coach: Randy Hinson (1st)

Date	St	W-L	Score	Opponent
4/3	A	L	0-6	Georgia
4/4	A	L	4-27	Georgia
4/8	H	W	12-7	Ohio
4/10	H	L	7-11	Georgia
4/14	H	W	4-1	Newberry
4/15	A	L	0-2	Erskine
4/18	A	W	2-0	Wofford
4/20	H	W	10-7	Wofford
4/22	H	W	10-7	Presbyterian
4/27	H	W	9-7	South Carolina
4/29	A	L	2-11	Newberry
5/1	A	W ⁽¹⁰⁾	7-5	South Carolina
5/2	A	W	4-0	The Citadel
5/3	A	L	2-7	The Citadel
5/5	H	L	4-6	Erskine
5/12	A	W	9-7	Furman
5/13	H	W	8-4	Furman

1940 (12-2-2)

Head Coach: Randy Hinson (2nd)

Date	St	W-L	Score	Opponent
3/23	H	W	15-2	Davidson
3/25	H	T ⁽⁷⁾	3-3	Michigan State
4/1	H	W	13-7	Wofford
4/6	A	W ⁽¹⁰⁾	6-5	Erskine
4/11	A	W	7-6	South Carolina
4/15	H	W	11-5	Presbyterian
4/18	A	T	13-13	Furman
4/23	H	L	3-4	Erskine
4/26	H	W	7-1	South Carolina
4/27	A	W	12-1	Presbyterian
4/29	A	W	7-2	Wofford
5/1	H	W	16-9	Furman
5/8	N1	W	12-1	The Citadel
5/9	N1	W	18-12	The Citadel
5/11	H	L	4-10	North Carolina
5/15	A	W	8-5	Davidson

N1 - Sumter, SC

1941 (10-6)

Head Coach: Tom Rogers (1st)

Date	St	W-L	Score	Opponent
3/25	H	L	4-5	Michigan State
4/5	H	L	10-14	Presbyterian
4/8	H	L	7-12	Georgia
4/11	H	W	9-0	Furman
4/12	A	W	3-1	Erskine
4/15	A	L	2-3	Georgia
4/18	A	L	5-7	Furman
4/19	H	W	10-2	Erskine
4/22	H	W	10-1	Wofford
4/25	H	W	3-1	South Carolina
4/26	A	W	24-8	Wofford

4/28	H	W	22-0	Presbyterian
5/3	H	W	11-7	Newberry
5/6	N1	W	8-6	Georgia
5/8	A	L	3-5	South Carolina
5/10	A	W	8-1	Newberry

N1 - Elberton, GA

1942 (8-8)

Head Coach: Tom Rogers (2nd)

Date	St	W-L	Score	Opponent
3/25	H	L	3-5	Duke
3/26	H	L	3-14	Duke
3/28	H	W	14-3	Newberry
4/1	H	L	5-11	Michigan State
4/3	A	W	8-1	Erskine
4/7	A	L	6-13	Georgia
4/10	H	W	18-9	Erskine
4/14	H	W ⁽¹²⁾	9-8	Georgia
4/20	A	L ⁽¹⁰⁾	11-12	Presbyterian
4/22	A	L ⁽¹⁰⁾	3-4	Newberry
4/24	H	W	6-5	South Carolina
4/27	A	L ⁽¹⁰⁾	11-12	Furman
4/30	H	W	10-3	Wofford
5/2	A	W	13-5	Wofford
5/6	H	L	1-7	Furman
5/8	A	W	9-5	South Carolina

1943 (12-3)

Head Coach: Frank Howard (1st)

Date	St	W-L	Score	Opponent
3/31	A	W	12-4	Davidson
4/1	A	W	21-0	Davidson
4/5	H	W	13-12	Newberry
4/8	A	W	21-4	Furman
4/10	A	L	6-8	Newberry
4/14	H	W ⁽⁷⁾	19-3	Davidson
4/15	H	W	13-12	Furman
4/17	H	W	13-12	Presbyterian
4/20	A	W	8-1	Georgia
4/24	A	W	5-4	Georgia Tech
4/28	A	L	4-7	Presbyterian
4/29	H	W	8-2	Furman
5/1	H	W	20-8	Georgia
5/7	H	L	6-14	Georgia Tech
5/8	H	W ⁽¹⁰⁾	11-10	Georgia Tech

1944 (NO TEAM)

1945 (7-6)

Head Coach: Walter Cox (1st)

Date	St	W-L	Score	Opponent
3/31	H	W	14-7	Wofford
4/4	A	W	15-14	Wofford
4/6	A	W	7-5	Newberry
4/7	A	L	0-6	Newberry
4/13	A	L	7-8	Presbyterian
4/20	H	L	2-12	Presbyterian
4/21	H	L	6-12	Presbyterian
4/27	H	W	6-4	South Carolina
4/30	H	W	9-2	Wofford
5/4	A	L	7-11	South Carolina
5/5	A	L	0-4	South Carolina
5/9	A	W	4-2	Wofford
5/11	H	W	3-2	Newberry

1946 (12-5)

Head Coach: Randy Hinson (3rd)

Date	St	W-L	Score	Opponent
3/29	H	W	6-0	# Erskine
4/3	A	L	1-2	South Carolina
4/5	H	W	23-0	Georgia
4/6	H	L	9-16	Georgia
4/9	H	W	5-4	Davidson
4/12	N1	L ⁽¹¹⁾	8-9	Georgia
4/13	A	W	10-6	Georgia
4/19	H	W	8-5	Presbyterian
4/20	A	L	5-7	Newberry
4/23	A	W	4-2	Furman
4/26	A	W	5-1	Erskine
4/30	A	W	9-2	Wofford





Clemson's 1951 team had a 16-2 Southern Conference record.

5/6	H	L	1-6	Newberry
5/7	H	W	8-0	Wofford
5/11	A	W	8-3	Davidson
5/13	H	W	2-1	Furman
5/18	H	W	12-2	South Carolina

- no-hit game; N1 - Thomson, GA

1947 (24-5 Overall; 13-2 SoCon, 1st)

NCAA Southern Champions

NCAA Eastern Finals

Head Coach: Randy Hinson (4th)

Date	St	W-L	Score	Opponent
3/25	H	W	10-9	*N.C. State
3/28	H	W	10-9	*Duke
3/29	H	L	11-13	*Duke
4/3	A	W	8-2	Presbyterian
4/7	H	W	4-3	Wofford
4/8	H	W	2-1	*Davidson
4/11	A	W	4-1	*South Carolina
4/12	A	W	17-8	*South Carolina
4/17	H	W	7-2	Georgia
4/18	A	W	14-4	*The Citadel
4/21	A	L	7-8	Georgia
4/24	H	W	9-4	Newberry
4/26	A	W	10-5	Newberry
4/30	H	W ⁽⁷⁾	8-5	*The Citadel
5/2	A	W	5-4	Erskine
5/3	A	W	11-5	Wofford
5/5	H	W	19-7	*Furman
5/6	A	L	4-7	*Furman
5/9	H	W	3-2	Erskine
5/10	A	W	15-1	*Davidson
5/13	H	W	9-6	*Furman
5/14	A	W	13-3	*Furman
5/23	H	W	17-3	*South Carolina
5/24	H	W	10-8	*South Carolina
6/12	N1	W	8-3	# Auburn
6/13	N1	W	1-0	# Alabama
6/14	N1	L	2-8	# Alabama ⁽¹⁾
6/14	N1	W	4-1	# Alabama ⁽²⁾
6/20	N2	L	3-7	\$ Yale

* - SoCon game; # - NCAA Southern Playoffs; \$ - NCAA Eastern Finals; N1 - Charlotte, NC; N2 - New Haven, CT

1948 (14-12-1 Overall; 8-8-1 SoCon)

Head Coach: Walter Cox (2nd)

Date	St	W-L	Score	Opponent
3/22	H	T ⁽¹⁰⁾	8-8	*Virginia Tech
3/24	H	L	3-5	*Duke
3/25	H	L	2-3	*Duke
3/30	H	L	4-5	Ohio
4/1	H	L	1-4	*Washington & Lee
4/5	H	W	5-0	*Davidson
4/9	H	L	1-12	*North Carolina
4/10	A	L ⁽¹⁰⁾	6-7	*Davidson
4/12	A	L	2-5	Georgia
4/16	H	L	4-7	*South Carolina
4/17	H	W	11-2	*South Carolina
4/19	H	W	7-6	*Furman

4/23	H	W	9-2	Presbyterian
------	---	---	-----	--------------

4/24	A	L	4-5	Newberry
4/28	A	L	8-11	*Furman
4/30	A	W	8-1	Wofford
5/1	A	W	3-1	Erskine
5/3	H	L	1-3	*Furman
5/5	A	W	2-1	Presbyterian
5/7	H	W	16-10	Wofford
5/10	A	W	5-4	*Furman
5/14	H	W	13-9	Newberry
5/15	N1	L	2-8	Erskine
5/18	H	W	4-3	*The Citadel
5/21	A	W	7-2	*South Carolina
5/22	A	W	6-5	*South Carolina
5/25	A	W	6-4	*The Citadel

* - SoCon game; N1 - Anderson, SC

1949 (11-12 Overall; 10-5 SoCon)

Head Coach: Walter Cox (3rd)

Date	St	W-L	Score	Opponent
3/26	H	W	8-1	*Davidson
3/30	H	W	13-3	*Duke
3/31	H	L	16-18	*Duke
4/1	A	W	4-3	Presbyterian
4/4	H	L	6-12	Georgia
4/9	H	L	5-19	Presbyterian
4/15	A	L	7-9	Florida
4/16	A	L ⁽¹⁰⁾	13-14	Florida
4/18	H	L	18-20	Wofford
4/19	H	W	9-6	*Furman
4/23	A	L ⁽⁷⁾	0-2	*The Citadel ⁽¹⁾
4/23	A	W ⁽⁷⁾	5-0	*The Citadel ⁽²⁾
4/26	A	L	9-10	Newberry
4/27	A	W	16-3	*Furman
5/2	H	W ⁽¹⁰⁾	6-5	*Furman
5/4	A	L	1-3	Wofford
5/6	H	W ⁽¹¹⁾	6-5	*South Carolina
5/10	A	W ⁽¹²⁾	4-3	*Furman
5/13	H	W	10-5	*The Citadel
5/14	H	W	16-4	*The Citadel
5/16	N1	L	1-6	*N.C. State
5/20	A	L	2-4	*South Carolina
5/21	A	L	6-7	*South Carolina

* - SoCon game; N1 - Laurinburg, NC

1950 (20-11 Overall; 13-3 SoCon)

NCAA District III Playoffs

Head Coach: Walter Cox (4th)

Date	St	W-L	Score	Opponent
3/24	H	W	14-12	Michigan State
3/25	H	L	5-18	Michigan State
3/29	H	L	8-9	*Duke
3/30	H	W	17-6	*Duke
4/1	A	W	15-2	Presbyterian
4/6	N1	L	1-2	# Bradley
4/6	A	L	0-6	# Rollins
4/7	N1	W	9-1	# Bradley
4/8	A	W	13-9	# Rollins
4/11	H	W ⁽¹⁰⁾	11-10	Presbyterian
4/12	A	L	5-8	Georgia

4/15	H	W	13-11	*Davidson
4/17	H	W	7-3	Georgia
4/18	H	W	12-0	*Furman
4/21	A	W	16-4	*The Citadel
4/22	A	W ⁽¹⁰⁾	7-5	*The Citadel
4/26	A	W	10-3	*Furman
4/29	A	L	4-6	*Davidson
5/1	H	W	21-6	*Furman
5/5	A	W	14-5	*South Carolina
5/6	A	L	2-10	*South Carolina
5/9	A	W	11-7	*Furman
5/12	H	W	19-10	*The Citadel
5/13	H	W	12-11	*The Citadel
5/15	H	W ⁽¹¹⁾	8-7	*South Carolina
5/16	H	W	18-9	*South Carolina
5/26	N2	L	2-14	+Wake Forest
5/26	N2	W	1-0	+Virginia Tech
5/27	N2	L	2-3	+Maryland
6/8	N3	L	1-6	\$Alabama
6/9	N3	L	2-4	\$Kentucky

* - SoCon game; # - Rollins Invitational; + - SoCon Tournament; \$ - NCAA District III Playoffs; N1 - Winter Park, FL; N2 - Greensboro, NC; N3 - Kannapolis, NC

1951 (18-7 Overall; 16-2 SoCon)

Head Coach: Walter Cox (5th)

Date	St	W-L	Score	Opponent
3/23	A	L	9-10	Rollins
3/24	A	L	2-5	Rollins
3/26	H	L	7-8	Michigan State
3/27	H	L	6-16	Michigan State
4/4	A	W	4-1	Erskine
4/7	A	W	12-5	*Davidson
4/9	H	W	8-6	*South Carolina
4/10	H	W	11-1	*South Carolina
4/14	A	W	15-5	*The Citadel ⁽¹⁾
4/14	A	W ⁽⁷⁾	3-1	*The Citadel ⁽²⁾
4/17	H	W	26-13	*Furman
4/20	H	W	7-6	*The Citadel
4/21	H	W	12-3	*The Citadel
4/25	A	W	10-8	*Furman
4/26	A	W	4-3	*Duke
4/27	A	W	4-3	*North Carolina
4/28	A	L	5-7	*N.C. State
4/30	H	W	6-1	*Furman
5/4	H	W	20-2	*Davidson
5/5	H	L ⁽¹⁰⁾	8-12	*Wake Forest
5/8	A	W	12-2	*Furman
5/11	N1	W	12-4	*South Carolina
5/12	A	W ⁽⁷⁾	16-5	*South Carolina
5/18	N2	W	6-2	+West Virginia
5/19	N2	L	0-5	+Duke

* - SoCon game; + - SoCon Tournament; N1 - Orangeburg, SC; N2 - Greensboro, NC

1952 (10-12 Overall; 10-10 SoCon)

Head Coach: Bob Smith (1st)

Date	St	W-L	Score	Opponent
3/24	H	L	3-13	Michigan State
3/25	H	L ⁽⁸⁾	1-5	Michigan State
3/28	H	L	8-14	*Duke
3/29	H	W	10-9	*Duke
4/2	H	W	21-5	*Davidson
4/4	N1	W	5-2	*South Carolina
4/5	A	L	4-6	*South Carolina
4/7	H	L	5-12	*Wake Forest
4/8	H	L	14-16	*Wake Forest
4/12	A	L	3-4	*Davidson
4/14	A	L	2-6	*Duke
4/15	A	L	7-11	*Wake Forest
4/18	H	L	5-8	*The Citadel
4/19	H	W	14-4	*The Citadel
4/23	H	W	4-2	*Furman
4/25	H	L	3-4	*North Carolina
4/29	A	L ⁽¹⁵⁾	4-5	*Furman
5/3	A	W ⁽¹⁰⁾	6-4	*The Citadel ⁽¹⁾
5/3	A	W ⁽⁷⁾	6-4	*The Citadel ⁽²⁾
5/5	H	W ⁽¹⁰⁾	12-11	*Furman ⁽¹⁾
5/5	H	W ⁽⁷⁾	5-4	*Furman ⁽²⁾

5/9	H	W	3-1	*South Carolina
-----	---	---	-----	-----------------

* - SoCon game; N1 - Orangeburg, SC

1953 (11-6 Overall; 11-6 SoCon)

Head Coach: Bob Smith (2nd)

Date	St	W-L	Score	Opponent
3/24	H	W ⁽⁷⁾	4-3	*The Citadel ⁽¹⁾
3/24	H	W ⁽⁸⁾	11-7	*The Citadel ⁽²⁾
3/26	H	L	4-5	*Duke
4/3	A	L	4-5	*North Carolina
4/4	A	W	8-4	*N.C. State
4/8	A	W	15-1	*Furman
4/10	H	W ⁽⁷⁾	7-0	*Davidson ⁽¹⁾
4/10	H	W	6-4	*Davidson ⁽²⁾
4/13	H	W	13-4	*South Carolina
4/14	H	L	7-9	*South Carolina
4/22	H	W ⁽¹⁴⁾	13-12	*Furman
4/25	A	L ⁽⁷⁾	4-6	*Furman
5/1	N1	W	5-0	*The Citadel
5/2	A	L	1-5	*The Citadel
5/8	A	W	2-0	*South Carolina
5/9	A	L	4-13	*South Carolina
5/11	N2	W	3-1	*Furman

* - SoCon game; # - no-hit game; N1 - Orangeburg, SC; N2 - Anderson, SC

1954 (14-10 Overall; 8-4 ACC, 1st)

ACC Champion

Head Coach: Bob Smith (3rd)

Date	St	W-L	Score	Opponent
3/22	A	W	3-2	Florida
3/23	A	L	9-10	Florida
3/26	N1	W ⁽⁶⁾	7-4	Ohio State
3/26	A	L	0-3	Rollins
3/27	N1	L	5-11	Ohio State
3/29	H	W	19-4	Washington & Lee
3/30	H	W	22-2	Washington & Lee
4/2	H	W	5-1	*N.C. State
4/3	H	W	8-4	*N.C. State
4/8	A	W	5-2	Furman
4/13	A	W	10-1	*South Carolina
4/15	A	W	5-3	*Wake Forest
4/20	A	W	5-0	*Wake Forest
4/23	A	W	5-4	*Duke
4/24	A	L	0-11	*Duke
4/30	H	W ⁽¹⁰⁾	4-3	*North Carolina
5/1	H	L	8-10	*North Carolina
5/4	H	W	2-0	*South Carolina
5/8	A	L	2-3	*Maryland ⁽¹⁾
5/8	A	L	0-3	*Maryland ⁽²⁾
5/12	H	L	9-13	Furman
5/15	N2	W	11-0	Newberry
5/22	H	L	10-11	\$Virginia Tech
5/24	A	L	1-7	\$Virginia Tech

* - ACC game; \$ - NCAA District III Playoffs; N1 - Winter Park, FL; N2 - Joanna, SC

1955 (7-11 Overall; 5-9 ACC, 7th)

Head Coach: Bob Smith (4th)

Date	St	W-L	Score	Opponent
3/29	N1	W	5-3	*Duke
4/2	H	L ⁽⁷⁾	2-3	*N.C. State
4/7	H	W	3-2	*Virginia
4/8	H	W	11-8	*Virginia
4/12	H	L	4-18	*Maryland ⁽¹⁾
4/12	H	L ⁽⁷⁾	2-11	*Maryland ⁽²⁾
4/15	A	L	4-6	Georgia Tech
4/16	A	W	8-4	Georgia Tech
4/19	A	W	7-2	Furman
4/22	A	L	3-10	*Duke
4/23	A	W	4-3	*North Carolina
4/25	A	L	4-11	*Wake Forest
4/26	A	W	12-10	*N.C. State
4/30	H	L	3-4	*South Carolina
5/6	H	L	11-15	*Wake Forest
5/7	H	L	8-11	*North Carolina
5/11	A	L	2-9	*South Carolina
5/14	H	L	7-8	Furman

* - ACC game; N1 - Anderson, SC

1956 (4-14-2 Overall; 2-10-2 ACC, 7th)

Head Coach: Bob Smith (5th)

Date	St	W-L	Score	Opponent
3/23	H	L	11-13	The Citadel
3/24	H	W	15-14	The Citadel
3/26	H	T	11-11	*Duke
3/30	A	L	3-7	*Virginia
3/31	A	L	6-9	*Virginia
4/2	A	W ⁽¹⁰⁾	6-4	*Maryland
4/9	A	L	4-5	Furman
4/13	H	L	7-10	*N.C. State
4/14	H	T ^(4 1/2)	6-6	*Wake Forest
4/18	H	L	6-21	Georgia Tech
4/20	A	L ⁽⁷⁾	0-6	*Duke ⁽¹⁾
4/20	A	L ⁽⁷⁾	3-8	*Duke ⁽²⁾
4/21	A	L	2-4	*North Carolina
4/25	A	L	1-2	Georgia Tech
4/27	A	W	5-1	*South Carolina
4/30	H	L	9-18	*North Carolina
5/3	H	W	4-2	Furman
5/7	A	L ⁽⁸⁾	0-14	*Wake Forest
5/8	A	L	1-5	*N.C. State
5/11	H	L	3-12	*South Carolina

* - ACC game

1957 (6-12 Overall; 3-11 ACC, 8th)

Head Coach: Bob Smith (6th)

Date	St	W-L	Score	Opponent
3/29	H	L	2-6	*Virginia
3/30	H	W	6-3	*Maryland
4/6	H	W	6-3	Furman
4/9	H	L	2-6	*Duke
4/12	H	L	5-6	*N.C. State
4/13	H	L	6-9	*Wake Forest
4/17	A	L	1-2	*North Carolina
4/19	A	L	2-6	*Duke
4/22	A	L	2-8	*N.C. State
4/23	A	L	1-6	*Wake Forest
4/27	A	L	3-4	*South Carolina
4/29	H	W	4-3	*North Carolina
5/1	A	L	3-5	Furman
5/6	A	W	5-0	Georgia Tech
5/7	H	W ⁽¹⁰⁾	7-6	Georgia Tech
5/10	A	L	2-4	*Maryland
5/11	A	L	3-8	*Virginia
5/14	H	W	10-6	*South Carolina

* - ACC game

1958 (22-8 Overall; 12-3 ACC, 1st)

ACC Champion

College World Series Participant

Head Coach: Bill Wilhelm (1st)

Date	St	W-L	Score	Opponent
3/24	H	W ⁽⁷⁾	7-5	Michigan State
3/27	A	W	9-1	Furman
3/31	A	W ⁽¹¹⁾	5-4	The Citadel
4/2	H	W	23-9	The Citadel
4/3	H	L	2-3	Michigan State
4/4	H	W	10-1	*Virginia
4/5	H	W	6-2	*Maryland
4/8	A	L	1-8	Georgia Tech
4/9	H	W	2-1	*North Carolina
4/14	A	W	10-4	*Virginia
4/15	A	W	13-4	*Maryland
4/16	A	W	6-5	*N.C. State
4/17	H	W	12-8	*Wake Forest
4/21	H	W	5-3	*South Carolina
4/25	A	L	1-2	*North Carolina
4/26	A	L	4-5	*Wake Forest
5/1	A	W	8-1	*Duke
5/3	A	W	15-11	*N.C. State
5/8	H	W	11-6	Furman
5/9	A	W	9-2	*South Carolina
5/12	A	L	1-7	*Duke
5/19	N1	W	4-1	^North Carolina
6/5	N1	L	6-8	\$Florida
6/7	N1	W	4-2	\$George Washington
6/7	N1	W ⁽¹⁰⁾	8-5	\$Florida State
6/9	N1	W	15-14	\$Florida ⁽¹⁾
6/9	N1	W	3-1	\$Florida ⁽²⁾

6/14	N2	W	4-1	!Arizona
6/15	N2	L	4-17	!Holy Cross
6/16	N2	L	3-5	!Western Michigan

* - ACC game; ^ - ACC Playoffs; \$ - NCAA District III Playoffs; ! - College World Series; N1 - Gastonia, NC; N2 - Omaha, NE

1959 (24-8 Overall; 11-5 ACC, 1st)

ACC Champion


College World Series Participant

Ranked #7 by Collegiate Baseball

Head Coach: Bill Wilhelm (2nd)

Date	St	W-L	Score	Opponent
3/23	H	W	8-6	The Citadel
3/26	H	W	6-1	Massachusetts
3/27	H	W	13-1	*Virginia
3/28	N1	W	9-2	*Maryland
3/30	A	W	8-2	Georgia
3/31	H	W	16-8	Adelphi
4/1	H	W	4-3	*Wake Forest
4/3	A	W	11-0	*South Carolina
4/4	A	W	6-4	Furman
4/6	H	L	3-6	*North Carolina
4/7	H	L	7-8	*N.C. State
4/14	A	L	3-7	*Maryland
4/15	A	L	3-4	*Virginia
4/24	A	W	2-1	*North Carolina
4/25	A	W	6-5	*Wake Forest
4/28	H	W	2-1	Georgia
4/30	A	W	12-7	*Duke
5/1	A	W	10-0	*Duke
5/2	A	L	2-9	*N.C. State
5/4	H	W	5-2	Georgia Southern
5/5	H	L	1-2	Georgia Southern
5/8	H	W	10-1	*Furman
5/9	A	W	6-2	Oglethorpe
5/12	H	W	10-1	*South Carolina
5/16	N2	W	4-2	^Wake Forest
5/18	N3	W	9-7	^North Carolina
6/4	N3	W	9-6	\$Georgia Tech
6/5	N3	W	24-2	\$Florida State
6/6	N3	W	5-0	\$Florida State
6/13	N4	L ⁽¹²⁾	2-3	!Arizona
6/14	N4	W	7-1	!Colorado State
6/15	N4	L	0-7	!Penn State

* - ACC game; ^ - ACC Playoffs; \$ - NCAA District III Playoffs; ! - College World Series; N1 - Orangeburg, SC; N2 - Thomasville, NC; N3 - Gastonia, NC; N4 - Omaha, NE



Joey Taylor became the first Tiger player in history to hit three doubles in a game in Clemson's 27-17 victory over South Carolina on May 8, 1962.

1960 (11-10-1 Overall; 7-6 ACC, 4th)

Head Coach: Bill Wilhelm (3rd)

Date	St	W-L	Score	Opponent
3/21	A	T	7-7	Georgia Southern
3/22	A	W ⁽⁸⁾	15-4	Georgia Southern
3/25	H	L	5-8	The Citadel
3/26	H	W	16-6	The Citadel
3/31	H	W	10-0	Georgia Tech
4/2	H	W	11-10	Georgia
4/8	H	W	15-5	*Virginia
4/9	H	L	5-20	*Maryland
4/15	A	W	4-0	*North Carolina
4/16	A	L	0-5	*N.C. State
4/19	A	W	6-2	*Virginia
4/23	H	W	12-10	*South Carolina
4/25	A	L	1-4	Georgia
5/2	H	W	15-5	*Wake Forest ⁽¹⁾
5/2	H	L ⁽⁷⁾	2-3	*Wake Forest ⁽²⁾
5/3	H	W	6-1	*Duke
5/4	H	W	4-2	*Duke
5/5	A	L	1-2	*South Carolina
5/9	H	L	3-6	*North Carolina
5/10	H	L ⁽¹⁰⁾	7-8	*N.C. State
5/13	H	L	4-6	Furman
5/14	A	L ⁽¹¹⁾	3-4	Furman

* - ACC game

1961 (12-11 Overall; 6-8 ACC, 5th)

Head Coach: Bill Wilhelm (4th)

Date	St	W-L	Score	Opponent
3/24	A	L	4-6	The Citadel
3/25	A	W	6-4	The Citadel
4/1	H	W	9-8	*Maryland
4/1	H	W	23-9	*Virginia
4/4	A	W	5-3	Georgia
4/7	H	L	5-8	*Duke
4/8	H	L	0-5	*Wake Forest
4/11	H	W	14-9	Furman
4/14	H	L	9-17	*North Carolina
4/18	H	W	21-5	*South Carolina
4/21	A	L	7-9	*Maryland
4/22	A	W	10-6	*Virginia
4/25	A	W	3-1	*South Carolina
4/28	A	L	2-9	*North Carolina
4/29	A	L ⁽⁷⁾	1-2	*N.C. State ⁽¹⁾
4/29	A	W	11-6	*N.C. State ⁽²⁾
5/2	A	W	15-5	Georgia Tech
5/5	A	L	3-4	*Wake Forest
5/6	A	L	1-3	*Duke
5/11	H	W	20-2	Rollins
5/12	H	L ⁽⁶⁾	2-4	Rollins
5/13	N1	W	7-4	%North Carolina
5/15	A	L ⁽⁶⁾	4-5	Furman

* - ACC game; % - not counted in ACC standings; N1 - Belmont, NC

1962 (17-8 Overall; 8-6 ACC, T-3rd)

Head Coach: Bill Wilhelm (5th)

Date	St	W-L	Score	Opponent
3/20	A	L	2-10	Georgia
3/23	H	W	17-1	The Citadel
3/24	H	W	22-3	The Citadel
3/30	A	L	8-14	Florida State
4/3	H	W	6-3	Georgia
4/7	H	W	3-2	*Maryland
4/10	H	L	3-4	*Duke
4/14	A	W	3-2	*Maryland
4/16	A	W ⁽⁷⁾	11-2	*Virginia ⁽¹⁾
4/16	A	L	5-7	*Virginia ⁽²⁾
4/19	H	W	14-11	Florida State
4/20	H	W	6-4	*Wake Forest
4/21	A	W	9-6	Georgia Tech ⁽¹⁾
4/21	A	W ⁽⁷⁾	18-4	Georgia Tech ⁽²⁾
4/24	A	W	5-4	*South Carolina
4/27	A	L	5-11	*North Carolina
4/28	A	W	9-2	*N.C. State
5/2	H	W	7-3	Furman
5/4	A	L	4-20	*Wake Forest
5/5	A	L	3-7	*Duke
5/8	H	W	27-17	*South Carolina

5/11 H W 11-4 *North Carolina

5/12 H L 0-1 *N.C. State

5/14 N1 W 6-0 % Wake Forest

5/15 A W 11-1 Furman

* - ACC game; % - not counted in ACC standings; N1 - Belmont, NC

1963 (15-11 Overall; 9-5 ACC, T-2nd)

Head Coach: Bill Wilhelm (6th)

Date	St	W-L	Score	Opponent
3/21	A	L	7-10	Florida State
3/22	A	W	12-7	Florida State
3/23	A	L	3-12	Florida State
3/23	N1	W	17-4	Navy
3/27	A	W	6-4	Georgia Tech
3/29	A	W	7-4	The Citadel
3/30	A	L	3-7	#The Citadel
4/3	H	L	8-10	Georgia Tech
4/8	H	L	6-11	Georgia
4/10	A	L	2-5	Georgia
4/12	A	L	4-5	*Virginia
4/13	A	W	10-4	*Virginia
4/15	A	L	1-2	*Maryland
4/16	A	W ⁽¹³⁾	7-3	*Maryland
4/19	H	W	14-7	*N.C. State
4/20	H	W	8-2	*North Carolina
4/23	H	W	9-2	*South Carolina
4/26	A	L	5-14	*Wake Forest
4/27	A	W	5-1	*Duke
5/3	H	W	5-4	*Duke
5/4	H	L	8-14	*Wake Forest
5/7	A	W	6-5	Furman
5/10	A	W	12-11	*N.C. State
5/11	A	L	4-6	*North Carolina
5/14	A	W	5-1†	*South Carolina
5/15	H	W	11-6	Furman

* - ACC game; # - no-hit game; † - Wilhelm's 100th victory; N1 - Tallahassee, FL

1964 (13-13 Overall; 6-7 ACC, T-4th)

Head Coach: Bill Wilhelm (7th)

Date	St	W-L	Score	Opponent
3/19	A	L	5-8	Florida State
3/20	A	W	8-5	Florida State
3/20	N1	L	3-6	Tennessee
3/21	A	L	6-12	Florida State
3/23	H	W	9-3	Yale
3/24	H	W	10-5	Yale
3/27	H	W	9-1	*Virginia
3/28	H	L	9-11	*Virginia
3/30	H	L	3-6	*Maryland
3/31	H	W	11-8	*Maryland
4/1	H	W	11-4	Cornell
4/9	A	W	11-9	Georgia
4/11	H	L	8-10	Georgia
4/14	H	W	22-4	Georgia Tech
4/17	A	L	2-3	*N.C. State
4/18	A	L	3-4	*North Carolina
4/24	A	W	5-3	*Duke
4/25	A	L ⁽¹¹⁾	3-4	*Wake Forest
4/28	A	W	4-2	*South Carolina
5/1	H	L	0-3	*Wake Forest
5/6	A	W	1-0	Furman
5/8	H	W	9-4	*N.C. State
5/9	H	L	5-12	*North Carolina
5/12	H	W	5-3	*South Carolina
5/13	H	L	9-10	Furman
5/14	A	L	3-4	Georgia Tech

* - ACC game; N1 - Tallahassee, FL

1965 (18-10-2 Overall; 9-5 ACC, 2nd)

Head Coach: Bill Wilhelm (8th)

Date	St	W-L	Score	Opponent
3/20	A	L	0-2	Georgia
3/22	A	W	4-2	The Citadel
3/23	A	W	6-2	The Citadel
3/30	H	L	3-6	Ohio
3/31	H	W ⁽⁷⁾	15-1	Miami (OH)
4/1	H	W	14-0	Miami (OH) ⁽¹⁾
4/1	H	W ⁽⁷⁾	9-0	Miami (OH) ⁽²⁾

All-Time Results

4/3	H	W ⁽⁷⁾	4-2	Georgia Tech ⁽¹⁾
4/3	H	T ⁽⁷⁾	6-6	Georgia Tech ⁽²⁾
4/6	H	W	11-9	Furman
4/9	H	W	6-5	*North Carolina
4/10	H	L	5-8	*N.C. State
4/12	H	L	4-8	Georgia
4/16	A	L	1-6	*Maryland
4/17	A	L	1-2	*Maryland
4/20	A	W	5-2	*Virginia ⁽¹⁾
4/20	A	L	0-1	*Virginia ⁽²⁾
4/23	H	W	10-2	*Duke
4/24	H	W	9-5	*Wake Forest
4/26	H	W	9-8	Florida State
4/27	H	L	11-13	Florida State ⁽¹⁾
4/27	H	L ⁽⁶⁾	3-16	Florida State ⁽²⁾
4/30	A	L ⁽¹³⁾	3-4	*North Carolina
5/1	A	W	6-4	*N.C. State
5/4	H	W	18-1	*South Carolina
5/7	A	W	8-0	*Duke
5/8	A	W	2-0	*Wake Forest
5/11	A	T	4-4	Georgia Tech
5/13	A	W	9-3	*South Carolina
5/15	A	W	4-3	Furman

* - ACC game

1966 (20-7-2 Overall; 9-4 ACC, 2nd)

Head Coach: Bill Wilhelm (9th)

Date	St	W-L	Score	Opponent
3/21	H	W	11-0	Virginia Tech
3/22	H	W	9-6	Virginia Tech
3/25	H	W	11-5	The Citadel
3/26	H	W	27-2	The Citadel
3/28	H	T ⁽¹⁰⁾	12-12	Ohio
3/29	H	W	6-4	Ohio
3/30	H	W	8-3	Ohio
4/2	H	W	11-0	*Duke
4/5	H	W	7-3	*Wake Forest
4/8	H	W	11-2	*Maryland
4/9	H	W	12-7	*Maryland
4/11	H	W	8-4	*Virginia
4/12	H	W	18-3	*Virginia
4/15	A	L	1-6	*North Carolina
4/16	A	L	6-7	*N.C. State
4/18	H	W	14-9	Georgia Tech
4/19	A	W	17-9	Georgia
4/23	A	L	5-6	*Wake Forest
4/25	H	W	18-6	Furman
4/26	H	W	11-6	*South Carolina
4/30	H	L ⁽⁶⁾	3-5	*North Carolina
5/12	H	T ⁽⁸⁾	3-3	Georgia
5/16	H	W	8-7	*N.C. State

5/17	A	W	6-3	Furman
5/19	A	W	8-2	*South Carolina
5/20	A	L	1-4	Georgia Tech
5/23	A	L	5-11	Florida State
5/24	A	L	3-4	Florida State
5/25	A	W	4-3	Florida State

* - ACC game

1967 (29-9 Overall; 11-2 ACC, 1st)

ACC Champion

Ranked #7 by Collegiate Baseball

Head Coach: Bill Wilhelm (10th)

Date	St	W-L	Score	Opponent
3/17	H	W	4-1	Kentucky
3/18	H	W	9-0	Kentucky
3/20	H	L	5-6	Tennessee
3/21	H	W	6-2	Tennessee
3/23	H	W	8-1	Rhode Island ⁽¹⁾
3/23	H	L ⁽⁷⁾	4-6	Rhode Island ⁽²⁾
3/24	H	W	8-4	Springfield
3/25	H	W	6-1	Springfield
3/27	H	L	1-4	Massachusetts
3/29	H	W	4-0	Massachusetts ⁽¹⁾
3/29	H	W ⁽⁷⁾	9-4	Massachusetts ⁽²⁾
3/31	H	W	15-2	Davidson
4/4	H	W	10-1	Georgia Tech
4/5	A	W	7-3	Furman
4/7	H	W	6-1	*North Carolina
4/8	H	W	9-6	*N.C. State
4/10	H	L	1-4	Georgia
4/11	A	L	1-4	*South Carolina
4/14	A	W	8-2	*Wake Forest
4/15	A	L	3-10	*Duke
4/17	H	W	6-5	Furman
4/18	H	W	8-1	*South Carolina
5/3	A	W	2-1	Georgia
5/5	H	W	4-0	*Duke
5/6	A	W	3-0	#Georgia Tech
5/8	A	W	2-0	*North Carolina
5/9	A	W	8-5	*N.C. State
5/10	A	W	7-2	*Virginia
5/11	A	W	2-0	*Virginia
5/12	A	W	2-1	*Maryland
5/13	A	W	8-4	*Maryland
5/16	A	W ⁽⁷⁾	6-1	Virginia Tech ⁽¹⁾
5/16	A	L ⁽⁷⁾	2-4	Virginia Tech ⁽²⁾
6/2	N1	L	3-5	\$Florida State
6/3	N1	W	5-0	\$West Virginia
6/3	N1	W	6-4	\$Florida State
6/5	N1	W	3-2	\$Auburn ⁽¹⁾
6/5	N1	L ⁽¹³⁾	5-6	\$Auburn ⁽²⁾

* - ACC game; # - no-hit game; \$ - NCAA District III Playoffs; N1 - Gastonia, NC

1968 (27-14 Overall; 11-7 ACC, 4th)

Head Coach: Bill Wilhelm (11th)

Date	St	W-L	Score	Opponent
3/13	A	W ⁽⁷⁾	6-3	Mississippi State ⁽¹⁾
3/13	A	W ⁽⁷⁾	2-1	Mississippi State ⁽²⁾
3/14	A	L	0-11	Mississippi
3/15	A	L ⁽⁷⁾	0-6	Mississippi ⁽¹⁾
3/15	A	W ⁽⁷⁾	5-3	Mississippi ⁽²⁾
3/19	H	L ⁽⁷⁾	5-9	Ohio ⁽¹⁾
3/19	H	W ⁽⁷⁾	7-5	Ohio ⁽²⁾
3/20	H	W	5-4	Ohio
3/22	H	L ⁽⁶⁾	2-6	Virginia Tech
3/23	H	W	2-1	Virginia Tech
3/26	H	W	20-4	Furman
3/29	H	W	6-4	*Virginia
3/30	H	W	8-1	Springfield
4/2	H	W ⁽¹¹⁾	3-2	Georgia
4/6	H	W ⁽⁷⁾	11-0	*Wake Forest ⁽¹⁾
4/6	H	W ⁽⁷⁾	9-0	*Wake Forest ⁽²⁾
4/8	H	W ⁽⁷⁾	8-4	Rhode Island ⁽¹⁾
4/8	H	L ⁽⁷⁾	3-6	Rhode Island ⁽²⁾
4/9	H	W	3-2	Rhode Island
4/11	A	W	12-4	Furman
4/12	H	W	14-7	*N.C. State
4/13	H	L ⁽⁷⁾	1-2	*North Carolina ⁽¹⁾
4/13	H	W ⁽⁷⁾	4-0	*North Carolina ⁽²⁾

4/15	H	W	6-3	Georgia Tech
4/16	H	W	6-5	*South Carolina
4/20	H	W ⁽⁷⁾	3-1	*Maryland ⁽¹⁾
4/20	H	L ⁽⁷⁾	2-7	*Maryland ⁽²⁾
5/2	A	W ⁽¹⁰⁾	2-1	*North Carolina
5/3	A	L ⁽⁷⁾	2-4	*N.C. State ⁽¹⁾
5/3	A	L ⁽⁷⁾	1-6	*N.C. State ⁽²⁾
5/4	A	L	0-7	Georgia Tech
5/6	A	W ⁽¹⁰⁾	3-2	Georgia
5/7	A	W ⁽⁷⁾	1-0	*South Carolina ⁽¹⁾
5/7	A	L ⁽⁷⁾	3-4	*South Carolina ⁽²⁾
5/8	A	W	7-0	East Carolina
5/9	A	W	8-1	East Carolina
5/10	A	W ⁽¹⁰⁾	2-0	*Wake Forest
5/11	A	W ⁽⁷⁾	5-3	*Duke ⁽¹⁾
5/11	A	L ⁽⁷⁾	0-7	*Duke ⁽²⁾
5/13	A	L ⁽¹¹⁾	2-3	George Washington
5/14	A	L	0-1	*Maryland

* - ACC game; † - Wilhelm's 200th victory

1969 (27-17-2 Overall; 12-8-1 ACC, 3rd)

Head Coach: Bill Wilhelm (12th)

Date	St	W-L	Score	Opponent
3/15	H	W	5-4	East Tennessee State ⁽¹⁾
3/15	H	W ⁽⁷⁾	7-2	East Tennessee State ⁽²⁾
3/19	H	L	3-17	Ohio
3/20	H	L ⁽¹¹⁾	5-7	Ohio
3/21	H	W	5-4	Virginia Tech
3/22	H	W ⁽⁷⁾	5-4	Virginia Tech
3/22	H	W	18-1	Kent State
3/24	H	L ⁽⁷⁾	5-9	Kent State ⁽¹⁾
3/24	H	T ⁽⁶⁾	6-6	Kent State ⁽²⁾
3/25	H	W	16-10	Massachusetts
3/26	H	W	13-9	Massachusetts
3/28	H	W ⁽⁷⁾	28-1	Buffalo
3/29	H	W ⁽⁷⁾	15-4	Buffalo ⁽¹⁾
3/29	H	W ⁽⁷⁾	18-4	Buffalo ⁽²⁾
3/30	H	W	10-1	Georgia
4/1	H	W	12-5	Furman
4/4	H	W ⁽⁷⁾	5-3	*N.C. State ⁽¹⁾
4/4	H	W ⁽⁷⁾	3-0	*N.C. State ⁽²⁾
4/5	H	L	5-10	*North Carolina
4/7	A	L	6-13	*Duke
4/8	A	W ⁽⁷⁾	4-3	*Wake Forest ⁽¹⁾
4/8	A	L ⁽⁷⁾	0-11	*Wake Forest ⁽²⁾
4/9	A	W	16-11	Georgia
4/11	H	W ⁽⁷⁾	12-5	*Virginia ⁽¹⁾
4/11	H	W ⁽⁷⁾	9-3	*Virginia ⁽²⁾
4/12	H	W	7-0	*Maryland
4/16	A	T ⁽¹³⁾	4-4	*South Carolina
4/19	H	L	2-6	Florida State ⁽¹⁾
4/19	H	L	1-3	Florida State ⁽²⁾
4/21	H	L	3-4	Georgia Tech
4/23	H	W	14-1	Jacksonville
4/26	A	W	10-3	Furman
5/6	H	L ⁽⁷⁾	1-2	*South Carolina ⁽¹⁾
5/6	H	W ⁽⁷⁾	7-3	*South Carolina ⁽²⁾
5/7	A	L	8-9	Davidson
5/9	H	W	7-6	*Wake Forest
5/10	H	W ⁽⁷⁾	8-5	*Duke ⁽¹⁾
5/10	H	W ⁽⁷⁾	7-2	*Duke ⁽²⁾
5/12	A	L	1-7	*N.C. State
5/13	A	L ⁽⁷⁾	2-5	*North Carolina ⁽¹⁾
5/13	A	W ⁽⁷⁾	7-4	*North Carolina ⁽²⁾
5/14	A	L	2-3	Virginia Tech
5/15	A	L	1-8	Virginia Tech
5/16	A	L	0-2	*Virginia
5/17	A	L ⁽⁷⁾	2-3	*Maryland ⁽¹⁾
5/17	A	W ⁽⁷⁾	7-5	*Maryland ⁽²⁾

* - ACC game

1970 (32-16 Overall; 14-8 ACC, 2nd)

Ranked #18 by Collegiate Baseball

Head Coach: Bill Wilhelm (13th)

Date	St	W-L	Score	Opponent
3/7	H	W ⁽⁷⁾	10-0	°Louisville ⁽¹⁾
3/7	H	W ⁽⁷⁾	8-1	Louisville ⁽²⁾
3/12	A	L	3-13	Florida
3/13	A	L	4-5	Florida
3/14	A	W ⁽⁷⁾	5-2	Florida ⁽¹⁾

3/14	A	W ⁽⁷⁾	6-3	Florida ⁽²⁾
3/16	A	W	5-3	Jacksonville
3/17	A	L	0-4	Jacksonville
3/18	N1	W ⁽⁸⁾	5-4	#Virginia Tech
3/18	A	W ⁽⁷⁾	5-1	#Georgia Southern
3/19	N1	W ⁽⁷⁾	6-3	#Virginia Tech
3/19	A	W	6-2	#Georgia Southern
3/23	H	W	6-5	George Washington
3/25	H	L	1-5	Ohio
3/26	H	W ⁽¹⁰⁾	7-6	Ohio
3/27	H	W	14-2	Vermont
3/28	H	W ⁽⁷⁾	8-2	Rider ⁽¹⁾
3/28	H	W ⁽⁸⁾	2-1	Rider ⁽²⁾
4/4	H	W ⁽⁷⁾	2-1	*Wake Forest ⁽¹⁾
4/4	H	W ⁽⁷⁾	5-0	*Wake Forest ⁽²⁾
4/5	H	W	3-1	*Duke
4/7	H	W	17-6	Georgia Tech
4/8	A	W	16-4	Belmont Abbey
4/10	H	W	2-0	*N.C. State
4/11	H	W ⁽⁷⁾	6-4	*North Carolina ⁽¹⁾
4/11	H	W ⁽⁸⁾	5-0	*North Carolina ⁽²⁾
4/14	A	L ⁽⁷⁾	1-2	*South Carolina ⁽¹⁾
4/14	A	W ⁽⁷⁾	2-1	*South Carolina ⁽²⁾
4/15	H	W	4-1	Georgia
4/16	H	W	8-6	Belmont Abbey
4/18	A	L	1-5	*Maryland
4/19	A	W ⁽⁷⁾	5-3	*Virginia ⁽¹⁾
4/19	A	L ⁽⁷⁾	1-5	*Virginia ⁽²⁾
5/5	H	W	4-0	*South Carolina
5/6	A	L ⁽¹²⁾	10-11	Georgia
5/7	A	L	1-7	Georgia Tech
5/9	H	W ⁽⁷⁾	3-1	*Maryland ⁽¹⁾
5/9	H	W ⁽⁷⁾	9-1	*Maryland ⁽²⁾
5/10	H	W	6-2	*Virginia
5/11	A	L	3-5	*North Carolina
5/12	A	W ⁽⁷⁾	7-2	*N.C. State ⁽¹⁾
5/12	A	L ⁽⁷⁾	2-3	*N.C. State ⁽²⁾
5/13	A	L	5-14	Virginia Tech
5/14	A	L	0-1	Virginia Tech
5/15	A	W	9-5	*Wake Forest
5/16	A	L ⁽⁷⁾	1-2	*Duke ⁽¹⁾
5/16	A	L ⁽⁷⁾	1-2	*Duke ⁽²⁾
5/22	N2	L	3-4	^Maryland

* - ACC game; ° - first game played at Doug Kingsmore Stadium; # - Georgia Southern Tournament; ^ - ACC Playoff game; N1 - Statesboro, GA; N2 - Raleigh, NC

1971 (27-14 Overall; 10-5 ACC, 2nd)

Ranked #22 by Collegiate Baseball

Head Coach: Bill Wilhelm (14th)

Date	St	W-L	Score	Opponent
3/6	H	W ⁽⁷⁾	4-0	Louisville ⁽¹⁾
3/6	H	W ⁽⁷⁾	9-2	Louisville ⁽²⁾
3/11	H	L	1-2	East Tennessee State
3/12	H	W	4-3	East Tennessee State
3/15	A	W	10-5	Mississippi
3/16	A	L	4-12	Mississippi
3/17	A	L	1-8	Mississippi
3/18	A	W	6-4	Mississippi State
3/20	A	L ⁽⁷⁾	1-2	Mississippi State ⁽¹⁾
3/20	A	W	10-8	Mississippi State ⁽²⁾
3/22	H	L ⁽¹⁰⁾	2-6	Ohio
3/23	H	L	3-7	Ohio
3/24	H	W	4-3	Ohio
3/28	N1	L	0-3	*N.C. State
3/30	H	L	3-8	Georgia Southern
3/31	H	W	3-0	Georgia Southern
4/3	H	W	2-1	*Wake Forest

All-Time Results

C

4/17	H	W	12-7	Florida State ⁽²⁾
4/18	H	W	3-2	Florida State
4/21	H	L	1-4	Georgia Tech
4/25	H	W	8-2	*South Carolina
5/4	A	W	8-4	*South Carolina
5/6	H	L	5-16	*Virginia
5/7	H	W	5-2	*Virginia
5/8	H	W ⁽¹⁰⁾	3-2	*Maryland
5/9	H	W	4-1	*Maryland
5/12	A	W	5-2	*Duke
5/14	A	W	9-1	*Wake Forest
5/15	A	W ⁽⁷⁾	6-4	Virginia Tech
5/16	N3	L	0-4	^Maryland

* - ACC game; # - no-hit game; ^ - ACC Play-off game; N1 - Columbia, SC; N2 - Durham, NC; N3 - Raleigh, NC

1972 (19-15 Overall; 6-7 ACC, 5th)

Head Coach: Bill Wilhelm (15th)

Date	St	W-L	Score	Opponent
3/4	H	W	10-0	Louisville
3/5	H	W	14-2	Louisville
3/6	H	W	1-0	West Virginia
3/7	H	W	9-1	West Virginia
3/10	A	L	7-11	Florida State
3/11	A	L	3-6	Florida State
3/12	A	L	3-20	Florida State
3/17	N1	W	6-4	% Virginia Tech
3/17	A	W	2-1†	Georgia Southern
3/18	A	L	4-10	% Georgia Southern
3/18	N1	L	3-4	% Virginia Tech
3/20	H	W	2-1	Ohio
3/21	H	L ⁽¹⁰⁾	1-2	Ohio
4/1	A	W ⁽⁷⁾	8-0	*North Carolina ⁽¹⁾
4/1	A	L ⁽⁷⁾	1-3	*North Carolina ⁽²⁾
4/2	A	W	7-2	*N.C. State
4/4	H	W	8-0	South Carolina
4/5	A	L	1-2	South Carolina
4/8	H	W ⁽⁷⁾	2-0	*Wake Forest ⁽¹⁾
4/8	H	W ⁽⁷⁾	4-3	*Wake Forest ⁽²⁾
4/9	H	W ⁽¹¹⁾	1-0	Georgia Tech
4/12	A	W	12-4	Georgia
4/15	H	W ⁽⁷⁾	7-0	*N.C. State ⁽¹⁾
4/15	H	L ⁽⁷⁾	2-3	*N.C. State ⁽²⁾
4/16	H	W ⁽¹²⁾	5-4	*North Carolina
4/18	A	W	12-3	Georgia
4/21	N2	W	5-2	South Carolina
5/2	H	W	4-0	Georgia
5/5	A	L	8-9	*Wake Forest
5/6	A	L ⁽⁷⁾	3-4	*Virginia ⁽¹⁾
5/6	A	L ⁽⁷⁾	2-5	*Virginia ⁽²⁾
5/7	A	L	2-5	*Virginia
5/10	A	L	2-3	*Maryland ⁽¹⁾
5/10	A	L ⁽⁷⁾	0-3^	% Maryland ⁽²⁾

* - ACC game; # - no-hit game; † - Wilhelm's 300th victory; ^ - not counted in ACC standings; % - Georgia Southern Tournament; N1 - Statesboro, GA; N2 - Sumter, SC

1973 (24-16 Overall; 10-2 ACC, T-1st)

Head Coach: Bill Wilhelm (16th)

Date	St	W-L	Score	Opponent
3/9	H	W	7-3	West Virginia
3/13	H	W	5-0	Appalachian State
3/15	H	L ⁽¹⁰⁾	4-8	Central Michigan
3/16	H	W ⁽⁸⁾	3-0*	Maryland
3/18	N1	W	8-4	Austin Peay State
3/19	A	L ⁽⁷⁾	1-2	Mississippi State ⁽¹⁾
3/19	A	L ⁽⁷⁾	0-2	Mississippi State ⁽²⁾
3/20	A	L ⁽⁷⁾	3-6	Mississippi ⁽¹⁾
3/20	A	W ⁽⁵⁾	10-4	Mississippi ⁽²⁾
3/21	A	L	3-10	Mississippi
3/22	A	L	1-10	South Alabama
3/23	N2	W	2-0	Yale
3/23	A	L	1-11	South Alabama
3/25	A	W	15-8	Alabama
3/27	A	W	7-0	*Wake Forest
3/28	H	L ⁽⁷⁾	2-8	Western Michigan ⁽¹⁾
3/28	H	W ⁽⁷⁾	10-8	Western Michigan ⁽²⁾
4/3	H	W ⁽⁸⁾	3-0	*North Carolina

4/4	A	W	4-2	South Carolina
4/5	H	W	12-3	Georgia
4/6	H	L ⁽¹⁰⁾	4-6	*Virginia
4/9	H	W	5-3	*Wake Forest
4/10	H	L	1-3	South Carolina
4/11	A	W	6-5	Georgia
4/13	A	W ⁽⁷⁾	8-1	*N.C. State ⁽¹⁾
4/13	A	L ⁽⁷⁾	1-7	*N.C. State ⁽²⁾
4/14	A	W	3-1	*North Carolina
4/15	A	W	11-3	*Virginia
4/16	A	W	10-0	*Maryland
4/17	A	W ⁽⁷⁾	9-7	*Duke ⁽¹⁾
4/17	A	W ⁽⁷⁾	4-3	*Duke ⁽²⁾
4/20	N3	W	10-3	+Wake Forest
4/21	N3	W	3-1	+Virginia
4/22	N3	L ⁽¹⁰⁾	4-8	+N.C. State ⁽¹⁾
4/22	N3	L	2-3	+N.C. State ⁽²⁾
4/23	H	L	5-7	Georgia
4/26	H	W ⁽⁷⁾	2-1	Florida State ⁽¹⁾
4/26	H	L ⁽⁷⁾	1-2	Florida State ⁽²⁾
4/27	H	L	1-9	Florida State
4/28	N4	W	9-5	South Carolina

* - ACC game; # - no-hit game; + - ACC Tournament; N1 - Livingston, AL; N2 - Mobile, AL; N3 - Chapel Hill, NC; N4 - Spartanburg, SC

1974 (23-15 Overall; 10-1 ACC, 1st)

Head Coach: Bill Wilhelm (17th)

Date	St	W-L	Score	Opponent
3/1	A	L	8-9	Georgia Southern
3/2	A	L	2-5	Georgia Southern
3/3	A	L	3-6	Georgia Southern
3/5	H	W	8-1	Mercer
3/6	H	W	12-0	Mercer
3/8	A	L	3-6	Florida State
3/9	A	W	7-5	Florida State
3/10	A	L	3-5	Florida State
3/13	H	L ⁽¹⁰⁾	3-4	Western Carolina
3/15	H	W	3-2	*Maryland
3/17	A	L	6-17	Florida
3/18	A	L	3-10	Florida
3/19	A	W	24-2	Florida
3/20	A	L	5-6	Florida Southern
3/21	A	W	5-2	Florida Southern
3/26	H	W	5-0	East Tennessee State
3/28	H	L	0-3	South Carolina
3/30	H	W	18-1	*North Carolina
3/31	H	W	18-1	*Duke
4/2	H	W	3-0	Georgia
4/3	A	L	7-11	Georgia Tech
4/6	A	W	7-0	*Wake Forest
4/7	A	W	2-1	*N.C. State
4/9	H	W	12-3	Georgia Tech
4/10	A	L	4-5	Georgia
4/12	A	W	3-2	*North Carolina
4/14	A	W	8-5	*Maryland
4/16	H	W	6-3	Georgia
4/17	H	W	10-8	Georgia Tech
4/19	H	W ⁽¹⁰⁾	3-2	*Virginia ⁽¹⁾
4/19	H	L ⁽⁷⁾	1-2	*Virginia ⁽²⁾
4/20	H	W	12-3	*Wake Forest
4/21	H	W	5-0	*N.C. State
4/26	N1	L	2-3	+Virginia
4/27	N1	W	6-4	+North Carolina
4/27	N1	W	9-6	+Virginia
4/28	A	W	12-5	+N.C. State ⁽¹⁾
4/28	A	L	6-8	+N.C. State ⁽²⁾

* - ACC game; + - ACC Tournament; N1 - Raleigh, NC

1975 (33-10 Overall; 10-2 ACC, T-1st)

Ranked #25 by Collegiate Baseball

Head Coach: Bill Wilhelm (18th)

Date	St	W-L	Score	Opponent
3/1	H	W	9-6	Gardner-Webb
3/3	H	W	26-6	West Virginia
3/4	H	W	12-3	West Virginia
3/7	H	W ⁽⁸⁾	4-1	Georgia Southern
3/8	H	W	13-3	Georgia Southern



Five Tigers were All-ACC in 1975, including (L-R) Denny Walling, Steve Tucker, Kurt Seibert, Billy Wingo, and Pat Fitzsimmons.

3/9	H	W	9-2	Georgia Southern
3/14	A	W ⁽⁷⁾	9-4	Alabama
3/14	N1	W ⁽⁷⁾	4-1	Tennessee
3/15	N1	L ⁽⁷⁾	4-8	Tennessee
3/15	A	W ⁽⁷⁾	7-3	Alabama
3/17	A	L	1-2	Birmingham-Southern
3/19	A	W	5-4	Auburn ⁽¹⁾
3/19	A	W	6-4	Auburn ⁽²⁾
3/20	A	W	3-0	Mercer
3/21	A	W	3-2	Mercer
3/23	A	W	11-1	Georgia
3/25	H	W	10-7	Marshall
3/26	H	L ⁽⁷⁾	1-4	Marshall ⁽¹⁾
3/26	H	W ⁽⁷⁾	13-0	Marshall ⁽²⁾
3/28	A	L	3-6	*Maryland
3/31	H	W	4-0	Saint John's
4/1	H	W	8-0	Western Carolina
4/4	H	W	4-2	*Virginia
4/5	H	W	6-5	*N.C. State
4/6	H	L	1-3	*N.C. State
4/8	A	W	10-3	Georgia Tech
4/11	H	W ⁽⁷⁾	6-2	*North Carolina ⁽¹⁾
4/11	H	W ⁽⁷⁾	5-2	*North Carolina ⁽²⁾
4/12	H	W	14-3	*Duke ⁽¹⁾
4/12	H	W	8-1	*Duke ⁽²⁾
4/13	H	W	5-2	*Maryland
4/15	H	W	10-1	Georgia
4/16	A	L	2-6	South Carolina
4/18	A	W	6-3	*Virginia
4/19	A	W	7-2	*Wake Forest
4/20	A	W	6-1	*Wake Forest
4/22	A	W	18-3	Georgia Tech
4/25	A	L	2-7	+North Carolina
4/26	N2	W	15-1	+Wake Forest
4/26	A	W	7-6	+North Carolina
4/27	N2	L	2-3	+N.C. State
5/23	A	L	3-5	\$Eastern Michigan
5/24	N3	L	4-5	\$Penn State

* - ACC game; + - ACC Tournament; \$ - NCAA Mid-east Regional; N1 - Tuscaloosa, AL; N2 - Chapel Hill, NC; N3 - Ypsilanti, MI

1976 (36-15 Overall; 10-2 ACC, 1st)

ACC Champion

College World Series Participant

Ranked #5 by Collegiate Baseball

Head Coach: Bill Wilhelm (19th)

Date	St	W-L	Score	Opponent
3/1	H	W	3-0	High Point
3/2	H	W ⁽¹¹⁾	4-3	High Point
3/3	H	W	9-0	Francis Marion
3/5	H	W	6-2	Charleston Southern

3/7	H	W	5-4	James Madison
3/8	A	L	3-4	Georgia
3/10	A	W	9-5	Erskine
3/11	H	W	6-0†	*Maryland
3/13	A	W	6-5	Florida
3/14	A	L	4-5	Florida
3/15	A	L	3-7	Rollins
3/15	A	L ⁽¹⁰⁾	1-3	Stetson
3/16	A	W	7-6	Rollins
3/17	A	W	11-3	Florida Southern
3/18	A	L	1-2	Florida Southern
3/19	A	L	2-16	Jacksonville
3/20	A	L	8-15	Georgia Southern ⁽¹⁾
3/20	A	W	16-12	Georgia Southern ⁽²⁾
3/22	H	L ⁽¹⁴⁾	1-3	Toledo
3/23	H	L	1-4	Toledo
3/24	H	L	4-6	Toledo
3/25	A	W	4-1	Newberry
3/27	H	W	10-6	North Carolina-Wilmington
3/28	H	W	10-2	North Carolina-Wilmington
3/31	N1	W	7-5	*Wake Forest ⁽¹⁾
3/31	N1	W	4-2	*Wake Forest ⁽²⁾
4/2	A	W	10-6	South Carolina
4/3	A	W	7-4	*N.C. State
4/4	A	W	8-0	*N.C. State
4/5	A	W	12-3	Georgia Tech
4/6	H	W	5-2	Georgia
4/8	A	W	20-7	*Duke
4/9	A	L	1-10	*Duke
4/10	A	L ⁽¹⁰⁾	2-3	*North Carolina
4/11	A	W ⁽¹²⁾	3-2	*North Carolina
4/12	A	W ⁽¹¹⁾	12-10	Georgia Tech
4/13	H	L	3-4	South Carolina
4/14	A	W	10-3	Georgia
4/16	H	W	9-0	*Virginia
4/17	H	W	9-0*	*Virginia
4/18	H	W	8-6	*Maryland
4/21	A	W	10-4	Wofford
4/23	H	W	2-0	+Wake Forest
4/24	H	W	2-1	+Maryland
4/25	H	W	3-2	+Maryland
5/21	N1	W	13-2	\$Furman
5/22	A	W	10-4	\$South Carolina
5/24	N1	W	6-2	\$Furman
6/11	N2	W	9-4	!Auburn
6/13	N2	L ⁽¹⁰⁾	2-3	!Eastern Michigan
6/14	N2	L	6-10	!Arizona

* - ACC game; # - no-hit game; † - Wilhelm's 400th victory; + - ACC Tournament; \$ - NCAA Atlantic Regional; ! - College World Series; N1 - Columbia, SC; N2 - Omaha, NE

2007 CLEMSON BASEBALL



All-Time Results

1977 (42-10 Overall; 9-1 ACC, 1st)

College World Series Participant

Ranked #5 by Collegiate Baseball

Head Coach: Bill Wilhelm (20th)

Date	St	W-L	Score	Opponent
2/26	A	W ⁽⁷⁾	12-2	Columbus ⁽¹⁾
2/26	A	W ⁽⁷⁾	13-5	Columbus ⁽²⁾
3/1	H	W	10-1	High Point
3/2	H	W	10-0	High Point
3/3	A	W	2-1	Georgia
3/5	H	W	6-0	*Duke
3/8	H	W ⁽⁷⁾	6-2	James Madison ⁽¹⁾
3/8	H	W	10-3	James Madison ⁽²⁾
3/9	H	W	3-0	Mercer
3/10	H	W	8-6	Mercer
3/11	H	W	5-2	Marshall
3/12	A	W	5-2	The Citadel
3/14	A	W	8-0	Charleston Southern
3/15	A	W	3-1	Charleston Southern
3/16	A	W	8-6	Francis Marion
3/17	A	W	8-0	# North Carolina-Wilmington
3/18	A	W	4-1	North Carolina-Wilmington
3/19	A	W	11-6	*Wake Forest
3/20	A	W	13-12	*Wake Forest
3/22	H	W	8-1	Toledo
3/23	H	W ⁽⁷⁾	10-3	Toledo ⁽¹⁾
3/23	H	W ⁽⁷⁾	6-5	Toledo ⁽²⁾
3/24	H	W ⁽¹¹⁾	5-3	Toledo ⁽¹⁾
3/24	H	W ⁽⁶⁾	13-0	Toledo ⁽²⁾
3/26	H	W	3-0	Lewis
3/27	H	W	9-8	Lewis
3/28	H	L	1-2	South Carolina
4/1	H	L	3-6	Newberry
4/2	H	W	7-3	*N.C. State
4/6	H	W	2-0	Georgia
4/7	H	W	13-0	Erskine
4/8	H	W	8-7	Georgia Tech
4/9	H	W	14-0	*North Carolina
4/10	H	W	9-3	*North Carolina
4/12	A	L ⁽⁷⁾	6-7	South Carolina ⁽¹⁾
4/12	A	L ⁽⁷⁾	2-7	South Carolina ⁽²⁾
4/14	A	L ⁽¹⁰⁾	9-12	*Maryland
4/15	A	W	9-6	*Maryland
4/16	A	W	8-3	*Virginia
4/17	A	W	26-4	*Virginia
4/19	A	W ⁽⁶⁾	2-0	Wofford
4/22	H	W	10-3	+ N.C. State
4/23	H	L	4-5	+ Wake Forest
4/24	H	W	14-6	+ N.C. State
4/24	H	L	9-22	+ Wake Forest
5/20	N1	W	8-7	\$ Mississippi
5/21	A	W	7-2	\$ Miami (FL)
5/22	A	L	3-10	\$ Miami (FL) ⁽¹⁾
5/22	A	W	10-9	\$ Miami (FL) ⁽²⁾
6/10	N2	L	7-10	! Arizona State
6/11	N2	W	13-4	! Temple
6/14	N2	L	0-1	! California State-Los Angeles

* - ACC game; # - no-hit game; + - ACC Tournament; \$ - NCAA South Regional; ! - College World Series; N1 - Miami, FL; N2 - Omaha, NE

1978 (39-14 Overall; 10-2 ACC, 1st)

ACC Champion

Ranked #25 by Collegiate Baseball

Head Coach: Bill Wilhelm (21st)

Date	St	W-L	Score	Opponent
2/25	A	W ⁽⁷⁾	10-4	Columbus ⁽¹⁾
2/25	A	W ⁽⁶⁾	9-4	Columbus ⁽²⁾
2/26	A	W	7-6	Valdosta State ⁽¹⁾
2/26	A	L ⁽⁵⁾	1-4	Valdosta State ⁽²⁾
3/4	A	L	2-4	Georgia Southern
3/5	A	L ⁽⁷⁾	1-3	Georgia Southern ⁽¹⁾
3/5	A	W ⁽⁷⁾	5-2	Georgia Southern ⁽²⁾
3/7	H	W ⁽⁷⁾	7-6	James Madison ⁽¹⁾
3/7	H	W ⁽⁶⁾	6-5	James Madison ⁽²⁾
3/12	H	W	8-1	*Wake Forest
3/13	H	W	11-3	*Wake Forest
3/16	H	W	14-4	*Virginia
3/17	H	W	4-3	*Virginia



The Tigers played in six College World Series under Head Coach Bill Wilhelm, including in the 1980 season against Miami (FL) (above).

3/18	A	W	6-1	High Point
3/19	A	W	4-0	*N.C. State
3/20	A	W	25-6	*Duke
3/21	A	W ⁽⁶⁾	15-10	*Duke
3/22	A	L	3-4	East Carolina
3/23	A	W	3-0	East Carolina
3/24	A	L	1-6	*North Carolina
3/28	H	W ⁽¹²⁾	3-2	Lewis
3/29	H	W ⁽⁷⁾	5-0	Lewis ⁽¹⁾
3/29	H	W ⁽⁷⁾	1-0	Lewis ⁽²⁾
3/30	H	W	10-2	Lewis
4/1	A	W	10-2	South Carolina
4/2	A	L	6-10	South Carolina
4/3	H	W	12-3	Western Carolina
4/4	A	L ⁽⁷⁾	2-4	Mercer ⁽¹⁾
4/4	A	L ⁽⁷⁾	4-7	Mercer ⁽²⁾
4/5	A	W ⁽⁷⁾	11-6	Georgia ⁽¹⁾
4/5	A	L ⁽⁷⁾	5-6	Georgia ⁽²⁾
4/6	H	W ⁽⁷⁾	3-2	Charleston Southern ⁽¹⁾
4/6	H	W ⁽⁷⁾	10-3	Charleston Southern ⁽²⁾
4/7	A	W	13-9	Georgia Tech
4/8	H	W ⁽⁷⁾	5-1	Howard ⁽¹⁾
4/8	H	W ⁽⁷⁾	15-7	Howard ⁽²⁾
4/9	H	W	7-6	Howard
4/10	H	L	1-3	Francis Marion
4/12	A	W	6-1	† Newberry
4/13	H	L	1-2	Georgia Tech
4/15	H	W	17-8	*Maryland
4/16	H	W	8-7	*Maryland
4/17	A	L ⁽¹²⁾	9-10	*North Carolina
4/18	A	W ⁽⁶⁾	2-1	*N.C. State
4/22	H	W	12-1	+ N.C. State
4/23	H	W	13-0	+ Duke
4/24	H	W	7-2	+ Wake Forest
4/28	H	W	7-6	North Carolina-Wilmington
4/29	H	W	4-3	North Carolina-Wilmington
4/30	H	W	11-4	South Carolina
5/19	A	W	8-5	\$ Miami (FL)
5/20	N1	L	5-9	\$ Marshall
5/21	A	L	5-7	\$ Miami (FL)

* - ACC game; † - Wilhelm's 500th victory; + - ACC Tournament; \$ - NCAA Atlantic Regional; N1 - Miami, FL

1979 (40-15 Overall; 10-1 ACC, 1st)

ACC Champion

Ranked #9 by Collegiate Baseball

Head Coach: Bill Wilhelm (22nd)

Date	St	W-L	Score	Opponent
2/23	A	L	5-17	Florida
2/26	A	W ⁽⁷⁾	5-0	Valdosta State ⁽¹⁾
2/26	A	W ⁽⁷⁾	6-2	Valdosta State ⁽²⁾
2/28	H	W	12-2	Georgia
3/3	H	W ⁽⁷⁾	2-1	High Point ⁽¹⁾
3/3	H	W ⁽⁷⁾	6-2	High Point ⁽²⁾
3/6	H	W	2-1	East Carolina
3/7	H	W	1-0	East Carolina
3/8	H	W	8-3	Western Carolina
3/10	A	L	2-4	Auburn
3/11	A	L	1-10	# Auburn

3/12	A	L ⁽⁷⁾	1-5	Columbus ⁽¹⁾
3/12	A	W ⁽⁷⁾	11-1	Columbus ⁽²⁾
3/14	H	W	13-1	*Duke
3/15	H	W	6-4	*Duke
3/17	A	W	8-2	Francis Marion
3/18	A	W	17-2	North Carolina-Wilmington
3/19	A	W	8-6	North Carolina-Wilmington
3/20	A	W	10-3	The Citadel
3/21	A	W	6-1	The Citadel
3/22	A	W	17-10	Charleston Southern
3/24	A	W	3-1	South Carolina
3/25	A	L	6-7	South Carolina
3/27	H	W	6-5	*North Carolina
3/28	H	W	7-4	*North Carolina
3/31	H	W	8-1	*N.C. State
4/1	A	W	13-3	Western Carolina
4/5	H	W	11-4	Howard
4/7	A	W	41-9	*N.C. State
4/8	A	W ⁽¹⁶⁾	8-6	*Wake Forest
4/9	A	W	13-7	*Wake Forest
4/10	H	W	12-3	Erskine
4/11	A	W	14-6	Georgia Tech
4/14	H	W	1-0	South Carolina
4/15	H	W	6-3	South Carolina
4/16	A	L	14-15	Georgia
4/18	H	W	20-2	Georgia Tech
4/21	H	L	8-10	Georgia Southern
4/22	H	W ⁽⁶⁾	1-0	Georgia Southern ⁽¹⁾
4/22	H	L ⁽⁶⁾	10-12	Georgia Southern ⁽²⁾
4/25	A	W	10-4	*Virginia
4/28	A	W ⁽⁷⁾	5-3	*Maryland ⁽¹⁾
4/28	A	L ⁽⁷⁾	2-6	*Maryland ⁽²⁾
5/5	A	W	11-5	Appalachian State
5/6	A	W	15-1	Appalachian State
5/7	A	L	8-12	Virginia Tech
5/8	A	W	15-2	James Madison
5/9	A	L	10-11	James Madison
5/10	A	L	4-7	James Madison
5/11	A	W	8-6	East Tennessee State
5/12	A	L	8-13	East Tennessee State
5/18	N1	W	8-4	\$ Georgia Southern
5/19	A	L	1-2	\$ Miami (FL)
5/20	N1	W	2-0	\$ Georgia Southern
5/20	A	L	1-4	\$ Miami (FL)

* - ACC game; # - no-hit game; \$ - NCAA Atlantic Regional; N1 - Miami, FL

1980 (38-21 Overall; 6-5 ACC, 3rd)

ACC Champion

College World Series Participant

Ranked #4 by Collegiate Baseball

Head Coach: Bill Wilhelm (23rd)

Date	St	W-L	Score	Opponent
2/21	H	W	8-0	Erskine
2/22	A	L	2-6	Valdosta State
2/23	A	L	3-4	Florida
2/25	A	L	0-6	Florida
2/27	H	W	22-7	Georgia
2/28	H	W	10-2	Western Carolina
3/1	A	W	8-5	Georgia

3/7	H	L	2-3	East Tennessee State
3/9	H	L ⁽¹¹⁾	1-3	East Tennessee State ⁽¹⁾
3/9	H	W ⁽⁷⁾	8-0	East Tennessee State ⁽²⁾
3/10	H	W ⁽⁷⁾	2-0	# North Carolina-Wilmington ⁽¹⁾
3/10	H	L ⁽⁷⁾	1-3	North Carolina-Wilmington ⁽²⁾
3/11	H	W	8-2	North Carolina-Wilmington
3/14	H	W ⁽¹⁰⁾	5-4	*Wake Forest
3/15	A	W	10-7	% Stetson
3/17	N1	L	7-10	% Cincinnati
3/18	A	W	3-2	% Rollins
3/19	N1	W	5-0	% Cornell
3/20	N1	W	8-2	% Cincinnati
3/21	A	L	1-5	% Rollins
3/22	N1	L ⁽¹⁰⁾	6-7	% Cornell
3/25	H	W	4-1	Ohio State
3/26	H	W	2-0	Ohio State
3/27	H	W ⁽⁷⁾	6-0	Ohio State ⁽¹⁾
3/27	H	W ⁽⁷⁾	8-3	Ohio State ⁽²⁾
3/31	H	W	12-1	Howard
4/1	H	W	4-2	Howard
4/3	H	W	18-1	*Georgia Tech
4/5	H	L	3-14	*North Carolina
4/6	H	L	3-6	*N.C. State
4/7	H	W	3-2	Francis Marion
4/9	A	L	10-12	*Georgia Tech
4/10	A	W	14-8	Western Carolina
4/11	A	L	4-5	*Wake Forest
4/12	A	L	3-4	*North Carolina
4/15	H	W	9-3	South Carolina
4/16	H	W	4-3	South Carolina
4/17	H	W	3-1	*Virginia
4/18	H	W	6-5	*Virginia
4/19	H	W	1-0	*Maryland
4/20	H	W	5-2	*Maryland
4/22	N2	W	4-0	+ Wake Forest
4/24	N2	W	9-4	+ Maryland
4/25	A	W	5-4	+ N.C. State
4/26	N2	W	12-3	+ North Carolina
5/3	H	L	2-4	Virginia Tech
5/4	H	W	8-0	Virginia Tech
5/5	A	W	13-3	Georgia Southern
5/6	A	W ⁽¹⁰⁾	10-8	Georgia Southern
5/7	A	L	5-14	Georgia Southern
5/8	A	L	7-13	Tennessee
5/9	A	W	11-3	Tennessee
5/10	A	L	1-6	South Carolina
5/11	A	L	1-4	South Carolina
5/22	H	W	22-4	\$ East Tennessee State
5/24	H	W	6-2	\$ South Carolina
5/25	H	W	17-12	\$ South Carolina
5/31	N3	L	5-13	! Miami (FL)
6/1	N3	L	4-6	! California

* - ACC game; # - perfect, no-hit game; % - Rollins Invitational; + - ACC Tournament; \$ - NCAA Atlantic Regional; ! - College World Series; N1 - Winter Park, FL; N2 - Raleigh, NC; N3 - Omaha, NE

1981 (34-24 Overall; 10-4 ACC, T-1st)

ACC Champion

Head Coach: Bill Wilhelm (24th)

Date	St	W-L	Score	Opponent
2/20	A	W	6-0	The Citadel
2/21	A	W	6-3	The Citadel
2/26	A	L	1-8	Florida
2/27	A	L	4-5	Florida
2/28	A	L	8-9	Florida State
3/1	A	L	7-11	Florida State
3/2	A	L	4-7	Valdosta State
3/3	A	W	6-1	Valdosta State
3/5	A	W	19-16	Georgia
3/6	H	W ⁽¹⁰⁾	7-6	Western Carolina
3/7	H	W	16-1	Appalachian State
3/8	H	L	4-10	Appalachian State
3/9	H	W	18-3	Marshall
3/10	H	W	2-0	Howard
3/11	H	W	15-1	Howard
3/12	H	W	7-4	*Duke
3/13	H	W	8-7	*Duke
3/14	A	W	9-5	† Winthrop

All-Time Results

C

3/15	A	W	10-2	Francis Marion
3/16	A	L	8-9	North Carolina-Wilmington
3/17	A	W ⁽¹⁰⁾	3-2	North Carolina-Wilmington
3/18	A	W	14-4	East Carolina
3/19	A	L	1-4	East Carolina
3/20	A	L	6-7	*Wake Forest
3/21	A	L	7-10	*North Carolina
3/23	H	W	4-2	Ohio State
3/24	H	L ⁽¹¹⁾	7-8	Ohio State
3/25	H	W	5-3	Tennessee
3/26	H	L	4-10	Tennessee
3/27	H	L ⁽¹¹⁾	5-6	Georgia Southern
3/28	H	W	6-0	Georgia Southern
3/29	H	L	7-8	Georgia Southern
3/31	H	L	2-3	Georgia
4/1	H	W	6-4	*Georgia Tech
4/2	H	W	6-4	Winthrop
4/3	A	L	2-6	South Carolina
4/4	A	L	7-12	South Carolina
4/5	H	W ⁽¹¹⁾	6-5	*Wake Forest
4/6	A	W	13-1	Erskine
4/7	A	W	10-5	*Georgia Tech
4/8	A	L	20-22	Georgia
4/11	H	W ⁽⁷⁾	6-1	*N.C. State ⁽¹⁾
4/11	H	W ⁽⁷⁾	2-0	*N.C. State ⁽²⁾
4/12	H	W	6-2	*North Carolina
4/13	H	W ⁽¹¹⁾	5-4	South Carolina
4/14	H	L	2-12	South Carolina
4/16	A	L	11-21	*Maryland
4/17	A	L	6-10	*Maryland
4/18	A	W	11-7	*Virginia
4/19	A	W	11-5	*Virginia
4/22	N1	W ⁽¹⁰⁾	7-6	+Georgia Tech
4/23	N1	L	0-1	+Duke
4/24	N1	W ⁽¹⁰⁾	6-5	+Wake Forest
4/25	A	W	7-4	+North Carolina
4/25	N1	W	9-2	+Duke
4/26	A	W	7-5	+North Carolina
5/22	H	L	2-7	\$Wichita State
5/23	H	L	1-2	\$East Tennessee State

* - ACC game; † - Wilhelm's 600th victory; + - ACC Tournament; \$ - NCAA Atlantic Regional; N1 - Chapel Hill, NC

1982 (37-22 Overall; 10-2 ACC, 1st)

Head Coach: Bill Wilhelm (25th)

Date	St	W-L	Score	Opponent
2/24	A	W	7-0	Florida
2/25	A	W	14-5	Florida
2/26	A	W	12-7	Florida
2/27	A	W ⁽⁷⁾	10-5	Valdosta State ⁽¹⁾
2/27	A	W ⁽⁷⁾	1-0	Valdosta State ⁽²⁾
2/28	A	W ⁽⁷⁾	8-3	Valdosta State ⁽¹⁾



Jimmy Key had four of Clemson's school-record 29 hits in the Tigers' 22-10 win at Auburn in the second game of a double-header on May 8, 1982.

2/28	A	W ⁽⁷⁾	3-0	Valdosta State ⁽²⁾
3/2	H	L	3-7	Georgia
3/3	H	W	6-2	Campbell
3/4	H	W	11-1	Campbell
3/5	H	W	5-0	#Western Carolina
3/6	H	W	20-7	The Citadel
3/8	H	W	2-1	East Carolina
3/9	H	W	6-3	East Carolina
3/10	H	W	6-3	North Carolina-Wilmington
3/11	H	W	7-1	Marshall
3/12	H	W	12-5	Marshall
3/14	H	W	13-1	*Wake Forest
3/17	A	W	9-6	*N.C. State
3/18	A	L ⁽¹⁰⁾	4-5	*North Carolina
3/19	A	W	5-3	*Duke
3/22	H	W	14-2	Howard
3/23	H	W	17-4	Howard
3/24	H	L	2-7	Ohio State
3/25	H	W	7-1	Ohio State
3/27	H	W	7-2	Francis Marion
3/28	A	L	6-7	Winthrop
3/29	A	L	3-10	Western Carolina
3/31	H	W	17-4	*Georgia Tech
4/1	H	L	1-8	Florida State
4/2	H	L ⁽⁷⁾	6-7	Florida State
4/3	H	W	10-7	*North Carolina
4/4	H	L	13-16	*N.C. State
4/6	A	L	10-11	Georgia
4/7	A	W	10-2	*Georgia Tech
4/11	H	W	4-1	South Carolina
4/12	H	L	4-5	South Carolina
4/13	H	L	5-8	Georgia
4/15	H	W	15-2	*Maryland
4/16	H	W ⁽¹³⁾	4-3	*Maryland
4/17	H	W	9-1	*Virginia
4/18	H	W	18-6	*Virginia
4/21	N1	W	10-9	+Duke
4/22	N1	W	16-2	+Georgia Tech
4/23	N1	L	4-6	+Virginia
4/24	A	L	0-3	+North Carolina
5/4	A	L	7-9	Alabama
5/5	A	L	1-7	Alabama
5/6	A	L	7-8	Alabama
5/8	A	L ⁽¹¹⁾	6-7	Auburn ⁽¹⁾
5/8	A	W	22-10	Auburn ⁽²⁾
5/9	A	L ⁽¹²⁾	0-9	^Auburn
5/10	A	L	3-5	Troy
5/11	A	W	4-0	Troy
5/13	A	W	25-5	Georgia Southern
5/14	A	L	6-7	Georgia Southern
5/15	A	W	12-2	Georgia Southern
5/16	A	L	5-11	South Carolina
5/17	A	L	1-4	South Carolina

* - ACC game; # - no-hit game; + - ACC Tournament; ^ - forfeited game (Score 7-7 in the top of 12th inning); N1 - Chapel Hill, NC

1983 (30-20-1 Overall; 6-5 ACC, 3rd)

Head Coach: Bill Wilhelm (26th)

Date	St	W-L	Score	Opponent
2/19	A	L	1-3	The Citadel
2/20	A	L	2-6	The Citadel
2/24	H	W	11-2	Winthrop
2/26	A	L	2-5	Florida
2/27	A	L	2-4	Florida
3/1	A	L ⁽¹⁴⁾	4-5	Florida State
3/2	A	T ⁽¹⁰⁾	3-3	Florida State
3/4	H	W	8-0	South Carolina
3/5	H	L	2-4	Old Dominion
3/6	H	W	9-2	*Duke
3/7	H	W	4-3	*Duke
3/8	H	L	5-6	Alabama
3/9	H	L	4-7	Alabama
3/10	H	W	8-2	Furman
3/12	A	W	20-8	Francis Marion
3/13	A	W	11-7	Wingate
3/14	A	W	3-0	North Carolina-Wilmington
3/15	A	W	12-5	North Carolina-Wilmington
3/16	A	L	4-9	North Carolina-Wilmington
3/20	A	L ⁽⁷⁾	2-5	*Maryland ⁽¹⁾

3/20	A	W ⁽⁷⁾	8-3	*Maryland ⁽²⁾
3/22	A	W	11-2	Furman
3/23	H	W	10-1	Ohio State
3/25	H	W ⁽⁷⁾	4-3	Georgia Southern ⁽¹⁾
3/25	H	W ⁽⁷⁾	1-0	Georgia Southern ⁽²⁾
3/26	H	W	8-4	*Wake Forest
3/26	H	W ⁽⁶⁾	5-4	Georgia Southern
3/29	H	W	4-2	East Tennessee State
3/30	H	W	2-0	East Tennessee State
3/31	H	W	4-2	East Tennessee State
4/3	A	L	4-6	*N.C. State
4/5	H	W ⁽⁶⁾	8-3	Western Carolina
4/6	A	W	13-7	Georgia
4/7	A	L ⁽¹⁰⁾	6-7	*Georgia Tech
4/10	H	L	4-8	*N.C. State
4/11	A	W	16-0	Erskine
4/12	A	L	5-11	Georgia
4/14	A	W	8-1	*Virginia
4/16	A	L	2-7	*Wake Forest
4/17	H	W	19-6	*Georgia Tech
4/20	N1	W	12-5	+Virginia
4/21	N1	W	8-1	+N.C. State
4/22	A	L	5-6	+North Carolina
4/24	N1	W	14-7	+Duke
4/24	A	W	5-2	+North Carolina
4/25	A	L	1-10	+North Carolina
4/26	H	L ⁽¹⁰⁾	3-8	South Carolina
4/27	H	W	6-3	Georgia
4/29	A	L	7-13	Western Carolina
4/30	A	W	8-1	South Carolina
5/1	A	L	3-4	South Carolina

* - ACC game; + - ACC Tournament; N1 - Chapel Hill, NC

1984 (38-17 Overall; 12-2 ACC, T-1st)

Head Coach: Bill Wilhelm (27th)

Date	St	W-L	Score	Opponent
2/24	A	L	11-17	Georgia Southern
2/25	A	W	10-3	Georgia Southern
2/26	A	W	10-5	Georgia Southern
2/28	H	L ⁽⁷⁾	2-5	Ball State ⁽¹⁾
2/29	H	L ⁽⁷⁾	4-5	Ball State ⁽²⁾
2/29	H	W	9-1	Ball State
3/1	H	L	3-6	Old Dominion
3/2	H	W	6-3	Old Dominion
3/3	A	W	11-4	*Duke
3/4	A	W	7-1	*Duke
3/6	H	L ⁽⁷⁾	4-7	The Citadel ⁽¹⁾
3/6	H	W ⁽⁷⁾	6-0	#The Citadel ⁽²⁾
3/7	H	W	2-1	North Carolina-Wilmington
3/8	H	L	5-8	North Carolina-Wilmington
3/9	H	W	5-4	*Maryland
3/10	H	W	5-2	*Maryland
3/11	H	L	6-9	Georgia
3/12	H	W	8-1	†Marshall ⁽¹⁾
3/14	H	W ⁽⁷⁾	7-3	Marshall ⁽¹⁾
3/14	H	W ⁽⁷⁾	6-0	Marshall ⁽²⁾
3/15	H	W	6-2	*Virginia
3/16	H	W	7-2	*Virginia
3/17	H	L	3-7	Virginia Tech
3/18	H	W	6-2	Virginia Tech
3/19	H	W	8-0	Virginia Tech
3/21	A	L	4-8	Alabama
3/22	A	W ⁽⁷⁾	4-1	Alabama ⁽¹⁾
3/22	A	L ⁽⁷⁾	1-3	Alabama ⁽²⁾
3/23	A	W	11-4	Mississippi
3/24	A	W	4-2	Mississippi
3/25	A	W ⁽¹¹⁾	3-1	Mississippi
3/28	H	W	5-1	*Georgia Tech
3/29	H	W	13-0	Florida State
3/30	H	W	13-3	Florida State
3/31	H	L	2-5	*N.C. State
4/1	H	L	1-3	*North Carolina
4/5	H	W	5-3	Western Carolina
4/6	A	W	13-1	*Wake Forest
4/7	A	W	15-7	*N.C. State
4/8	A	W	5-1	*North Carolina
4/10	H	L	7-9	Furman
4/11	A	W	7-2	*Georgia Tech
4/12	A	L	2-9	Western Carolina

4/13	A	W	10-1	South Carolina-Aiken
4/14	H	W	9-3	*Wake Forest
4/15	A	W	6-0	Winthrop
4/16	H	W	19-0	Augusta
4/18	N1	L	5-8	+Duke
4/19	N1	W	7-6	+Virginia
4/20	N1	W	12-1	+Maryland
4/21	N1	L	6-7	+North Carolina
4/24	A	L	11-14	Georgia
4/25	H	W	5-2	Georgia
4/26	H	W	11-1	Erskine
4/28	A	W	11-5	Vanderbilt

* - ACC game; # - no-hit game; † - Wilhelm's 700th victory; + - ACC Tournament; N1 - Durham, NC

1985 (36-30-1 Overall; 9-4 ACC, T-1st)

Head Coach: Bill Wilhelm (28th)

Date	St	W-L	Score	Opponent
2/16	A	L ⁽¹⁰⁾	9-10	The Citadel
2/17	A	W	12-5	The Citadel
2/23	A	W ⁽⁸⁾	5-3	Valdosta State ⁽¹⁾
2/23	A	L ⁽⁷⁾	3-10	Valdosta State ⁽²⁾
2/25	A	W ⁽⁷⁾	9-0	Valdosta State ⁽¹⁾
2/25	A	W ⁽⁷⁾	6-5	Valdosta State ⁽²⁾
2/28	H	L	3-4	Charlotte
3/2	A	L ⁽⁷⁾	2-11	North Carolina-Wilmington ⁽¹⁾
3/2	A	W ⁽⁷⁾	9-4	North Carolina-Wilmington ⁽²⁾
3/3	A	L	5-8	North Carolina-Wilmington
3/5	H	W	5-0	*Duke
3/6	H	W	11-2	*Duke
3/7	H	L	4-6	Old Dominion
3/8	H	W	8-2	Old Dominion
3/9	A	W ⁽¹⁰⁾	4-3	Charlotte
3/10	A	W	11-4	Francis Marion
3/11	A	L	7-8	Campbell
3/12	A	L	6-10	East Tennessee State
3/13	A	W	15-4	East Tennessee State
3/15	A	T ⁽⁸⁾	4-4	Virginia Tech
3/16	A	L	7-14	Virginia Tech
3/17	A	L	6-20	Virginia Tech
3/18	H	W	3-1	Georgia Southern
3/19	H	W	11-4	Georgia Southern
3/20	H	W	4-3	Kentucky
3/22	H	L	3-7	Kentucky
3/23	A	W	10-9	*Wake Forest
3/24	A	W	7-4	*Wake Forest
3/25	A	W	19-10	Furman
3/26	A	L	11-14	Georgia
3/28	A	L	1-19	*Virginia
3/30	A	W ⁽⁷⁾	7-1	*Maryland ⁽¹⁾
3/30	A	W ⁽⁷⁾	6-0	*Maryland ⁽²⁾
4/1	H	W	16-8	Alabama
4/2	H	W ⁽⁸⁾	5-4	Alabama ⁽¹⁾
4/2	H	L ⁽⁷⁾	5-9	Alabama ⁽²⁾
4/3	H	W	4-2	*Georgia Tech
4/5	H	W	3-2	†North Carolina
4/6	H	W	7-1	*N.C. State
4/7	H	W	13-5	Winthrop
4/9	H	W	3-2	Appalachian State
4/10	A	L	8-9	*Georgia Tech
4/12	A	W	17-0	Davidson
4/13	A	L	3-10	*North Carolina
4/14	A	L	4-9	*N.C. State
4/17	N1	W	17-12	+Maryland
4/18	N1	W	3-2	+North Carolina
4/19	A	L	9-12	+Georgia Tech
4/20	N1	W	10-8	+Virginia
4/20	A	L	5-7	+Georgia Tech
4/23	A	W	9-2	Western Carolina
4/24	A	L	4-11	Georgia
4/25	A	W	6-5	Erskine
4/26	A	L	2-14	South Carolina
4/27	A	L	6-11	South Carolina
4/28	A	L	5-6	South Carolina
4/29	H	W	16-5	South Carolina-Aiken
4/30	H	L	3-4	Georgia
5/10	H	L	2-5	Florida International
5/11	H	W	4-3	Florida International
5/13	H	W	13-1	^Furman

All-Time Results

5/14	H	L	6-12	South Carolina
5/15	H	L	6-8	South Carolina
5/16	H	L	3-8	South Carolina
5/17	N2	L	4-10	New Orleans
5/18	N2	W	12-3	New Orleans
5/19	N2	L ⁽⁸⁾	3-8	New Orleans

* - ACC game; † - Wilhelm's 750th victory; + - ACC Tournament; ^ - first night game ever played at Clemson; N1 - Atlanta, GA; N2 - Greenville, SC

1986 (42-21 Overall; 9-4 ACC, 3rd)

Head Coach: Bill Wilhelm (29th)

Date	St	W-L	Score	Opponent
2/15	A	W	12-5	Coastal Carolina
2/16	A	L	3-9	Coastal Carolina
2/21	A	L	3-9	Georgia Southern
2/22	A	W	12-9	Georgia Southern
2/23	A	W ⁽¹⁰⁾	12-10	Georgia Southern
2/28	H	W	12-2	Vanderbilt
3/1	H	L	3-6	Vanderbilt
3/2	H	L	6-11	Appalachian State
3/3	H	W	13-5	The Citadel
3/4	H	W	16-5	The Citadel
3/5	H	W	5-4	Old Dominion
3/7	H	W	18-8	Francis Marion
3/8	H	L	5-7	Campbell
3/9	H	W	9-4	Winthrop
3/11	H	L	1-2	Old Dominion
3/12	H	W	15-4	*Virginia
3/15	A	W ⁽¹²⁾	8-7	New Orleans
3/16	A	L	8-11	New Orleans
3/17	A	L	7-8	New Orleans
3/18	A	W	11-7	South Alabama
3/19	A	W	10-7	South Alabama
3/21	A	L	1-5	Auburn
3/22	A	L ⁽⁷⁾	2-5	Auburn ⁽¹⁾
3/22	A	L ⁽⁷⁾	8-9	Auburn ⁽²⁾
3/23	A	W	14-11	Auburn
3/25	H	W	9-2	Illinois
3/26	H	W	6-5	Illinois
3/27	H	W	23-8	*Maryland
3/28	H	W	9-2	*Maryland
3/29	H	W	7-1	*Wake Forest
3/30	H	W	22-2	*Wake Forest
4/1	A	W	9-7	Furman
4/2	H	W	5-4	Georgia
4/4	A	W	8-0	Western Carolina
4/5	A	W	6-1	*Duke
4/6	A	W	15-1	*Duke
4/9	A	L	6-13	Georgia
4/10	H	W	18-2	Georgia
4/12	A	L	8-12	*N.C. State
4/13	A	L	8-9	*North Carolina
4/15	H	W	14-1	East Tennessee State
4/16	H	W	6-3	Furman
4/17	H	W	13-7	Western Carolina
4/18	H	W	14-7	Davidson
4/19	H	W	6-2	*North Carolina
4/20	H	L	2-6	*N.C. State
4/22	A	W	6-3	*Georgia Tech
4/24	H	W	9-7	Charlotte
4/25	H	W	16-5	South Carolina
4/26	H	W	9-5	South Carolina
4/27	H	L ⁽¹²⁾	4-9	South Carolina
5/3	A	W	14-11	South Carolina
5/4	A	L	0-5	South Carolina
5/5	A	W	7-6	†South Carolina
5/6	A	W	14-7	Augusta
5/7	H	L	0-7	*Georgia Tech
5/9	N1	L	5-6	Miami (FL)
5/10	N1	W	7-4	Miami (FL)
5/11	N1	W	9-5	Miami (FL)
5/14	N2	W ⁽¹⁴⁾	6-5	+Wake Forest
5/15	N2	L	5-16	+Georgia Tech
5/16	N2	W ⁽¹⁰⁾	7-2	+Maryland
5/17	N2	L	4-6	+N.C. State

* - ACC game; † - Wilhelm's 800th victory; + - ACC Tournament; N1 - Greenville, SC; N2 - Durham, NC

1987 (54-14-1 Overall; 16-5 ACC, 2nd)

Ranked #10 by Baseball America

Ranked #10 by Collegiate Baseball

Head Coach: Bill Wilhelm (30th)

Date	St	W-L	Score	Opponent
2/23	A	W ⁽⁷⁾	9-3	The Citadel ⁽¹⁾
2/23	A	W ⁽⁷⁾	12-0	The Citadel ⁽²⁾
2/25	H	W	8-1	Western Carolina
3/1	H	W ⁽⁸⁾	7-6	Appalachian State ⁽¹⁾
3/1	H	W ⁽⁷⁾	1-0	Appalachian State ⁽²⁾
3/2	H	W ⁽⁷⁾	8-7	North Carolina-Wilmington ⁽¹⁾
3/2	H	W ⁽⁷⁾	4-0	North Carolina-Wilmington ⁽²⁾
3/3	H	W	9-8	Old Dominion
3/4	H	W	4-1	Old Dominion
3/5	H	L	3-10	Georgia Southern
3/6	H	W	8-2	Georgia Southern
3/7	H	W	14-5	Georgia Southern
3/10	H	W ⁽⁷⁾	12-11	Marshall ⁽¹⁾
3/10	H	W ⁽⁷⁾	19-1	Marshall ⁽²⁾
3/11	H	W	20-1	Marshall
3/13	H	W	6-4	*Virginia
3/14	H	W	9-2	*Virginia
3/17	A	W	7-5	Florida International
3/18	A	L	1-6	Florida International
3/20	A	W	8-2	Miami (FL)
3/21	A	W	11-9	Miami (FL)
3/22	A	T	10-10	Miami (FL)
3/23	H	W	14-5	*Maryland
3/25	H	W	18-5	Auburn ⁽¹⁾
3/25	H	L ⁽⁷⁾	4-5	Auburn ⁽²⁾
3/26	H	W	3-2	Auburn
3/28	H	W	12-2	Valdosta State
3/29	H	W	12-6	Valdosta State
3/31	A	W ⁽⁷⁾	25-1	Charlotte
4/1	H	W	3-2	Georgia
4/2	A	L	7-11	Georgia
4/4	H	L ⁽⁷⁾	6-7	*N.C. State ⁽¹⁾
4/4	H	W ⁽⁷⁾	15-5	*N.C. State ⁽²⁾
4/5	H	W	11-5	*North Carolina
4/6	H	W	4-1	Furman
4/7	H	L	5-6	^Greenville Braves
4/8	A	L	2-4	*Georgia Tech
4/10	A	W	12-6	*Wake Forest
4/11	A	W	13-11	*Wake Forest
4/12	A	W	6-3	*Duke
4/13	A	W	11-4	*Virginia
4/15	H	L	6-7	*Georgia Tech
4/16	H	W	13-3	*Wake Forest
4/18	H	W	12-4	*Duke
4/19	H	W	6-3	*Duke
4/20	H	W	5-3	South Carolina
4/21	H	W	7-3	South Carolina
4/22	A	L	2-12	*Georgia Tech
4/25	A	L	3-4	*North Carolina
4/25	N1	W	9-8	*N.C. State
4/26	A	W	14-8	*North Carolina
5/2	A	W	5-3	South Carolina
5/3	A	W	8-7	South Carolina
5/5	A	W	8-1	*Maryland
5/6	A	W	9-7	*Maryland

5/7	A	W ⁽⁸⁾	10-8	†Duke ⁽¹⁾
5/7	A	W ⁽⁷⁾	14-5	†Duke ⁽²⁾
5/8	H	L	6-7	South Alabama
5/9	H	W	1-0	South Alabama
5/10	H	W	11-1	South Alabama
5/13	N2	W	11-4	+Wake Forest
5/14	N2	W	9-4	+North Carolina
5/15	N2	W	8-0	+N.C. State
5/16	N2	L	1-7	+Georgia Tech
5/16	N2	L	7-11	+N.C. State
5/21	N3	W	8-0	\$West Virginia
5/22	N3	W	6-3	\$Seton Hall
5/23	N3	L	5-6	\$Arkansas
5/23	N3	W	6-3	\$Auburn
5/24	N3	L	2-4	\$Arkansas

* - ACC game; + - ACC Tournament; \$ - NCAA South Regional; ^ - exhibition game, not counted in record; † - Wilhelm's 850th victory; ° - not counted in ACC standings; N1 - Chapel Hill, NC; N2 - Greenville, SC; N3 - Huntsville, AL

1988 (54-14 Overall; 18-2 ACC, 1st)

Ranked #15 by Baseball America

Ranked #21 by Collegiate Baseball

Head Coach: Bill Wilhelm (31st)

Date	St	W-L	Score	Opponent
2/20	A	W	8-1	Auburn
2/21	A	L	2-5	Auburn
2/24	H	W	23-6	Charlotte
2/25	H	W	13-12	Georgia
2/27	A	W	12-1	North Carolina-Wilmington
2/28	A	W	13-2	North Carolina-Wilmington
3/1	H	W	8-4	Western Carolina
3/2	H	W	15-3	Furman
3/3	H	W	11-4	East Tennessee State
3/5	A	W	9-4	Charlotte
3/6	H	W	7-1	Appalachian State
3/7	H	W	15-2	Old Dominion
3/8	H	W	7-1	Old Dominion
3/9	H	W	10-2	Old Dominion
3/10	H	W	7-5	Liberty
3/12	H	W	9-6	*Virginia
3/14	N1	W	10-7	Long Beach State
3/15	N1	L	2-9	Brigham Young
3/16	N1	L	5-6	Washington State
3/17	A	L	10-13	Fresno State
3/18	N1	W	5-3	George Washington
3/19	N1	W ⁽⁷⁾	9-3	Oregon State
3/21	H	W ⁽⁷⁾	6-0	*Maryland ⁽¹⁾
3/21	H	W ⁽⁷⁾	5-4	*Maryland ⁽²⁾
3/22	A	L	7-8	Georgia
3/23	A	W	12-7	Furman
3/24	H	W	11-4	Ohio State
3/26	H	L ⁽⁷⁾	1-7	Ohio State ⁽¹⁾
3/26	H	W ⁽⁷⁾	4-3	Ohio State ⁽²⁾
3/27	H	W	8-4	Coastal Carolina
3/28	H	W	7-3	Coastal Carolina
4/1	H	W	5-2	*North Carolina
4/2	H	W	8-5	*North Carolina

4/3	H	W	9-8	*N.C. State
4/4	H	W	20-11	Western Carolina
4/5	H	W	11-10	^Greenville Braves
4/6	H	W	7-3	*Georgia Tech
4/9	A	W ⁽⁷⁾	10-3	*Duke ⁽¹⁾
4/9	A	W ⁽⁷⁾	10-3	*Duke ⁽²⁾
4/10	A	W	8-7	*Wake Forest
4/13	A	W	4-2	*Georgia Tech
4/14	A	W	12-4	Western Carolina
4/15	H	W	11-3	*Duke
4/16	H	W	11-7	*Wake Forest
4/17	H	W	8-5	*Wake Forest
4/19	H	W	18-8	Tennessee
4/20	H	W	6-1	Tennessee
4/21	H	W	7-4	†Georgia Tech
4/22	H	W	7-6	South Carolina
4/23	H	L	7-11	South Carolina
4/24	H	W	8-5	South Carolina
4/30	A	W	5-2	South Carolina
5/1	A	L	6-7	South Carolina
5/2	A	W	8-3	*Virginia
5/3	A	W	6-0	*Virginia
5/6	A	L	3-6	*N.C. State
5/7	A	L	8-9	*N.C. State
5/8	A	W	8-6	*North Carolina
5/11	N2	W	9-1	+Duke
5/12	N2	L	0-1	+North Carolina
5/13	N2	W	9-0	+Maryland
5/14	N2	W	5-4	+North Carolina ⁽¹⁾
5/14	N2	L	6-7	+North Carolina ⁽²⁾
5/22	N3	W	16-1	Saint John's
5/23	N3	W	6-5	Saint John's
5/26	N4	W ⁽¹⁹⁾	3-2	\$Fordham
5/29	N4	L	1-6	\$Rutgers
5/29	N4	W	11-1	†Saint John's
5/30	N4	L	7-8	\$Kentucky

* - ACC game; ^ - exhibition game, not counted in standings; † - Wilhelm's 900th victory; + - ACC Tournament; \$ - NCAA Northeast Regional; N1 - Fresno, CA; N2 - Greenville, SC; N3 - Orlando, FL; N4 - New Britain, CT

1989 (50-20 Overall; 13-5 ACC, 2nd)

ACC Champion

Ranked #14 by Baseball America

Ranked #14 by Collegiate Baseball

Head Coach: Bill Wilhelm (32nd)

Date	St	W-L	Score	Opponent
2/18	A	W	22-5	Coastal Carolina
2/19	A	W	6-5	Coastal Carolina
2/25	H	W	4-2	Auburn
2/26	H	L	6-7	Auburn
2/28	H	W	9-8	Western Carolina
3/2	H	W	13-4	East Tennessee State
3/4	H	W	15-2	North Carolina-Wilmington
3/5	H	W	9-4	North Carolina-Wilmington
3/6	H	L ⁽¹⁰⁾	1-3	Old Dominion
3/7	H	W	6-3	Old Dominion
3/8	H	W ⁽¹⁵⁾	3-2	Old Dominion
3/10	H	W ⁽¹⁰⁾	5-4	Appalachian State
3/11	H	W	10-4	*Virginia
3/12	H	W	8-2	*Virginia
3/14	H	W	7-6	Western Carolina
3/15	H	W	3-0	Furman
3/18	H	W	16-3	*Maryland
3/19	A	W	11-0	*Wake Forest
3/20	A	W	6-2	**Wake Forest
3/24	A	W	6-4	*N.C. State
3/25	A	W	4-3	*North Carolina
3/26	A	L	0-3	*North Carolina
3/28	H	W	7-5	Seton Hall
3/29	H	W	8-5	Seton Hall
3/30	H	W	17-7	Seton Hall
3/31	H	W	7-1	South Carolina
4/1	H	W	12-6	South Carolina
4/2	H	W	9-6	South Carolina
4/3	H	W	15-4	Davidson
4/5	A	W	7-5	Tennessee
4/6	A	W	14-2	Western Carolina



The 1988 Tigers won 54 games and had an 18-2 ACC record.

All-Time Results

C

4/9	H	W	6-3	*Wake Forest
4/10	H	W	12-4	Western Carolina
4/11	A	W	4-0	Furman
4/12	A	W	7-5	*Georgia Tech
4/14	A	W	8-0	*Virginia
4/16	A	L ⁽¹²⁾	4-5	*Maryland ⁽¹⁾
4/16	A	L ⁽⁵⁾	3-4	*Maryland ⁽²⁾
4/18	A	L	5-6	Georgia
4/19	H	W	16-5	*Georgia Tech
4/20	A	W	5-3	South Carolina
4/21	A	L	3-8	South Carolina
4/22	A	L	1-7	South Carolina
4/23	H	L	3-4	*North Carolina
4/25	H	W ⁽¹²⁾	3-2	Georgia
4/26	A	L	4-11	*Georgia Tech
4/28	H	L	5-11	Miami (FL)
4/29	H	L	2-10	Miami (FL)
4/30	H	W	5-4	†Miami (FL)
5/6	H	W	11-3	*N.C. State
5/7	H	W	13-6	*N.C. State
5/8	A	L	1-4	Georgia Southern
5/9	N1	W	4-1	Armstrong State
5/9	A	L ⁽⁵⁾	7-9	Georgia Southern
5/10	N1	L	3-5	Armstrong State
5/10	A	L	1-2	Georgia Southern
5/13	N2	W	8-0	+ Maryland
5/14	N2	W	9-3	+ Georgia Tech
5/15	N2	W	5-4	+ North Carolina
5/16	N2	W	9-2	+ N.C. State
5/16	N2	W	12-4	+ North Carolina
5/19	N3	L ⁽¹⁰⁾	6-8	% Arizona
5/20	N3	L	0-2	% Miami (FL)
5/21	N3	W	7-1	% New Orleans
5/22	A	W	7-0	% North Carolina
5/25	N4	W	6-2	\$Stetson
5/26	N4	L	7-14	\$Auburn
5/27	N4	W	13-5	\$Stetson
5/27	N4	W	11-1	\$Auburn
5/28	A	L	1-8	\$Florida State

* - ACC game; ^ - game suspended at Winston-Salem, NC on Mar. 20 due to inclement weather (completed at Clemson Apr. 9); % - Carolina Invitational; † - Wilhelm's 950th victory; + - ACC Tournament; \$ - NCAA Atlantic Regional; N1 - Statesboro, GA; N2 - Greenville, SC; N3 - Chapel Hill, NC; N4 - Tallahassee, FL

1990 (43-23 Overall; 14-6 ACC, 2nd)

Head Coach: Bill Wilhelm (33rd)

Date	St	W-L	Score	Opponent
2/17	A	W	13-8	North Carolina-Wilmington
2/18	A	W	18-2	North Carolina-Wilmington
2/24	A	W	6-3	Auburn
2/25	A	W	6-0	Auburn
2/28	H	W	14-2	Western Carolina
3/4	A	W	12-9	*Duke ⁽¹⁾
3/4	A	L	3-4	*Duke ⁽²⁾
3/6	H	W	5-3	Old Dominion
3/7	H	W	6-5	Old Dominion
3/8	H	W	8-1	Old Dominion
3/9	H	W	10-4	*Wake Forest
3/10	H	L	1-3	*Wake Forest
3/11	H	W	11-8	*Wake Forest
3/12	H	W	13-0	Marshall
3/13	H	W	7-3	Marshall
3/14	H	W	16-2	Marshall
3/17	H	W ⁽⁷⁾	10-1	*Maryland ⁽¹⁾
3/17	H	W ⁽⁷⁾	7-1	*Maryland ⁽²⁾
3/18	H	W	8-1	*Maryland
3/19	H	W	12-6	Ohio
3/20	H	W	6-4	Ohio
3/22	A	L	2-9	Miami (FL)
3/23	A	L	5-11	Miami (FL)
3/24	A	L	1-2	Miami (FL)
3/27	H	L ⁽⁷⁾	2-11	Coastal Carolina ⁽¹⁾
3/27	H	W ⁽⁷⁾	1-0	Coastal Carolina ⁽²⁾
3/28	A	L	8-9	Georgia
3/31	N1	W	6-0	South Carolina
4/1	H	W ⁽¹¹⁾	6-5	South Carolina



The Tigers celebrate one of Eric Macrina's two homers in a 24-8 win over Georgia Tech in the ACC Tourney title game on May 14, 1991.

4/2	H	W	9-0	South Carolina
4/3	H	W	11-4	East Tennessee State
4/4	A	W	10-2	Furman
4/6	A	L	8-10	*North Carolina
4/7	A	L	3-9	*North Carolina
4/8	A	L	10-11	*North Carolina
4/10	H	W ⁽⁷⁾	2-1	Appalachian State
4/11	H	W	17-6	Furman
4/12	A	L	2-21	South Carolina
4/13	H	W	6-3	*N.C. State
4/14	H	W	20-4	*N.C. State
4/15	H	W	6-5	*N.C. State
4/17	H	W	13-0	Georgia Southern
4/18	H	L	6-9	Georgia Southern
4/20	A	W	12-6	*Virginia
4/21	A	W	19-3	*Virginia
4/22	A	W	8-0	*Virginia
4/24	H	L	5-7	Tennessee
4/25	H	W	14-2	Tennessee
4/27	A	W	14-12	*Georgia Tech
4/28	H	L	3-8	*Georgia Tech
4/29	A	W	17-10	†*Georgia Tech
5/6	A	L	4-5	South Carolina ⁽¹⁾
5/6	A	L ⁽⁷⁾	3-7	South Carolina ⁽²⁾
5/8	A	W	15-3	Tennessee
5/10	H	W	8-4	Campbell
5/12	N1	W	13-3	+Duke
5/13	N1	W	7-3	+Virginia
5/14	N1	L	1-3	+North Carolina
5/15	N1	L	5-6	+N.C. State
5/18	N2	L	0-1	%Southern California
5/19	N2	L	2-5	%Fresno State
5/20	N2	W	9-1	%Arizona
5/21	A	L	2-11	The Citadel
5/25	N3	L	6-9	\$Creighton
5/26	N3	W	8-5	\$Texas-Arlington
5/27	N3	L	3-4	\$Creighton

* - ACC game; † - Wilhelm's 1,000th victory; + - ACC Tournament; % - Carolina Invitational; \$ - NCAA Central Regional; N1 - Greenville, SC; N2 - Chapel Hill, NC; N3 - Austin, TX

1991 (60-10 Overall; 18-3 ACC, 1st)

ACC Champion

College World Series Participant

Ranked #4 by Baseball America

Ranked #8 by Collegiate Baseball

Head Coach: Bill Wilhelm (34th)

Date	St	W-L	Score	Opponent
2/16	A	W	10-4	Georgia Southern
2/17	A	W	16-3	Georgia Southern
2/23	H	W	6-4	Auburn
2/24	H	W	7-3	Auburn
2/25	H	W	13-0	East Tennessee State
2/28	N1	W	6-0	Oklahoma State
3/2	N1	L	8-13	Louisiana-Lafayette

3/2	A	W	14-3	%Nevada-Las Vegas
3/3	N1	W	17-5	%Louisiana-Lafayette
3/7	H	W	9-0	Augusta
3/9	A	L ⁽⁷⁾	10-11	*Wake Forest ⁽¹⁾
3/9	A	W ⁽⁷⁾	13-7	*Wake Forest ⁽²⁾
3/10	A	W	11-5	*Wake Forest
3/15	H	W	5-2	*Virginia
3/16	H	W	15-1	*Virginia
3/17	H	W	12-8	*Virginia
3/19	A	W	23-7	Coastal Carolina
3/20	A	W	10-3	Coastal Carolina
3/21	A	W	11-7	Coastal Carolina
3/22	A	L	4-12	South Carolina
3/23	A	L	10-11	South Carolina
3/24	A	W	5-3	South Carolina
3/26	H	W	10-0	The Citadel
3/27	H	W	12-3	The Citadel
3/28	H	W ⁽⁷⁾	7-5	South Carolina
3/30	H	W	12-1	Columbus ⁽¹⁾
3/30	H	W	2-1	Columbus ⁽²⁾
3/31	A	L	7-9	Western Carolina
4/2	H	W	16-6	Furman
4/3	H	W	13-3	Western Carolina
4/4	H	W	10-1	South Carolina
4/5	H	W	15-6	*North Carolina
4/6	H	W ⁽¹²⁾	6-5	*North Carolina
4/7	H	W	6-2	*North Carolina
4/8	H	W ⁽⁵⁾	5-0	Winthrop
4/9	H	W	4-3	Georgia
4/10	A	W	9-1	Georgia
4/12	A	W	14-3	*N.C. State
4/13	A	L	7-8	*N.C. State
4/14	A	W	16-6	*N.C. State
4/16	H	W	10-5	Appalachian State
4/17	H	W	13-0	Appalachian State
4/19	A	W	11-4	*Maryland
4/20	A	W	7-2	*Maryland
4/21	A	W	17-2	*Maryland
4/23	A	W	8-3	Furman
4/24	H	W	11-8	Georgia
4/25	H	W	7-6	South Carolina
4/26	H	W ⁽¹⁰⁾	9-8	*Georgia Tech
4/27	A	W	8-0	†*Georgia Tech
4/28	H	L	6-11	*Georgia Tech
5/5	H	W	17-4	*Duke
5/6	H	W ⁽⁷⁾	3-2	*Duke
5/7	H	W	6-4	*Duke
5/8	A	L	1-11	Tennessee
5/9	A	W	6-3	Tennessee
5/11	N2	W	13-1	+Maryland
5/12	N2	W	7-2	+Wake Forest
5/13	N2	W	6-5	+Georgia Tech
5/14	N2	W ⁽¹¹⁾	7-4	+Virginia
5/14	N2	W	24-8	+Georgia Tech
5/17	H	W	7-2	Furman
5/18	H	W ⁽⁸⁾	8-0	Furman
5/19	H	W	21-1	Furman

5/23	N3	W	13-5	\$Princeton
5/24	N3	W	8-3	\$Villanova
5/25	N3	W	10-9	\$Mississippi State
5/26	A	W	13-5	\$Maine
6/1	N4	L	4-8	!Creighton
6/3	N4	L	11-12	!Long Beach State

* - ACC game; % - UNLV Desert Classic; † - Wilhelm's 1,050th victory; + - ACC Tournament; \$ - NCAA Northeast Regional; ! - College World Series; N1 - Las Vegas, NV; N2 - Greenville, SC; N3 - Orono, ME; N4 - Omaha, NE

1992 (50-14 Overall; 19-5 ACC, 1st)

Ranked #7 by Baseball America


Ranked #10 by Collegiate Baseball

Head Coach: Bill Wilhelm (35th)

Date	St	W-L	Score	Opponent
2/16	H	W	7-0	Eastern Kentucky ⁽¹⁾
2/16	H	W	22-0	Eastern Kentucky ⁽²⁾
2/19	H	W	6-0	Western Carolina
2/21	H	W	15-1	Tampa
2/22	H	W	16-5	Tampa ⁽¹⁾
2/22	H	W	3-0	Tampa ⁽²⁾
2/29	A	W	4-3	Auburn
3/1	A	W	9-3	Auburn
3/3	H	W	1-0	Winthrop
3/5	H	W	20-2	Furman
3/7	H	W ⁽⁷⁾	7-2	*Wake Forest ⁽¹⁾
3/7	H	W ⁽⁸⁾	2-1	*Wake Forest ⁽²⁾
3/8	H	W	7-5	*Wake Forest
3/9	H	W	2-1	Coastal Carolina
3/10	H	W	12-2	Coastal Carolina
3/13	H	W	15-3	*Maryland
3/14	H	W	10-1	*Maryland
3/15	H	L	9-10	*Maryland
3/17	A	W	15-7	*Duke
3/18	A	W	9-1	*Duke
3/19	A	L	1-2	*Duke
3/20	A	W	8-6	*Virginia
3/21	A	W	5-3	*Virginia
3/22	A	W	8-2	*Virginia
3/23	H	L	3-7	Ohio
3/24	H	W	10-2	Ohio
3/26	A	L	6-8	South Carolina
3/27	H	W	10-4	*Florida State
3/28	H	W	12-0	*Florida State
3/29	H	W	14-0	*Florida State
3/31	A	W	8-4	Georgia
4/1	H	L	2-3	Georgia
4/2	N1	W ⁽¹¹⁾	12-11	Winthrop
4/3	A	W	10-4	*North Carolina
4/4	A	W	7-1	*North Carolina
4/5	A	W	12-5	*North Carolina
4/7	H	W ⁽⁷⁾	10-5	Georgia Southern ⁽¹⁾
4/7	H	W ⁽⁷⁾	7-2	Georgia Southern ⁽²⁾
4/8	H	W	5-3	†South Carolina
4/10	H	W	6-2	*N.C. State
4/11	H	L	3-6	*N.C. State
4/12	H	W	3-2	*N.C. State
4/14	A	L	3-4	Tennessee
4/15	A	W	8-2	Tennessee
4/19	H	W	5-3	Appalachian State
4/20	H	W	7-5	Appalachian State
4/21	H	W	10-9	South Carolina
4/22	A	W	9-1	Georgia
4/24	A	L	2-6	*Georgia Tech
4/25	A	L ⁽¹⁰⁾	6-7	*Georgia Tech
4/26	A	W	5-4	*Georgia Tech
5/2	A	W	8-1	North Carolina-Wilmington
5/3	A	L	1-5	North Carolina-Wilmington
5/4	A	W	10-2	Georgia Southern
5/5	A	W	7-1	Georgia Southern
5/9	N2	W ⁽¹⁰⁾	3-2	+Virginia
5/11	N2	W	5-2	+Florida State
5/12	N2	L	1-11	+N.C. State
5/12	N2	W	5-4	+Georgia Tech
5/13	N2	W	11-0	+Florida State
5/13	N2	L	3-7	+N.C. State
5/21	N3	W	8-4	\$Yale

2007 CLEMSON BASEBALL





The 1994 Tiger team featured six players who went on to play in the Major Leagues, including current Baltimore Oriole Kris Benson.

5/22 N3 L 5-6 \$ California-Los Angeles
5/23 N3 L 6-7 \$ Oklahoma
* - ACC game; † - Wilhelm's 1,100th victory;
+ - ACC Tournament; \$ - NCAA Midwest
Regional; N1 - Fort Mill, SC; N2 - Greenville,
SC; N3 - Starkville, MS

1993 (45-20 Overall; 11-11 ACC, 5th)

ACC Champion

Ranked #17 by Baseball America

Ranked #17 by Collegiate Baseball

Head Coach: Bill Wilhelm (36th)

Date	St	W-L	Score	Opponent
2/20	H	W	9-6	Auburn
2/23	H	W	13-2	Appalachian State
2/24	H	W	11-6	Winthrop
2/27	H	L	6-7	*Duke
2/28	H	W	16-7	*Duke
3/1	H	L	4-13	*Duke
3/2	H	W	7-5	North Carolina-Wilmington ⁽¹⁾
3/2	H	W	9-2	North Carolina-Wilmington ⁽²⁾
3/6	A	L ⁽⁷⁾	1-3	*Wake Forest ⁽¹⁾
3/6	A	W ⁽⁷⁾	4-1	*Wake Forest ⁽²⁾
3/7	A	W	8-5	*Wake Forest
3/9	H	W ⁽¹¹⁾	6-5	Coastal Carolina
3/10	H	W	8-3	Coastal Carolina
3/12	H	W	15-1	*Virginia
3/15	N1	L	0-5	% Nebraska
3/16	N1	L	6-10	% Saint John's
3/17	N1	W	8-7	% Missouri State
3/18	N1	W	5-0	% Texas Tech
3/19	N1	L	0-3	% Kansas State
3/20	N1	W ⁽¹¹⁾	5-4	% Missouri State
3/24	H	W ⁽⁷⁾	10-7	Georgia Southern ⁽¹⁾
3/24	H	W ⁽⁷⁾	4-1	Georgia Southern ⁽²⁾
3/26	H	L	2-12	Ohio
3/27	H	W ⁽⁷⁾	5-2	Ohio
3/28	H	W	21-1	Ohio
3/30	H	W	11-4	Furman
3/31	A	W	6-2	Georgia
4/2	H	W	7-2	*North Carolina
4/3	H	L	5-10	*North Carolina
4/4	H	W	4-3	*North Carolina
4/6	H	W	17-3	South Carolina
4/7	A	W	9-8	South Carolina
4/9	A	W	4-1	*N.C. State
4/10	A	L	5-20	*N.C. State
4/11	A	L	12-13	*N.C. State
4/13	A	W	12-2	Western Carolina
4/14	H	W	8-6	Georgia
4/15	H	W	8-1	Western Carolina
4/17	A	W	6-2	*Maryland
4/18	N2	L	4-8	*Maryland
4/19	A	W	22-4	*Maryland
4/20	A	W	17-2	Furman
4/21	H	W ⁽¹¹⁾	8-7	South Carolina
4/23	H	L	0-11	*Georgia Tech
4/24	H	L	5-10	*Georgia Tech

4/25 H L 0-6 *Georgia Tech

5/2	A	W	17-1	Winthrop
5/4	H	W	10-3	Tennessee
5/5	H	W	4-2	Tennessee
5/7	A	W	7-6	*Florida State
5/8	A	L ⁽¹⁰⁾	3-4	*Florida State
5/9	A	W	5-1	*Florida State
5/11	H	L	2-4	Georgia
5/12	A	L	5-8	South Carolina
5/13	H	W	12-5	Charlotte
5/15	N3	W	4-2	+Duke
5/16	N3	W	6-1	+Florida State
5/17	N3	W	9-8	+Georgia Tech
5/18	N3	W	7-4	+North Carolina
5/18	N3	L	5-7	+Florida State
5/19	N3	W	11-7	+N.C. State
5/28	N4	W	7-3	\$ Rutgers
5/29	N4	W	10-3	\$ Fresno State
5/30	N4	L	4-11	\$ Fresno State
5/31	N4	L	1-9	\$ Kansas

* - ACC game; % - Pepsi/Johnny Quik Best-of-the-West Tournament; + - ACC Tournament; \$ - NCAA Midwest Regional; N1 - Fresno, CA; N2 - Baltimore, MD; N3 - Greenville, SC; N4 - Knoxville, TN

1994 (57-18 Overall; 20-4 ACC, 1st)

ACC Champion

Ranked #4 by Baseball America

Ranked #9 by Collegiate Baseball

Ranked #9 by Sports Weekly

Head Coach: Jack Leggett (1st)

Date	St	W-L	Score	Opponent
2/12	H	W	3-1	Western Carolina ⁽¹⁾
2/12	H	W	4-1	Western Carolina ⁽²⁾
2/13	H	W ⁽¹³⁾	6-5	Western Carolina
2/19	H	W	14-1	Tennessee
2/20	H	W	4-2	Tennessee
2/24	N1	L	5-11	% Fresno State
2/24	A	W	11-6	% Nevada-Las Vegas
2/25	N1	W	13-3	% Rice
2/26	N1	L	3-12	% Rice
2/27	N1	W ⁽¹⁰⁾	13-8	% Fresno State
3/3	H	W	11-4	Furman
3/4	H	W	5-4	*Wake Forest
3/5	H	W	5-4	*Wake Forest
3/6	H	W	8-6	*Wake Forest
3/7	H	W	14-2	North Carolina-Wilmington
3/8	H	W ⁽¹³⁾	8-7	North Carolina-Wilmington
3/9	A	W	9-2	Georgia
3/11	H	W	7-5	*Maryland
3/12	H	W	18-2	*Maryland
3/13	H	W	6-5	*Maryland
3/15	H	W	4-1	New Hampshire
3/16	H	L	4-7	South Carolina
3/18	A	W	6-1	Hawaii-Hilo
3/19	A	W	13-5	Hawaii-Hilo ⁽¹⁾
3/19	A	W	10-3	Hawaii-Hilo ⁽²⁾

3/21	N2	L	2-9	^Oregon State
3/22	N2	L	2-9	^Lewis-Clark State
3/23	A	W	7-3	^Hawaii
3/25	N2	W ⁽⁷⁾	3-2	^Washington
3/25	N2	W ⁽⁷⁾	3-1	^Grand Canyon
3/26	N2	L ⁽¹¹⁾	1-2	^Washington
3/27	N2	W	9-0	^Grand Canyon
3/29	H	W	7-5	Georgia Southern
3/30	H	L	2-3	Georgia Southern
4/1	A	W	3-2	*Virginia
4/2	A	W	11-6	*Virginia
4/3	A	W	11-4	*Virginia
4/5	H	W	6-3	Georgia
4/6	A	W	7-2	South Carolina
4/8	H	W ⁽¹⁰⁾	10-8	*N.C. State
4/9	H	W	9-5	*N.C. State
4/10	H	W ⁽¹⁰⁾	6-5	*N.C. State
4/12	H	W	8-2	Appalachian State
4/13	A	L ⁽¹⁷⁾	4-5	South Carolina
4/15	A	W	7-6	*Duke
4/16	A	L	7-8	*Duke
4/17	A	W	7-0	*Duke
4/18	H	W	16-6	Charleston Southern
4/19	A	W	10-6	Georgia
4/20	H	L	3-4	South Carolina
4/22	A	W	11-1	*North Carolina
4/23	A	L	0-5	*North Carolina
4/24	A	W	3-2	*North Carolina
4/26	A	W	3-2	Tennessee
4/27	A	L ⁽¹⁰⁾	1-5	Tennessee
4/29	H	W	7-5	Miami (FL)
4/30	H	L	3-6	Miami (FL)
5/1	H	W ⁽¹²⁾	9-8	Miami (FL)
5/7	H	W	5-2	*Florida State
5/8	H	W	9-5	*Florida State
5/9	H	L	3-8	*Florida State
5/10	A	W	9-7	Coastal Carolina
5/11	A	W	8-0	Coastal Carolina
5/13	A	W ⁽¹⁰⁾	9-8	*Georgia Tech
5/14	A	L	4-20	*Georgia Tech
5/15	A	W	7-4	*Georgia Tech
5/18	N3	W	7-1	+Maryland
5/19	N3	W	17-5	+N.C. State
5/20	N3	W	9-6	+Georgia Tech
5/21	N3	L	4-10	+Florida State
5/22	N3	W	4-1	+Florida State
5/26	H	W	5-1	\$The Citadel
5/27	H	L	1-8	\$Notre Dame
5/28	H	W	6-1	\$Old Dominion
5/28	H	L	5-11	\$Auburn

* - ACC game; % - UNLV Desert Classic; ^ - Hawaii Easter Tournament; + - ACC Tournament; \$ - NCAA East Regional; N1 - Las Vegas, NV; N2 - Honolulu, HI; N3 - Greenville, SC

1995 (54-14 Overall; 20-4 ACC, 1st)

College World Series Participant

Ranked #8 by Baseball America

Ranked #8 by Collegiate Baseball

Ranked #8 by Sports Weekly

Head Coach: Jack Leggett (2nd)

Date	St	W-L	Score	Opponent
2/17	N1	L	2-5	Oklahoma State
2/18	A	W	18-0	Texas-Arlington
2/19	N1	W	7-2	Arkansas State
2/24	H	W	16-2	George Mason
2/25	H	W	13-0	George Mason
2/26	H	W	9-3	George Mason
3/1	H	W	6-4	Tennessee
3/2	H	W ⁽¹⁰⁾	7-6	Tennessee
3/4	H	W	10-5	Old Dominion ⁽¹⁾
3/4	H	W	12-6	Old Dominion ⁽²⁾
3/5	H	W	7-1	Old Dominion
3/7	H	W	5-0	James Madison
3/8	H	W	16-6	James Madison
3/10	H	W	10-0	*Duke
3/11	H	W	8-4	*Duke
3/12	H	W	9-1	*Duke
3/14	A	W	5-2	Western Carolina

3/15 H W 11-0 Appalachian State

3/17	A	W	10-7	*Wake Forest
3/18	A	W	4-3	*Wake Forest
3/19	A	W	10-5	*Wake Forest
3/21	A	W	9-7	Old Dominion
3/22	A	W	4-2	Old Dominion
3/24	A	W ⁽¹²⁾	4-3	*Maryland
3/25	A	W	11-3	*Maryland
3/26	A	W	12-2	*Maryland
3/28	A	L	2-4	South Carolina
3/29	H	W	5-4	Western Carolina
3/31	H	W	3-2	*North Carolina
4/1	H	W	20-1	*North Carolina
4/2	H	L	8-11	*North Carolina
4/4	H	W	7-2	South Carolina
4/5	A	L	7-8	Georgia
4/7	H	W	5-4	*Virginia
4/8	H	W	9-0	*Virginia
4/9	H	W	5-2	*Virginia
4/11	H	W	5-4	Georgia
4/12	H	W	11-1	South Carolina
4/14	A	W ⁽¹⁰⁾	17-15	*N.C. State
4/15	A	W	13-1	*N.C. State
4/16	A	W	13-4	*N.C. State
4/18	H	W	5-1	Coastal Carolina
4/19	H	W	7-2	Coastal Carolina
4/21	A	L	2-5	*Florida State
4/22	A	L	2-7	*Florida State
4/23	A	L	8-9	*Florida State
4/25	H	W	19-5	Furman
4/26	A	W	18-6	South Carolina
4/28	H	W	8-5	*Georgia Tech
4/29	H	W	6-1	*Georgia Tech
4/30	H	W	6-5	*Georgia Tech
5/7	A	W	7-4	Georgia Southern
5/8	A	L ⁽¹²⁾	14-15	Georgia Southern
5/12	A	L	6-7	Miami (FL)
5/13	A	W	7-5	Miami (FL)
5/14	A	L	4-8	Miami (FL)
5/17	N2	W	10-0	+Maryland
5/18	N2	W	6-4	+North Carolina
5/19	N2	W	11-0	+Florida State
5/20	N2	W	16-7	+N.C. State
5/20	N2	L	2-12	+Florida State
5/21	N2	L	2-8	+Florida State
5/25	H	W	8-4	\$Navy
5/26	H	W	11-5	\$Jacksonville
5/27	H	W	9-5	\$Winthrop
5/28	H	W	7-4	\$Alabama
6/3	N3	L	1-3	!Tennessee
6/5	N3	L	3-8	!Stanford

* - ACC game; + - ACC Tournament; \$ - NCAA East Regional; ! - College World Series; N1 - Arlington, TX; N2 - Greenville, SC; N3 - Omaha, NE

1996 (51-17 Overall; 17-7 ACC, 2nd)

College World Series Participant

Ranked #4 by Collegiate Baseball

Ranked #4 by Sports Weekly

Ranked #5 by Baseball America

Head Coach: Jack Leggett (3rd)

Date	St	W-L	Score	Opponent
2/16	H	W	4-0	South Florida
2/17	H	L	5-6	South Florida
2/18	H	L	2-7	South Florida
2/23	H	W	7-3	Maine
2/24	H	W	6-5	Maine ⁽¹⁾
2/24	H	W	5-1	Maine ⁽²⁾
2/25	H	W	6-1	Maine
2/27	A	W	8-3	Tennessee
2/28	A	W ⁽¹⁰⁾	10-4	Tennessee
3/1	H	W	11-3	Coastal Carolina
3/2	H	W	8-7	Coastal Carolina
3/3	H	W	13-4	Coastal Carolina
3/5	H	W	4-2	Western Carolina
3/8	H	W	8-4	Virginia Tech
3/9	H	W	6-2	Virginia Tech
3/10	H	W	4-0	Virginia Tech
3/12	H	W	18-2	Siena

All-Time Results

C

3/13	H	W	9-3	Siena
3/16	A	L ⁽⁷⁾	4-7	*Duke ⁽¹⁾
3/16	A	L ⁽⁷⁾	0-2	*Duke ⁽²⁾
3/17	A	W	7-2	*Duke
3/20	H	W	11-3	Ohio
3/21	H	L	3-9	Ohio
3/22	H	W	4-0	*Maryland
3/23	H	W	7-0	*Maryland
3/24	H	W	16-6	*Maryland
3/28	A	W	13-3	Western Carolina
3/29	A	W	8-1	*Virginia
3/30	A	L	2-3	*Virginia
3/31	A	W	9-3	*Virginia
4/2	H	W	5-4	Georgia
4/3	A	W	4-2	South Carolina
4/5	H	W	9-1	*Wake Forest
4/6	H	W	6-0	*Wake Forest
4/7	H	L	7-8	*Wake Forest
4/9	H	W	10-4	Western Carolina
4/10	H	W	11-0	South Carolina
4/12	A	W	11-1	*North Carolina
4/13	A	W	7-5	*North Carolina
4/14	A	W	7-2	*North Carolina
4/16	A	L	2-6	Georgia
4/17	H	W	8-0	South Carolina
4/21	H	L ⁽¹⁰⁾	6-8	Georgia Southern ⁽¹⁾
4/21	H	L ⁽¹⁸⁾	7-9	Georgia Southern ⁽²⁾
4/23	A	W	7-5	South Carolina
4/24	H	W	12-5	Charleston Southern
4/25	H	L	6-18	*N.C. State
4/26	H	W	14-0	*N.C. State
4/27	H	L ⁽¹⁰⁾	1-4	*N.C. State
5/4	H	W	3-0	*Florida State
5/5	H	W	2-1	*Florida State
5/6	H	W	2-0	*Florida State
5/8	H	W	13-4	Furman
5/10	A	W ⁽¹⁰⁾	9-8	*Georgia Tech
5/11	A	L	0-4	*Georgia Tech
5/12	A	W	9-2	*Georgia Tech
5/16	N1	W	6-1	+ Duke
5/16	N1	W	6-1	+ Georgia Tech
5/17	N2	L	2-4	+ Virginia
5/18	N2	L	1-2	+ Florida State
5/23	H	W	9-1	\$ Charleston Southern
5/24	H	W	5-1	\$ Old Dominion
5/25	H	W	6-3	\$ West Virginia
5/26	H	W	12-5	\$ Tennessee
5/31	N3	L	3-7	! Miami (FL)
6/2	N3	W ⁽¹⁰⁾	8-5	! Oklahoma State
6/4	N3	W	14-13	! Alabama
6/5	N3	L	5-14	! Miami (FL)

* - ACC game; + - ACC Tournament; \$ - NCAA East Regional; ! - College World Series; N1 - Chapel Hill, NC; N2 - Durham, NC; N3 - Omaha, NE

1997 (41-23 Overall; 13-10 ACC, 4th)

Ranked #24 by Sports Weekly
Head Coach: Jack Leggett (4th)

Date	St	W-L	Score	Opponent
2/15	H	W	6-2	Morehead State ⁽¹⁾
2/15	H	W	9-1	Morehead State ⁽²⁾
2/16	H	W	1-0	Morehead State
2/18	H	W	7-2	Charleston Southern
2/22	H	W	7-6	Kentucky ⁽¹⁾
2/22	H	W	4-3	Kentucky ⁽²⁾
2/23	H	W	10-3	Kentucky
2/27	N1	W	8-7	% California State-Northridge
2/28	N1	W	12-7	% Northwestern
2/28	A	L	3-4	% Nevada-Las Vegas
3/1	N1	W	10-2	% Northwestern
3/2	N1	L	5-18	% California State-Northridge
3/4	H	W	12-5	James Madison
3/5	H	W	11-3	James Madison
3/7	H	W	17-2	Coastal Carolina
3/8	H	W	22-11	Coastal Carolina
3/9	H	W	13-3	Coastal Carolina
3/12	H	W	17-4	Appalachian State
3/14	H	W	3-2	*Virginia
3/15	H	W	6-1	*Virginia

3/16	H	W	7-3	*Virginia
3/19	A	L	3-7	Tennessee
3/21	A	L	1-13	*Maryland
3/22	A	W	17-10	*Maryland
3/23	A	L ⁽¹⁰⁾	6-7	*Maryland
3/25	A	L	4-9	Western Carolina
3/26	H	W	14-9	Western Carolina
3/28	A	L	2-11	*Wake Forest
3/29	A	W	10-9	*Wake Forest
3/30	A	W	18-7	*Wake Forest
4/1	A	L	2-3	Georgia
4/2	H	L	3-11	South Carolina
4/4	A	W	10-7	*Florida State
4/5	A	L	5-20	*Florida State
4/6	A	L ⁽¹²⁾	10-11	*Florida State
4/8	H	W	10-7	Furman
4/9	A	W	15-1	South Carolina
4/11	H	W	11-1	Duke
4/12	H	L ⁽¹⁰⁾	3-4	*Duke
4/13	H	W	14-2	*Duke
4/15	H	W	13-5	Tennessee
4/16	H	W	12-9	South Carolina
4/18	A	L	9-16	*N.C. State
4/19	A	L	4-17	*N.C. State
4/20	A	L	7-9	*N.C. State
4/23	A	L	16-38	South Carolina
4/25	H	W	7-4	*Georgia Tech
4/26	H	L	4-19	*Georgia Tech
5/2	A	W	11-4	Davidson
5/4	H	W	17-2	*North Carolina
5/5	H	W	11-10	*North Carolina
5/6	H	W	5-4	*North Carolina
5/7	H	W	9-8	Charleston Southern
5/9	H	L	11-12	California
5/10	H	W	15-3	California
5/11	H	L	10-12	California
5/14	N2	W	8-6	+ Wake Forest
5/15	N2	W	7-4	+ Georgia Tech
5/16	N2	L	4-8	+ Florida State
5/17	N2	W ⁽¹⁰⁾	11-6	+ N.C. State
5/17	N2	L	0-10	+ Florida State
5/22	N3	W	13-9	% Nevada
5/23	N3	L	6-10	% Rice
5/24	N3	L	7-12	% Texas State

* - ACC game; % - UNLV Desert Classic; + - ACC Tournament; \$ - NCAA Central Regional; N1 - Las Vegas, NV; N2 - Saint Petersburg, FL; N3 - Lubbock, TX

1998 (43-16 Overall; 14-9 ACC, T-2nd)

Ranked #19 by Sports Weekly
Ranked #21 by Baseball America
Ranked #23 by Collegiate Baseball

Head Coach: Jack Leggett (5th)

Date	St	W-L	Score	Opponent
2/6	N1	W	4-2	% South Florida
2/7	N1	W	7-6	% Central Florida
2/8	N1	W	9-4	% Auburn
2/13	H	L	1-6	East Carolina
2/14	H	W	16-4	East Carolina
2/15	H	W	8-2	East Carolina
2/20	H	W	5-4	Old Dominion
2/21	H	W	11-10	Old Dominion
2/22	H	W	12-7	Old Dominion
2/26	H	W	11-7	Charlotte
2/27	H	W	13-0	North Carolina-Wilmington
2/28	H	W	19-6	North Carolina-Wilmington
3/1	H	W	6-3	North Carolina-Wilmington
3/3	H	W	6-5	Florida Atlantic
3/4	H	L	5-6	Florida Atlantic
3/6	H	W	22-4	Stetson
3/8	H	W	10-5	Stetson ⁽¹⁾
3/8	H	W ⁽⁸⁾	9-4	Stetson ⁽²⁾
3/10	H	W	17-3	Coastal Carolina
3/13	H	W	12-2	Maine
3/14	H	W	18-2	Maine ⁽¹⁾
3/14	H	W	19-11	Maine ⁽²⁾
3/17	H	W	5-1	Western Carolina
3/19	A	L	7-10	Western Carolina
3/20	H	W	5-3	*Maryland

3/21	H	W	19-6	*Maryland
3/22	H	W	15-6	*Maryland
3/25	H	W	5-0	The Citadel
3/27	H	W	10-2	*Wake Forest
3/28	H	W	6-5	*Wake Forest
3/29	H	L	2-8	*Wake Forest
3/31	H	W ⁽¹⁰⁾	5-4	Georgia
4/1	A	W	6-4	South Carolina
4/3	A	W	9-7	*Virginia
4/4	A	L	6-7	*Virginia
4/5	A	W	15-6	*Virginia
4/7	H	W	18-0	Furman
4/8	H	W	13-3	Charleston Southern
4/11	A	W	8-2	*Duke ⁽¹⁾
4/11	A	L	6-7	*Duke ⁽²⁾
4/12	A	L	2-6	*Duke
4/15	H	W	14-6	North Carolina-Asheville
4/17	H	W ⁽¹²⁾	11-10	*N.C. State
4/18	H	W	17-6	*N.C. State
4/22	A	W	9-2	Georgia
4/24	H	W	2-1	*Florida State
4/25	H	W	5-4	*Florida State
4/26	H	L	2-7	*Florida State
5/3	A	L	6-7	*Georgia Tech
5/4	A	L	7-9	*Georgia Tech
5/5	A	L	5-14	*Georgia Tech
5/9	A	L	9-12	*North Carolina ⁽¹⁾
5/9	A	W	8-1	*North Carolina ⁽²⁾
5/10	A	W	7-6	*North Carolina
5/13	N2	L	1-4	+ North Carolina
5/14	N2	L	6-10	+ Georgia Tech
5/21	H	W	12-3	\$ The Citadel
5/22	H	L ⁽¹⁶⁾	1-2	\$ South Alabama
5/23	H	L	5-8	\$ Southern California

* - ACC game; % - Olive Garden Classic; + - ACC Tournament; \$ - NCAA East Regional; N1 - Kissimmee, FL; N2 - Durham, NC


1999 (42-27 Overall; 13-10 ACC, 3rd)

Ranked #13 by Collegiate Baseball
Ranked #14 by Sports Weekly
Ranked #17 by Baseball America

Head Coach: Jack Leggett (6th)

Date	St	W-L	Score	Opponent
2/12	H	W	10-7	Kansas State
2/13	H	W	10-4	Kansas State
2/14	H	W	11-3	Kansas State
2/25	N1	W	13-12	% Washington
2/26	N1	L	3-4	% Creighton
2/26	A	L ⁽¹⁰⁾	11-12	% Nevada-Las Vegas
2/27	N1	L	5-7	% Nevada
2/28	N1	W	13-10	% Creighton
3/3	H	L	15-18	The Citadel

3/5	H	L	9-10	Liberty
3/6	H	L	8-11	Liberty ⁽¹⁾
3/6	H	W	11-6	Liberty ⁽²⁾
3/10	H	W	14-6	Coastal Carolina
3/12	H	W	14-4	George Mason
3/13	H	W	13-2	George Mason ⁽¹⁾
3/13	H	W	21-0	George Mason ⁽²⁾
3/16	A	L	4-5	East Carolina
3/17	A	L	2-14	East Carolina
3/19	A	W	8-6	*Maryland
3/20	A	W	9-2	*Maryland
3/23	H	W	17-5	Georgia
3/24	H	W	12-4	Wofford
3/26	A	L	1-5	*Wake Forest
3/27	A	L	6-11	*Wake Forest
3/28	A	L	2-10	*Wake Forest
3/30	A	W	7-6	Georgia
4/1	H	W	18-1	East Tennessee State
4/2	N2	L	3-5	Miami (FL)
4/3	N2	W	7-5	Miami (FL)
4/4	N2	L	11-14	Miami (FL)
4/6	A	L ⁽¹⁰⁾	8-9	Western Carolina
4/7	H	W	16-11	Western Carolina
4/9	A	L	0-8	*Florida State
4/10	A	W	8-4	*Florida State
4/11	A	L	3-5	*Florida State
4/13	H	W	12-9	Furman
4/14	A	W	8-7	South Carolina
4/16	H	W	18-1	*Duke
4/17	H	L ⁽¹⁰⁾	3-5	*Duke
4/18	H	W	7-5	*Duke
4/21	H	W	5-4	South Carolina
4/23	H	W	24-4	*Georgia Tech
4/24	H	W	13-8	*Georgia Tech
4/25	H	W	6-5	*Georgia Tech
5/1	H	L	3-9	*Virginia ⁽¹⁾
5/1	H	W ⁽¹¹⁾	5-4	*Virginia ⁽²⁾
5/2	H	W	12-5	*Virginia
5/4	H	W ⁽¹⁰⁾	11-10	Western Carolina
5/7	H	W	14-2	Winthrop
5/8	H	L	2-4	Coastal Carolina
5/9	H	W	20-7	*North Carolina
5/10	H	W	5-4	*North Carolina
5/11	H	L	5-7	*North Carolina
5/14	A	L	9-19	*N.C. State
5/15	A	L	4-7	*N.C. State
5/16	A	W	7-4	*N.C. State
5/19	N3	W	7-6	+ N.C. State
5/20	N3	L	3-6	+ Wake Forest
5/21	N3	W	7-6	+ Maryland
5/22	N3	W	8-7	+ Florida State
5/22	N3	L	5-9	+ Wake Forest
5/28	N4	L	5-23	\$ Missouri State



Clemson scored all 19 of its runs in the third inning in a 19-6 win over Maryland on March 21, 1998. Matt Padgett (left) and Jason Harris (right) each had two hits and scored two runs in the inning.

2007 CLEMSON BASEBALL



All-Time Results

5/29 N4 W 17-3 \$Delaware
5/29 A W 12-4 \$Arkansas
5/30 N4 W 8-7 \$Missouri State⁽¹⁾
5/30 N4 W 7-5 \$Missouri State⁽²⁾
6/4 A L 3-20 ¶Texas A&M
6/5 A W 10-3 ¶Texas A&M
6/6 A L 4-5 ¶Texas A&M

* - ACC game; % - UNLV/Coors Desert Classic; + - ACC Tournament; \$ - NCAA Fayetteville (AR) Regional; ¶ - NCAA College Station (TX) Super Regional; N1 - Las Vegas, NV; N2 - Fort Mill, SC; N3 - Durham, NC; N4 - Fayetteville, AR

2000 (51-18 Overall; 17-7 ACC, 2nd)

College World Series Participant

Ranked #5 by Sports Weekly

Ranked #6 by Collegiate Baseball

Ranked #7 by Baseball America

Head Coach: Jack Leggett (7th)

Date	St	W-L	Score	Opponent
1/28	N1	W	3-1	% Rice
1/29	N1	W	4-0	% Miami (FL)
1/30	N1	L	0-5	% Central Florida
2/18	H	W	5-0	Old Dominion
2/19	H	W	3-1	Old Dominion
2/20	H	W	10-2	Old Dominion
2/25	H	W	5-1	James Madison
2/26	H	W	12-4	James Madison
2/27	H	W	5-3	James Madison
3/1	H	W	4-3	Coastal Carolina
3/3	H	W	8-0	Nevada-Las Vegas
3/4	H	W	5-3	Nevada-Las Vegas
3/5	H	L	3-4	Nevada-Las Vegas
3/8	H	W	10-6	William & Mary
3/10	H	W	9-4	Ohio ⁽¹⁾
3/10	H	W	6-1	Ohio ⁽²⁾
3/11	H	W	16-2	Ohio
3/14	H	W	7-0	East Carolina
3/15	H	L	4-12	East Carolina
3/17	H	W	8-6	*Maryland
3/18	H	W	9-3	*Maryland ⁽¹⁾
3/18	H	W	11-2	*Maryland ⁽²⁾
3/22	H	W	14-2	Charlotte
3/24	H	W	9-3	The Citadel
3/25	H	W	7-5	The Citadel
3/26	H	W	6-3	The Citadel
3/29	A	L	6-10	Georgia
3/31	A	L	0-6	*North Carolina
4/1	A	W	10-2	*North Carolina
4/2	A	L	2-5	*North Carolina
4/4	H	W	11-7	Western Carolina
4/5	H	W	3-2	Furman
4/7	H	L	1-5	*N.C. State
4/8	H	W	9-0	*N.C. State
4/9	H	W	8-4	*N.C. State
4/11	H	W	9-7	Georgia
4/12	H	L	3-6	South Carolina
4/15	H	W ⁽¹⁵⁾	6-5	*Wake Forest ⁽¹⁾
4/15	H	W	5-4	*Wake Forest ⁽²⁾
4/16	H	L	4-6	*Wake Forest
4/18	H	W	17-5	Elon
4/19	A	L ⁽¹²⁾	8-9	South Carolina

4/21 A W 8-5 *Duke
4/22 A W 8-5 *Duke
4/23 A W 12-8 *Duke
4/26 N2 W 13-4 Western Carolina
4/28 A L 4-7 *Georgia Tech
4/29 A L 7-9 *Georgia Tech
4/30 A W 13-12 *Georgia Tech

5/6 H W 8-7 *Florida State
5/7 H W 5-4 *Florida State
5/8 H W 7-4 *Florida State

5/11 A L 4-6 Liberty
5/13 A W 9-7 *Virginia⁽¹⁾
5/13 A L 0-11 *Virginia⁽²⁾
5/14 A W 20-9 *Virginia
5/17 N3 W 9-5 +Virginia
5/18 N3 W 8-4 +Florida State
5/19 N3 L 8-9 +Georgia Tech
5/20 N3 W 12-5 +Virginia
5/20 N3 L 4-8 +Georgia Tech

5/26 H W 4-0 \$Middle Tennessee
5/27 H W 9-3 \$Illinois
5/28 H W 21-3 \$Middle Tennessee

6/2 H W 11-4 ¶Mississippi State
6/3 H W 9-4 ¶Mississippi State
6/9 N4 W 10-6 !San Jose State

6/11 N4 L 4-10 !Stanford
6/14 N4 L 4-5 !Louisiana-Lafayette

* - ACC game; % - ACC Disney Blast; + - ACC Tournament; \$ - NCAA Clemson (SC) Regional; ¶ - NCAA Clemson (SC) Super Regional; ! - College World Series; N1 - Lake Buena Vista, FL; N2 - Asheville, NC; N3 - Fort Mill, SC; N4 - Omaha, NE

2001 (41-22 Overall; 17-7 ACC, 2nd)

Ranked #13 by Collegiate Baseball

Ranked #14 by Sports Weekly

Ranked #17 by Baseball America

Head Coach: Jack Leggett (8th)

Date	St	W-L	Score	Opponent
2/16	H	L	5-10	Richmond
2/17	H	W	14-4	Richmond
2/18	H	W	7-3	Richmond
2/22	A	W	10-6	% Nevada-Las Vegas
2/23	N1	W	9-5	% Oregon State
2/23	A	L	6-14	% Nevada-Las Vegas
2/24	N1	L	9-10	% Oregon State
2/25	N1	W ⁽⁷⁾	13-2	% Oregon State
2/28	H	W	7-4	Furman
3/3	H	L	8-21	South Carolina
3/4	A	W	7-4	South Carolina
3/7	H	W	5-3	College of Charleston
3/10	H	W	5-2	Ohio
3/11	H	W	17-4	Ohio
3/13	H	L ⁽¹⁰⁾	9-12	Georgia Southern
3/14	H	W	9-3	Georgia Southern
3/16	A	W	8-6	*Maryland
3/17	A	W	9-6	*Maryland
3/18	A	W	7-0	*Maryland
3/20	A	W	11-1	Old Dominion
3/21	A	L	8-10	Old Dominion
3/23	A	W ⁽¹²⁾	4-1	*Wake Forest
3/24	A	L	3-12	*Wake Forest

3/25 A W 9-1 *Wake Forest
3/27 H W 6-0 Wofford
3/28 A L 4-8 Georgia
3/30 H W 24-3 New York Tech
3/31 H W 13-0 New York Tech⁽¹⁾
3/31 H W 14-0 New York Tech⁽²⁾

4/4 H L 4-8 Winthrop
4/6 A L 4-7 *Florida State
4/7 A L 6-7 *Florida State
4/8 A L 1-6 *Florida State
4/10 H L 5-10 Coastal Carolina
4/11 H W⁽¹¹⁾ 8-7 Coastal Carolina
4/13 H W 10-2 *Duke
4/14 H W 10-1 *Duke
4/15 H W 6-4 *Duke
4/17 H W 10-4 Georgia
4/18 A L 3-9 South Carolina
4/20 H W 3-0 *Georgia Tech
4/21 H W 5-1 *Georgia Tech
4/22 H L 3-5 *Georgia Tech
4/24 H W 8-2 Western Carolina
4/25 H L 1-2 South Carolina
4/27 H W 6-3 *North Carolina
4/28 H W⁽¹⁰⁾ 10-9 *North Carolina
4/29 H L 0-4 *North Carolina

5/5 A W 7-6 *N.C. State⁽¹⁾
5/5 A L 3-4 *N.C. State⁽²⁾
5/6 A W 10-2 *N.C. State
5/9 A W⁽¹¹⁾ 9-6 Furman
5/12 H W 8-1 *Virginia⁽¹⁾
5/12 H W 17-1 *Virginia⁽²⁾
5/13 H W 5-4 *Virginia

5/16 N2 L 3-7 +Virginia
5/17 N2 W 7-6 +North Carolina
5/18 N2 L 4-5 +Florida State
5/25 H W 4-1 \$William & Mary
5/26 H W 24-4 \$Seton Hall
5/27 H W 8-2 \$Seton Hall

6/1 A L 8-10 ¶Miami (FL)
6/2 A L 6-14 ¶Miami (FL)

* - ACC game; + - ACC Tournament; \$ - NCAA Clemson (SC) Regional; ¶ - NCAA Coral Gables (FL) Super Regional; N1 - Las Vegas, NV; N2 - Fort Mill, SC

2002 (54-17 Overall; 16-8 ACC, 4th)

College World Series Participant

Ranked #3 by Baseball America

Ranked #3 by Collegiate Baseball

Ranked #3 by Sports Weekly

Head Coach: Jack Leggett (9th)

Date	St	W-L	Score	Opponent
2/22	H	W	7-4	Auburn
2/23	H	W	8-5	Auburn
2/24	H	W	6-5	Auburn
3/1	A	W	14-6	College of Charleston
3/2	A	W	9-7	South Carolina
3/3	H	W ⁽¹⁰⁾	11-10	South Carolina
3/6	H	W	12-1	College of Charleston
3/8	H	W	5-3	Purdue
3/9	H	W	9-6	Purdue
3/10	H	W	4-2	Purdue
3/12	H	W	20-8	Georgia Southern
3/13	H	W	9-2	Georgia Southern
3/15	H	W	13-1	South Alabama
3/16	H	L	4-6	South Alabama
3/17	H	W	11-3	South Alabama
3/19	H	W	23-5	North Carolina-Asheville
3/21	H	W	8-0	Maine
3/22	H	W	13-0	Maine
3/23	H	W	8-3	Maine
3/26	H	W	19-1	Coastal Carolina
3/27	H	W	6-2	Coastal Carolina
3/29	H	W	13-6	*Maryland
3/30	H	W	16-7	*Maryland
3/31	H	W	7-2	*Maryland
4/2	H	W	7-1	East Tennessee State
4/3	H	W	6-4	Winthrop
4/5	H	W	6-4	*N.C. State
4/6	H	L	0-3	*N.C. State

4/7 H W 10-2 *N.C. State
4/9 A L 4-5 Georgia
4/10 H W 6-5 Georgia
4/12 A W⁽¹⁰⁾ 11-7 *North Carolina
4/13 A W 4-2 *North Carolina
4/14 A L 5-12 *North Carolina
4/16 H W 13-9 Western Carolina
4/17 H L 6-8 South Carolina
4/19 A W 5-3 *Duke
4/20 A W 4-1 *Duke
4/21 A W 2-1 *Duke

4/23 H W 18-7 Furman
4/24 A W 4-1 South Carolina
4/26 H L 2-4 *Wake Forest
4/27 H W 5-3 *Wake Forest
4/28 H W 4-0 *Wake Forest
5/4 A W 12-9 *Georgia Tech
5/5 A L 6-15 *Georgia Tech
5/6 A L 0-11 *Georgia Tech
5/8 H W 9-2 Wofford
5/9 H L 6-8 Elon
5/11 A W 15-4 *Virginia
5/12 A W 15-2 *Virginia
5/13 A W 5-3 *Virginia
5/15 A W 12-4 Western Carolina
5/17 H L 3-9 *Florida State
5/18 H L 3-12 *Florida State
5/19 H L 3-9 *Florida State

5/22 N1 W 10-0 +Georgia Tech
5/23 N1 L 4-9 +Florida State
5/24 N1 W 5-3 +N.C. State
5/25 N1 W 8-6 +Wake Forest
5/25 N1 L 1-4 +Florida State

5/31 H W 15-1 \$Georgia Southern
6/1 H W 4-2 \$East Carolina
6/2 H W 21-1 \$East Carolina
6/7 H L 6-9 ¶Arkansas
6/8 H W 8-7 ¶Arkansas
6/9 H W 7-4 ¶Arkansas

6/14 N2 W 11-10 !Nebraska
6/16 N2 W 9-7 !Georgia Tech
6/19 N2 L 4-12 !South Carolina
6/21 N2 L 2-10 !South Carolina

* - ACC game; + - ACC Tournament; \$ - NCAA Clemson (SC) Regional; ¶ - NCAA Clemson (SC) Super Regional; ! - College World Series; N1 - Saint Petersburg, FL; N2 - Omaha, NE

2003 (39-22 Overall; 15-9 ACC, T-3rd)

Head Coach: Jack Leggett (10th)

Date	St	W-L	Score	Opponent
2/22	A	L	1-8	Auburn ⁽¹⁾
2/22	A	W	11-8	Auburn ⁽²⁾
2/23	A	L	3-7	Auburn
2/26	H	W ^(7 12)	5-0	Charleston Southern
3/1	H	W	8-0	South Carolina
3/2	A	L	4-6	South Carolina
3/4	H	W	5-4	Winthrop
3/5	H	W	6-2	College of Charleston
3/6	H	W	6-2	*Chukyo (Japan)
3/7	H	W	2-0	Old Dominion
3/8	H	W	5-1	Old Dominion
3/9	H	W	18-2	Old Dominion
3/11	H	W	7-5	Tennessee Tech
3/12	H	W	8-0	Tennessee Tech
3/16	N1	W	11-1	Georgia Southern
3/17	N1	W	8-0	Georgia Southern
3/18	A	W	7-6	College of Charleston
3/20	H	W	8-6	Maine
3/21	H	W	7-6	Maine
3/22	H	W	11-7	Maine
3/24	H	W	21-7	Wofford
3/25	A	L	5-9	Western Carolina
3/26	H	W	7-3	Georgia
3/28	A2	L ⁽¹¹⁾	2-3	*N.C. State
3/29	A2	L	2-12	*N.C. State ⁽¹⁾
3/29	A2	W	12-10	*N.C. State ⁽²⁾
4/1	H	W	5-3	Western Carolina
4/2	A	W	4-2	South Carolina



The 2000 Tiger squad finished the season with a #5 national ranking by Sports Weekly after advancing to the College World Series.

4/4	H	W	9-4	*Virginia
4/5	H	L	1-4	*Virginia
4/6	H	W	9-2	*Virginia
4/9	H	W	4-2	South Carolina
4/11	A	W	8-4	*Florida State
4/12	A	L	2-7	*Florida State
4/13	A	L	1-8	*Florida State
4/15	H	L	1-5	Coastal Carolina
4/16	H	W	7-3	Coastal Carolina
4/19	A	L	6-9	*Maryland ⁽¹⁾
4/19	A	L	4-8	*Maryland ⁽²⁾
4/20	A	W	20-5	*Maryland
4/22	A	L	3-9	Georgia
4/23	H	W ⁽¹²⁾	6-3	East Tennessee State
4/25	H	W ⁽¹⁰⁾	9-7	*Georgia Tech
4/26	H	W	10-5	*Georgia Tech
4/27	H	W	11-3	*Georgia Tech
5/4	H	W	7-6	*Duke
5/5	H	L	6-7	*Duke
5/6	H	W	13-2	*Duke
5/7	H	L	2-11	Elon
5/8	A	L	8-10	Furman
5/10	H	L	4-9	*North Carolina
5/11	H	W ⁽¹⁰⁾	5-4	*North Carolina
5/12	H	W	5-2	*North Carolina
5/13	H	L	9-12	Furman
5/15	A	W	6-2	*Wake Forest
5/16	A	W	14-3	*Wake Forest
5/17	A	W	4-3	*Wake Forest
5/22	N3	L	2-10	+North Carolina
5/23	N3	L	4-7	+Duke
5/30	N4	L	8-10	\$Ohio State
5/31	N4	W ⁽¹⁰⁾	7-6	\$Princeton
5/31	A	L	0-15	\$Auburn

* - ACC game; ^ - exhibition game, not counted in record; + - ACC Tournament; \$ - NCAA Auburn (AL) Regional; N1 - Charleston, SC; A2 - Winston, NC; N3 - Salem, VA; N4 - Auburn, AL

2004 (39-26 Overall; 14-10 ACC, T-4th)

Head Coach: Jack Leggett (11th)				
Date	St	W-L	Score	Opponent
2/24	H	L	4-5	Charlotte
2/28	N1	W	4-0	*Georgia Southern
2/28	A	L ⁽¹¹⁾	2-3	% East Carolina
2/29	N1	W	9-0	% Georgia Southern
2/29	A	L	4-6	% East Carolina
3/3	H	W	8-5	Gardner-Webb
3/5	A	W	15-4	College of Charleston
3/6	A	L	2-5	South Carolina
3/7	H	L ⁽¹⁰⁾	7-8	South Carolina
3/10	A	W	6-0	Wofford
3/12	H	W	14-9	Auburn
3/13	H	L	4-5	Auburn
3/14	H	L	6-9	Auburn
3/16	H	W	9-4	Coastal Carolina
3/19	A	W	7-3	Texas Tech
3/20	A	L	10-13	Texas Tech
3/21	A	L	3-5	Texas Tech
3/23	H	W	10-6	Elon
3/24	H	L	1-7	Elon
3/26	H	W	13-6	*Wake Forest
3/27	H	W	7-4	*Wake Forest
3/28	H	W	6-5	*Wake Forest
3/30	A	W	6-2	Georgia
3/31	H	W	19-4	Georgia
4/2	H	W	3-2	*Maryland
4/3	H	W	9-2	*Maryland
4/4	H	W	8-2	*Maryland
4/7	H	W	9-4	South Carolina
4/9	A	L	1-5	*Virginia
4/10	A	L	3-4	*Virginia ⁽¹⁾
4/10	A	L	1-3	*Virginia ⁽²⁾
4/13	H	W	9-5	Winthrop
4/14	A	W	13-5	South Carolina
4/16	A	W	2-1	*North Carolina
4/17	A	L	0-4	*North Carolina
4/18	A	W ⁽¹⁰⁾	4-2	*North Carolina
4/20	H	W	13-4	The Citadel

4/21	H	W	8-7	Western Carolina
4/23	H	W	2-1	*N.C. State
4/24	H	W	4-3	*N.C. State
4/25	H	W	9-6	*N.C. State
5/1	H	L	6-11	*Florida State
5/2	H	L	1-10	*Florida State
5/3	H	W	18-9	*Florida State
5/5	H	W	3-2	Charleston Southern
5/7	H	W	8-5	Central Florida
5/8	H	L	4-7	Central Florida
5/9	H	L	2-3	Central Florida
5/11	H	W	16-5	Furman
5/12	H	W	19-8	College of Charleston
5/14	A	L	3-8	*Georgia Tech
5/15	A	L	3-11	*Georgia Tech
5/16	A	L	4-8	*Georgia Tech
5/20	A	W	10-1	*Duke
5/21	A	L	1-2	*Duke
5/22	A	W	9-6	*Duke
5/26	N2	W	7-6	+North Carolina
5/27	N2	L ⁽¹³⁾	7-11	+Georgia Tech
5/28	N2	W	12-1	+N.C. State
5/28	N2	L	5-6	+North Carolina
6/4	N3	W	10-6	\$Birmingham-Southern
6/5	A	L	3-6	\$Georgia
6/5	N3	W	5-4	\$Birmingham-Southern
6/6	A	W	10-9	\$Georgia ⁽¹⁾
6/6	A	L ⁽¹⁰⁾	6-7	\$Georgia ⁽²⁾

* - ACC game; % - Keith LeClair Invitational;

+ - ACC Tournament; \$ - NCAA Athens (GA)

Regional; N1 - Greenville, NC; N2 - Salem, VA; N3 - Athens, GA

2005 (43-23 Overall; 21-9 ACC, 2nd)

Ranked #13 by Collegiate Baseball
Ranked #14 by Baseball America
Ranked #16 by Sports Weekly

Head Coach: Jack Leggett (12th)

Date	St	W-L	Score	Opponent
2/18	N1	W	7-2	% West Virginia
2/19	A1	L	2-3	% Coastal Carolina
2/20	N1	L	0-10	% East Carolina
2/25	H	W	3-2	California-Irvine
2/26	H	W	5-4	California-Irvine
2/27	H	W	10-2	California-Irvine
3/4	A	L	5-6	Auburn
3/5	A	L	4-8	Auburn
3/6	A	W	14-3	Auburn
3/9	H	L	2-8	Winthrop
3/12	H	L	3-6	South Carolina
3/13	A	L	5-6	South Carolina
3/16	H	W	11-1	Furman
3/18	H	L	1-2	*North Carolina
3/19	H	W	9-1	*North Carolina
3/20	H	W	7-3	*North Carolina
3/22	A	W	1-0	Old Dominion
3/23	A	L	2-3	Old Dominion
3/25	A	W	14-3	*Maryland
3/26	A	W ⁽¹³⁾	6-4	*Maryland ⁽¹⁾
3/26	A	W	12-0	*Maryland ⁽²⁾
3/29	H	W	14-5	Coastal Carolina
3/30	H	W	8-1	Coastal Carolina
4/2	A	L	1-3	*Florida State
4/3	A	L	4-5	*Florida State ⁽¹⁾
4/3	A	W	7-3	*Florida State ⁽²⁾
4/5	A	L	10-11	Georgia
4/6	H	L	1-4	Georgia
4/8	H	W	9-3	*Duke
4/9	H	W	11-6	*Duke
4/10	H	W	16-6	*Duke
4/12	A	W	7-4	Western Carolina
4/13	H	W	12-2	South Carolina
4/15	H	W	13-4	*Virginia
4/16	H	W	3-2	*Virginia
4/17	H	L	2-9	*Virginia
4/19	H	W	10-1	Western Carolina
4/20	A	W	7-5	South Carolina
4/22	A	L	3-8	*N.C. State
4/23	A	W	16-9	*N.C. State
4/24	A	L	8-9	*N.C. State



The 2006 Clemson team won 25 of its last 28 games and advanced to the College World Series for the first time since the 2002 season.

4/26	H	W	9-6	Elon
4/27	H	W	7-1	Wofford
4/29	H	L	14-18	*Georgia Tech
4/30	H	W	6-5	*Georgia Tech
5/1	H	L	4-6	*Georgia Tech
5/8	A	L	7-11	*Virginia Tech
5/9	A	W	7-0	*Virginia Tech
5/10	A	W	6-2	*Virginia Tech
5/13	A	W	4-1	*Wake Forest
5/14	A	W ⁽¹¹⁾	17-14	*Wake Forest
5/15	A	W	6-5	*Wake Forest
5/17	H	W	8-5	College of Charleston
5/19	H	W	15-5	*Miami (FL)
5/20	H	W	9-2	*Miami (FL)
5/21	H	W	6-2	*Miami (FL)
5/25	N2	L	1-8	+Virginia
5/26	N2	W	9-1	+Miami (FL)
5/27	N2	W	5-4	+N.C. State
5/28	N2	L	4-5	+Virginia
6/3	H	W	12-2	\$North Carolina A&T
6/4	H	W	6-0	\$College of Charleston
6/5	H	W	8-3	\$Oral Roberts
6/11	A	W	4-2	!Baylor
6/12	A	L	1-7	!Baylor
6/13	A	L	1-6	!Baylor

* - ACC game; % - Baseball at The Beach;

+ - ACC Tournament; \$ - NCAA Clemson

(SC) Regional; ! - NCAA Waco (TX) Super

Regional; N1, A1 - Myrtle Beach, SC; N2 -

Jacksonville, FL

2006 (53-16 Overall; 24-6 ACC, 1st (Atlantic))

ACC Champion
College World Series Participant
Ranked #5 by Baseball America
Ranked #5 by Collegiate Baseball
Ranked #5 by Sports Weekly

Head Coach: Jack Leggett (13th)

Date	St	W-L	Score	Opponent
2/17	H	W	8-1	James Madison ⁽¹⁾
2/17	H	W	3-0	James Madison ⁽²⁾
2/19	H	W	6-1	James Madison
2/24	H	W	5-1	Mercer
2/26	H	L	2-3	Mercer ⁽¹⁾
2/26	H	W	9-4	Mercer ⁽²⁾
3/3	A	W	6-0	College of Charleston
3/4	A	L	2-6	South Carolina
3/5	H	W	6-4	South Carolina
3/8	H	W	10-5	William & Mary
3/10	H	W	7-2	Kansas
3/11	H	L	5-6	Kansas
3/12	H	W	4-3	Kansas
3/15	H	W	10-5	Gardner-Webb
3/17	A	L	1-2	*Virginia
3/18	A	L	2-10	*Virginia
3/19	A	L	4-7	*Virginia
3/21	H	W	5-3	Elon
3/22	H	W	7-4	Elon

3/24	H	W	9-5	*N.C. State
3/25	H	W	4-2	*N.C. State
3/26	H	W	6-2	*N.C. State
3/28	A	L ⁽¹⁰⁾	11-12	Georgia
3/29	H	W	10-7	Georgia
3/31	A	W	8-6	*Miami (FL)
4/1	A	W	6-2	*Miami (FL)
4/2	A	W	14-1	*Miami (FL)
4/4	H	L	6-8	Western Carolina
4/5	A	W	3-2	South Carolina
4/7	H	W	3-1	*Maryland
4/8	H	W ⁽¹¹⁾	3-2	*Maryland
4/9	H	W	15-7	*Maryland
4/11	A	W	8-3	Western Carolina
4/12	H	W	10-5	South Carolina
4/14	A	W	7-6	*Georgia Tech
4/15	A	L	3-12	*Georgia Tech
4/16	A	L	4-22	*Georgia Tech
4/18	H	L	3-6	Winthrop
4/19	H	L	4-5	Furman
4/21	A	W	6-3	*Boston College
4/22	A	L	2-3	*Boston College ⁽¹⁾
4/22	A	W	4-1	*Boston College ⁽²⁾
4/26	H	W	10-1	Wofford
4/28	H	W	11-2	*Virginia Tech
4/29	H	W	11-4	*Virginia Tech
4/30	H	W	7-3	*Virginia Tech
5/8	A	W	7-4	*Duke ⁽¹⁾
5/8	A	W	14-0	*Duke ⁽²⁾
5/9	A	W	8-2	*Duke
5/12	H	W	9-1	*Florida State
5/13	H	W ⁽¹⁰⁾	4-3	*Florida State
5/14	H	W	11-2	*Florida State
5/16	H	W	1-0	College of Charleston
5/18	H	W	26-1	*Wake Forest
5/19	H	W	6-0	*Wake Forest
5/20	H	W	7-3	*Wake Forest
5/24	N1	W ⁽⁷⁾	13-1	+Wake Forest
5/25	N1	W	3-2	+Georgia Tech
5/27	N1	L ⁽¹⁰⁾	7-8	+Georgia Tech ⁽¹⁾
5/27	N1	W	16-11	+Georgia Tech ⁽²⁾
5/28	N1	W	8-4	+N.C. State
6/2	H	W	3-0	\$North Carolina-Asheville
6/3	H	W	13-3	\$Elon
6/4	H	W	8-6	\$Mississippi State
6/9	H	W	11-8	!Oral Roberts
6/10	H	W	6-5	!Oral Roberts
6/16	N2	W	8-4	!Georgia Tech
6/18	N2	L	0-2	!North Carolina
6/20	N2	L	6-7	!California State-Fullerton

Note: **Bolded** lines denote a Clemson home game.



Last Time It Happened

3 Home Runs

Clemson - It had been three years since a Clemson player had hit three home runs in one game, but **Taylor Harbin** pulled off the trick against N.C. State at Doak Field in Raleigh, NC on April 23, 2005 in a game the Tigers won 16-9. He went 5-for-5 with three homers, five runs scored, and eight RBIs, as the three homers came on consecutive pitches over three at-bats. He hit a one-out, three-run homer in the fourth inning, a one-out, three-run homer in the sixth inning, and a leadoff homer in the eighth inning. He also set the school record for total bases with 16.

Opponent - Georgia Tech first-baseman **Luke Murton** hit three home runs and drove in seven runs against the Tigers in the ACC Tournament at Jacksonville, FL in the second game of a doubleheader on May 27, 2006. Batting in the sixth spot in the lineup, he led off the seventh inning with a solo homer. In the eighth inning, he hit a two-run homer, then he hit a grand slam in the ninth inning. Therefore, **Murton** hit three homers in three straight innings. Clemson was victorious, however, by a score of 16-11.

4 Hits By 3 Players

Clemson - This last came at Maryland on April 20, 2003, exactly 18 years to the day that it happened last by a Tiger trio. **Herman Demmink** hit four singles, **Kyle Frank** was a perfect 5-for-5 with four runs scored and four RBIs, and **David Slevin** was 4-for-6 with five RBIs in Clemson's 20-5 win. **Frank** also became just the third Tiger to ever hit two home runs in the same inning when he did so in the second inning.

Opponent - South Carolina accomplished this feat on April 23, 1997 in a game played in Columbia. Four Gamecocks had at least four hits in the 38-16 win over Clemson. **Adam Everett** had four hits, four RBIs, and six runs; **Derick Urquhart** had five hits, five RBIs, and six runs; **Ryan Bordenick** had six hits, six runs, and nine RBIs; and **Rob Streicher** had four hits, three runs, and five RBIs.

5 Hits

Clemson - **Tyler Colvin** went 5-for-7 in Clemson's 26-1 win over Wake Forest at Doug Kingsmore Stadium on May 18, 2006. He hit two home runs and a double, and added eight RBIs and three runs scored.

Opponent - Cal State Fullerton's **David Cooper** went 5-for-5 with a home run and four RBIs against the Tigers in the College World Series at Omaha, NE on June 20, 2006. His run-scoring, bloop single with two outs in the eighth inning was the difference in the Titans' 7-6 victory that ended Clemson's season.



Gary Burnham hit for the cycle against Texas-Arlington on February 18, 1995.

5 Hits By 2 Players

Clemson - **Brooks Shumake** hit a home run and four singles, while **Jimmy Key** added a pair of doubles and three singles against Georgia Southern in Statesboro, GA on May 13, 1982 in a game won by Clemson, 25-5.

Opponent - South Carolina leftfielder **Derick Urquhart** had five hits, including three doubles; and catcher **Ryan Bordenick** had six hits, including two doubles and a home run, as the Gamecocks defeated Clemson 38-16 in Columbia on April 23, 1997. It was the first time since 1980 that two opposing players accomplished this feat.

Back-to-Back Homers

Clemson - **Taylor Harbin** and **Andy D'Alessio** hit back-to-back homers twice against Elon in the Clemson Regional at Doug Kingsmore Stadium on June 6, 2006. It was the first time in school history the same pair of Tigers went deep back-to-back on two different occasions in a game. In the first inning, the two each hit solo homers, then they did the same in the third inning. Clemson won the game 13-3.

Opponent - **Grey Gregory** and **Jason Haynes** of Western Carolina led off the seventh inning with back-to-back homers in Clemson's 8-3 win at Cullowhee, NC on April 11, 2006.

Cycle

Clemson - **Gary Burnham** performed the elusive feat against Texas-Arlington in the Texas-Arlington Tournament on February 18, 1995. **Burnham** had a double in the first inning, a triple in the third, walked in the fifth, struck out in the sixth, hit a three-run homer in the seventh, and completed the cycle with a single in the ninth inning. He added four RBIs and scored four runs.

Opponent - **Chris Pittaro** of North Carolina in Chapel Hill on March 21, 1981 had a double in the first, a single in the second, a home run in the third, and a triple in the sixth, along with two RBIs. North Carolina defeated the Tigers by a 10-7 score.

Grand Slam

Clemson - **Tyler Colvin** hit a grand slam in the ninth inning to down Oral Roberts 11-8 in the Clemson Super Regional at Doug Kingsmore Stadium on June 9, 2006. The Golden Eagles scored three runs in the top of the ninth inning to take an 8-7 lead, but **Colvin's** dramatic grand slam lifted the Tigers to the walkoff victory. The home run, which came off closer **Sean Jarrett**, was the first walkoff grand slam in Clemson history and the second walkoff homer by a Tiger in an NCAA Tournament game.

Opponent - **Luke Murton** of Georgia Tech hit a grand slam against the Tigers in the ACC Tourney at Jacksonville, FL in the second game of a doubleheader on May 27, 2006. The grand slam came with two outs in the ninth inning, and it was the last of his three homers in three straight innings. Clemson was victorious, however, by a score of 16-11.

No-Hitter

Clemson - **Scott Parrish** pitched a seven-inning, no-hit game against The Citadel at Clemson on March 6, 1984 in the 12th game of the season in a game won by the Tigers, 6-0. **Parrish** allowed five baserunners, two walks, and three reached on errors. One runner was erased attempting to steal and the other four were left stranded.



Josh Cribb threw just 98 pitches in a complete-game shutout in the Tigers' 6-0 victory over College of Charleston on June 4, 2005.

Opponent - Auburn's **Dana Becton** and **Ken Deriso** combined to no-hit Clemson for the first time in almost 16 years when they held the Tigers hitless on March 11, 1979 at Auburn, AL. **Becton** went the first six innings and struck out seven batters, while **Deriso** hurled the last three innings and struck out four batters. Clemson lost the game by a score of 10-1, as the Tigers scored a run on two errors and a passed ball.

Shutout

Clemson - **Josh Cribb** pitched a complete-game shutout when he blanked #22 College of Charleston on June 4, 2005 in the Clemson Regional at Doug Kingsmore Stadium. The junior righthander allowed just two hits and one walk while striking out six batters in the Tigers' 6-0 victory. He also threw just 98 pitches against a team that entered the contest easily leading the country in batting average. The Cougars also did not advance a runner past second base in the game.

Opponent - **Robert Woodard** of North Carolina went the distance against Clemson in the College World Series at Omaha, NE on June 18, 2006. He yielded just three hits and three walks along with seven strikeouts in the Tar Heels' 2-0 win that sent the Tigers into the losers' bracket. The loss also broke Clemson's 130-game streak without being shut out.

Triple Play

Clemson - Clemson completed its first triple play since the 1971 season against George Mason on February 26, 1995 at Doug Kingsmore Stadium. **Mark Watson** gave up a lead-off walk to **Joey Goodwin** in the fourth inning, which was followed by a single by **Ron Pennell**. **Brendan Pickett** hit a line shot to first-baseman **David Miller**, who stepped on first to double off **Pennell** and then threw to **Seth Brizek** at second, and the throw beat **Goodwin** for the third out. The Tigers won 9-3.

Opponent - **Dan Griffin**, **Matt Robinson**, and **Rick Feguredo** of Florida State combined on a triple play on March 2, 1983 at Tallahassee, FL. After **Bob Paulling** singled and **Craig Roberson** walked to open the second inning, **Jamie Swanner** grounded to **Griffin**, who forced **Paulling** at third. **Griffin** threw to **Robinson**, forcing **Roberson** at second, and **Robinson** relayed to **Feguredo** at first base for the putout on **Swanner**. The teams battled to a 3-3, 10-inning tie.

2006 Major League INFLUENCE



**Kris
BENSON, P**
Baltimore Orioles



**Matthew
LECROY, C/1B**
Washington Nationals




**Khalil
GREENE, SS**
San Diego Padres



**Jeff
BAKER, OF**
Colorado Rockies


CLEMSON COACHING STAFF




**Jack
LEGGETT**
Head Coach
14th Season
2006 ACC Coach-of-the-Year



**Kevin
O'SULLIVAN**
Associate Head Coach
9th Season



**Tom
RIGINOS**
Assistant Head Coach
5th Season



**Toby
BICKNELL**
Volunteer Assistant Coach
1st Season

**Brad
CHALK**

Junior Outfielder
2007 Preseason
First-Team All-American

**David
KOPP**

Junior Pitcher

**Ryan
HINSON**

Sophomore Pitcher

**Doug
HOGAN**

Junior Catcher

CLEMSON

2007 BASEBALL SCHEDULE

Feb. 16	Fri.	GEORGE MASON	4:00
Feb. 17	Sat.	GEORGE MASON	2:00
Feb. 18	Sun.	GEORGE MASON	12:00
Feb. 21	Wed.	HIGH POINT	4:00
Feb. 23	Fri.	PACIFIC	4:00
Feb. 24	Sat.	PACIFIC	2:00
Feb. 25	Sun.	PACIFIC	12:00
Feb. 28	Wed.	WINTHROP	4:00
Mar. 3	Sat.	SOUTH CAROLINA	2:00
Mar. 4	Sun.	at South Carolina	1:30
Mar. 7	Wed.	COASTAL CAROLINA	4:00
Mar. 9	Fri.	MEMPHIS	4:00
Mar. 10	Sat.	MEMPHIS	2:00
Mar. 11	Sun.	MEMPHIS	1:00
Mar. 14	Wed.	GEORGIA SOUTHERN	7:15
Mar. 16	Fri.	* DUKE	7:15
Mar. 17	Sat.	* DUKE	4:00
Mar. 18	Sun.	* DUKE	1:00
Mar. 20	Tue.	at Western Carolina	7:00
Mar. 23	Fri.	* at Maryland	7:00
Mar. 24	Sat.	* at Maryland	1:00
Mar. 25	Sun.	* at Maryland	1:00
Mar. 27	Tue.	GARDNER-WEBB	7:15
Mar. 28	Wed.	WESTERN CAROLINA	7:15
Mar. 30	Fri.	* MIAMI (FL)	7:15
Mar. 31	Sat.	* MIAMI (FL)	7:00
Apr. 1	Sun.	* MIAMI (FL)	1:00
Apr. 3	Tue.	at Georgia	7:00
Apr. 4	Wed.	GEORGIA	7:15
Apr. 6	Fri.	* at Virginia Tech	7:00
Apr. 7	Sat.	* at Virginia Tech	2:00
Apr. 8	Sun.	* at Virginia Tech	1:00
Apr. 11	Wed.	SOUTH CAROLINA	7:15
Apr. 13	Fri.	* at Wake Forest	3:00
Apr. 14	Sat.	* at Wake Forest	1:00
Apr. 15	Sun.	* at Wake Forest	1:00
Apr. 18	Wed.	at South Carolina	7:00
Apr. 20	Fri.	* VIRGINIA	7:15
Apr. 21	Sat.	* VIRGINIA	7:00
Apr. 22	Sun.	* VIRGINIA	1:00
Apr. 24	Tue.	ELON	7:15
Apr. 25	Wed.	WOFFORD	7:15
Apr. 27	Fri.	* GEORGIA TECH	7:15
Apr. 28	Sat.	* GEORGIA TECH	7:00
Apr. 29	Sun.	* GEORGIA TECH	2:00
May 5	Sat.	* BOSTON COLLEGE	7:15
May 6	Sun.	* BOSTON COLLEGE	2:00
May 6	Sun.	* BOSTON COLLEGE	6:00
May 9	Wed.	FURMAN	7:15
May 11	Fri.	* at Florida State	7:00
May 12	Sat.	* at Florida State	1:00
May 13	Sun.	* at Florida State	1:00
May 15	Tue.	COLLEGE OF CHARLESTON	7:15
May 17	Thu.	* at N.C. State	7:00
May 18	Fri.	* at N.C. State	7:00
May 19	Sat.	* at N.C. State	1:00
May 23-27	Wed.-Sun.	+ ACC Tournament	TBA
Jun. 1-4	Fri.-Mon.	\$ NCAA Regionals	TBA
Jun. 8-11	Fri.-Mon.	\$ NCAA Super Regionals	TBA
Jun. 15-25	Fri.-Mon.	! College World Series	TBA

* - ACC regular-season game; + - ACC Tournament at Jacksonville, FL; \$ - NCAA Tournament;
! - Omaha, NE; Note: Home games in PURPLE; All times are PM and Eastern.

**Marquez
SMITH**
Senior Infielder

**Daniel
MOSKOS**

Junior Pitcher
2007 Preseason All-American

**Stephen
CLYNE**
Senior Pitcher

**Stan
WIDMANN**
Junior Shortstop

PROGRAM Accomplishments

- 11 College World Series appearances, including five in the last 12 years
- 21 straight seasons of 39 wins or more
- 20 consecutive NCAA Regional appearances
- 32 NCAA Tournament appearances overall
- Played host to an NCAA Regional nine of the last 13 years
- Averaged 47 wins per year over the last 13 years
- Fourth in the country in wins in the last 13 years
- Ranked in the final top 25 for 17 of the last 20 seasons
- Won 173 games over top-25 teams in the last 13 years
- Produced seven first-round draft picks in the last 12 years
- 73 players drafted or signed pro contracts in the last 13 years
- Home of National Players-of-the-Year Kris Benson (1996) and Khalil Greene (2002)