

CLEMSON

2006 BASEBALL

**Herman
DEMMINK**
Senior Third Baseman
Co-Captain

**Josh
CRIBB**
Senior Pitcher

**Jason
BERKEN**
Junior Pitcher
Co-Captain

**Adrian
CASANOVA**
Senior Catcher
Co-Captain

**Travis
STORRER**
Senior Outfielder
Co-Captain

**solid
ORANGE**

IT'S ABOUT PRIDE

19 Consecutive NCAA Tournament Appearances

ERA

Leggett has mentored several current Division I head coaches. The staff from 1994-98 (below) featured John Pawlowski (College of Charleston) and Tim Corbin (Vanderbilt), who both led their respective programs to NCAA Tournament berths the past two seasons.

The 2002 Tigers became Leggett's fourth team to reach the College World Series. Clemson defeated Arkansas twice after losing the first game to advance to Omaha.

Two players have flourished under Leggett's tutelage to become National Players-of-the-Year. Kris Benson (1996) and Khalil Greene (2002) were not drafted high out of high school, but became the nation's top college players and first-round draft picks.

The 1996 starting rotation of Kris Benson, Billy Koch, and Ken Vining was the most dominant in the country and led the Tigers to the College World Series. Benson was the top overall pick of the 1996 draft, while Koch went #4. All three went on to play in the Major Leagues.

The trio of Michael Johnson (25), Khalil Greene (27), and Jeff Baker (25) combined for 77 home runs in 2002 in leading the Tigers to the College World Series and a #3 final ranking.

Leggett's unrelenting and aggressive nature has kept the Tiger program among the nation's elite for the past 12 seasons.

In his first two seasons (1994,95) as head coach at Clemson, Leggett led the Tigers to first-place, regular-season finishes and the 1994 ACC Tournament title. He also became one of the few coaches in the history of the ACC (regardless of sport) to be named ACC Coach-of-the-Year in each of his first two seasons.

Clemson has received national exposure from ESPN during all four of its trips to the College World Series under Leggett.

Has 555 wins in 12 seasons, an average of 46.3 wins per season. Only five other programs have more wins since 1994.

Clemson is one of only four schools in the nation to win at least 39 games each of the last 12 years.

Already among the top-35 winningest coaches in NCAA Division I history at the age of 52 with 932 career victories in 26 seasons.

Has 147 wins against top-25 ranked teams, an average of 12.3 wins per season.

Has taken Clemson to the College World Series four times and the NCAA Tournament all 12 seasons.

Has a winning record against nine of the 10 other 2005 ACC schools and South Carolina.

Two-time ACC Coach-of-the-Year, and the 2005 ACC Coach-of-the-Year by SEBaseball.com.

Has coached 90 players who have been drafted or signed pro contracts in the last 12 years.

- Has coached 24 All-Americans as head coach at Clemson.

The program set a record for highest GPA in 2004-05 with a combined 2.97 GPA and had 20 players make the honor roll in the spring semester.

Table of Contents

Bios

Balliet, Roberta (Administrative Assistant)	23
Barker, James F. (President)	92
Douglas, Bobby (Director of Academic Services)	23
Hennessy, Brian (Assistant SID)	23
Leggett, Jack (Head Coach)	14-19
Oughton, Denny (Director of Baseball Operations)	22
O'Sullivan, Kevin (Associate Head Coach)	20
Phillips, Dr. Terry Don (Athletic Director)	93
Players, Injured Reserve	48
Players, Rookie	46, 47
Players, Veteran	26-45
Riginos, Tom (Assistant Head Coach)	21
Seniors & Pro Signees, 2005	78, 79
Triplett, Russell (Volunteer Assistant Coach)	22
Wilhelm, Bill (Former Head Coach)	141


Clemson Baseball Information

ACC Baseball	112
Bat Girls	23
Community Service	80
Compliance, NCAA	96
Directions to Doug Kingsmore Stadium	2
Facilities, Athletic	98
Glossary	10-13
Grounds Crew	99
Media Information	2
Media Outlets	3
Mission Statement, Athletic Department	95
Omaha Challenge	97

Media Guide Credits

Credits

The 2006 Clemson Baseball Media Guide was written, edited, and designed by Assistant Sports Information Director **Brian Hennessy**. Statistical and editorial assistance provided by **Sam Blackman**, **Tim Bourret**, **Philip Sikes**, and **Kyle Tucker**. The four cover designs by **John Schaffhauser** of Canton, MS. Printing by Electric City Printing Company of Williamston, SC.



On the Cover

Featured on the front cover are Clemson's four captains, **Jason Berken** (RHP), **Adrian Casanova** (C), **Herman Demmink** (3B), and **Travis Storrer** (OF), along with **Josh Cribb** (RHP). **Brad Chalk** (OF/LHP), **Tyler Colvin** (OF), **Andy D'Alessio** (1B), **Stephen Faris** (RHP), **Drew Fiorenza** (RHP), **Ben Hall** (2B/1B), **Taylor Harbin** (2B/SS), **John Ingram** (INF/OF), **Tanner Leggett** (SS/2B), and **Stan Widmann** (SS) are featured on the back cover.

Photo Credits

Cover photos courtesy of **Dennis Bancroft**, **Rex Brown**, **Mark Crammer**, **Mitchell Layton**, **Roy Philpott**, and **Mike Stone**. Interior photos courtesy of **Rex Brown**, **Eddie Cliffe**, **Mark Crammer**, **Tommy Crumpton**, **Jim Graham**, **Steve Hanvey**, **Joseph Jackson**, **David Lann**, **Mitchell Layton**, **Earle Martin**, **Jerry Oberholtzer**, **Roy Philpott**, **Randy Rampey**, **Mike Stone**, **Vern Verna**, **Bob Waldrop**, and **Major League Baseball**.

Special Thanks

Special thanks to the late **Bob Bradley**, who served Clemson athletics for 45 years in the sports information department and provided most of the information contained in the record section. Thanks also to the late **Alan Mohrmann** of Greenville, SC for statistical research.

Additional Copies

Send a check for \$12 to the Clemson SID office. See page 2 for mailing information.

Opponents, 2006	50-53
Outlook	7-9
Parking Map	6
Polls, Preseason	9
Pronunciations, Player & Coach	4
Quick Facts	6
Radio Network (Clemson Tiger Sports Network)	45
Roster, Numerical & Alphabetical	4
Roster, Position	5
Roster, Radio/Television	24
Stadium, Doug Kingsmore	100-103
Staff, Athletic Department	94, 95
Staff, Student Support	47
Student-Athlete Enrichment Program (Vickery Hall) ..	90, 91
Tradition, Championship	104, 105
University Profile	82-89

Records

ACC Academic Honor Roll Members	137
ACC Tournament	143
ACC Tournament Results, Game-By-Game	142
Against All Competition	54, 55
All-Americans	134-136
Batting (Individual)	114
Batting (Team)	118
Batting, Yearly (Team)	116
Career (Individual)	122, 123
Coaches, Assistant	150
Coaches, Head	151
Cycles	120
Date, Record By	55
Dates, Top Winning Percentage	55
Fielding (Team)	118
Fielding, Yearly (Team)	116
First-Round Draft Picks	110
Honors (Individual)	132, 133
Innings, Highest Scoring	124
Last Time It Happened	168
Leggett vs. All Competition	19
Leggett's 147 Top-25 Wins	18
Leggett, Yearly	15
Lettermen	138, 139
Major League Tigers, Current	106, 107
Major League Tigers, Former	108, 109
NCAA Stat Rankings, Top-25	131
NCAA Tournament	145
NCAA Tournament Results, Game-By-Game	144
No-Hitters	115
Pitching (Individual)	115
Pitching (Team)	118
Pitching, Yearly (Team)	117
Polls, Weekly (Clemson Rankings From 1987-05)	125
Pro Signees	110
Pro Tigers, 2005	111
Results, 2006 Opponent Game-By-Game	56-62
Results, Season Game-By-Game	152-167
Results, Yearly	151
Season (Individual)	119-121
Stadium, Against Opponents (Doug Kingsmore)	101
Stadium, Yearly (Doug Kingsmore)	100
Streaks, Hitting	125
Streaks, Winning	118
Timeline, Historical	146-150
Titles, ACC & NCAA Regional	105
Yearly Leaders	126-130

Review, 2005

ACC Standings	112
Accomplishments, Team	75
All-ACC Team	112
Batting, Game-By-Game	71
Home Runs	70
Honors, Individual	76
Notes	64, 65
Pitching, Game-By-Game (Career)	72-74
Polls, Final	77
Results, Game-By-Game	67
Starts By Position	75
Stats, ACC Regular-Season	68
Stats, ACC Tournament	69

2006 Schedule

February

17	Fri.	James Madison	WCCP	4:00
18	Sat.	James Madison	WCCP	2:00
19	Sun.	James Madison	WCCP	1:00
24	Fri.	Mercer	WCCP	4:00
25	Sat.	Mercer	WCCP	4:00
26	Sun.	Mercer	WCCP	1:00

March

3	Fri.	at College of Charleston	WCCP	5:00
4	Sat.	at South Carolina	CTSN	1:30
5	Sun.	South Carolina	CTSN	2:00
8	Wed.	William & Mary	WCCP	4:00
10	Fri.	Kansas	WCCP	4:00
11	Sat.	Kansas	WCCP	2:00
12	Sun.	Kansas	WCCP	1:00
15	Wed.	Gardner-Webb	WCCP	7:15
17	Fri.	* at Virginia	CTSN	5:00
18	Sat.	* at Virginia	CTSN	1:00
19	Sun.	* at Virginia	CTSN	1:00
21	Tue.	Elon	WCCP	7:15
22	Wed.	Elon	WCCP	4:00
24	Fri.	* N.C. State	CTSN	7:15
25	Sat.	* N.C. State	CTSN	7:00
26	Sun.	* N.C. State	CTSN	1:00
28	Tue.	at Georgia	CTSN	7:00
29	Wed.	Georgia	CTSN, CSS	7:00
31	Fri.	* at Miami (FL)	CTSN, CSS	7:00

April

1	Sat.	* at Miami (FL)	CTSN, CSS	7:00
2	Sun.	* at Miami (FL)	CTSN, CSS	1:00
4	Tue.	Western Carolina	WCCP	7:15
5	Wed.	at South Carolina	CTSN, CSS	7:00
7	Fri.	* Maryland	CTSN	7:15
8	Sat.	* Maryland	CTSN	4:00
9	Sun.	* Maryland	CTSN	1:00
11	Tue.	at Western Carolina	WCCP	7:00
12	Wed.	South Carolina	CTSN, CSS	7:00
14	Fri.	* at Georgia Tech	CTSN	7:00
15	Sat.	* at Georgia Tech	CTSN, RSN	1:00
16	Sun.	* at Georgia Tech	CTSN	1:00
18	Tue.	Winthrop	WCCP	7:15
19	Wed.	Furman	WCCP	7:15
21	Fri.	* at Boston College	CTSN	2:30
22	Sat.	* at Boston College	CTSN	1:00
23	Sun.	* at Boston College	CTSN	12:00
26	Wed.	Wofford	WCCP	7:15
28	Fri.	* Virginia Tech	CTSN	7:15
29	Sat.	* Virginia Tech	CTSN	7:00
30	Sun.	* Virginia Tech	CTSN	1:00

May

7	Sun.	* at Duke	CTSN	7:00
8	Mon.	* at Duke	CTSN	1:00
9	Tue.	* at Duke	CTSN	1:00
12	Fri.	* Florida State	CTSN	7:15
13	Sat.	* Florida State	CTSN, CSS	7:00
14	Sun.	* Florida State	CTSN	1:00
16	Tue.	College of Charleston	WCCP	7:15
18	Thu.	* Wake Forest	CTSN	7:15
19	Fri.	* Wake Forest	CTSN	7:15
20	Sat.	* Wake Forest	CTSN	1:00
24-28		+ ACC Tournament	CTSN	TBA

* - ACC regular-season game; + - Jacksonville, FL; CTSN - Clemson Tiger Sports Network broadcast; WCCP - 104.9 FM (Clemson, SC) broadcast; CSS - Comcast/Charter Sports Southeast telecast; RSN - Regional Sports Network telecast; Note: Home games in **bold**; all times are PM and Eastern.

Stats, Career (2006 Players)	68
Stats, NCAA Tournament	69
Stats, Overall	66
Story	75-77
Superlatives, Team & Individual	70



Media Information

ACC Media Relations

Sarah Brown is the baseball media relations contact for the ACC Office. She can be reached at (336) 851-6062 or sbrown@theacc.org.

Credentials

Members of the working press who desire a media credential to a Clemson baseball home game should contact **Brian Hennessy** in the Clemson Sports Information Office at (864) 656-1921. There is space for 13 writers in the press box in the Doug Kingsmore Stadium press areas, plus booths for each team's radio network. Season credentials are issued. Credentials on a game-by-game basis are also issued. Members of the media must request a pass at least one day prior to each game/series to ensure admittance.

Email Distribution List

Notes, stats, stories, and other information is emailed out on a series basis from the Clemson Sports Information Department. Contact **Hennessy** in the SID Office at bhennes@clemson.edu to be placed on this email distribution list.

Internet

Clemson box scores, releases, statistics, player bios, live stats, and other items are all available on the internet. Find us at ClemsonTigers.com. Statistics are updated following every game. Game notes are also provided in pdf format.



ClemsonTigers.com has up-to-date stat and biographical information on Tiger baseball.

Jack Leggett Availability

The best time to reach Head Coach **Jack Leggett** is weekday mornings. Please contact **Hennessy** at (864) 656-1921 to set up an interview with him.

Parking

Members of the media are requested to park in the McFadden Building parking lot, located on the hill above the stadium (behind home plate). The lot is not reserved for media members, therefore parking is on a first-come, first-serve basis. There is also parking available beyond the outfield fence and in Memorial Stadium's west endzone parking lot.

Photographer Positions

Television-camera persons are allowed to film from any unoccupied booths in the press box. There are also patio areas on both sides of the press box that are available for filming. Positions are on a first-come, first-serve basis. Still photographers are allowed on the playing field, but only in "lined-off" areas near each dugout. Those positions are on a first-come, first-serve basis.

Player Availability

Player interviews are conducted before a particular practice when the team does not have a game. Please notify **Hennessy** if you plan to attend practice. If attendance at practice is not possible, the Clemson Sports Information Office can set up a phone interview. Campus telephone numbers for players will not be provided.

Postgame Interviews

Postgame interviews take place outside the dugout of each team. A member of the Clemson Sports Information Office will retrieve requested players from the lockerroom. The lockerroom is closed to the media. Please see the opposing SID for their postgame player interview procedure.

Postgame Stats

A final box score is provided for all home games at Doug Kingsmore Stadium. A typed play-by-play is also available upon request. A final box score and game story is emailed within 45 minutes of the conclusion of each home game. For any other requests, please see **Hennessy** or another member of the Clemson Sports Information Office prior to the conclusion of the game.

Directions to Kingsmore

From Atlanta, GA

Take I-85 north to Exit 14 in South Carolina. Take a left, which crosses over the interstate, onto South Carolina Highway 187 until the road runs into U.S. Highway 76 and 28. Make a left at this traffic light. *Stay on this road until the Highway 93 exit, where you will exit and take a left at the stop light. The route runs into the Clemson campus. Stay straight until you reach the second stop light after the tennis courts (tennis courts will be on the left). Take a left at the stop light and then take the first right into the McFadden Building parking lot.

From Columbia, SC

Take I-26 west and exit onto I-385 west until it reaches I-85. Take I-85 south until it reaches exit 19-B. Take exit 19-B and follow the directions from Atlanta starting at the * symbol to arrive at Doug Kingsmore Stadium.

From Greenville, SC

Take I-85 south until it reaches exit 19-B. Take exit 19-B and follow the directions from Atlanta starting at the * symbol to arrive at Doug Kingsmore Stadium.

Press Entrance

Please enter the stadium at the gate behind home plate or near the leftfield foul pole. The stadium has an expanded press box along with an elevator and stairs leading up to the press box behind the stadium.

SID Office Address

Jervey Athletic Center
100 Perimeter Road
P.O. Box 632
Clemson, SC 29633

SID Office Contact Information

Office Number: (864) 656-2114
Fax: (864) 656-0299
Press Box: (864) 656-7731

Telephone Services

The press box features the most up-to-date phone services for media attending a game. There are also telephones available in the Clemson Sports Information Office (room 102) just 100 yards from the press box in the Jervey Athletic Center.

Will Call

Press will call is located at the leftfield entrance.

Clemson Sports Information Department Staff



Tim Bourret

Assistant Athletic Director,
Sports Information
Office - (864) 656-1926
Cell - (864) 356-3791
Email - btimoth@clemson.edu



Sam Blackman

Senior Associate Sports
Information Director
Office - (864) 656-1924
Cell - (864) 982-6100
Email - blackmj@clemson.edu



Brian Hennessy

Assistant Sports Information
Director, Baseball
Office - (864) 656-1921
Cell - (864) 986-9046
Email - bhennes@clemson.edu



Christine Long

Assistant Sports
Information Director
Office - (864) 656-1920
Cell - (937) 829-3087
Email - longc@clemson.edu



Philip Sikes

Assistant Sports
Information Director
Office - (864) 656-1985
Cell - (864) 525-4889
Email - philips@clemson.edu



Louis Garmendia

Website Coordinator
Office - (864) 656-4218
Cell - (864) 506-1509
Email - ggarmen@clemson.edu



Kyle Tucker

Sports Information
Graduate Assistant, Baseball
Office - (864) 656-2114
Cell - (864) 650-6044
Email - jtucker@clemson.edu

Media Outlets

Internet

SEBaseball.com

Mark Etheridge, Publisher
6019 Garden Oaks Drive
Tuscaloosa, AL 35405
(205) 562-7977 • Fax (205) 562-7977
Email sebaseball@rivals.com
Website SEBaseball.com

National

Baseball America

Will Kimmey, National Writer
201 West Main Street, Suite 201
Durham, NC 27702
(919) 682-9635 x113 • Fax (919) 682-2880
Email .. willkimmey@baseballamerica.com
Website BaseballAmerica.com

Collegiate Baseball

Lou Pavlovich, Jr., College Baseball Editor
P.O. Box 50566
Tucson, AZ 85703
(520) 623-4530 • Fax (520) 624-5501
Email lou@baseballnews.com
Website BaseballNews.com

USA Today Sports Weekly

Dana Heiss Grodin, College Writer
P.O. Box 191439
Miami Beach, FL 33119
(305) 761-2393 • Fax (786) 513-2612
Email bbwcollege@aol.com
Website BaseballWeekly.com

Print

Anderson Independent-Mail

Greg Wallace, Beat Writer
P.O. Box 2507
1000 Williamston Road
Anderson, SC 29622
(864) 260-1238 • Fax (864) 260-1276
Email gregui1178@bellsouth.net
Website IndependentMail.com

The Augusta Chronicle

Travis Haney, College Writer
725 Broad Street
Augusta, GA 30903
(800) 622-6358 • Fax (706) 823-3408
Email .. robert.haney@augustachronicle.com
Website AugustaChronicle.com

The (Charleston) Post & Courier

Larry Williams, Beat Writer
221 Heather Drive
Central, SC 29630
(864) 654-7767 • Fax (843) 937-5579
Email lwilliams@postandcourier.com
Website Charleston.net

The Charlotte Observer

Harry Pickett, Sports Writer
P.O. Box 32188
Charlotte, NC 28232
(704) 358-5125 • Fax (704) 358-5110
Email obsports@charlotteobserver.com
Website Charlotte.com

The (Clemson University) Tiger

Josh Fort, Sports Editor
P.O. Box 1586
Clemson, SC 29633
(864) 656-6269 • Fax (864) 656-4772
Email sports@thetigernews.com
Website TheTigerNews.com

The (Columbia) State

Patrick Obley, Beat Writer
P.O. Box 1333
Columbia, SC 29202
(803) 771-8473 • Fax (803) 771-8613
Email pobley@thestate.com
Website TheState.com

The (Florence) Morning News

Dan Scott, Beat Writer
310 South Dargin Street
Florence, SC 29501
(864) 654-5400 • Fax (843) 317-7292
Email dan@wccpfm.com
Website MorningNewsOnline.com

The Greenville News

Ed McGranahan, Beat Writer
P.O. Box 1688
Greenville, SC 29602
(864) 423-5480 • Fax (864) 298-4395
Email emcgrana@greenvillenews.com
Website GreenvilleNews.com

The (Myrtle Beach) Sun News

Richard Griffiths, Sports Editor
P.O. Box 406
Myrtle Beach, SC 29578
(800) 568-1800 x294 • Fax (843) 626-0356
Email rgriffis@thesunnews.com
Website MyrtleBeachOnline.com

The (Orangeburg) Times & Democrat

Thomas Grant, Sports Writer
P.O. Drawer 1766
Orangeburg, SC 29116
(803) 534-1060 • Fax (803) 533-5595
Email sports@timesanddemocrat.com
Website TheTAndD.com

The (Rock Hill) Herald

David Cloninger, Sports Writer
132 West Main Street
Rock Hill, SC 29731
(803) 909-4218 • Fax (803) 329-4021
Email dcloninger@heraldonline.com
Website HeraldOnline.com

(Seneca) Daily Journal/Messenger

Will Vandervort, Sports Editor
P.O. Box 547
Seneca, SC 29679
(864) 882-2375 • Fax (864) 882-2381
Email sportsed@dailyjm.com
Website www.DailyJM.com

Spartanburg Herald-Journal

Eric Boynton, Beat Writer
P.O. Box 1657
Spartanburg, SC 29304
(864) 582-4511 x7272 • Fax (864) 594-6234
Email eric.boynton@shj.com
Website GoUpstate.com

The (Sumter) Item

Dennis Brunson, Sports Editor
20 North Magnolia Street
Sumter, SC 29150
(803) 774-1241 • Fax (803) 774-1210
Email dennisb@theitem.com
Website www.TheItem.com

Radio

WSBF-FM (88.1)

Brad Toy, Sports Director
P.O. Box 2156
Clemson, SC 29632
(864) 656-4010 • Fax (864) 656-4011

Email btoy@clemson.edu
Website WSBF.net

WCCP-FM (104.9)

Dan Scott, Sports Director
P.O. Box 1560
Clemson, SC 29633
(864) 903-1324 • Fax (864) 654-3300
Email dan@wccpfm.com
Website WCCPFM.com

WRIX-FM (103.1)

Ron Scarborough, Talk-Show Host
Joel Kay, Talk-Show Host
102 East Shockley Ferry Road
Anderson, SC 29624
(864) 224-6733 • Fax (864) 224-0260
Email morningshow@103.com
Website Talk103.com

WORD-AM (1330 AM)

Ed Jensen, Sports
25 Garlington Road
Greenville, SC 29615
(864) 241-4230 • Fax (800) 967-9329
Email ejensen@entercom.com
Website NewsRadioWord.com

South Carolina News Network

Phil Kornblut, Sports Director
3710 Landmark Drive, Suite 100
Columbia, SC 29204
(803) 790-4300 • Fax (803) 790-4309
Email philtalk@aol.com
Website AllSportsTalk.com

Specialty

Clemson Tiger Sports Network

Don Williams, Sales & Operations Manager
Don Munson, Play-By-Play Announcer
P.O. Box 552
Clemson, SC 29633
(864) 654-5544 • Fax (864) 654-5509
Email dwilliams@clemsontigersp.com

CUTigers The Magazine

Roy Philpott, Editor
Brett Jensen, Beat Writer
305 Stallion Road
Greenville, SC 29617
(864) 246-9268 • Fax (864) 246-9268
Email rphilpo@cutigers.com
Website CUTigers.com

(IPTAY) Orange & White

Phil Batson, Editor
Kerry Capps, Associate Editor
Cobb Oxford, Beat Writer
P.O. Box 828
Clemson, SC 29633
(864) 260-1230 • Fax (864) 260-1276
Email batsonpr@oandw.com
Website OAndW.com

TigerIllustrated The Magazine

Cris Ard, Publisher
P.O. Box 201
Clemson, SC 29633
Email crisard@msn.com
Website TigerIllustrated.com

Television

WYFF (NBC, Ch. 4)

Geoff Hart, Sports Director
505 Rutherford Street

Greenville, SC 29609
(864) 240-5265 • Fax (864) 240-5297
Email gshart@hearst.com
Website WYFF.com

WHNS (Fox, Ch. 21)

Joe Carter, Sports Director
21 Interstate Court
Greenville, SC 29615
(864) 213-2222 • Fax (864) 987-1219
Email joe.carter@foxcarolina.com
Website FoxCarolina.com

WSPA (CBS, Ch. 7)

Pete Yanity, Sports Director
P.O. Box 1717
Spartanburg, SC 29304
(864) 587-5452 • Fax (864) 587-5430
Email pyanity@wspa.com
Website WSPA.com

WNEG (CBS, Ch. 32)

Randy Scott, Sports Director
100 Boulevard
Toccoa, GA 30577
(706) 886-0032 • Fax (706) 886-7033
Email sports@wneg32.com
Website WNEG32.com

WIS (NBC, Ch. 10)

Rick Henry, Sports Director
P.O. Box 367
Columbia, SC 29201
(803) 758-1288
Email rhenry@wis-tv.com
Website WISTV.com

WLTX (CBS, Ch. 19)

Bob Shields, Sports Director
6027 Garners Ferry Road
Columbia, SC 29209
(803) 776-9508 x233 • Fax (803) 776-1791
Email bshields@wltx.gannett.com
Website WLTX.com

WOLO (ABC, Ch. 25)

Tim Hill, Sports Director
5807 Shakespeare Road
Columbia, SC 29223
(803) 735-9605 • Fax (803) 691-4015
Email thill@wolo.com
Website WOLO.com

Comcast/Charter Sports Southeast

Erin Morton, Marketing Director
2995 Courtyards Drive
Norcross, GA 30071
(770) 559-2991 • Fax (770) 559-2418
Email ... erin_morton@cable.comcast.com
Website CSS-Sports.com

FSN South

Jamie Kimbrough, Public Relations Director
1175 Peachtree Street, Northeast
Building 100; Suite 200
Atlanta, GA 30361
(404) 230-7318 • Fax (404) 230-7398
Email jkimbrough@foxsports.net
Website FoxSports.com

Wire Service

(Columbia) Associated Press

Pete Iacobelli, Sports Writer
1311 Marion Street
Columbia, SC 29201
(803) 799-5510 • Fax (803) 252-2913
Email apcolumbia@ap.org
Website AP.org



Clemson Roster

Numerical

#	Player	Pos.	B-T	Hgt	Wgt	Cl.	Exp.	Hometown	Previous School
3	Herman Demmink	3B	L-R	5-10	185	Sr.	3VL	Midlothian, VA	Clover Hill HS
4	Taylor Harbin	2B/SS	R-R	5-9	180	So.	1VL	Travelers Rest, SC	Travelers Rest HS
5	Travis Storrer	OF	L-R	6-1	195	Sr.	2VL	Mount Vernon, WA	Edmonds CC
6	Stan Widmann	SS	R-R	6-0	185	So.	1VL	Hurst, TX	L.D. Bell HS
8	Brad Chalk	OF/LHP	L-L	6-0	175	So.	1VL	Greer, SC	Riverside HS
9	D.J. Mitchell	OF/RHP	R-R	6-1	155	Fr.	HS	Rural Hall, NC	North Forsyth HS
12	Wilson Boyd	OF	L-L	5-8	160	Fr.	HS	Hickory, NC	Hickory HS
13	Alex Burg	C	R-R	5-11	205	Fr.	HS	Des Moines, WA	Mount Rainier HS
15	John Ingram	INF/OF	R-R	6-1	200	*Jr.	2VL	Alpharetta, GA	Chattahoochee HS
16	Ben Hall	2B/1B	R-R	5-9	185	Sr.	1VL	Ormond Beach, FL	Daytona Beach CC
17	Chris Fidrych [^]	LHP	L-L	6-0	205	So.	1VL	Beaufort, SC	Beaufort HS
18	Jason Berken	RHP	R-R	6-0	195	*Jr.	2VL	De Pere, WI	West De Pere HS
19	Casey Keen	OF	R-R	5-10	175	Fr.	HS	Covington, LA	Fountainbleau HS
20	Stephen Faris	RHP	R-R	6-1	190	Jr.	2VL	Richmond, VA	Tucker HS
21	Tyler Colvin	OF/1B	L-L	6-3	190	Jr.	2VL	North Augusta, SC	North Augusta HS
22	Matt Vaughn	RHP	R-R	6-2	195	Fr.	HS	Summerville, SC	Summerville HS
23	Tanner Leggett	SS/2B	R-R	5-11	165	*Jr.	1VL	Clemson, SC	Daniel HS
24	Andy D'Alessio	1B	L-R	6-3	215	Jr.	2VL	Naples, FL	Barron Collier HS
25	Jameson Smith	INF/C	L-R	5-11	175	Fr.	HS	Fresno, CA	Clovis West HS
28	Chris Allen	RHP	R-R	6-3	205	Jr.	JC	DuBoistown, PA	Lake-Sumter (FL) CC
29	Adrian Casanova	C	R-R	6-0	200	*Sr.	1VL	Miami, FL	Florida International University
30	Doug Hogan	C	R-R	6-2	195	*So.	1VL	Columbia, SC	Irmo HS
31	P.J. Zocchi	RHP	R-R	5-11	205	*So.	1VL	Bronx, NY	Iona Prep School
33	William Bond [^]	LHP	R-L	5-11	175	*Fr.	RS	Lawrenceville, GA	Greater Atlanta Christian School
35	Marquez Smith	INF	R-R	5-9	200	Jr.	JC	Ocala, FL	Daytona Beach CC
36	Stephen Clyne	RHP	R-R	6-2	200	*Jr.	1VL	Parkland, FL	American Heritage HS
40	Alex Martin	LHP	L-L	6-1	185	*Fr.	RS	Charlotte, NC	Providence HS
41	Daniel Moskos	LHP	R-L	6-2	205	So.	1VL	Alta Loma, CA	Damien HS
42	Drew Fiorenza	RHP	R-R	6-1	205	Sr.	1VL	Atlanta, GA	Middle Georgia College
43	Sean Clark	RHP	R-R	6-1	190	*Jr.	RS	Los Angeles, CA	Chandler-Gilbert (AZ) CC
45	Ryan Hinson	LHP	L-L	6-2	230	Fr.	HS	Rock Hill, SC	Northwestern HS
46	Steve Richard	RHP	R-R	6-2	225	Jr.	TR	Billerica, MA	University of Maine
47	David Kopp	RHP	R-R	6-3	190	So.	1VL	Margate, FL	Coral Springs HS
48	Josh Cribb	RHP	R-R	5-10	190	*Sr.	3VL	Lake View, SC	Lake View HS
50	Chris Howard	RHP	L-R	6-4	200	*So.	1VL	Fort Wayne, IN	Concordia Lutheran HS

Head Coach: 7 Jack Leggett (13th season, Maine '76)
Associate Head Coach: 39 Kevin O'Sullivan (8th season, Virginia '91)
Assistant Head Coach: 10 Tom Riginos (4th season, Stetson '90)
Volunteer Assistant Coach: 11 Russell Triplett (1st season, Clemson '04)
Director of Baseball Operations: 51 Denny Oughton (Pacific Lutheran '95)
Student Managers: Zac Ramey (Jr. • Kings Mountain, NC)
 Patrick Middleton (Jr. • Gilbert, SC)
 Pat Hassell (Florida '04)
Graduate Trainer: Mike Echols (Clemson '85)
Field Manager: Brian Hennessy (Clemson '98)
Sports Information Contact:

* - has spent one season as a red-shirt player; ^ - out for the season due to injury

Alphabetical

#	Player	Pos.	Cl.
28	Chris Allen	RHP	Jr.
18	Jason Berken	RHP	*Jr.
33	William Bond [^]	LHP	*Fr.
12	Wilson Boyd	OF	Fr.
13	Alex Burg	C	Fr.
29	Adrian Casanova	C	*Sr.
8	Brad Chalk	OF/LHP	So.
43	Sean Clark	RHP	*Jr.
36	Stephen Clyne	RHP	*Jr.
21	Tyler Colvin	OF/1B	Jr.
48	Josh Cribb	RHP	*Sr.
24	Andy D'Alessio	1B	Jr.
3	Herman Demmink	3B	Sr.
20	Stephen Faris	RHP	Jr.
17	Chris Fidrych [^]	LHP	So.
42	Drew Fiorenza	RHP	Sr.
16	Ben Hall	2B/1B	Sr.
4	Taylor Harbin	2B/SS	So.
45	Ryan Hinson	LHP	Fr.
30	Doug Hogan	C	*So.
50	Chris Howard	RHP	*So.
15	John Ingram	INF/OF	*Jr.
19	Casey Keen	OF	Fr.
47	David Kopp	RHP	So.
23	Tanner Leggett	SS/2B	*Jr.
40	Alex Martin	LHP	*Fr.
9	D.J. Mitchell	OF/RHP	Fr.
41	Daniel Moskos	LHP	So.
46	Steve Richard	RHP	Jr.
25	Jameson Smith	INF/C	Fr.
35	Marquez Smith	INF	Jr.
5	Travis Storrer	OF	Sr.
22	Matt Vaughn	RHP	Fr.
6	Stan Widmann	SS	So.
31	P.J. Zocchi	RHP	*So.

Pronunciations

21 Tyler **Colvin** COHL-vihn
 24 Andy **D'Alessio** duh-LEHS-ee-oh
 3 Herman **Demmink** DEHM-ihnk
 20 Stephen **Faris** FAYR-ihs
 41 Daniel **Moskos** MAH-skohs
 51 Denny **Oughton** OHT-ihn
 46 Steve **Richard** rih-SHAHRD
 10 Tom **Riginos** rih-JEEN-uhs
 35 **Marquez** Smith mahr-KWEHZ
 31 P.J. **Zocchi** ZAH-chee

Players By State

South Carolina (9)

8 Brad Chalk Greer
 21 Tyler Colvin North Augusta
 48 Josh Cribb Lake View
 17 Chris Fidrych Beaufort
 4 Taylor Harbin Travelers Rest
 45 Ryan Hinson Rock Hill
 30 Doug Hogan Columbia
 23 Tanner Leggett Clemson
 22 Matt Vaughn Summerville

Florida (6)

29 Adrian Casanova Miami
 36 Stephen Clyne Parkland
 24 Andy D'Alessio Naples
 16 Ben Hall Ormond Beach
 47 David Kopp Margate
 35 Marquez Smith Ocala

California (3)

43 Sean Clark Los Angeles
 41 Daniel Moskos Alta Loma
 25 Jameson Smith Fresno

Georgia (3)

33 William Bond Lawrenceville
 42 Drew Fiorenza Atlanta
 15 John Ingram Alpharetta

North Carolina (3)

12 Wilson Boyd Hickory
 40 Alex Martin Charlotte
 9 D.J. Mitchell Rural Hall

Virginia (2)

3 Herman Demmink Midlothian
 20 Stephen Faris Richmond

Washington (2)

13 Alex Burg Des Moines
 5 Travis Storrer Mount Vernon

Indiana (1)

50 Chris Howard Fort Wayne

Louisiana (1)

19 Casey Keen Covington

Massachusetts (1)

46 Steve Richard Billerica

New York (1)

31 P.J. Zocchi Bronx

Pennsylvania (1)

28 Chris Allen DuBoistown

Texas (1)

6 Stan Widmann Hurst

Wisconsin (1)

18 Jason Berken De Pere

Position Roster

Catchers

#	Player	Pos.	B-T	Hgt	Wgt	Cl.	Birthdate	Current Home Address, Hometown Phone
13	Alex Burg	C	R-R	5-11	205	Fr.	8-9-87	24933 13th Place South; Des Moines, WA 98198; (206) 824-9003
29	Adrian Casanova	C	R-R	6-0	200	*Sr.	5-6-83	1400 SW 78 Avenue; Miami, FL 33144; (305) 262-6246
30	Doug Hogan	C	R-R	6-2	195	*So.	9-29-84	441 Winding Way; Columbia, SC 29212; (803) 781-9028

Infielders

#	Player	Pos.	B-T	Hgt	Wgt	Cl.	Birthdate	Current Home Address, Hometown Phone
24	Andy D'Alessio	1B	L-R	6-3	215	Jr.	9-23-84	6899 Lone Oak Boulevard; Naples, FL 34109; (239) 594-3090
3	Herman Demmink	3B	L-R	5-10	185	Sr.	9-21-83	2901 Sliding Rock Trail; Fort Mill, SC 29708; (803) 547-0306
16	Ben Hall	2B/1B	R-R	5-9	185	Sr.	8-9-83	46 River Ridge Trail; Ormond Beach, FL 32174; (386) 677-5096
4	Taylor Harbin	2B/SS	R-R	5-9	180	So.	2-13-86	503 Tubbs Mountain Road; Travelers Rest, SC 29690; (864) 834-1611
15	John Ingram	INF/OF	R-R	6-1	200	*Jr.	10-21-83	12160 Winding Oak Trail; Alpharetta, GA 30005; (770) 740-0705
23	Tanner Leggett	SS/2B	R-R	5-11	165	*Jr.	8-12-83	154 Riverpoint Drive; Clemson, SC 29631; (864) 654-4387
25	Jameson Smith	INF/C	L-R	5-11	175	Fr.	10-9-86	9420 North Meridian; Fresno, CA 93720; (559) 434-4933
35	Marquez Smith	INF	R-R	5-9	200	Jr.	3-20-85	3551 Southeast 28 Court; Ocala, FL 34471; (352) 732-0628
6	Stan Widmann	SS	R-R	6-0	185	So.	8-25-85	308 Wanda Way; Hurst, TX 76053; (817) 808-5534

Outfielders

#	Player	Pos.	B-T	Hgt	Wgt	Cl.	Birthdate	Current Home Address, Hometown Phone
12	Wilson Boyd	OF	L-L	5-8	160	Fr.	10-28-86	326 41st Avenue Place Northwest; Hickory, NC 28601; (828) 327-0687
8	Brad Chalk	OF/LHP	L-L	6-0	175	So.	1-20-86	105 North Wingfield Road; Greer, SC 29650; (864) 978-1794
21	Tyler Colvin	OF/1B	L-L	6-3	190	Jr.	9-5-85	222 Eagle Lake Road; North Augusta, SC 29841; (803) 278-4120
19	Casey Keen	OF	R-R	5-10	175	Fr.	3-27-87	21445 Harrison Avenue; Abita Springs, LA 70420; (985) 809-9587
9	D.J. Mitchell	OF/RHP	R-R	6-1	155	Fr.	5-13-87	6340 Wynyard Avenue; Rural Hall, NC 27045; (336) 377-2887
5	Travis Storrer	OF	L-R	6-1	195	Sr.	10-2-83	2300 Earl Court; Mount Vernon, WA 98273; (360) 424-6000

Pitchers

#	Player	Pos.	B-T	Hgt	Wgt	Cl.	Birthdate	Current Home Address, Hometown Phone
28	Chris Allen	RHP	R-R	6-3	205	Jr.	12-4-84	149 Summer Street; DuBoistown, PA 17702; (570) 326-3293
18	Jason Berken	RHP	R-R	6-0	195	*Jr.	11-27-83	663 Saint Joseph Street; De Pere, WI 54115; (920) 336-1690
33	William Bond^	LHP	R-L	5-11	175	*Fr.	12-18-85	775 Woodbrook Way; Lawrenceville, GA 30043; (770) 682-0734
43	Sean Clark	RHP	R-R	6-1	190	*Jr.	4-24-84	24701 Riverchase Drive, #9212; Valencia, CA 91355; (661) 259-9985
36	Stephen Clyne	RHP	R-R	6-2	200	*Jr.	9-22-84	12805 Northwest 69th Court; Parkland, FL 33076; (954) 757-0423
48	Josh Cribb	RHP	R-R	5-10	190	*Sr.	2-24-83	325 Layton Court; Marion, SC 29571; (843) 423-3691
20	Stephen Faris	RHP	R-R	6-1	190	Jr.	6-30-84	3605 Milbrier Place; Richmond, VA 23233; (804) 360-4959
17	Chris Fidrych^	LHP	L-L	6-0	205	So.	9-8-85	238 Green Winged Teal Drive South; Beaufort, SC 29907; (843) 470-0902
42	Drew Fiorenza	RHP	R-R	6-1	205	Sr.	6-24-84	2125 Spalding Drive; Atlanta, GA 30350; (770) 480-5036
45	Ryan Hinson	LHP	L-L	6-2	230	Fr.	5-12-87	1229 Old Coach Lane; Rock Hill, SC 29732; (803) 324-1809
50	Chris Howard	RHP	L-R	6-4	200	*So.	10-8-84	520 Choctaw Court; Fort Wayne, IN 46825; (260) 497-9894
47	David Kopp	RHP	R-R	6-3	190	So.	10-22-85	3360 Pinewalk Drive North, #1311; Margate, FL 33063; (954) 255-0009
40	Alex Martin	LHP	L-L	6-1	185	*Fr.	2-16-86	4509 Rosecliff Drive; Charlotte, NC 28277; (704) 541-0791
41	Daniel Moskos	LHP	R-L	6-2	205	So.	4-28-86	6989 Galatina Place; Alta Loma, CA 91701; (909) 989-3085
46	Steve Richard	RHP	R-R	6-2	225	Jr.	3-7-85	5 Frost Street; Billerica, MA 01821; (978) 667-8402
22	Matt Vaughn	RHP	R-R	6-2	195	Fr.	6-13-86	141 Jupiter Lane; Summerville, SC 29483; (843) 821-7895
31	P.J. Zocchi	RHP	R-R	5-11	205	*So.	6-19-85	2542 Westervelt Avenue; Bronx, NY 10469; (718) 519-0395

Head Coach: 7 Jack Leggett (13th season, Maine '76)
Associate Head Coach: 39 Kevin O'Sullivan (8th season, Virginia '91)
Assistant Head Coach: 10 Tom Riginos (4th season, Stetson '90)
Volunteer Assistant Coach: 11 Russell Triplett (1st season, Clemson '04)
Director of Baseball Operations: 51 Denny Oughton (Pacific Lutheran '95)
Student Managers: Zac Ramey (Jr. • Kings Mountain, NC)
 Patrick Middleton (Jr. • Gilbert, SC)
 Pat Hassell (Florida '04)
Graduate Trainer: Mike Echols (Clemson '85)
Field Manager: Brian Hennessy (Clemson '98)
Sports Information Contact:

* - has spent one season as a red-shirt player; ^ - out for the season due to injury



Quick Facts

General Information

Institution:	Clemson University
Nickname:	Tigers
Location:	Clemson, SC 29633
Colors:	Burnt Orange (PMS 165) & Northwest Purple (PMS 268)
Founded:	1889
Enrollment:	17,181
President:	James F. Barker (Clemson '70)
Athletic Director:	Dr. Terry Don Phillips (Arkansas '70)
	Office Phone - (864) 656-1935
	Email - ptery@clemson.edu
Conference:	Atlantic Coast
Stadium:	Doug Kingsmore Stadium (Natural Grass) (5,000)
Field Dimensions:	LL - 320, LC - 370, C - 400, RC - 375, RL - 330
Press Box Phone Number:	(864) 656-7731
Ticket Office Phone Number:	(864) 656-2118 or 1-800-CLEMSON

Baseball Staff

Head Coach:	Jack Leggett (Maine '76)
Record at Clemson:	555-243 (12 seasons)
Overall Record:	932-533 (26 seasons)
	Office Phone - (864) 656-1947
	Home Phone - (864) 654-4387
Best Time to Contact Leggett:	9:00 AM - 11:00 AM weekdays
Associate Head Coach:	Kevin O'Sullivan (Virginia '91)
	Office Phone - (864) 656-1948
	Home Phone - (864) 654-0403
Assistant Head Coach:	Tom Riginos (Stetson '90)
	Office Phone - (864) 656-1950
	Home Phone - (864) 654-4599
Volunteer Assistant Coach:	Russell Triplett (Clemson '04)
	Office Phone - (864) 656-1689
	Cell Phone - (803) 480-2598
Director of Baseball Operations:	Denny Oughton (Pacific Lutheran '95)
	Office Phone - (864) 656-1691
	Cell Phone - (864) 637-8474
Administrative Assistant:	Roberta Balliet
	Office Phone - (864) 656-1940
	Email - rballie@clemson.edu
Student Managers:	Zac Ramey (Jr. • Kings Mountain, NC)
	Patrick Middleton (Jr. • Gilbert, SC)
Graduate Trainer:	Pat Hassell (Florida '04)
Strength Training Coach:	David Helms (South Carolina '86)
Supervisor of Athletic Facilities:	Matt Money (Clemson '01)
Supervisor of Athletic Grounds:	Mike Echols (Clemson '85)

SID Information

Office Phone: (864) 656-2114
Fax Number: (864) 656-0299
Mailing Address: P.O. Box 31; Clemson, SC 29633
Overnight Address: ... Jervay Athletic Center, 100 Perimeter Road; Clemson, SC 29634
Website: ClemsonTigers.com
Assistant AD/Sports Information Director: **Tim Bourret** (Notre Dame '77)
..... Home Phone - (864) 888-3490
..... Email - btimoth@clemson.edu
Senior Associate SID: **Sam Blackman** (Clemson '85)
..... Home Phone - (864) 639-4400
..... Email - blackmj@clemson.edu
Assistant SID/Baseball Contact: **Brian Hennessy** (Clemson '98)
..... Office Phone - (864) 656-1921
..... Cell Phone - (864) 986-9046
..... Email - bhennes@clemson.edu
Assistant SID: **Christine Long** (Clemson '05)
..... Cell Phone - (937) 829-3087
..... Email - longc@clemson.edu
Assistant SID: **Philip Sikes** (Clemson '02)
..... Home Phone - (864) 855-9208
..... Email - philips@clemson.edu
Website Coordinator: **Louis Garmendia** (Clemson '00)
..... Cell Phone - (864) 506-1509
..... Email - ggarmen@clemson.edu
SID Graduate Assistants: **Mark Henly** (Clemson '04), **Kyle Tucker** (Clemson '04)
SID Student Assistants: **Courtney Adams** (Sr. • Forest City, NC),
..... **Joni Byars** (Sr. • Lyman, SC),
..... **Carmen Clark** (Sr. • Burke, VA), **Ashley Earle** (Fr. • Easley, SC),
..... **Lauren Huckaby** (Sr. • Williamsburg, VA), **Will Long** (So. • Simpsonville, SC),
..... **Lindsey Meleski** (Jr. • Weston, FL), **Amanda Wolk** (Jr. • Berryville, VA)
SID Student Interns: **Josh Cribb** (Sr. • Lake View, SC),
..... **Stephen Poole** (Sr. • Spartanburg, SC),
Official Scorer: **Sack Bagley** (Southern Wesleyan '72)



2006 Team Information

Lettermen Returning:	22
Lettermen Lost:	8
Starting Position Players Returning (8):	Adrian Casanova (C), Brad Chalk (CF), Tyler Colvin (LF), Andy D'Alessio (1B), Herman Demmink (3B), Taylor Harbin (2B), Travis Storrer (RF), Stan Widmann (SS)
Starting Position Players Lost (1):	Kris Harvey (DH)
Starting Pitchers Returning (4):	Jason Berken (R), Josh Cribb (R), Stephen Faris (R), David Kopp (R)
Starting Pitchers Lost (2):	Kris Harvey (R), Robert Rohrbaugh (L)
All-Americans Returning (1):	Taylor Harbin (2B)
All-Americans Lost (1):	Kris Harvey (DH)
All-ACC Players Returning (2):	Stephen Faris (SP), Taylor Harbin (2B)
All-ACC Players Lost (1):	Kris Harvey (DH/Utility)

Returning Leaders

Batting Average:	Brad Chalk (.350)
Games:	Adrian Casanova, Taylor Harbin, Travis Storrer, Stan Widmann (66)
At-Bats:	Taylor Harbin (274)
Runs Scored:	Taylor Harbin (64)
Hits:	Taylor Harbin (94)
Doubles:	Taylor Harbin (28)
Home Runs:	Andy D'Alessio (15)
RBI's:	Taylor Harbin (63)
Stolen Bases:	Tyler Colvin (12)
ERA:	Stephen Faris (2.60)
Wins:	Josh Cribb (8)
Appearances:	David Kopp (22)
Saves:	Stephen Clyne (2)
Innings Pitched:	Josh Cribb (109.1)
Strikeouts:	Josh Cribb (97)

2005 Review

Record: 43-23 Overall, 25-7 Home, 15-13 Away, 3-3 Neutral
..... NCAA Clemson (SC) Regional Champion
..... NCAA Waco (TX) Super Regional Participant
ACC Regular-Season Record (finish): 21-9 (2nd)
ACC Tournament Record (finish): 2-2 (T-3rd)
NCAA Tournament Record: 3-0 in Clemson (SC) Regional
..... 1-2 in Waco (TX) Super Regional
Final Clemson Rankings: #14 by **Baseball America**,
..... #13 by **Collegiate Baseball**,
..... #16 by **Sports Weekly**
Highest Rankings: #13 by **Baseball America** (Jun. 7 - Jun. 13),
..... #12 by **Collegiate Baseball** (May 23 - Jun. 13),
..... #16 by **Sports Weekly** (Final)
Record vs. Top-25 Ranked Teams: 19-9

2005 Top-25 NCAA Stat Rankings

Team	Category	Stat	Rank
Clemson	Home Runs/Game	1.15	22
Individual	Category	Stat	Rank
Kris Harvey	Home Runs/Game	0.38	6
Taylor Harbin	Doubles/Game	0.42	13
Brad Chalk	Sacrifice Bunts/Game	0.23	24

2006 Outlook

Overview

Omaha. It is the word that drives Head Coach **Jack Leggett**, who has been at the helm of the Tiger baseball program for the past 12 seasons. And with their three-year absence from Omaha and the College World Series, Leggett and the Tigers have the "promised land" in their sights in 2006.

"Our goals are always the same...we want to get to Omaha to play in the College World Series and win the national championship," said Leggett, who has taken the Tigers to the College World Series four times after playing in Omaha while being team captain at Maine in 1976. "Obviously, along the way we have to take care of business in the conference, and try to win the regular-season and tournament titles. Every game is important, and we want to position ourselves to play host to NCAA Regionals and Super Regionals."

Leggett's reasons for excitement are many. Clemson returns all eight position players in the field from last year's team that came one win away from a trip to Omaha. Ninety-six percent of the starts by position players (excluding designated hitter) a season ago were made by Tigers who are back for the 2006 season.

The pitching staff also has many veteran starters and relievers returning. For the Tigers to increase their total of 19 straight NCAA Tourney appearances, tied for the third-longest streak in NCAA history, they will need solid seasons from their veteran weekend rotation. And considering the Tigers had a 3.94 ERA a year ago, the best mark since 1996, and many of those pitchers return, the pitching staff is slated to be a strength for this year's team.

The pollsters believe Clemson is a top-caliber team as well, as the Tigers are ranked as high as #2 by **Baseball America** in its preseason poll. The **USA Today** coaches poll has the Tigers ranked #3, while Clemson is ranked #6 by **Collegiate Baseball**.



Russell Triplett, a two-time All-ACC player at Clemson from 2001-04, joins the coaching staff as the volunteer assistant this season.

"We have a strong nucleus coming back this year after a season where we finished very strong," stated Leggett. "We will miss Kris Harvey, who had an ACC-best 25 home runs, but every other starter in the field returns a year better, and we have some great support players that fit within the team framework."

In 2005, Clemson averaged 1.15 home runs per game, the 22nd-best figure in the country. Gone are Harvey's 25 long balls, however Tigers who hit 49 homers return this season.

The team also works extremely hard on the bunt game, as Clemson easily set a school record with 62 sacrifice bunts in 2005.

"Offensively, we will have an exciting team," stated Leggett. "Along with having all of our starters back in the field, the new players have a good grasp of how we want to play and how aggressive we must be on the bases."

Although the Tigers swiped just 42 stolen bases a year ago, players who stole 38 bases return in 2006.

"Defensively, I think we will be a very sound team. The team chemistry is good, and I like how our work ethic came along during the fall season. The players worked extremely hard, and they are all very hungry and motivated to get us back to Omaha."

Leggett has 555 victories in his 12 seasons in Tigertown. Only five other schools have more wins from 1994-05 than Leggett, as he is also the 12th-winningest active coach (while head coach at a Division I school) in the country with 932 career victories.

Associate Head Coach and Recruiting Coordinator **Kevin O'Sullivan** returns for his eighth season, while Assistant Head Coach and Hitting Instructor **Tom Riginos** is back for his fourth year. **Russell Triplett**, who was a .312 hitter in 222 career games as a Tiger from 2001-04, begins his first season as the volunteer assistant coach. A new position was also created in the offseason. **Denny Oughton**, a native of Washington, is Clemson's first director of baseball operations.

Clemson's 2006 schedule features 36 games at home and 23 games against opponents that played in the 2005 NCAA Tournament. Even though the Tigers will play seven more regular-season games at Doug Kingsmore Stadium than they did in 2005, the schedule is still ranked as the toughest in the ACC according to SEBaseball.com, a tough task for a club that is picked to finish first in the conference in the preseason by the league coaches.

Even though Boston College joins the ACC for the 2006 season, Clemson will still only play a 30-game league schedule. The Tigers will not play North Carolina in the regular season for the first time since 1950. Clemson will play home ACC series against N.C. State, Maryland, Virginia Tech, Florida State, and Wake Forest, while it will play road ACC series at Virginia, Miami (FL), Georgia Tech, Boston College, and Duke.

The Tigers will open the regular season with back-to-back, three-game home series against James Madison and Mercer in February. The following weekend, Clemson will play single games at College of Charleston and at South Carolina before returning home on March 5 to play host to the rival Gamecocks. From March 10-12, Clemson will wel-



Head Coach Jack Leggett and catcher Adrian Casanova will attempt to take Clemson to its 20th NCAA Tournament appearance in a row.

come the Big 12's Jayhawks from Kansas to Doug Kingsmore Stadium.

The schedule also features midweek contests against William & Mary, Gardner-Webb, Elon (2), Georgia (2), Western Carolina (2), South Carolina (2), Winthrop, Furman, Wofford, and College of Charleston. The ACC Tournament returns to the Baseball Grounds of Jacksonville (FL) for the second year in a row.

Catchers

The catching position features one of the team leaders in senior starter **Adrian Casanova** (Miami, FL). He returns with his outstanding receiving and defensive capabilities, along with his late-season hitting surge in 2005, his first year at Clemson. Casanova's value to the team goes beyond statistics. He was voted one of four team captains by his teammates for the 2006 season.

Sophomore **Doug Hogan** (Columbia, SC), who hit .111 in just 18 at-bats and 18 games as a freshman in 2005, is the only other returner with game experience behind the plate. He is the brother of former Tiger righthander Patrick Hogan (2001-04), who had 10 saves in 2004.

Freshmen **Alex Burg** (Des Moines, WA), one of five Tigers from the West coast, and Jameson Smith will also compete for the backup spot behind the plate.

Catchers

#	Player	B-T	Cl.	BA	HR	RBI
13	Alex Burg	R-R	Fr.	----	--	--
29	Adrian Casanova	R-R	*Sr.	.238	4	27
30	Doug Hogan	R-R	*So.	.111	0	1
25	Jameson Smith	L-R	Fr.	----	--	--

* - has spent one season as a red-shirt player; Note: Stats are from the 2005 season.



2006 Outlook



Senior third-baseman Herman Demmink is a career .318 hitter in 163 games (138 starts).

Infielders

All four starting infielders are back, led by **Taylor Harbin** (Travelers Rest, SC). The sophomore second baseman was one of Clemson's most heralded freshmen in history when he was a **Collegiate Baseball** Second-Team All-American, the first Tiger freshman in history to earn All-America honors. He hit .343 with an ACC-best 28 doubles, 10 homers, and 63 RBIs to also earn First-Team All-ACC honors. His fielding was a bright spot as well, as he committed just nine errors and had a .974 fielding percentage.

Sophomore shortstop **Stan Widmann** (Hurst, TX) had a solid freshman season when he hit .289 and showed a strong arm in starting all 66 games. With a solid fall, Leggett believes Widmann is primed for a big 2006 season as the everyday shortstop.

Senior third-baseman **Herman Demmink** (Midlothian, VA) joins Widmann as starters on the left side of the infield. Demmink is a veteran of 138 starts and is a career .318 hitter. He has been a starter at both second base and third base, and is one of four team captains in 2006. He has set an example for his teammates in the weight room, as he is a four-time winner of the Omaha Challenge,

Infielders

#	Player	B-T	Cl.	BA	HR	RBI
21	Tyler Colvin	L-L	Jr.	.283	5	53
24	Andy D'Alessio	L-R	Jr.	.276	15	60
3	Herman Demmink	L-R	Sr.	.345	4	41
16	Ben Hall	R-R	Sr.	.319	1	9
4	Taylor Harbin	R-R	So.	.343	10	63
15	John Ingram	R-R	*Jr.	.136	0	0
23	Tanner Leggett	R-R	*Jr.	.364	0	2
25	Jameson Smith	L-R	Fr.	-----	--	--
35	Marquez Smith	R-R	Jr.	-----	--	--
6	Stan Widmann	R-R	So.	.289	4	25

* - has spent one season as a red-shirt player; Note: Stats are from the 2005 season.

the team's offseason strength and conditioning competition.

Junior first-baseman **Andy D'Alessio** (Naples, FL) has the potential to post big power numbers after hitting 15 long balls in 2005. He also had 60 RBIs on only 58 hits, 30 of which went for extra bases. He was named Clemson Regional MVP thanks to going 7-for-9 with four doubles and a homer to lead the Tigers to the regional title. His defensive skills have not gone unnoticed, as he is the best defensive first baseman in the ACC according to **Baseball America**.

Senior **Ben Hall** (Ormond Beach, FL) will compete for the starting designated hitter spot after coming up with several clutch plays last year. He can play both positions on the right side of the infield, and came up with many key hits in his first season with the Tiger program in 2005.

Junior **John Ingram** (Alpharetta, GA) has proven he can come off the bench with pinch-hit home runs in his first two seasons at Clemson. The high school baseball teammate of former Tiger quarterback Charlie Whitehurst (2002-05) can play either corner infield spot, and is arguably the strongest player on the team.

Junior **Tanner Leggett** (Clemson, SC), son of Head Coach Jack Leggett, also has a chance to contribute in the middle of the infield. He was 4-for-11 (.364) in 16 games off the bench, and did not commit an error in 15 chances in 2005.

Junior-college transfer **Marquez Smith** (Ocala, FL) is a viable candidate to be the starting designated hitter in 2006. He posted big numbers at Daytona Beach Community College and raised eyebrows during fall practice. Smith will also compete for innings at third base behind Demmink.

Jameson Smith (Fresno, CA) is a versatile freshman who can play most infield spots. Tyler Colvin, the starter in left field, can also play first base for the Tigers.

Outfielders

Junior **Tyler Colvin** (North Augusta, SC) returns as the starting leftfielder. Colvin was a doubles machine last year as the cleanup batter with 22 two-baggers. He was one of the team's streakiest hitters, and ended the season with five homers, 53 RBIs, and a team-best 12 stolen bases. He is also a rare five-tool player with a good arm and speed to go along with his increased strength.

Sophomore **Brad Chalk** (Greer, SC) is the starting centerfielder after earning freshman All-America honors in 2005 thanks to his .350 batting average and .458 on-base percentage, both team bests. He became the first freshman to lead Clemson in batting average since 1991. The "table-setter" totaled a school-record 15 sacrifice bunts a season ago, and is a player who handles the bunt game extremely well. He also has great range on defense, and his arm is rated as the best in the outfield in the ACC according to **Baseball America**.

In right field, **Travis Storrer** (Mount Vernon, WA) returns as the starter for the third year in a row. The team captain is a career .331 hitter, and has been a steady influence on the team, both on the field and in the clubhouse. He enters 2006 on a 10-game hitting streak, and hit safely in 29 of the last 30 games in 2005. He also did not commit an error in the outfield in 92 chances.

Outfielders

#	Player	B-T	Cl.	BA	HR	RBI
12	Wilson Boyd	L-L	Fr.	-----	--	--
8	Brad Chalk	L-L	So.	.350	0	11
21	Tyler Colvin	L-L	Jr.	.283	5	53
15	John Ingram	R-R	*Jr.	.136	0	0
19	Casey Keen	R-R	Fr.	-----	--	--
9	D.J. Mitchell	R-R	Fr.	-----	--	--
5	Travis Storrer	L-R	Sr.	.346	6	43

* - has spent one season as a red-shirt player; Note: Stats are from the 2005 season.


D.J. Mitchell (Rural Hall, NC) is a freshman who turned heads during fall practice and performed well in the Omaha Challenge. He is one of the fastest players on the squad and is a candidate for innings behind three veteran starters in the outfield.

Wilson Boyd (Hickory, NC) and **Casey Keen** (Covington, LA) are two more outfielders who will gain valuable experience as freshmen, while Ingram can also play in the outfield if needed.

Pitchers

Senior righthander **Josh Cribb** (Lake View, SC), the only five-year Tiger on the 2006 squad, was dominant during the second half of 2005, which included back-to-back wins over Miami (FL). Cribb also has a career 3.65 ERA, while his walks per nine innings pitched mark (2.08) and strikeout-to-walk ratio (3.87) both rank second in Clemson history. He is the only holdover from the Tigers' last team to play in the College World Series in 2002, however, he did not make the trip to Omaha that year.

Junior righthander **Stephen Faris** (Richmond, VA) was the Tigers' predominant Friday starter in 2005 thanks to his competitiveness. The Second-Team All-ACC selection's 2.60 ERA was sixth-best in the conference, and he added 79 strikeouts against only 25 walks in 97.0 innings pitched in 2005.



Tyler Colvin won the Bob Bradley Award in 2005 for being the Tigers' MVP of the four-game series against South Carolina.

Pitchers

#	Player	T	Cl.	ERA	W-L/S	IP
28	Chris Allen	R	Jr.	-----	-----	-----
18	Jason Berken	R	*Jr.	-----	-----	-----
33	William Bond [^]	L	*Fr.	-----	-----	-----
8	Brad Chalk	L	So.	-----	-----	-----
43	Sean Clark	R	*Jr.	-----	-----	-----
36	Stephen Clyne	R	*Jr.	3.45	2-0/2	28.2
48	Josh Cribb	R	*Sr.	3.54	8-5/0	109.1
20	Stephen Faris	R	Jr.	2.60	6-4/1	97.0
17	Chris Fidrych [^]	L	So.	4.50	0-0/0	14.0
42	Drew Fiorenza	R	Sr.	4.98	2-1/1	21.2
45	Ryan Hinson	L	Fr.	-----	-----	-----
50	Chris Howard	R	*So.	3.86	1-0/0	4.2
47	David Kopp	R	So.	4.61	4-3/1	70.1
40	Alex Martin	L	*Fr.	-----	-----	-----
9	D.J. Mitchell	R	Fr.	-----	-----	-----
41	Daniel Moskos	L	So.	5.40	2-2/0	16.2
46	Steve Richard ^o	R	Jr.	2.07	9-1/0	100.0
22	Matt Vaughn	R	Fr.	-----	-----	-----
31	P.J. Zocchi	R	*So.	5.14	1-0/0	7.0

* - has spent one season as a red-shirt player; ^ - out for the season due to injury; ° - stats at Maine; Note: Stats are from the 2005 season.

Junior righthander **Jason Berken** (De Pere, WI), who had a 2.90 ERA and 9-3 record from 2003-04, missed last year after rehabbing his arm after having "Tommy John" surgery. The team captain has a 9-3 record, 2.90 ERA, and .229 opponents' batting average in 105.2 innings pitched in his career.

Sophomore righty **David Kopp** (Margate, FL) pitched in crucial situations as a freshman when he had a 4-3 record and 4.61 ERA in 22 outings. He was a valuable midweek starter. He also is listed as the 16th-best sophomore prospect in the nation by **Baseball America**.

Sophomore righthander **P.J. Zocchi** (Bronx, NY) pitched in both the 2004 and 2005 seasons,

but has been hampered by injuries, making just seven appearances in all.

Stephen Clyne (Parkland, FL), a junior righthander, and his sharp-breaking slider will be an asset to the team, as he was the Tigers' closer for parts of 2005.

Senior righthander **Drew Fiorenza** (Atlanta, GA) showed flashes of dominance in 2005, but he never posted the numbers the Tigers had hoped for. He has been taken in the draft twice, including in the 45th round in June of 2005.

Chris Howard (Fort Wayne, IN), a sophomore righthander, also returns with experience out of the bullpen. The sidearmer only appeared in five games last season, but his unorthodox delivery will be utilized by Leggett this season.


Junior righthander **Sean Clark** (Los Angeles, CA), who red-shirted last year due to injury, will also compete for innings out of the bullpen. He impressed coaches in the fall with his good breaking ball and solid control.

Junior righthander **Steve Richard** (BillERICA, MA), a transfer from Maine, had a 13-3 record and 2.49 ERA in 170.0 innings pitched over two seasons. He is a leading candidate to be the Tiger closer in 2006.

Righthander **Chris Allen** (DuBoistown, PA) is a junior-college transfer who is an imposing presence at 6'3". His experience will be utilized out of the bullpen in his first season in the program.

Freshman righty **Matt Vaughn** (Summerville, SC) showed good poise and competitiveness on the mound in fall workouts. Mitchell is another freshman who will vie for innings on the mound.

Among southpaws, sophomore **Daniel Moskos** (Alta Loma, CA) made 21 relief outings in 2005 and will be counted on in the bullpen as one of just a few healthy lefties on the 2006 team. He is also one of three Tigers from California.



After missing 2005 with an arm injury, Jason Berken returns in 2006 with a 9-3 record and 2.90 ERA in 29 career appearances.

Freshmen **Alex Martin** (Charlotte, NC), who red-shirted in 2005, and **Ryan Hinson** (Rock Hill, SC) are two other left-handers who Leggett will use to retire lefthanded batters among other roles.

Two more lefties were slated to play key roles, but will miss the season due to arm injuries. Red-shirt freshman **William Bond** (Lawrenceville, GA) and sophomore **Chris Fidrych** (Beaufort, SC), who appeared in 10 games out of the bullpen in 2005, both had "Tommy John" surgery and hope to be back at full strength in 2007. Despite not pitching last year, Chalk is another southpaw who will be given an opportunity on the mound.

2006 Preseason Polls

Baseball America

Rk	School	2005 W-L	*Rk
1.	Texas	56-16	1
2.	Clemson	43-23	14
3.	Florida	48-23	2
4.	Georgia Tech	45-19	11
5.	Cal. State-Fullerton	46-18	9
6.	North Carolina	41-19-1	---
7.	Rice	45-19	13
8.	Oregon State	46-12	7
9.	Tennessee	46-21	8
10.	Missouri	40-23	24
11.	Pepperdine	41-23	21
12.	Tulane	56-12	3
13.	Mississippi State	42-22	22
14.	South Carolina	41-23	25
15.	Florida State	53-20	16
16.	Arizona State	42-25	6
17.	Southern California	41-22	17
18.	Arkansas	39-22	---
19.	Texas Christian	41-20	---
20.	Louisiana State	40-22	18
21.	Fresno State	30-29	---
22.	Long Beach State	37-22	19
23.	Mississippi	48-20	10
24.	N.C. State	41-19	---
25.	California	34-23	---

* - final ranking of 2005

Collegiate Baseball

Rk	School	2005 W-L	Pts	*Rk
1.	Texas	56-16	496	1
2.	Florida	48-23	492	2
3.	Oregon State	46-12	490	7
4.	Nebraska	57-15	489	6
5.	Rice	45-19	487	16
6.	Clemson	43-23	484	13
7.	North Carolina	41-19-1	482	21
8.	Florida State	53-20	479	15
9.	Cal. State-Fullerton	46-18	476	9
10.	Georgia Tech	45-19	475	10
11.	Miami (FL)	41-19-1	473	14
12.	Arizona State	42-25	470	3
13.	Pepperdine	41-23	469	23
14.	Missouri	40-23	467	---
15.	Louisiana State	40-22	466	19
16.	Long Beach State	37-22	463	18
17.	South Carolina	41-23	461	---
18.	Florida Atlantic	37-24	459	---
19.	Tennessee	46-21	458	8
20.	Mississippi	48-20	456	11
21.	Southern California	41-22	455	17
22.	Notre Dame	38-24-1	453	---
23.	Baylor	46-24	450	4
24.	Tulane	56-12	449	5
25.	Stanford	34-25	447	---

* - final ranking of 2005

Sports Weekly

Rk	School	2005 W-L	Pts	*Rk
1.	Texas (34)	56-16	898	1
2.	Florida (1)	48-23	813	2
3.	Clemson	43-23	756	16
4.	Rice	45-19	734	11
5.	Cal. State-Fullerton	46-18	701	8
6.	Oregon State (1)	46-12	677	7
7.	Georgia Tech	45-19	662	10
8.	North Carolina	41-19-1	661	22
9.	Florida State	53-20	493	14
10.	Nebraska	57-15	462	6
11.	Arizona State	42-25	457	5
12.	Tennessee	46-21	390	9
13.	Missouri	40-23	387	---
14.	Pepperdine	41-23	361	---
15.	Tulane	56-12	354	3
16.	Miami (FL)	41-19-1	339	13
17.	South Carolina	41-23	319	21
18.	Southern California	41-22	302	15
19.	Louisiana State	40-22	283	18
20.	Long Beach State	37-22	278	20
21.	Mississippi State	42-22	237	19
22.	Mississippi	48-20	199	12
23.	Arkansas	39-22	162	---
24.	Texas Christian	41-20	142	---
25.	Baylor	46-24	114	4

* - final ranking of 2005



Glossary

25-25 Club

Clemson made its 31st appearance in the NCAA Baseball Tournament in 2005, and is one of just six schools who have been to at least 30 NCAA Baseball Tournaments. This past fall, Clemson defeated Colorado in the Champs Sports Bowl by a score of 19-10 in the Tigers' 28th all-time bowl appearance.

Entering this spring, Clemson is one of just six schools in the nation to have participated in at least 25 NCAA Baseball Tournaments and 25 bowl games. The other five schools to compete in at least 25 of each are Florida State, Miami (FL), Oklahoma, Southern California, and Texas. It is interesting to note that three of the six schools are from the ACC.

25-25 Club Members

School	Baseball	Bowls	Total
Clemson	31	28	59
Florida State	43	34	77
Miami (FL)	34	29	63
Oklahoma	28	39	67
Southern California	36	44	80
Texas	49	45	94

2,000 Wins

Clemson has more all-time wins than any other ACC school and stands ninth in the history of college baseball with 2,310 according to the 2006 NCAA Baseball Recordbook. Clemson enters its 109th season with a 2,310-1,283-29 record for a 64.2 winning percentage.

Florida State is second to Clemson in all-time wins among ACC teams and is 11th among all teams with 2,286 wins. North Carolina also stands 12th with 2,235 all-time victories.

You can stump some people with the answer to the question, "Who is the all-time leader?" The answer is the team Clemson defeated in the longest NCAA Tournament game in history, a 3-2 victory over Fordham that took 19 innings in the 1988 NCAA Tournament at New Britain, CT. The Rams, who have been playing college baseball for 145 years, have an all-time record of 3,912-1,908-49.

Winningest Division I Baseball Programs

Rk	School	Seasons	Win	Loss	Tie
1.	Fordham	145	3,912	1,908	49
2.	Texas	109	2,971	1,025	30
3.	Southern California	111	2,537	1,301	28
4.	Michigan	132	2,468	1,390	36
5.	Stanford	112	2,450	1,527	33
6.	Arizona State	94	2,399	1,180	7
7.	Arizona	97	2,347	1,227	23
	Washington State	110	2,347	1,411	6
9.	Clemson	108	2,310	1,283	29
10.	Harvard	137	2,308	1,441	33
11.	Florida State	58	2,286	844	11
12.	North Carolina	115	2,235	1,317	37
13.	California	114	2,220	1,639	19
14.	Minnesota	117	2,214	1,311	25
15.	Illinois	126	2,197	1,386	38
16.	Mississippi State	115	2,182	1,226	28
17.	Alabama	112	2,179	1,280	23
18.	Texas A&M	103	2,156	1,222	40
19.	Ohio State	122	2,151	1,382	40
20.	Yale	141	2,140	1,861	38
21.	Fresno State	77	2,138	1,221	8
22.	Oklahoma State	94	2,129	1,050	4
23.	Louisville	96	2,106	2,004	10
	Notre Dame	113	2,106	1,242	18
25.	Oklahoma	100	2,078	1,210	10

Adkins, Rusty

Former Clemson great and infielder Rusty Adkins had his jersey retired and was inducted into the Clemson Baseball Ring of Honor during ceremonies prior to the Florida State game on April 24, 1998. Adkins is the only three-time All-American in Clemson baseball history, as he wore #3 for the Tigers from 1965-67.

Adkins hit safely in 41 consecutive games, which is still tied for the fifth-longest streak in NCAA history and the longest in Tiger history. He had to go to his last at-bat to get a hit just three times in the 41 games. In 23 of the games,

he had at least two hits. He was 74-for-169 (.438) during the streak that lasted from April 10, 1965 to May 17, 1966.

The versatile player of the wooden-bat era hit .444 as a sophomore, a record that lasted until the 2002 season, when Khalil Greene hit an incredible .470 in a national player-of-the-year season. Adkins hit .379 in his career, an ACC record for the wooden-bat era. Adkins earned his degree from Clemson in industrial management in 1967 and later earned a master's degree from the Clemson-Furman MBA program in 1972. He is also a member of the state of South Carolina Athletic Hall of Fame.

In the fall of 2002, he was named to the ACC's 50-Year Anniversary team, the second-oldest Clemson athlete in any sport selected. Citing his age is a compliment to Adkins, as it shows how his accomplishments have stood the test of time.

All-Time NCAA Division I Hitting Streaks

Rk	Player	Team	Year(s)	HS
1.	Robin Ventura	Oklahoma State	1987	58
2.	Phil Stephenson	Wichita State	1981	47
3.	Roger Schmuck	Arizona State	1971	45
4.	Chuck Abbott	Austin Peay	1996	42
5.	Rusty Adkins	Clemson	1965,66	41
	Todd Nace	Southern Mississippi	1989,90	41
	Michael Compo	Penn State	2000	41
8.	Brandon Caraway	Houston	1998,99	40
	Shane Robinson	Florida State	2004,05	40

Attendance

Clemson has been outstanding at Doug Kingsmore Stadium in terms of its record. Since the facility opened in 1970, Clemson is 275-60 against ACC teams, an 82.1 winning percentage, and 856-194 overall, an 81.5 winning percentage. That is 1,050 games played at Doug Kingsmore Stadium entering 2006.

During Jack Leggett's head-coaching career, the Tigers have accumulated a 353-76 (.823) overall record and 115-30 (.793) record against the ACC in the friendly confines the last 12 seasons.

That success can be attributed in part to the tremendous fan support from Tiger faithful. Clemson has finished each of the last 12 years ranked in the top 20 in the nation in attendance. That includes top-10 rankings each of the last four seasons. Clemson was #11 in the nation in 2005 with a record average of 4,049 for its 32 home dates.

In 2005, Clemson sold over 1,800 season tickets, the 10th-straight year the 1,000 mark was surpassed. The program has a goal of 2,000 season tickets this year.



The late Bob Bradley served as the Tigers' baseball SID for 45 years and was inducted into Clemson's Ring of Honor in 2005.

The Tiger single-game record was set on Sunday, March 7, 2004 against #5 South Carolina. The attendance on that afternoon was 6,480.

To order season tickets, which includes a reserved, chair-back seat with the season ticket-holder's name on the seat, and the right to reserve the seat if the Tigers play host to an NCAA Regional, call toll free at 1-800-CLEMSON.

Bagley, Sack

Sack Bagley has been a part of Clemson's baseball program since the early 1960s. He was an undergraduate student when he tried out for the team, and then as a student manager under legendary Head Coach Bill Wilhelm.

When Wilhelm needed a freshman coach in 1966, he turned to Bagley, who had learned much about the game sitting in the dugout performing his managerial duties. In those days, Wilhelm was the only baseball coach and served as intramural program director. He had to wear many hats, but it also allowed Bagley to perform many duties, duties that would be done by a full-time assistant today.

Bagley coached the Clemson freshmen in 1966. Many of the players on his freshman team went on to play for the Tigers' 1967 ACC Championship team that posted a 29-9 record and a #7 final national ranking. The highlight of that 1966 freshman season was a pair of victories over Georgia Tech, including a 7-0 victory to close the season.

Bagley, who was the head football coach at nearby Pendleton High School, now works every Tiger home game serving as the official scorer, a duty that was held by long-time friend and colleague Bob Bradley.

Bennett, George

Congratulations to George Bennett on a truly meaningful career as Clemson's executive director of IPTAY. The 1954 Clemson graduate, who was the school's head cheerleader as a senior, served in that capacity in two different eras. He succeeded Gene Willimon in 1971 and served as executive director until 1979.

IPTAY broke all kinds of fundraising records during that time and was regarded as the leader in the industry. When current Clemson Athletic Director Dr. Terry Don Phillips became a fundraiser at Arkansas during that era, Bennett was the person he sought out to learn his new trade.

Bennett left Clemson in 1980 to supervise Vanderbilt's athletic fundraising efforts, then became Furman's athletic director, a position he held during its national championship football season of 1988. After a return to Nashville as a successful fundraiser for a hospital, he returned to Clemson for his second near decade of service in 1993.

Bennett was inducted into the Clemson Athletic Hall of Fame in 1989. He is the only person we know of who left Clemson, was inducted into the Hall of Fame, then returned to Clemson. In the summer of 2004, he was recognized by NACDA for his years of service to college athletics and the fundraising industry.

We have not thrown George totally out of the building. He is still involved in Clemson athletics, especially when it comes to Hall of Fame induction ceremonies.

Bradley Award

For the sixth-straight year, the Tiger MVP of the Clemson-South Carolina series will receive the Bob Bradley Award. The award is given to the top player from Clemson over the four-game series between the two teams each year. South Carolina's top player is presented the Tom Price Award. The presentation is made after the final regular-season game between the two teams.

Both Bradley and Price had a tremendous positive influence on the baseball programs at Clemson and South Carolina as the school's sports information directors. Bradley passed away on October 30, 2000. He served as the Tigers' baseball SID for 45 years and still served as Clemson's official scorer for most of the 2000 season. He also was inducted in Clemson's prestigious Ring of Honor in 2005. Price continues to serve the Gamecock program in an emeritus capacity.

The 2005 Bob Bradley Award winner was outfielder Tyler Colvin. In four games against the Gamecocks, the sophomore from North Augusta, SC was 7-for-18 (.389) with a double, two homers, and four RBIs.

Bush, George

Not the current president, but the former president played baseball against Clemson. During the 1947 NCAA Tournament, the Tigers traveled to Yale for an Elite Eight game with the Bulldogs and first-baseman George Bush. Bush went 1-for-4 that day in leading Yale to a 7-3 victory, allowing Yale to advance to the College World Series (then only four teams). It ended Clemson's Southern Conference Championship season at 24-5. Years later when he came to Clemson to speak, Sports Information Director Bob Bradley presented Bush with a laminated and framed copy of the scorebook from that game.

Coaching Consistency

One element that a Clemson baseball player can depend on when he comes to Tigertown is consistency in coaching and winning. Clemson has had just two coaches since 1958, Bill Wilhelm and Jack Leggett. Wilhelm guided the Tigers for 36 consecutive years (1958-93), and Leggett, who had been the head coach at Western Carolina but an assistant under Wilhelm for the two years prior to his retirement, has been at Clemson for the past 12 years. That is 48 consecutive non-losing seasons for the Tiger program.

A look to the NCAA recordbook shows that Wilhelm ranks tied for 18th in overall victories in NCAA history with 1,161, but he is ninth among coaches who worked at just one school. Gene Stephenson, who is still active as the head coach at Wichita State, has 1,506 wins in his 28 years, all with the Shockers.

Conference

Clemson is a member of the Atlantic Coast Conference. The Tigers were charter members of the league, which started in the 1953-54 academic year. Prior to that year, Clemson was in the Southern Conference from 1921-53. Clemson was in the Southern Intercollegiate Athletic Association before then, and has been a charter member of every conference with which it has been affiliated.

Clemson has won the ACC regular-season title 20 times in 52 previous years, more than any other school. The Tigers have also won eight tourney titles, more than any other school, and been to the finals 20 times, also a league high. Overall, Clemson has been the declared ACC baseball champion 13 times, again more than any other school.

Competition in the ACC is taking a step up in 2006, as Boston College joins the league. In 2005, Miami (FL) and Virginia Tech were added as well. League members will still play 30 conference games in 2006, meaning each team will not play one other team during the regular season. The Tigers will not face North Carolina this season.

Graduation Rate

Nine of Clemson's 15 sports programs, including the baseball program, had a perfect 100-percent graduation rate according to the Graduation Success Rate (GSR) figures announced by the NCAA on December 19, 2005. Clemson ranked #7 in the nation among the 119 Division I-A institutions in percentage of programs with a perfect 100-percent score.

The GSR was created to more accurately reflect actual graduation rates by including transfer data in the calculation. Schools are not penalized for student-athletes who transfer to other schools before the end of their eligibility. Student-athletes who turn professional are also not counted against the institution. The study took into account scholarship student-athletes who entered institutions over a four-year period from 1995-98.

The Tiger programs that posted perfect 100-percent graduation rates were baseball, men's golf, men's soccer, women's soccer, women's swimming & diving, men's tennis, women's tennis, women's track & field, and women's volleyball. Every Clemson program that existed when the study began in 1995 had at least a 75-percent GSR.

Jack Leggett's baseball team had as good a spring semester of 2005 in the classroom as it had on the field. The top 15 Tigers on the field combined for a record average GPA of 3.01, and 20 members of the team were named to the academic honor roll, the second-highest total in the program's history. The list of 3.0 student-athletes on the 2005 team included five starting position players (Brad Chalk, Andy D'Alessio, Herman Demmink, Taylor Harbin, Stan



Jack Leggett still holds the Maine record for longest field goal with a 52-yarder in 1975.

Widmann) and two starting pitchers (Josh Cribb, Robert Rohrbaugh). Harbin was also an All-American on the field and was named to the Dean's List.

Groza Candidate

Clemson football placekicker Jad Dean was a finalist for the 2005 Lou Groza Award as a junior, and he will be a strong All-America candidate for the football team as a senior in 2006. Despite his level of success (school-record 24 field goals in 2005), there is someone on the Clemson campus who has made a longer field goal in a college game than Dean's career-best 49-yarder at South Carolina in 2005.

That person is Clemson Head Baseball Coach Jack Leggett. The Tiger mentor was a two-sport star at Maine between 1972-76. In addition to his duties as the starting shortstop on the baseball team, Leggett was also the placekicker on the Black Bear football team. Coincidentally, both Dean and Leggett currently wear #7 jerseys for their respective teams.

On November 8, 1975 in a game at Delaware, Leggett booted a 52-yarder, a kick that is still the Maine record 30 years later. That spring, Leggett led the Black Bear baseball team to the College World Series with a Northeast Regional Championship at Connecticut.

Maine finished fourth in Omaha that year with wins over Auburn and Washington State before being eliminated by Arizona State. One of the other teams in the College World Series that year was Clemson, so Bill Wilhelm got to see Leggett up close for the first time that year. Little did Leggett know that 16 years later he would be working at Clemson.

Guyon, Joe

Joe Guyon was a Native American that attended Carlisle Indian School (1912-13) and was a teammate of the great Jim Thorpe. Guyon also played two years on the gridiron under John Heisman at Georgia Tech and played on the 1917 National Championship team.

Guyon had the distinction of playing both professional football and baseball, and was named to the National Foundation Football Hall of Fame and the NFL Hall of Fame. An injury in baseball ended his playing career. From 1928-31, Guyon was Clemson's head baseball coach, where he had a 42-36-3 (.537) record in four seasons.



Joe Guyon, Clemson's baseball coach from 1928-31, was a Carlisle teammate of Jim Thorpe.

Heisman, John

The man whose name is most recognized with college football holds a unique distinction at Clemson. Many people know that he was the head football coach for four seasons at Clemson, as he posted a 19-3-1 record, still the best winning percentage in Clemson football history.

But he also served as the baseball coach at Clemson from 1901-03. Heisman, who was Clemson's second baseball coach, had a record of 28-6-1, good for an 81.4 winning percentage. It still holds today as the best winning percentage in Tiger history. Thus, Heisman has the winning-percentage record in both baseball and football at Clemson.

In late 1903, Georgia Tech, who had suffered a 73-0 loss to Heisman's gridders that same season, offered the young coach \$2,250 plus a percentage of the gate to coach football. Unfortunately for Clemson, he accepted.

Howard, Frank

Frank Howard is synonymous with Clemson football. But most people do not know that Howard was the baseball coach in 1943 and did quite well. He led the Tigers to a 12-3 record. The 80.0 winning percentage is one of the highest by any coach in Clemson baseball history.

The native of Barlow Bend, AL won 165 football games in 30 seasons at Clemson and was inducted into the College Football Hall of Fame in 1989. He served Clemson University for 65 years, including as the track coach from 1931-39 and as the athletic director from 1940-71, all the while being the school's best-known ambassador.

Howard died at the age of 86 on January 28, 1996. His ability to "bring the house down" when he spoke with his homespun oratory will forever be remembered by players, coaches, sportswriters, and fans alike.

Internet Site

Weekly releases, player bios, stats, and other items on Clemson baseball are available on the internet. Find us at ClemsonTigers.com, the official website of Clemson University athletics.

IPTAY

IPTAY stands for "I Pay Ten a Year," the original name with a meaning deriving from the minimum contribution of its donors when the organization began in 1934. It is the Clemson athletic department's scholarship fundraising organization. The organization raised over \$12 million and had approximately 22,000 members in 2004-05. The executive director of IPTAY is Bert Henderson.

A few years ago, IPTAY added two clubs to create an influx of youth into the organization. The Tiger Cub Club and Collegiate Club allow young and college-age Tigers to be a part of IPTAY. These two clubs are the largest of their kind in the country. Call (864) 656-2115 to reach the IPTAY office, located at the Northwest corner of Memorial Stadium.

Legend of Clemson Baseball

For 36 seasons (1958-93), Bill Wilhelm led the Tiger program to 1,161 wins, making him the fifth-winningest coach in the history of college baseball at the time of his retirement. But perhaps the most amazing stat of all is that Wilhelm never had a losing season.

Wilhelm's coaching career spanned nine United States Presidents, from Dwight Eisenhower to Bill Clinton. He coached 100 players that signed professional contracts, 20 All-Americans, and 88 First-Team All-ACC players.

Wilhelm also coached Clemson teams to six College World Series appearances and 11 ACC titles. No other ACC baseball coach has more than four ACC titles. He still comes to most of the games, unless he has a golf match he thinks he can win.

Believe us, there is nothing like watching a baseball game with Wilhelm. It is like going to Fenway Park or Wrigley Field. You have to do it at least once in your life. For more on the career of the legendary coach, see page 141.



Littlefield, Dave

Dave Littlefield, one of the rising young stars on the roster of general managers in the Major Leagues, has strong ties to Clemson. The current general manager of the Pittsburgh Pirates served as an assistant coach under Bill Wilhelm at Clemson from 1986-88.

It is not a coincidence that Clemson's current streak (19) of consecutive NCAA Tournament appearances began during his tenure as a Tiger assistant coach. In his first year (1986), the Tigers finished 42-21, but did not reach the tournament. Then in 1987, Clemson won 50 games (54-14-1) for the first time in school history and finished with a top-10 national ranking, its highest since 1980. The following year, the Tigers again won 54 games and reached the NCAA Tournament.

A tireless recruiter, Littlefield recruits contributed to Clemson's third-straight 50-win season in 1989, and to the school-record 60-win season in 1991.

Littlefield left Clemson after the 1988 season, and became an area scout and then East Coast Scouting Supervisor with the Detroit Tigers. He joined the Montreal Expo organization as the National Crosschecker and worked for that organization in various scouting capacities for seven years. In November of 1998, he began a three-year tenure with the Florida Marlins as an assistant general manager. He was hired as the Pittsburgh Pirates' 11th general manager in history on July 13, 2001.

Like Head Coach Jack Leggett, Littlefield has New England roots and college football in his background. He grew up in Portland, ME and attended Massachusetts after a professional baseball career. He played college football for the Minutemen as a linebacker in 1981.

Orange & White

Publication founded by former Clemson Assistant Sports Information Director Al Adams that is in its 28th academic year of issue. Adams is no longer with the paper, but you may soon see him on one of those insurance commercials, because he is the State Farm man of Forest City, NC.

The publication is going strong under Publisher Phil Batson. To contact Batson, call (864) 260-1230. It is now the official publication of IPTAY, replacing the **IPTAY Report**, which dated back to 1952.

Phillips, Jim

Clemson lost a true legend when Jim Phillips passed away on September 9, 2003. The "Voice of the Tigers" provided commentary on Clemson sporting events for 36 years. He died suddenly (he had planned a golf outing with former Clemson football and baseball player Ray Williams just 14 hours prior to his passing) of an aneurysm of the aorta just two days after he had provided the play-by-play of the Clemson-Furman football game the previous Saturday afternoon. It was an ironic final game for Phillips, who lived in Greenville, SC, the home of the Paladins.


The dean of all broadcasters in the ACC, Phillips came to Clemson in 1968 when he was hired by Frank Howard, and broadcast his first Tiger football game on September 21, 1968, a 20-20 tie between Clemson and Wake Forest. The Clemson-Georgia game of August 30, 2003 was his 400th Tiger football broadcast.

At 69, he was the only ACC play-by-play announcer to broadcast his school's football, men's basketball, women's basketball, and baseball games. Over his career, he broadcast over 2,000 Clemson sporting events.

Phillips broadcast his 1,000th Clemson men's basketball game at the 2002 ACC Tournament in Charlotte, and he missed just one broadcast of a Tiger men's basketball game in Littlejohn Coliseum, a time period that dates to November of 1968.

Phillips was one of the most honored broadcasters in his field. He was a five-time recipient of the South Carolina Broadcaster-of-the-Year award. In 1992, he was presented the Master Broadcaster Award by the South Carolina Association of Broadcasters, the highest honor presented by that organization.

The native of Ohio was inducted into the Clemson Athletic Hall of Fame in 1992. In 1998, he received the Skeeter Francis Award from the ACC Sports Media Association for his contributions to the league's athletics, the first



Dave Littlefield, the current general manager of the Pittsburgh Pirates, coached at Clemson under Bill Wilhelm from 1986-88.

radio personality to receive the award. Francis, who was one of Phillips' close friends, passed away in July of 2004.

In addition to his duties at Clemson, Phillips was the sports director at **WYFF** (television) from 1968-80 and the sports director at **WFBC** (radio) in Greenville for 25 years. He was also the "Voice of the Greenville Braves" (1984-90).

Polls

Clemson is certainly no stranger to college baseball polls. In fact, it is a rare occurrence when Clemson does not show up in at least one of the three polls. Clemson had a streak of 146 weeks of being ranked in one of the major polls, a streak that ran from 1991-99. Clemson was 407-138 (.747) over that span that lasted over eight years.

Clemson was back in the rankings in 2000, appearing in the top 25 of all three polls every week. Clemson was a unanimous top-10 team from March 13 through the final poll. Clemson continued the streak in 2001, making the ranking in every poll throughout the season.

It was a third-straight year in every poll in 2002. In fact, Clemson was in the top seven in every poll during every week of 2002. Clemson was ranked #1 in all three polls from April 1 through May 19, a run of seven straight polls. Clemson had a streak of 82 consecutive weeks with a ranking in at least one of the three polls snapped with the publication of the final polls in June of 2003.

Clemson was first ranked #1 in the nation (in any poll) in 1977. The Tigers were tied for first in the nation with Hawaii on April 29, 1977 in the **Collegiate Baseball** poll. Clemson has been ranked #1 in the nation at least once during the 1994, 1995, 2000, and 2002 seasons.

Raleigh, NC

This ACC city has been the site of two of Clemson's most bizarre victories and one of the best individual performances in history. On April 7, 1979, Clemson scored 18 runs in the top of the ninth inning and defeated the Wolfpack by a score of 41-9. The 41 runs remains the most runs scored by one team in a game in ACC history.

Tiger Hall of Famer Neil Simons led the attack with three home runs and a school-record-tying 10 RBIs. He hit a grand slam during the 18-run ninth-inning. Robert Bonnette and Tony Masone each had five hits to pace the 27-hit attack. Every Tiger in the batting order had at least one hit, one run scored, and one RBI. In fact, eight different players tallied at least three runs and seven had at least three RBIs.

Sixteen years and one week later (April 14, 1995), Clemson scored 11 runs in the top of the ninth inning and went on to a 17-15 victory in extra innings in Raleigh. It is

the greatest deficit overcome to gain victory in Clemson history. Clemson trailed 15-4 entering the top of the ninth inning, then scored the 11 runs to tie the score, even after the leadoff batter in the inning was retired. Clemson then scored twice in the 10th inning to gain victory. Future Major Leaguers Shane Monahan (three-run homer) and Matthew LeCroy (four RBIs) provided the big hits in the ninth frame. Another future Major Leaguer, Scott Winchester, earned the win in relief.

Then 10 years and nine days later (April 23, 2005), freshman second-baseman Taylor Harbin had one of the best games by a Tiger in history. Against the Wolfpack in Raleigh, he went 5-for-5 with three home runs, eight RBIs, and five runs scored to lead the Tigers to a 16-9 victory. The three home runs came on consecutive pitches over three at-bats as well. Harbin became the fifth Tiger to hit three homers in an ACC game. Three of those five occurrences have taken place at N.C. State's Doak Field.

Harbin added a triple and single, and only lacked a double for the cycle. Ironically, he led the ACC in doubles in 2005. The three home runs tied a school record held by many, while his 16 total bases broke the Clemson record of 15 that was first set by Dick Hendley in 1951.

Regional Hosts

The 2005 season marked the 10th time in history that Clemson played host to an NCAA Regional at Doug Kingsmore Stadium. Clemson has a 30-7 record in NCAA Tournament games played at home, including 25 wins in the last 28 games. One of the losses during that span came to Southern California, who defeated the Tigers 8-5 on May 23, 1998. That Trojan team went on to win the national title.

Clemson first played host to an NCAA Regional in 1980. The Tigers swept through three games that year, including a 17-12 win over rival South Carolina that clinched Clemson's trip to Omaha.

Clemson has celebrated a trip to Omaha by winning a regional on its home field five times in history, including each of the last four times Clemson has advanced to the College World Series.

Clemson has played host to a regional in eight of the 12 years Jack Leggett has been the head coach. The Tigers have a 27-5 NCAA Tournament record at home under Leggett. The 1994 and 1998 seasons are the only years Clemson failed to advance from a regional played at home under Leggett.

Clemson did play an NCAA Tournament "play-in" game in 1954, but the official NCAA recordbook does not consider that to be an NCAA Tournament game. That year, Clemson lost to Virginia Tech 11-10 in a game at Clemson, then traveled to Blacksburg two days later and lost 7-1.

Clemson Regionals Since 1994

Year	Teams	NCAA Tourney	W-L	Attendance
1994	6	Regional	2-2	20,708
1995	6	Regional	4-0	25,600
1996	6	Regional	4-0	20,797
1998	6	Regional	1-2	19,022
2000	4	Regional	3-0	15,770
	2	Super Regional	2-0	12,700
2001	4	Regional	3-0	16,256
2002	4	Regional	3-0	18,435
	2	Super Regional	2-1	15,953
2005	4	Regional	3-0	21,485

Riggs Field

Perhaps one of the first big "stepping stones" in helping make Clemson successful in baseball and other areas of athletics today was the construction of Riggs Field.

It was the first major facility on the campus dedicated to intercollegiate athletics. Prior to Riggs Field, Clemson's teams played on Bowman Field in front of Tillman Hall. This field was used as the parade grounds for the corp of cadets, and served as the home of the football, track, baseball, and even the basketball team (one could imagine the overuse of this field).

Riggs Field gave the football team a place to play and practice on its adjacent fields. The baseball field was constructed where the tennis courts are now, and the track encircled the football field.

Construction of Riggs Field started in the early summer of 1914. Approximately \$10,000 was appropriated for the construction of the facility that covered almost nine acres. Before its completion, the Clemson Board of Trustees unanimously agreed to name the new athletic complex Riggs Field in honor of Clemson's first football coach and originator of the Clemson Athletic Association, Dr. Walter M. Riggs.

Riggs was the first football coach at Clemson in 1896. He stepped down as head coach in 1897 to devote full time to academics, as he was an engineering professor. He also coached the team in 1899, because the athletic association was low on funds. However in 1900, the search for a new coach must have been serious, as Riggs hired John Heisman to coach the Tigers.

Riggs Field was dedicated in grand fashion on October 6, 1915. The band, corp of cadets, along with faculty and alumni marched from Tillman Hall to the new field. According to **The Tiger**, the group formed a "C" formation on the field, and poured forth a thrilling volume of patriotic Tiger yells and songs. Professor J.V. Gantt, president of the athletic association, introduced Dr. Riggs as "the man who has done more for the athletics at Clemson and probably more for southern athletics than any other man."

Throwback Player

Clemson might be the only team in the nation with all eight of its position starters in the field returning from a 2005 NCAA Tournament team. But, the Tigers did suffer a big loss when Kris Harvey decided to forego his senior year after being taken in the second round of the draft.

Harvey was outstanding on the mound and at the plate for the Tigers last year, as he led the team in home runs (25) and posted five wins on the mound. Four times in 2005, Harvey hit a home run at the plate and won the game on the mound in the same game. He is the first Tiger in history to do that four times in a single season, breaking the record of three single-season occurrences established by Damon Vincent in both 1961 and 1962.

Hitting a home run and gaining the pitching victory in the same game is unusual since college baseball adopted the designated hitter rule in 1974. Between 1974-05, a Tiger hit a home run and was the winning pitcher in the same game just five times. Then, Harvey did it four times in one year.

Twice in 2005, Harvey hit two home runs in a game he also won as Clemson's starting pitcher. He accomplished that on March 19 against #9 North Carolina and April 15 against Virginia. Harvey is the only player in Tiger history to hit two home runs and earn the win in the same game.

Obviously, prior to the adoption of the DH rule, hitting a home run and earning the victory was a more frequent

occurrence. It took place 11 times in the 1960s, including six times by the aforementioned Vincent. He accomplished the feat three times in an 18-day period in 1961, and three times in a 22-day period in 1962.

Homer/Victory Games By a Tiger

Player	Date	Opponent	HR	IP-ER-BB-SO
Greg Guin	4-22-81	Georgia Tech	1	4.0-1-1-2
Jimmy Key	2-27-82	Valdosta State	1	4.0-3-1-2
Chuck Baldwin	5-5-86	South Carolina	1	5.0-0-1-3
Jarrold Schmidt	4-9-00	N.C. State	1	5.1-2-3-4
Jarrold Schmidt	4-21-01	Georgia Tech	1	9.0-1-1-4
Kris Harvey	2-27-05	UC Irvine	1	5.2-2-1-7
Kris Harvey	3-19-05	North Carolina	2	7.0-0-5-5
Kris Harvey	4-8-05	Duke	1	7.0-2-1-9
Kris Harvey	4-15-05	Virginia	2	6.0-3-3-3

Note: The above list include all Tigers who have hit a home run and earned a pitching victory in a single game since the DH rule came into effect in 1974.

Uniform Uniqueness

Under legendary Head Coach Bill Wilhelm and up to today, Clemson has had a uniform uniqueness. The first aspect of the uniform stressed by Wilhelm was the word itself (uniform), which means "the same." Wilhelm wanted all his players to look consistent and not have different pant lengths, different colored undershirts, etc. So he, with the help of some ideas from players and coaches, came up with aspects of uniforms that have stuck.

Wilhelm came up with the idea of wearing white shoes from Joe Lutz, who was the coach at Southern Illinois in the 1960s. Lutz was also the first to have female bat girls. Wilhelm liked those ideas, and the two have been with the Tiger baseball program ever since.

But perhaps the most synonymous part of Tiger baseball is the long pants. Clemson was one of the first schools to wear non-wool uniforms. The Tigers wore nylon uniforms starting in 1968. This and having the long pants was done from the advice of a former Major Leaguer's (Rick Rickardt's) father, who was a doctor. Wilhelm read an article by Dr. Rickardt saying how there was so much pressure being put around the upper portion of the lower leg due to wrapping rubber bands to keep players' socks from falling and having the elastic around the bottom of the pant legs.

A few years later, Bill Foley, a catcher at Clemson in the mid-1970s, had just returned from a tournament in Japan. He had received a pair of long pants from Rawlings and wore them to practice one day before the 1976 season. Foley liked the nylon stretched pants and Wilhelm followed suit. Wilhelm liked how the pants did not have a zipper and how they were custom-made. He also liked that players



Leftlander Jimmy Key was a two-time World Series champion, including the 1992 season with the Toronto Blue Jays.

could wear low socks, and how that saved time and money from using the customary sanitary socks. Wilhelm decided to experiment with the long pants in the 1976 and 1977 seasons, and changed over to them permanently in 1978.

Since then, Clemson has had a tradition of wearing white pants for all games, home and away, much to the chagrin of equipment managers.

World Series Champions & All-Stars

Clemson has had four different former players win Major League World Series Championship rings. The first to do it was Flint Rhem, who was a member of the Saint Louis Cardinals, champions of 1926 and 1931. Rhem was a pitcher who had a 20-7 record during the 1926 season, the most wins by a National League pitcher that year.

Tim Teufel was a member of the New York Mets in the 1986 season, the year they defeated the Boston Red Sox to win the World Series Championship. He hit .247 in 93 games for the Mets that year. Teufel played over 1,000 games in his Major League career.

Mark Davidson gave the Tigers a World Series Champion two years in a row when he played on the Minnesota team that won it all in 1987. Davidson played in 102 games and hit .267 that season, his second year in the Majors.

Jimmy Key has had the most impressive World Series career of all the former Tigers. He played on the 1992 Blue Jay and the 1996 Yankee teams that won the World Series. He holds the distinction of being the only player in baseball to gain the clinching victory in two different World Series in the 1990s. He was 2-0 in the 1992 World Series, winning games four and six, the latter in relief. He was 3-1 with a 2.50 ERA during his World Series career.

Clemson has had two former players participate in the Major League All-Star game. Billy O'Dell, a star pitcher for Clemson in the 1950s, is the only former Tiger to earn MVP honors in the All-Star game. He earned the victory and pitched 3.0 scoreless innings in the 1958 game in Baltimore, MD. He was a member of the Orioles at the time, so that was quite a special afternoon. O'Dell also played in the 1959 All-Star game.


Key is the other former Tiger to play in an All-Star game. He was chosen four different seasons, including 1985, his rookie year. He was also chosen in 1991, 1993, and 1994. He is second to Michael Dean Perry in Clemson athletic history in terms of All-Star game selections at the professional level. Perry played in six Pro Bowls in his career as an NFL football player.



Now the home of Clemson soccer, Riggs Field was the Tigers' baseball field from 1915-69.



Head Coach Jack Leggett



Jack Leggett is no stranger to success. In 12 seasons, he has led Clemson to 555 wins (more than 46 per season), 12 NCAA Tournament appearances, and four College World Series berths. Clemson is the sixth-winningest program in college baseball

during his time as head coach.

The enthusiastic mentor, who turns 52 on March 5 when Clemson plays host to South Carolina, has not built up that win total against easy competition. Of his 555 victories, 147 (26.5 percent) have come against teams ranked in the top 25 of at least one of the three major polls heading into the game. He also has 81 victories over top-10 teams and 43 wins in NCAA Tournament competition.

The South Burlington, VT native has been with the Clemson program since the 1992 season. He served as recruiting coordinator and assistant head coach under Bill Wilhelm in 1992 and 1993. He was a major contributor to a pair of Clemson teams that were ranked in the final top 20 of every poll and advanced to two NCAA Regionals. The Tigers also won the ACC Tournament title in 1993.

The word "championship" is also in the lexicon of terms when summarizing Leggett's first 12 years as the head coach in Tigertown. In 1994, Clemson won the ACC regular-season championship and went on to win the tournament title as well. In 1995, the Tigers repeated as regular-season conference champions and won the NCAA East Regional title. The 1996 season brought Clemson another NCAA Regional title and a second consecutive berth to the College World Series. In 1999, Clemson won four games in two days to capture the Fayetteville (AR) Regional.

The Tigers also won regional championships in 2000, 2001, 2002, and 2005. Leggett guided Clemson to the College World Series in 2000 and 2002 as well.

Clemson has won at least 39 games for 20 straight seasons and has participated in an NCAA Regional for 19 years in a row. Also, five of the 12 seasons have seen the Tigers finish in the top 10 of

all three major polls, and there has been at least one top-25 final ranking in 10 of the 12 seasons under Leggett.

For his accomplishments, Leggett was named ACC Coach-of-the-Year in his first two seasons (1994,95). He is just one of a few coaches in the history of the ACC, regardless of sport, to be named ACC Coach-of-the-Year in each of his first two seasons in the league.

Leggett's demeanor is one of aggressiveness and passion for the game. One can see Leggett sprinting to the third-base coaching box between innings and charging into the pregame huddle to get his players fired up. Leggett expects the same intensity and has gotten that out of his players.

Leggett's Tigers have shown excellence in all areas of the game over his 12 seasons. His first year as Clemson's head coach was truly remarkable. The 1994 campaign was filled with unprecedented accomplishments. With just three starters returning in the field, Clemson was unranked in the preseason top 20, but the Tigers quickly reached the top 20 of every poll with a two-game sweep of #9 Tennessee. Those were the first two of 19 wins over top-25 teams in 1994, a Clemson single-season record that the 2002 and 2005 teams tied.

The 1994 Tigers won a record 13 straight conference games to open the season and concluded the year with a 20-4 ACC ledger, a league record at the time for conference wins in a season. That was quite an accomplishment considering the ACC had the #1 RPI ranking in college baseball that season. Clemson also had a 57-18 overall record thanks to an outstanding pitching staff that ranked in the top 25 in the nation in ERA.

After two wins over Miami (FL) in April of 1994, Clemson ascended to the #1 ranking in the nation according to **Collegiate Baseball**. The ranking was just the second #1 ranking in Tiger baseball history. Seven times in 1994, Clemson defeated a team ranked in the top three in the nation.

Leggett's Tigers won the 1994 ACC regular-season title, then captured the ACC Tourney title by gaining wins in four games against top-20 teams. It was just the fifth time in school history that the Tigers captured the regular-season and ACC Tourney titles in one year. As a result, Clemson was rewarded as a regional host for the first time in 14 years.

Clemson was eliminated in the NCAA Regional, but still concluded the 1994 season as the

The Leggett File

Full Name: Jackson Scott Leggett

Born: March 5, 1954 in Bangor, ME

Education: Bachelor's degree in physical education and minor in history at Maine (1976); master's degree in teacher education at Vermont (1980)

Playing Experience: Four-year letterman (baseball) at Maine (1973-76); three-year letterman (football) at Maine (1974-76)

Coaching Experience: Head coach at Vermont (1978-82); head coach at Western Carolina (1983-91); assistant head coach at Clemson (1992,93); head coach at Clemson (1994-05)

Family: Son, Tanner (22), and daughter, Colby (20); Wife, Karen; Karen has three daughters, Kyla (24), Kristen (23), and Kacie (21), and a son, Kenny (17)

nation's winningest team. The Tigers' 57 victories ranked second in ACC history. All of this against a schedule ranked in the nation's top five. The summer following the 1994 season, Leggett was chosen to the University of Maine Hall of Fame.

In 1995, his Tigers had a 54-14 record, due in part to an offense that ranked in the top 10 in the nation in scoring (8.4 runs per game). The team also had six players who would go on to play in the Major Leagues. In 1996, the season ended with the Tiger pitching staff owning the best ERA (3.03) in the nation. With a record of 51-17, Clemson was fourth in the nation in wins.

The 1996 team also produced eight Major League draft picks, including seven in the first 17 rounds. Included in those selections were pitchers Kris Benson, the first overall pick, and Billy Koch, the fourth overall pick. It was only the second time in the history of the draft, which dates back to 1965, that one school produced two of the first five picks.

In 1998, Clemson reached as high as #3 in the nation and finished the season as high as #19. Leggett also reached the 600-career-win plateau during the 1998 season. Ironically, he earned his 600th win against his alma mater (Maine).

In 1999, Clemson was 6-6 against top-10 teams, even though just one of the 12 games was played at Doug Kingsmore Stadium.

In 2000, the Tigers traveled back to Omaha for the first time in four seasons. Clemson went 1-2 at the College World Series after sweeping its way through the regional and super regional rounds, which were both played at Doug Kingsmore Stadium.



Jack Leggett and wife Karen



Colby (20), Kristen (23), Kacie (21), Kenny (17), Kyla (24), and Tanner (22)

Head Coach Jack Leggett

The Tigers climbed to the #1 ranking by **Collegiate Baseball** after opening the season 23-3. Clemson ended the season with a 51-18 overall record and finished second in the ACC behind Georgia Tech. Clemson claimed 14 wins over top-25 teams, 11 of which were against teams ranked in the top 10.

The 2001 season saw Leggett and his team triumph over adversity. The Tigers suffered a five-game losing streak, and the unexpected loss of seniors Patrick Boyd and Mike Proto to injury. But Clemson finished second in the ACC and was a step away from Omaha before being eliminated by eventual National Champion Miami (FL).

The 2002 season saw Leggett receive region coach-of-the-year honors by ABCA, as the Tigers were 54-17 and finished tied for third in the nation in Omaha. That team also featured eight draft picks, including unanimous National Player-of-the-Year Khalil Greene. Greene set the national career record for doubles (95) and was second in hits (403).

In 2003, Clemson continued to win close games, as the Tigers were 15-5 in games decided by two runs or less. Michael Johnson went from undrafted out of high school to a second-round pick, as he finished his career with 58 homers, ranking second in Tiger history. All four starting infielders also earned First or Second-Team All-ACC honors.

The 2004 campaign was one of adversity overcome, as Clemson started 9-10, but went 18-4 in its next 22 games. The team played in the Athens (GA) Regional and overcame a seven-run deficit to host Georgia to stay alive. But the Bulldogs rallied in the regional title game to claim the crown. Leggett earned his 500th win at Clemson during the season and coached a record nine Tigers who were selected in the 2004 draft.

The 2005 Tigers played one of their toughest schedules in history, which included 42 of their 66 games against teams that played in the NCAA Tournament. Clemson still managed to come within one win of a trip to the College World Series, falling in three games at Baylor in the Waco Super Regional. Clemson was 19-9 against top-25 ranked teams and won a school-record 21 ACC regular-season games, finishing in second place in the league standings. The Tigers were also one of the nation's hottest teams late in the season, as they were an ACC-best 22-6 during the second half of the regular season.

Heading into 2006, Leggett has 932 career wins. He also has a stellar 66-42 record against SEC teams as the Tiger head coach, including a 39-14 record at Doug Kingsmore Stadium. He has lost just four of 49 home ACC series while at Clemson as well. Leggett has been proving his expertise in recruiting for many years. But he also has experience in terms of teaching the finer points and game management.

Prior to his move to Clemson, Leggett served as a head coach for 14 years, including five at Vermont and nine at Western Carolina. He already had 377 career wins, 302 at Western Carolina and 75 at Vermont, before he came to Clemson. Leggett enters the 2006 season with a career record of 932-



Jack Leggett has taken Clemson to the NCAA Tournament in all 12 seasons (1994-05) as the Tigers' head coach.

533, six conference titles, and 17 NCAA Tournament appearances on his resumé. So far, 62 of the players Leggett has brought to Tigertown have signed professional baseball contracts.

Leggett led Western Carolina to five NCAA Tournaments (1985-89), five Southern Conference titles, and a national top-30 ranking during his tenure as head coach. His 1988 team set the school record for wins, posting a 38-24 record, while the 1989 squad set a conference record by winning its fifth-consecutive Southern Conference title. Under his guidance, the Catamounts averaged 33 wins a season during his time in Cullowhee, NC, and his teams played in the conference title game in eight of the nine seasons.

The 1991 Catamounts posted a 36-26 record. One of the 36 victories came in a 9-7 win over Clemson on March 31, one of just 10 losses the #4 Tigers had that season. Leggett was named the 1987 Division I Atlantic Region Coach-of-the-Year by the American Baseball Coaches Association and was also named the Southern Conference Coach-of-the-Year that same season. In 1989, he was appointed to the NCAA Division I Baseball Committee and served on the committee through the 1995 season.

In his tenure at Western Carolina, Leggett produced 35 First-Team All-Southern Conference players, six conference players-of-the-year, and had 16 players sign professional contracts. Of the players who played under Leggett for four seasons, 100 percent graduated, and better than 50 percent compiled a 3.0-or-better grade point average. He was also inducted into the Western Carolina Athletic Hall of Fame in 2001.

Before going to Western Carolina for the 1983 season, Leggett spent five seasons at Vermont, where he turned that team into a consistent winner from day one. He coached the Vermont club team in 1977, and then organized and coached the school's first intercollegiate team in 1978. At age 23, he was the youngest NCAA baseball coach in the nation. He had a winning season in his first year and had a 75-61 overall record at Vermont.

Leggett graduated with honors from Maine in 1976, where he was an all-star performer in both football and baseball. He captained the 1976 Maine team that advanced to the College World Series, and was a two-time All-Yankee Conference selection in football as a defensive back and placekicker. He still holds the Maine record for the longest field goal, a 52-yarder.

Leggett's Coaching Record

Pre-Clemson Head Coaching Record

Year	School	W-L	Pct.
1978	Vermont	11-9	.550
1979	Vermont	12-11	.522
1980	Vermont	12-16	.429
1981	Vermont	22-15	.595
1982	Vermont	18-10	.643
1983	Western Carolina	25-20	.556
1984	Western Carolina	37-20	.649
1985*	Western Carolina	37-35	.514
1986*	Western Carolina	33-28	.541
1987*	Western Carolina	36-20	.643
1988*	Western Carolina	38-24	.613
1989*	Western Carolina	23-31	.426
1990	Western Carolina	37-25	.597
1991	Western Carolina	36-26	.581

* - Southern Conference Champion

Clemson Head Coaching Record

Year	Overall	ACC	Finish	NCAA
1994^	57-18	20-4	1st	Regional
1995	54-14	20-4	1st	CWS
1996	51-17	17-7	2nd	CWS
1997	41-23	13-10	4th	Regional
1998	43-16	14-9	T-2nd	Regional
1999	42-27	13-10	3rd	Super Regional
2000	51-18	17-7	2nd	CWS
2001	41-22	17-7	2nd	Super Regional
2002	54-17	16-8	4th	CWS
2003	39-22	15-9	T-3rd	Regional
2004	39-26	14-10	T-4th	Regional
2005	43-23	21-9	2nd	Super Regional

^ - ACC Champion

Head Coaching Record By School

School	Seasons	Years	W-L	Pct.
Vermont	5	1978-82	75-61	.551
Western Carolina	9	1983-91	302-229	.569
Clemson	12	1994-05	555-243	.695
Totals	26	1978-91,94-05	932-533	.636

Leggett vs. ACC as Clemson Head Coach

Team	Overall	Home	Away	Neutral
Duke	28-10	15-3	12-6	1-1
Florida State	19-30	11-7	4-14	4-9
Georgia Tech	24-20	13-4	6-12	5-4
Maryland	34-4	18-0	13-4	3-0
Miami (FL)	4-0	3-0	0-0	1-0
North Carolina	28-14	13-5	12-6	3-3
N.C. State	28-14	13-4	8-10	7-0
Virginia	29-13	15-3	12-6	2-4
Virginia Tech	2-1	0-0	2-1	0-0
Wake Forest	29-11	14-4	13-5	2-2
Totals	225-117	115-30	82-64	28-23

Note: Includes records vs. teams as ACC members.

Leggett vs. SEC as Clemson Head Coach

Team	Overall	Home	Away	Neutral
Alabama	2-0	1-0	0-0	1-0
Arkansas	3-1	2-1	1-0	0-0
Auburn	7-8	4-3	2-5	1-0
Georgia	16-11	10-1	6-10	0-0
Kentucky	3-0	3-0	0-0	0-0
Mississippi State	2-0	2-0	0-0	0-0
South Carolina	24-19	11-9	13-8	0-2
Tennessee	9-3	6-0	3-2	0-1
Totals	66-42	39-14	25-25	2-3

Leggett has two children, son Tanner (22) and daughter Colby (20). Tanner is a red-shirt junior infielder on the 2006 Clemson baseball squad, while Colby is a sophomore student at Ohio State. Jack and Karen were married on August 6, 2005. Karen has four children, including three daughters, Kyla (24), Kristen (23), and Kacie (21), and a son, Kenny (17).



Jack Leggett Comments

Coaching Influences

"Obviously, I admire Bill Wilhelm. He has taught me so much. I will never forget him for giving me this opportunity.

"I had some great coaches at Maine. Jack Butterfield was a tremendous coach, and also John Winkin. Walter Abbot was my football coach at Maine, and he taught me a lot about mental toughness. Jack Bicknell was also a football coach who influenced me.

"Paul Jordan was my football coach in high school. He taught me what it takes to be a winner, and taught me about the benefits of self-sacrifice, how to be organized, and how to prepare for a game. Vermont's former athletic director (Rick Farnham) is also a coach whom I've drawn a lot from."

Doug Kingsmore Stadium

"Doug Kingsmore Stadium is one of the top baseball facilities in the country. I am certainly prejudiced, but I think we have the finest facility in the nation when one takes into account the players, the fans, the media, and the support personnel.

"We have some unique features in our ballpark, with the terrace and the close proximity of the fans to the field. But the greatest feature is the fan support. We have ranked in the top 20 in the country in average attendance each of the last 12 years. Our fans make it an exciting atmosphere for our players. We have a season-ticket base of 2,000 fans, so there is strong support for the program in the community."

Goals for the Program

"We strive to go to Omaha every year...that is our standard. We put 'Omaha' on the back of our caps, because I want our players to know every day at practice and for every game what we are striving for. We end all our team huddles before games by saying 'Omaha.'

"Our daily goals are to play at a national championship level. We strive to exhibit the discipline necessary in everything we do, both on and off the field, to win the national championship. We talk about it...we don't hide that."

Heroes

"Roberto Clemente was my favorite player of all-time. I respected the way he played. He played so hard all the time. I watched him play in person, and I thought he was everything you wanted in a baseball player.

"My biggest heroes are my parents. My father was a coach for almost 40 years. I learned a lot just being around his teams. My mother was always so supportive and was at all the games. She has also been like a coach in my life. Any positive things I do I owe to them."

Philosophies of Baseball

"I like to play a very aggressive game offensively and defensively. You have to take the action to the opposition and force the other team into mistakes. I like to hit-and-run, bunt, squeeze, steal bases, and be aggressive on the basepaths. I am

not a coach who likes to sit back for the big inning. This year's team will have to succeed in the fundamentals. We will have to situation-hit and move runners along, more than we have done in recent years when we set the school record for home runs.

"Consistency on defense is very important. It all begins on the mound. You can tell in our recruiting that this is an area we stress, because that is what carries teams to the NCAA Tournament."

Playing Experiences

"I enjoyed my college baseball experience at Maine. I was fortunate to play in the College World Series in 1976. It was a memorable time. Clemson was also at that College World Series. I can tell you who we played, what the score was, players on the other teams, what I did in each at-bat, the player introductions, what hotel we stayed in, and the plane we took to get there.

"Having been there as a player and seen what a great experience it was, it motivates me to make that happen for our players.

"The college game has changed considerably in terms of exposure, and the emphasis it receives at the local and national level. Players are better, and as a result the professional ranks look to the college players much more than they used to. The pros are drafting more college players than they did when I was in college and becoming more comfortable signing a player from college compared to high school, because of the overall maturity factor."

Rewards of Being Clemson's Head Coach

"The most rewarding aspect of this job is being around the players. I am always thinking about ways to make their game better, but also try to make their lives better off the field. I am concerned in everything they do, from on the field, to academics, to social life. I try to do what I can in all areas of their lives to help them make the right decisions. That is what college coaching is all about. I am a teacher. I am aware that the lessons they learn here will be carried with

them the rest of their lives.

"Second, every day I work with a great coaching staff. It is rewarding to have such a strong staff that is dedicated to excelling in this profession. We have common goals and we mesh very well. We trust each other and that is important.

"Third, it is rewarding to have a university administration and fans that support this program. When we run a regional, and we see university administrators, secretaries, and other employees from all over campus contribute their time and energy, it is very rewarding. I never take that for granted.

"Fourth is the challenge that you have in your job, the challenge to make your players better in all phases of their lives. That includes maturing as a player, mentally and physically. It is rewarding to see your players grow and improve to the point where they have a chance to play professionally. Obviously, seeing Kris Benson become the #1 pick in the entire Major League draft was a rewarding experience.

"We have had a lot of players come here out of high school who were not drafted and leave as a drafted player with a chance to play in the Major Leagues. Watching Khalil Greene improve to the point where he was the unanimous national player-of-the-year was very rewarding.

"You make a commitment as a coach during the recruiting process to a student-athlete that you will help him improve in all phases of his experience while at Clemson University. It is very rewarding to see our players grow academically, socially, and on the field."

Selling Points of the Clemson Program

"First of all, we have a great tradition at Clemson. If a young man wants to get involved in a program that strives to go to Omaha and has a goal of winning the national championship, this is the place to be. That has been the case here for many years. We have been to the College World Series four of the last 11 years and 10 different times overall. It is a program that has not had a losing season since 1957 and has been to the NCAA Tournament every year since 1987.

"In every good program, there is a strong tradition. We are fortunate that Bill Wilhelm set that tradition for us. He coached here 36 years and never had a losing season. I don't see many coaches duplicating that feat in college baseball.

"I was a history minor in college at Maine, so I know how important that aspect is to a program. He brought it great stability. Every day I appreciate what he did for me and what he did for this baseball program.

"We saw the impact of that tradition in the fall of 2003 when we had a reunion of former Clemson baseball players. It was one of the most rewarding weekends of my professional career. We had former players from seven different decades return to Clemson for an alumni game. We had former Major League players and walk-ons who all had a common bond for this program. It is one of the strengths of this program and this university.

"Second, we have the facilities and the administrative backing to compete for the national championship. That is something I would be looking for as a player. Doug Kingsmore Stadium is one of the top facilities in the country. We finished a multi-million-dollar renovation to the stadium in 2003 that I believe makes it the best college baseball stadium in the nation. It has been accomplished in a first-class manner in every aspect.

"Third, we have a tradition of playing host to regionals at Clemson, and that means we have fan support. You don't host regionals without drawing sellout crowds. The people in this community really embrace this program.

"Fourth, Vickery Hall, our student-athlete enrichment center, is among the best in the country. The programs at Vickery Hall show that Clemson cares about its student-athletes in all phases of his or her life. Any student-athlete at Clemson knows he or she has the chance to be successful in the classroom and graduate from Clemson. Vickery Hall is one of our top selling points.

"We have tremendous structure in our study-hall program. There is tradition in academics here as well, and we average 15 players a semester on the ACC Academic Honor Roll."



"Omaha" is stitched on the back of the players' and coaches' caps.

Leggett By the Numbers

2 - Number of times Leggett was named ACC Coach-of-the-Year in his first two seasons (1994,95) as head coach at Clemson.

4 - Number of times Leggett has led the Tiger program to the College World Series.

7 - Number of first-round draft picks Clemson has had during Leggett's tenure.

10 - Number of players Leggett has coached at Clemson who have played in the Major Leagues.

12 - Number of times in 12 seasons Leggett has led Clemson to an NCAA Regional.

15 - Number of weeks ranked #1 in at least one of the three major polls.

24 - Number of All-Americans Leggett has coached as head coach at Clemson.

43 - Number of NCAA Tournament games the Tigers have won in Leggett's tenure at Clemson.

52 - Length of field goal Leggett booted while a kicker at Maine in the 1970s. The field goal still stands today as a Black Bear record.

90 - Number of players Leggett has coached at Clemson who have either been drafted or signed pro contracts.

106 - Number of weeks ranked in the top 10 of at least one of the three major polls.

147 - Number of wins Clemson has had against top-25 teams in Leggett's tenure.

197 - Number of ACC regular-season wins Leggett has totaled in 12 years at Clemson, an average of 16.4 per season.

202 - Number of weeks ranked in the top 25 of at least one of the three major polls.

555 - Number of wins Leggett has totaled in 12 years at Clemson, an average of 46.3 per season.

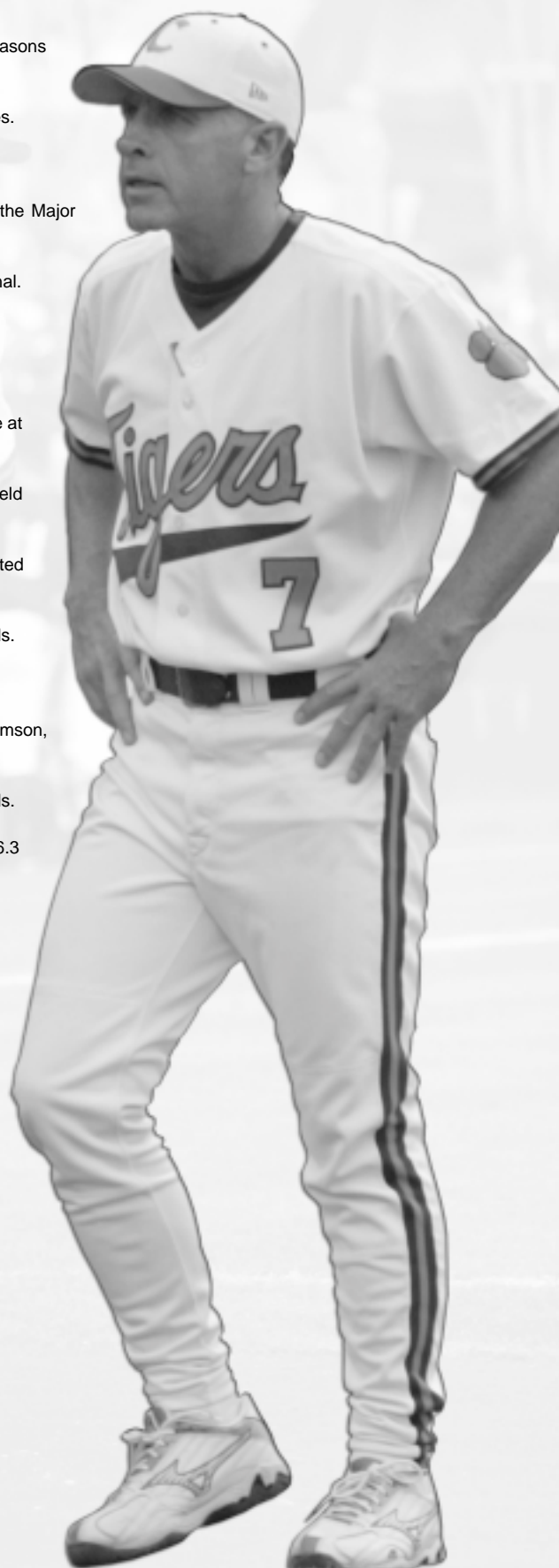
932 - Number of Leggett's career victories in 26 years as a Division I head coach.

Winningest Active Coaches

Rk	Team	Years	Wins
1.	Gene Stephenson	28	1,506
2.	Augie Garrido	34	1,456
3.	Mike Martin	26	1,391
4.	Ron Polk	32	1,275
5.	Mark Marquess	29	1,224
6.	Jay Bergman	29	1,133
7.	Jim Morris	24	1,067
8.	Bob Warn	30	1,050
9.	Jim Gilligan	28	978
10.	Pete Dunn	26	964
11.	Chuck Hartman	27	941
12.	Jack Leggett	26	932
13.	John Anderson	24	871
14.	Steve Kittrell	22	862
15.	Bob Todd	22	850
16.	Keith Guttin	23	808
	Ray Tanner	18	808
18.	Jim Brownlee	26	771
19.	Pat Murphy	18	761
20.	Dewey Kalmer	26	758
21.	Mike Gillespie	19	738
22.	Danny Hall	18	737
23.	Larry Hays	19	730
24.	Steve Traylor	25	726
25.	Fred Hill	22	716

Most Wins Since 1994

Rk	Team	Wins	Avg.
1.	Florida State	630	52.5
2.	Wichita State	600	50.0
3.	Miami (FL)	563	46.9
4.	Louisiana State	562	46.8
	Rice	562	46.8
6.	Clemson	555	46.3
7.	Cal. State-Fullerton	551	45.9
8.	Notre Dame	534	44.5
9.	Stanford	533	44.4
10.	Georgia Tech	529	44.1
11.	Tulane	523	43.6
12.	Texas	517	43.1
13.	South Carolina	505	42.1
14.	Alabama	499	41.6
15.	Texas Tech	497	41.4
16.	Central Florida	495	41.3
17.	Oklahoma State	493	41.1
18.	Florida	492	41.0
	Ohio State	492	41.0
20.	Arizona State	488	40.7
	Auburn	488	40.7
22.	Tennessee	485	40.4
23.	Southern California	480	40.0
24.	Florida International	479	39.9
25.	Oral Roberts	478	39.8



Leggett's 147 Top-25 Wins

Date	Opponent	Rank	Site	Score	5-5-96	Florida State	4-6-3	H	2-1
2-19-94	Tennessee	9-15-NR	H	14-1	5-6-96	Florida State	7-8-7	H	2-0
2-20-94	Tennessee	9-15-NR	H	4-2	5-10-96	Georgia Tech	NR-18-NR	A	(10)9-8
3-25-94	Washington	22-19-16	N1	3-2	5-12-96	Georgia Tech	NR-18-NR	A	9-2
4-6-94	South Carolina	NR-NR-17	A	7-2	5-24-96	Old Dominion	25-NR-NR	H	5-1
4-8-94	N.C. State	19-29-16	H	(10)10-8	5-26-96	Tennessee	12-12-16	H	12-5
4-9-94	N.C. State	19-29-16	H	9-5	6-2-96	Oklahoma State	11-8-17	N3	(10)8-5
4-10-94	N.C. State	19-29-16	H	6-5	6-4-96	Alabama	1-2-3	N3	14-13
4-22-94	North Carolina	NR-NR-22	A	11-1	2-27-97	Cal. State-Northridge	23-19-25	N4	8-7
4-24-94	North Carolina	NR-NR-22	A	3-2	4-4-97	Florida State	9-7-8	A	10-7
4-26-94	Tennessee	11-13-14	A	3-2	4-15-97	Tennessee	8-11-9	H	13-5
4-29-94	Miami (FL)	4-3-3	H	7-5	4-25-97	Georgia Tech	18-6-10	H	7-4
5-1-94	Miami (FL)	4-3-3	H	(12)9-8	5-15-97	Georgia Tech	11-4-6	N5	7-4
5-7-94	Florida State	2-5-3	H	5-2	5-17-97	N.C. State	20-20-19	N5	(10)11-6
5-8-94	Florida State	2-5-3	H	9-5	2-8-98	Auburn	11-22-10	N6	9-4
5-13-94	Georgia Tech	1-2-3	A	(10)9-8	4-1-98	South Carolina	8-8-9	A	6-4
5-15-94	Georgia Tech	1-2-3	A	7-4	4-17-98	N.C. State	NR-NR-24	H	(12)11-10
5-19-94	N.C. State	24-NR-20	N2	17-5	4-18-98	N.C. State	NR-NR-24	H	17-6
5-20-94	Georgia Tech	2-3-2	N2	9-6	4-24-98	Florida State	11-11-10	H	2-1
5-22-94	Florida State	8-13-8	N2	4-1	4-25-98	Florida State	11-11-10	H	5-4
3-1-95	Tennessee	11-8-11	H	(10)6-4	5-9-98	North Carolina(2)	24-NR-NR	A	8-1
3-2-95	Tennessee	11-8-11	H	7-6	5-10-98	North Carolina	24-NR-NR	A	7-6
3-4-95	Old Dominion(1)	21-NR-NR	H	10-5	2-25-99	Washington	NR-24-NR	N4	13-12
3-4-95	Old Dominion(2)	21-NR-NR	H	12-6	4-3-99	Miami (FL)	8-6-6	N7	7-5
3-5-95	Old Dominion	21-NR-NR	H	7-1	4-10-99	Florida State	1-1-1	A	8-4
3-7-95	James Madison	25-NR-NR	H	5-0	4-21-99	South Carolina	20-22-20	H	5-4
3-8-95	James Madison	25-NR-NR	H	16-6	4-23-99	Georgia Tech	NR-19-21	H	24-4
3-21-95	Old Dominion	24-NR-NR	A	9-7	4-24-99	Georgia Tech	NR-19-21	H	13-8
3-22-95	Old Dominion	24-NR-NR	A	4-2	4-25-99	Georgia Tech	NR-19-21	H	6-5
4-14-95	N.C. State	NR-NR-25	A	(10)17-15	5-9-99	North Carolina	12-10-14	H	20-7
4-15-95	N.C. State	NR-NR-25	A	13-1	5-10-99	North Carolina	15-14-18	H	5-4
4-16-95	N.C. State	NR-NR-25	A	13-4	5-22-99	Florida State	3-2-3	N8	8-7
5-13-95	Miami (FL)	9-11-11	A	7-5	5-29-99	Arkansas	10-8-10	A	12-4
5-19-95	Florida State	5-7-6	N2	11-0	6-5-99	Texas A&M	2-6-5	A	10-3
5-28-95	Alabama	19-17-16	H	7-4	1-28-00	Rice	14-7-7	N9	3-1
2-16-96	South Florida	22-NR-NR	H	4-0	1-29-00	Miami (FL)	5-5-4	N9	4-0
2-27-96	Tennessee	4-7-7	A	8-3	3-14-00	East Carolina	22-17-21	H	7-0
2-28-96	Tennessee	4-7-7	A	(10)10-4	4-1-00	North Carolina	10-13-8	A	10-2
4-26-96	N.C. State	18-20-17	H	14-0	4-15-00	Wake Forest(1)	12-11-15	H	(12)6-5
5-4-96	Florida State	4-6-3	H	3-0	4-15-00	Wake Forest(2)	12-11-15	H	5-4

Leggett vs. Ranked Teams

Opponent	Top 25	Top 10	Top 5	#1
Alabama	2-0	1-0	1-0	1-0
Arkansas	3-1	1-0		
Auburn	6-6	2-2		
Baylor	1-2	1-2		
Cal. State-Northridge	1-1			
California-Irvine	3-0			
Central Florida	1-3			
Charleston, College of	2-0			
Coastal Carolina	2-0			
East Carolina	3-1			
Florida State	19-30	18-28	12-20	1-4
Georgia	1-3	1-2		
Georgia Southern	0-2			
Georgia Tech	20-17	15-12	8-6	2-1
James Madison	2-0			
Louisiana-Lafayette	0-1	0-1		
Miami (FL)	9-9	9-9	6-5	0-2
Mississippi State	2-0	2-0		
Nebraska	1-0	1-0		
North Carolina	14-9	6-4		
N.C. State	13-7			
Notre Dame	0-1			
Oklahoma State	1-1	1-1		
Old Dominion	6-0			
Rice	1-1	1-1		
San Jose State	1-0	1-0		
South Alabama	0-1			
South Carolina	13-16	10-11	5-9	0-1
South Florida	1-2			
Southern California	0-1	0-1	0-1	
Stanford	0-2	0-2	0-1	0-1
Tennessee	9-3	7-2	2-1	
Texas A&M	1-2	1-2	1-2	
Wake Forest	7-8	3-1	3-1	
Washington	2-1			
Totals	147-131	81-81	38-46	4-9

Note: Only includes records as Clemson's head coach; bold denotes 2006 opponent.



Jack Leggett led the Tigers to a 19-9 record against top-25 ranked teams during the 2005 season. He also has 147 wins against top-25 ranked teams in his 12 seasons at Clemson, an average of 12.3 per year.

6-2-00	Mississippi State	14-10-14	H	11-4
6-3-00	Mississippi State	14-10-14	H	9-4
6-9-00	San Jose State	12-7-NR	N3	10-6
3-3-01	South Carolina	7-4-6	A	7-4
3-23-01	Wake Forest	20-24-20	A	(12)4-1
3-25-01	Wake Forest	20-24-20	A	9-1
4-20-01	Georgia Tech	9-11-7	H	3-0
4-21-01	Georgia Tech	9-11-7	H	5-1
2-22-02	Auburn	NR-NR-25	H	7-4
2-23-02	Auburn	NR-NR-25	H	8-5
2-24-02	Auburn	NR-NR-25	H	6-5
3-2-02	South Carolina	5-4-4	A	9-7
3-3-02	South Carolina	5-4-4	H	(10)11-10
4-12-02	North Carolina	21-13-24	A	(10)11-7
4-13-02	North Carolina	21-13-24	A	4-2
4-24-02	South Carolina	5-5-6	A	4-1
4-27-02	Wake Forest	3-5-3	H	5-3
4-28-02	Wake Forest	3-5-3	H	4-0
5-4-02	Georgia Tech	13-13-9	A	12-9
5-22-02	Georgia Tech	10-9-7	N5	10-0
5-25-02	Wake Forest	5-2-4	N5	8-6
6-1-02	East Carolina	NR-NR-22	H	4-2
6-2-02	East Carolina	NR-NR-22	H	21-1
6-8-02	Arkansas	25-18-NR	H	8-7
6-9-02	Arkansas	25-18-NR	H	7-4
6-14-02	Nebraska	9-7-13	N3	11-10
6-16-02	Georgia Tech	8-6-9	N3	9-7
2-22-03	Auburn(1)	16-23-16	A	11-8
3-1-03	South Carolina	10-6-7	H	8-0
3-29-03	N.C. State(2)	17-16-21	A10	12-10
4-2-03	South Carolina	NR-22-20	A	4-2
4-11-03	Florida State	3-2-2	A	8-4
4-25-03	Georgia Tech	7-4-4	H	(10)9-7
4-26-03	Georgia Tech	7-4-4	H	10-5
4-27-03	Georgia Tech	7-4-4	H	11-3
3-12-04	Auburn	7-12-9	H	14-9
4-7-04	South Carolina	6-9-7	H	9-4
4-14-04	South Carolina	6-13-6	A	13-5
4-16-04	North Carolina	20-10-17	A	2-1
4-18-04	North Carolina	20-10-17	A	(10)4-2
5-3-04	Florida State	NR-24-NR	H	18-9
5-7-04	Central Florida	24-NR-NR	H	8-5
5-26-04	North Carolina	NR-23-20	N11	7-6
6-6-04	Georgia(1)	11-10-20	A	10-9
2-25-05	California-Irvine	18-20-24	H	3-2
2-26-05	California-Irvine	18-20-24	H	5-4
2-27-05	California-Irvine	18-20-24	H	10-2
3-19-05	North Carolina	13-9-14	H	9-1
3-20-05	North Carolina	13-9-14	H	7-3
3-29-05	Coastal Carolina	NR-25-NR	H	14-5
3-30-05	Coastal Carolina	NR-25-NR	H	8-1
4-3-05	Florida State(2)	17-6-10	A	7-3
4-13-05	South Carolina	8-5-4	H	12-2
4-20-05	South Carolina	13-13-8	A	7-5
4-30-05	Georgia Tech	7-6-8	H	6-5
5-17-05	College of Charleston	NR-20-24	H	8-5
5-19-05	Miami (FL)	4-7-4	H	15-5
5-20-05	Miami (FL)	4-7-4	H	9-2
5-21-05	Miami (FL)	4-7-4	H	6-2
5-26-05	Miami (FL)	12-13-8	N12	9-1
5-27-05	N.C. State	18-NR-23	N12	5-4
6-4-05	College of Charleston	NR-22-22	H	6-0
6-11-05	Baylor	6-6-10	A	4-2

N1 - Honolulu, HI; N2 - Greenville, SC; N3 - Omaha, NE; N4 - Las Vegas, NV; N5 - Saint Petersburg, FL; N6 - Kissimmee, FL; N7 - Fort Mill, SC; N8 - Durham, NC; N9 - Lake Buena Vista, FL; A10 - Kingston, NC; N11 - Salem, VA; N12 - Jacksonville, FL; Note: Rankings by Baseball America, Collegiate Baseball, Sports Weekly; home wins in bold.

Leggett vs. All Competition

Opponent	Overall	Pct.	UV	WCU	CU	Gardner-Webb	1-0	1.000	1-0
Alabama	2-0	1.000			2-0	George Mason	6-0	1.000	6-0
American	1-0	1.000	1-0			Georgia	19-23	.452	3-12 16-11
Appalachian State	21-10	.677		18-10	3-0	Georgia Southern	16-11	.593	6-6 10-5
Arkansas	3-1	.750			3-1	Georgia Tech	27-25	.519	3-5 24-20
Arkansas State	1-0	1.000			1-0	Grand Canyon	2-0	1.000	2-0
Auburn	13-20	.394		6-12	7-8	Hawaii	1-0	1.000	1-0
Augusta	1-1	.500		1-1		Hawaii-Hilo	3-0	1.000	3-0
Austin Peay State	2-1	.667		2-1		High Point	15-4	.789	15-4
Baylor	1-2	.333			1-2	Holy Cross	3-2	.600	3-2
Birmingham-Southern	2-0	1.000			2-0	Illinois	1-1	.500	0-1 1-0
Boston College	1-1	.500	1-1			Indiana State	0-1	.000	0-1
Bridgeport	1-1	.500	1-1			Iona	0-2	.000	0-2
California	1-2	.333			1-2	Jacksonville	1-0	1.000	1-0
California State-Northridge	1-1	.500			1-1	James Madison	7-2	.778	0-2 7-0
California-Irvine	3-0	1.000			3-0	Kansas State	3-0	1.000	3-0
Campbell	16-17	.485		16-17		Kentucky	3-0	1.000	3-0
Carson-Newman	11-4	.733		11-4		La Salle	0-1	.000	0-1
Central Florida	2-3	.400			2-3	Lewis-Clark State	0-1	.000	0-1
Charleston Southern	8-0	1.000			8-0	Liberty	4-3	.571	3-0 1-3
Charleston, College of	9-0	1.000			9-0	Louisiana-Lafayette	0-1	.000	0-1
Charlotte	2-5	.286		1-4	1-1	Maine	16-17	.485	2-13 1-4 13-0
Citadel, The	38-15	.717		31-14	7-1	Marshall	8-5	.615	8-5
Clarkson	6-0	1.000	6-0			Maryland	34-4	.895	34-4
Clemson	3-15	.167		3-15		Massachusetts	5-4	.556	5-4
Coastal Carolina	20-4	.833			20-4	Miami (FL)	9-10	.474	0-1 9-9
Connecticut	5-4	.556	5-4			Middle Tennessee	3-2	.600	1-2 2-0
Creighton	1-1	.500			1-1	Middlebury	7-1	.875	7-1
Dartmouth	2-0	1.000	2-0			Milligan	4-0	1.000	4-0
Davidson	22-11	.667		21-11	1-0	Mississippi State	3-2	.600	1-2 2-0
Delaware	1-0	1.000			1-0	Missouri State	2-1	.667	2-1
Duke	28-10	.737			28-10	Morehead State	3-0	1.000	3-0
East Carolina	5-10	.333		0-3	5-7	Navy	1-0	1.000	1-0
East Tennessee State	20-6	.769		17-6	3-0	Nebraska	1-0	1.000	1-0
Eastern Connecticut State	0-3	.000	0-3			Nevada	1-1	.500	1-1
Eastern Kentucky	15-8	.652		15-8		Nevada-Las Vegas	4-4	.500	4-4
Elon	4-6	.400		1-3	3-3	New Hampshire	5-4	.556	4-4
Fairfield	3-4	.429	3-4			New York Tech	3-0	1.000	3-0
Florida	3-9	.250		3-9		Newberry	3-0	1.000	3-0
Florida Atlantic	1-1	.500			1-1	North Adams State	4-0	1.000	4-0
Florida International	2-3	.400		2-3		North Carolina	28-17	.622	0-3 28-14
Florida State	19-30	.487			19-30	North Carolina A&T	1-0	1.000	1-0
Fresno State	1-1	.500			1-1	North Carolina State	35-32	.522	7-18 28-14
Furman	41-9	.820		29-7	12-2	North Carolina-Asheville	16-2	.889	14-2 2-0



Jack Leggett's ability to communicate with players has helped the Tigers to 555 victories in his 12 seasons at Clemson.

Tennessee	11-8	.579	2-5	9-3
Tennessee Tech	4-0	1.000	2-0	2-0
Texas A&M	1-3	.250	0-1	1-2
Texas State	0-1	.000		0-1
Texas Tech	1-2	.333		1-2
Texas-Arlington	1-0	1.000		1-0
Virginia	31-13	.705	2-0	29-13
Virginia Commonwealth	2-0	1.000	2-0	
Virginia Military	12-2	.857		12-2
Virginia Tech	6-4	.600	1-3	5-1
Wake Forest	30-12	.714	1-1	29-11
Washington	2-1	.667		2-1
West Chester State	0-2	.000	0-2	
West Virginia	2-0	1.000		2-0
Western Carolina	21-4	.840		21-4
Western Kentucky	2-0	1.000	2-0	
Westfield State	0-1	.000	0-1	
William & Mary	2-0	1.000		2-0
Winthrop	8-2	.800	3-0	5-2
Wofford	13-2	.867	7-2	6-0
Totals	932-533	.636	75-61	302-229 555-243

Note: **Bold** denotes 2006 opponent.

Leggett's Milestone Wins

Overall			
Win	Date	Opponent	Score
*1	4-21-1978	Connecticut	12-4
^100	5-1-1983	The Citadel⁽²⁾	(8)2-1
^200	4-13-1986	The Citadel	12-4
^300	4-22-1989	Appalachian State	11-10
400	3-23-1994	Hawaii	7-3
500	3-8-1996	Virginia Tech	8-4
600	3-14-1998	Maine⁽²⁾	19-11
700	4-23-2000	Duke	12-8
800	5-13-2002	Virginia	5-3
900	3-26-2005	Maryland ⁽¹⁾	⁽¹³⁾ 6-4
932	6-11-2005	Baylor	4-2
Clemson			
Win	Date	Opponent	Score
1	2-12-1994	Western Carolina⁽¹⁾	3-1
100	4-29-1995	Georgia Tech	6-1
200	5-14-1997	Wake Forest	8-6
300	3-8-2000	William & Mary	10-6
400	3-27-2002	Coastal Carolina	6-2
500	4-25-2004	N.C. State	9-6
555	6-11-2005	Baylor	4-2

* - as Vermont's head coach; ^ - as Western Carolina's head coach; Note: Home games in **bold**.



Jack Leggett has enjoyed success against both the ACC (225-117, .658) and SEC (66-42, .611) as Clemson's head coach. Of the 18 ACC and SEC schools he has faced, only two have a winning record against the Tigers.



Associate Head Coach Kevin O'Sullivan



Kevin O'Sullivan is in his eighth season as the Tigers' pitching coach. He was also promoted to the position of associate head coach in 2002. O'Sullivan handles the duty of recruiting coordinator as well. He has been a part of seven NCAA Tournament teams and two

College World Series squads while in Tigertown. O'Sullivan, who has made two instructional pitching videos, has also seen 23 of his Tiger pitchers sign professional contracts in his seven years.

In his first season with the Clemson program, "Sully" fine-tuned Mike Paradis from having control problems his first two seasons to a first-round pick in 1999. He helped Ryan Mottl go 10-4 in 2000 and total 33 career wins, the third most in school history. Those totals helped Mottl become a sixth-round pick by the Cincinnati Reds.

Under the guidance of O'Sullivan in 2001, Tiger pitchers had a 2.27 strikeout-to-walk ratio, fourth best in school history. One of his pitchers, Steve Reba, led the ACC in wins in 2001 with a 12-3 record. Clemson has ranked among the national leaders in team ERA each of the last six years, and his ability to work with and develop young pitchers has been praised by Head Coach Jack Leggett.

He followed up 2001 with a 2002 season that saw Reba and Matt Henrie shine. They had 13 wins apiece and both earned All-America honors. O'Sullivan helped mold Reba and Henrie into a formidable one-two punch that led the Tigers to a third-place national finish. Henrie was drafted in the sev-

enth round after going undrafted out of high school.

The 2002 team also featured B.J. LaMura, a hard-throwing righthander who was instrumental in Clemson's late-season surge. LaMura was a fifth-round draft pick, giving Clemson five pitchers from the 2002 squad who signed a Major League contract. And that total does not include Jarrod Schmidt, who had an 18-3 career record at Clemson and signed as well. The 2002 team also set an ACC record for saves (26) in a season.

The 2003 team did not have any stars, but all five Tigers with at least 36.0 innings pitched had an ERA between 3.19 and 4.30.

The 2004 squad featured All-ACC reliever Patrick Hogan, who became just the third Tiger in history to record double digits in saves. He coached Tyler Lumsden, who was a first-round draft pick in 2004, as well. He also helped convert Collin Mahoney from a catcher to a hard-throwing reliever. Mahoney, who had not pitched since high school,

saw considerable action in 2004 and threw in the high 90s. He was a fourth-round draft pick by the Detroit Tigers.

The 2005 Tiger pitching staff came into its own in the season's late stages, enabling Clemson to come within one win of the College World Series. The Tigers had a 3.94 ERA,

Clemson's best since the 3.03 ERA of the 1996 team. Josh Cribb and Stephen Faris were stoppers on the mound, as they each totaled three complete games. Cribb pitched two shutouts and had a 97-24 strikeout-to-walk ratio, while Faris had a team-best 2.60 ERA to earn Second-Team All-ACC honors.

In just seven seasons at Clemson, his pitchers have made their mark in the Tiger recordbook. Of the 16 season and career school records, at least one of his pitchers ranks in the top five in eight of the season lists and 11 of the career lists.

O'Sullivan has also had numerous top-25 recruiting rankings, including the 2005 incoming class that was ranked #12 by **Collegiate Baseball**. In that class were four of the top-50 freshmen in the country, including David Kopp (#9), Stan Widmann (#14), Taylor Harbin (#17), and Brad Chalk (#34). Clemson was the only school in the nation to have four freshmen in the top 50.

The native of Jupiter, FL spent the 1998 season with the Twins' Rookie League team in Fort Myers, FL that reached the playoffs for the first time. He was also responsible for the development of the pitchers.

He was the pitching coach at Virginia in 1996 and 1997. He coached All-America and first-round draft pick Seth Greisenger. The 1996 Cavaliers (44-21) won their first-ever ACC Tournament title. He coached a total of three

The O'Sullivan File

Full Name: Kevin Michael O'Sullivan
Born: December 27, 1968 in Goshen, NY
Education: Bachelor of science in education/sports medicine at Virginia (1991); master of science in exercise science & wellness at Florida Atlantic (1995)
Playing Experience: Two-year letterman at Florida CC (1988,89); two-year letterman at Virginia (1990,91)
Coaching Experience: Assistant coach at Florida CC (1992,93); assistant coach at Florida Atlantic (1994,95); assistant coach at Virginia (1996,97); assistant coach at Fort Myers, FL (Twins, R) (1998); assistant coach at Clemson (1999-01); assistant head coach at Clemson (2002); associate head coach at Clemson (2003-05)

pitchers in the two years that were drafted in the top-five rounds, including a first, second, and fifth-round pick to go along with a 14th-rounder in 1997. O'Sullivan, who helped in the recruitment of student-athletes at Virginia, coached players picked in the third and 44th rounds in 1997 as well.

His talents were noticed in the summer of 1996 and 1997 when he coached in the Valley League and the Cape Cod League, respectively. O'Sullivan coached the Bourne Braves to the second-best overall record in the Cape while garnering manager-of-the-year honors. He also coached Major League star lefthander Mark Mulder in the summer of 1997. On that staff alone, eight pitchers were drafted.

In 1996, while coaching Waynesboro of the Valley League, he led his team to the pennant and was manager-of-the-year, meaning he earned that honor both years as a head coach in the summer leagues. He also coached 14 players in the two summers who were drafted, including two first-rounders.

O'Sullivan coached at Florida Atlantic in the 1994 and 1995 seasons. He was responsible for the hitters, catchers, infielders, and outfielders. From 1992-93, he was an assistant at Florida Community College as the hitting and catching instructor.

In two years at Virginia and seven at Clemson, he has coached 28 pitchers who have been drafted or signed pro contracts. This list includes three first-rounders, nine top-five-rounders, 14 top-10-rounders, and five All-Americans. It is no wonder Leggett chose him to maintain Clemson's tradition of producing All-America pitchers.

He graduated (with honors) from Virginia with a bachelor's degree in education/sports medicine in 1991. He was a member of Virginia's Captain Council and Student-Athlete Mentor Program. He earned a master's degree in exercise science & wellness from Florida Atlantic.

O'Sullivan starred at Virginia as a catcher in 1990 and 1991, where he hit a combined .351. He was a First-Team All-ACC and All-ACC Tourney pick both years. He made the ACC Academic Honor Roll in 1990 as well. He also played for Florida Community College in 1988 and 1989. O'Sullivan was born December 27, 1968 in Goshen, NY.


Leggett Comments

"Kevin is in his eighth season at Clemson, and I couldn't be happier that he is our pitching coach and recruiting coordinator. He is a tireless worker and is tremendously dedicated to winning, as evidenced by the amount of hours he puts into his job. He is a key part of this team's success, and goes above and beyond anything that one would expect from an assistant coach. He has a lot of knowledge of the game and does a lot for this program. The program would not be the same without him."

O'Sullivan & the Draft

Pitcher	Year	PDR	DRAC	Team
Mike Paradis	1999	7	1	Orioles
Chris Heck	1999	10	5	Padres
Brian Adams	1999	---	11	Red Sox
Ryan Mottl	2000	39	6	Reds
Scott Berney	2000	28	18	Rockies
Josh Cram	2001	---	4	Giants
Nick Glaser*	2001	32	35	Phillies
B.J. LaMura	2002	---	5	White Sox
Matt Henrie*	2002	---	7	Diamondbacks
Steve Reba*	2002	9	21	Rockies
Ryan Childs	2002	17	33	Orioles
Tyler Lumsden	2004	5	1	White Sox
Collin Mahoney	2004	48	4	Tigers
Steven Jackson	2004	38	10	Diamondbacks
Patrick Hogan	2004	---	14	Marlins
Tony Sipp	2004	33	45	Indians
Kris Harvey*	2005	5	2	Marlins
Robert Rohrbaugh	2005	30	7	Mariners
Jeff Hahn	2005	---	35	Tigers
Drew Fiorenza	2005	45	45	Indians

* - All-American; PDR - previous draft round prior to Clemson; DRAC - draft round after Clemson



Kevin O'Sullivan is in his eighth season at Clemson, and serves as pitching coach and recruiting coordinator.

Assistant Head Coach Tom Riginos



Tom Riginos is in his fourth year with the Tiger program as the hitting and outfielders' coach. Riginos (pronounced ri-JEEN-uhs) also carries the title of assistant head coach. Riginos, who will turn 38 on April 5 when Clemson plays at rival South Carolina,

coached nine seasons as the Hatters' recruiting coordinator from 1994-02, where he also coached the hitters and outfielders. He was responsible for all aspects of the Stetson Junior Varsity team as well.

While at Stetson, Riginos recruited eight classes that gained national recognition. His 2002 class included three all-state performers and three highly-rated prospects from the Central Florida area. Riginos also recruited six All-Americans and 10 freshman All-Americans during his tenure with the Hatter program.

Riginos has continued the Tigers' recent success of recruiting top talent from the state of

Florida, including the unanimous 2002 National Player-of-the-Year Khalil Greene (Key West). Matt Henrie (Jupiter), a 2002 All-ACC pitcher, and 1999 All-America outfielder Patrick Boyd (Palm Harbor) were also celebrated recruits from Florida. Riginos was a big reason the Tigers signed Andy D'Alessio, a 10th-round draft pick in the 2003 draft, along with 2005 signees Adrian Casanova, Ben Hall, and David Kopp.

In his first season as the hitting coach at Clemson in 2003, the Tigers hit .309 and sported a consistent lineup from top to bottom. All four starting infielders were named First or Second-Team All-ACC. The Tigers also led the conference in batting

average (.326) in ACC regular-season games, 19 points higher than second-place Georgia Tech.

In 2004, he coached Brad McCann to one of the best offensive seasons by a Tiger in recent history when the third baseman hit .379 with 16 homers and 65 RBIs. The 2004 Tigers also hit 73 home runs and 149 doubles, and stole 77 bases.

The 2005 season saw two Tiger hitters earn All-America honors under Riginos' watch. Kris Harvey was a First-Team ABCA All-American when he hit 25 homers (tied for second most in the nation) with 70 RBIs. Taylor Harbin earned second-team All-America honors as a freshman when he hit 28 doubles (second most in the nation), 10 homers, and 63 RBIs. The consistency showed in the fact that no Tiger hit over .350, but the team still hit .305 with 76 home runs.

As hitting coach at Stetson, Riginos coached four of the top-five hitting teams in school history, including the 2001 squad that hit .324 with a school-

record 78 homers. That team also ranked 24th nationally in batting average, 12th in slugging percentage, and 19th in home runs per game.

Riginos coached five All-Americans and five of the top hitters in Stetson history, including shortstop Kevin Nicholson, catcher

Sammy Serrano, outfielder Frank Corr, and catcher Chris Westervelt. Under his guidance, all five won conference player-of-the-year honors along with multiple All-America accolades.

Nicholson was drafted by San Diego in the first round of the 1997 draft and made his Major League debut with the Padres in 2001. Serrano batted a school-record .457 in 1998 and was chosen in the second round that same year by the Giants.

Corr set school and conference records for career doubles (79), homers (53), RBIs (258), and total bases (562). He also set six single-season school records during the 2000 season when he batted .431 with 34 doubles, 18 home runs, and 98 RBIs. Westervelt had a .403 batting average with 18 homers and was a first-team Academic All-American.

Another Hatter Riginos recruited to Stetson in 2000 was third-baseman Brian Snyder, who was became a first-round draft pick by the Athletics in 2003.

Riginos is no stranger to the Tiger program and Doug Kingsmore Stadium, as Stetson visited Clemson for a three-game series in 1998.

Prior to his nine seasons at Stetson, Riginos spent two



In Tom Riginos' three seasons (2003-05) as an assistant coach at Clemson, Tiger hitters have combined for a .304 batting average.

seasons as the top assistant coach and as a graduate assistant coach at Eastern Kentucky in Richmond, KY. He helped coach the Colonels to an Ohio Valley Conference second-place finish during the 1992 season while serving as the team's hitting and outfield coach. Prior to his stint at Eastern Kentucky, Riginos spent one season on the coaching staff at his high school alma mater, Countryside High in Clearwater, FL.

Riginos was a four-year letterman for the Hatters between 1987 and 1990, and helped Stetson to three NCAA Regional appearances and three Trans America Athletic Conference championships. He played in 225 games during his career and hit .279, while finishing as one of the top stolen-base leaders in Hatter history with 61. Riginos was also a team captain during the 1990 season.

The Clearwater, FL native earned his bachelor of arts degree in sports administration from Stetson in 1990. He later earned a master of science degree in physical education/sports administration from Eastern Kentucky in 1993, where he had a 3.36 GPA.

Riginos is married to the former Shaileen Kelley. The couple has twin girls, Alexandra and Grace, born November 22, 2000. Tom also has a son, Ben (18). Riginos was born April 5, 1968 in Tampa, FL.

Leggett Comments

"Tom is in his fourth season with the program. He gives us a great mix of knowledge for our outfielders and hitters. Our outfielders are very disciplined and fundamentally sound. He is our hitting coach and is very well organized. He puts in the extra time it takes for our players to be successful. Our players respect his approach to helping them become better hitters, and we put up some big offensive numbers last year. He is a great asset to our program and brings a lot to this team."



Shaileen and Tom Riginos with twin daughters Alexandra and Grace (5)

The Riginos File

Full Name: Thomas Anthony Riginos
Born: April 5, 1968 in Tampa, FL
Education: Bachelor of arts in sports administration at Stetson (1990); master of science in physical education/sports administration at Eastern Kentucky (1993)
Playing Experience: Four-year letterman at Stetson (1987-90)
Coaching Experience: Assistant coach at Countryside (FL) HS (1991); graduate assistant coach at Eastern Kentucky (1992,93); assistant coach at Stetson (1994-02); assistant head coach at Clemson (2003-05)
Family: Wife, Shaileen; the couple has twin girls, Alexandra and Grace (5); Tom has a son, Ben (18)



Assistant Coach Russell Triplett



Russell Triplett is in his first season with the Tiger coaching staff in 2006. Triplett serves as the volunteer coach, working primarily with infielders and hitters. The four-year Clemson letterman is coming off a two-year minor league career that concluded in 2005.

The West Columbia, SC native starred at Brookland-Cayce High for four years (1996-99). He was named **High School Sports Report** AAA State Player-of-the-Year along with region player-of-the-year as a junior in leading his squad to the AAA state title. Triplett was also a standout signal-caller on the gridiron.

After red-shirting at Clemson in 2000, he played in 37 games as a freshman in 2001. As a sophomore, he was a Second-Team All-ACC pick as a utility player on the College World Series team that finished tied for third in the nation. Overall, he hit .301 in 58 games (37 starts).

The Triplett File

Full Name: Calvin Russell Triplett III
Born: January 18, 1981 in Aiken, SC
Education: Bachelor of arts degree in elementary education at Clemson (2004)
Playing Experience: Four-year letterman at Clemson (2001-04)...Kingsport, TN (Mets, R) (2004)...Brooklyn, NY (Mets, SS) (2004)...Hagerstown, MD (Mets, Low A) (2005)...Binghamton, NY (Mets, AA) (2005)
Family: Single

His teammates took notice of his leadership qualities in his junior year, helping him become a captain for the first of back-to-back seasons. He hit .335 with seven homers and 32 RBIs with a .414 on-base percentage in starting all but one game at shortstop. He earned Second-Team All-ACC honors for the second time.

His senior season of 2004 saw the tri-captain hit .304 with 17 doubles, four homers, and 41 RBIs. He was the only Tiger to play and start all 65 games, as he played in all but one inning at shortstop.

Triplett, 25, spent the summers of 2004 and 2005 playing minor league baseball. In the summer of 2005, he played for the Hagerstown Suns (A) and Binghamton Mets

Leggett Comments

"Russell is our volunteer coach, and we are very excited to have him as he begins his first year. He just finished up playing some pro ball. He knows our system very well. He knows what the expectation levels are, not only at the end of the season and in conference play, but what they are every day in practice. He was an outstanding asset in the fall, and we look for him to be an outstanding coach, and provide a lot of help in the infield and hitting areas. We couldn't be happier to have him back in the program."

Tiger Players/Coaches

Name	Player	Coach	Position
Kenny Bagwell	1970,72	1975,77	Assistant
Eddie Barbary	1965-67	1971	Assistant
Ellis Dantzler	1965,66	1967	Assistant
Jeff Gilbert	1981-83	1986	Assistant
Lin Hamilton	1971-74	1979,80	Assistant
Mike Hampton	1993,94	1999	Assistant
Richard Haynes	1971-74	1976	Assistant
Bailey Hendley	1958-60	1961	Assistant
Randy Hinson	1934-36	1939,40,46,47	Head
Bradley LeCroy	1997-00	2003-05	Assistant
Tommy Lyon	1962,63	1964,65	Assistant
Randy Mazey	1985-88	1990-93	Assistant
John Pawlowski	1983-85	1994-98	Assistant
Sam Poe	1959,60	1962	Assistant
Bill Prophet	1970-73	1974	Assistant
Dick Sargent	1964	1965	Assistant
Kurt Seibert	1974-76	1989-91	Assistant
Vet Sittion	1904,05	1915,16	Head
Dale Smith	1964,65	1966	Assistant
Michael Spiers	1988-91	1992	Assistant
Russell Triplett	2001-04	2006	Assistant

(AA), where he hit a combined .286 with 15 doubles, four homers, and 25 RBIs in 61 games.

The four-time Tiger letterman played in 222 career games and hit .312, mostly at shortstop. He was also a part of four NCAA Tournament teams.

Triplett, who wears #11 as a coach (wore #5 as a player), graduated from Clemson in May of 2004 with a bachelor of arts degree in elementary education. He was born January 18, 1981 in Aiken, SC.

Director of Baseball Operations Denny Oughton



Denny Oughton is in his first season with the Clemson baseball program, serving as the director of baseball operations in the newly-created position. The native of Puyallup, WA has years of experience at the high school and junior college level as a coach.

Oughton, who will turn 39 when Clemson plays at Georgia on March 28, played shortstop for two seasons (1993,94) at Pacific Lutheran in Tacoma, WA. Prior to his two seasons with the Lute program, he played two years at Pierce College in Tacoma.

After his playing days, Oughton was an assistant coach at his high school alma mater, Rogers High School in Puyallup, WA, for three seasons (1993-95). In his first season (1993) with the Ram program, he helped lead Rogers High School to the Final Four of the state tournament in Washington's highest classification. In all three years with the Rams, they

finished in the top 10 in the state tournament. They also had a combined record of 51-14 in his tenure at Rogers High.

After two years (1996,97) as an assistant varsity coach and head junior varsity coach at Puyallup High School, he served as head coach at Pierce College (1998) and Green River Community College (1999-01). In three seasons at Green River Community College, he coached 12 players who earned all-conference honors.

From 2001-03, Oughton was the head coach of Athletes in Action Central America Tour. There, he coached in 14 different countries in Central and South America. In July of 2002, he coached against the Nicaraguan National Team, coached by former Major League star righthander Dennis Martinez, in Managua.

He has also been head coach of several summer league teams. In 1996 with the Rainier Baseball Academy, he led his team to the AAU Pacific Northwest region championship and coached in the Junior Olympics in New Orleans, LA. That squad had six players that went

on to play baseball at the Division I level. He was also head coach of Hurricane Baseball Academy (2003) and Rainier Baseball Club (2004). The Hur-

The Oughton File

Full Name: Dennis Allen Oughton, Jr.
Born: March 28, 1967 in Lakewood, WA
Education: Bachelor at arts degree in physical education at Pacific Lutheran (1995)
Playing Experience: Two-year player at Pierce College (1991,92)...two-year player at Pacific Lutheran (1993,94)
Coaching Experience: Assistant coach at Rogers (WA) HS (1993-95)...assistant coach at Puyallup (WA) HS (1996,97)...head coach of Rainier Baseball (AAU) Academy (1996)...head coach at Pierce College (1998)...head coach at Green River CC (1999-01)...head coach of Athletes in Action Central America Tour (2001-03)...head coach of Hurricane Baseball Academy (2003)...head coach of Rainier (WA) Baseball Club (2004)
Family: Single

ricane team finished in seventh place out of 64 teams in the USABF World Series in San Diego, CA, while the Rainier Baseball Club had a 64-8 record.

Oughton, who wears #51, comes to Tigertown from the same state (Washington) that has sent 10 players to Clemson since the 2000 season, including current Tigers Alex Burg (C) and Travis Storrer (OF).

Oughton received a bachelor of arts degree from Pacific Lutheran in 1995. He is currently pursuing a masters degree in educational leadership at Clemson and plans to graduate in July of 2006. Oughton was born March 28, 1967 in Lakewood, WA and is single.

Leggett Comments

"Denny is in our newly-created position of director of baseball operations. He has some great organizational skills and is very loyal to the program. He has great baseball knowledge, having been a coach in the past. His duties are more office-oriented and organizational, as he is going to help us in a number of different ways. We are excited about his attitude, his work ethic, and how loyal he is to our program. He is going to do nothing but make this program better."

Support Staff



Roberta Balliet
Administrative Assistant

Roberta Balliet is in her fifth year in the Clemson Athletic Department. She serves as administrative assistant for seven sports, coordinates the Tiger Bat Girls, and is the housing coordinator for the athletic department.

Balliet, a native of Muncy, PA, served as an assistant in the athletic department at Muncy High, where she was head coach of the cheerleaders for many years. Her squads won numerous awards, locally, regionally, state-wide, and nationally. She also served as game manager for women's basketball and scorekeeper for men's basketball. She served as coach for the Summer Swim Team as well.

Balliet owned and operated a Bed & Breakfast for several years. She served as President of the Muncy Area Chamber of Commerce, and as a member of the Board of Directors of the Lycoming County Chamber of Commerce and the Muncy Business Association.

Balliet graduated from Muncy High School, where she was a cheerleader and member of the swim team. After graduation, she studied in Sweden, where she graduated from Kungshogskolan in humanistics.

She is a widow and mother of two sons, Andy (Clemson '98 (deceased)) and Keith (34), and daughter-in-law Corina (32). Balliet is also a grandmother of two, Luke (4) and Ava (1).



Bobby Douglas
Director of Academic Services

Bobby Douglas, a native of South Toms River, NJ, has worked in the Clemson Athletic Department for the past 27 years, including the last 15 with the Student-Athlete Enrichment Programs in Vickery Hall. During the past 15 years, Douglas has served in many capacities with regards to his primary role as an academic advisor for the Student-Athlete Enrichment Programs.

Douglas, who served as the interim director for the SAEP in 2002-03, was named Director of Academic Services for Student-Athletes in 2004. He is responsible for coordinating academic support for all of Clemson's student-athletes.

Douglas oversees additional academic services on campus, including study hall, registration, and freshman orientation for scholarship student-athletes. He also serves as the athletic department liaison to the Academic Standards and Integrity Subcommittee of the Athletic Council.

Douglas has the responsibility of academic advisor for the men's soccer team, a position he has held for 15 years, and just completed his second season with the volleyball program. He is in his first season advising the Tiger baseball squad.

Douglas received both his bachelor of science and master's degrees from Clemson. He is married to the former Ann Skelton of Clemson, and they have two children, Mary and John.



Brian Hennessy
Assistant SID

Brian Hennessy is in his fifth year as an assistant sports information director at Clemson. The Clemson native previously worked as a student and graduate assistant in the sports information office for six years (1995-00).

Hennessy is responsible for all sports information operations for baseball and is the secondary contact for football. He has written and edited the baseball guide (1998-00,03-06) and football guide (2002-05). He has received numerous honors from CoSIDA, including a #2 national ranking for his 2005 baseball guide and a #4 national ranking for his 2000 baseball guide. The 2005 baseball media guide cover was also rated best in the nation.


Hennessy, who also has been responsible for layout and editing of the football gameday programs since 2002, teamed with Tim Bourret to rank in the top-five in the country for both the program series and football media guide in 2002,03.

Hennessy, 30, also worked as an engineer in Houston, TX from 2001-02, working for Kimley-Horn & Associates along with R.G. Miller Engineers.

He graduated from Clemson with a bachelor's degree in civil engineering ('98) and later received a master's degree in transportation engineering ('00). He also graduated from Daniel High School ('94), where he played baseball and basketball. Hennessy, born January 6, 1976 in Woodbury, NJ, is single.

Tiger Bat Girls


Not Pictured: Callie Ayers



Anna Bruce
Jr. • Anderson, SC




Meredith Culver
Sr. • Greenville, SC




Liz Grubbs
Sr. • Fairfax Station, VA



Lindsey Hammond
Sr. • Anderson, SC




Kelly McCracken
Jr. • Seneca, SC




Sarah Mirza
Jr. • Glenview, IL




Amber Sargent
So. • Easley, SC




Lindsay Schumpert
Fr. • Prosperity, SC




Kristine Soto
Fr. • Marietta, GA



Lauren Tabor
Jr. • Lawrenceville, GA





Traci Thompson
So. • Boiling Springs, SC



Lori Anna Varnadoe
Jr. • Ehrhardt, SC



Radio/Television Roster

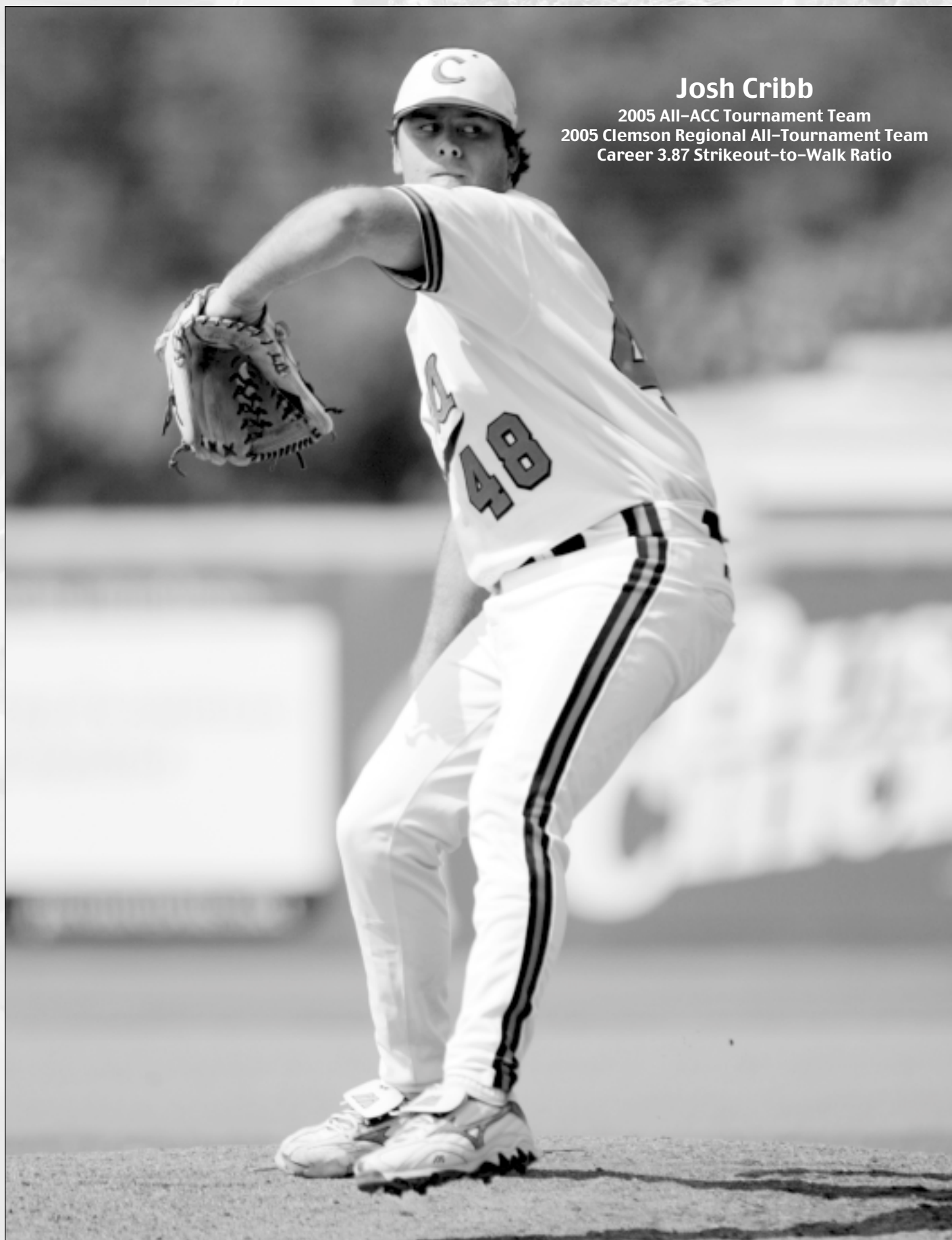
**3 Herman Demmink**
3B • Sr. • Midlothian, VA**4 Taylor Harbin**
2B/SS • So. • Travelers Rest, SC**5 Travis Storrer**
OF • Sr. • Mount Vernon, WA**6 Stan Widmann**
SS • So. • Hurst, TX**7 Jack Leggett**
Head Coach • 13th Season**8 Brad Chalk**
OF/LHP • So. • Greer, SC**9 D.J. Mitchell**
OF/RHP • Fr. • Rural Hall, NC**10 Tom Riginos**
Assistant Coach • 4th Season**11 Russell Triplett**
Assistant Coach • 1st Season**12 Wilson Boyd**
OF • Fr. • Hickory, NC**13 Alex Burg**
C • Fr. • Des Moines, WA**15 John Ingram**
INF/OF • *Jr. • Alpharetta, GA**16 Ben Hall**
2B/1B • Sr. • Ormond Beach, FL**17 Chris Fidrych**
LHP • So. • Beaufort, SC**18 Jason Berken**
RHP • *Jr. • De Pere, WI**19 Casey Keen**
OF • Fr. • Covington, LA**20 Stephen Faris**
RHP • Jr. • Richmond, VA**21 Tyler Colvin**
OF/1B • Jr. • North Augusta, SC**22 Matt Vaughn**
RHP • Fr. • Summerville, SC**23 Tanner Leggett**
SS/2B • *Jr. • Clemson, SC**24 Andy D'Alessio**
1B • Jr. • Naples, FL**25 Jameson Smith**
INF/C • Fr. • Fresno, CA**28 Chris Allen**
RHP • Jr. • DuBoistown, PA**29 Adrian Casanova**
C • *Sr. • Miami, FL**30 Doug Hogan**
C • *So. • Columbia, SC**31 P.J. Zocchi**
RHP • *So. • Bronx, NY**33 William Bond**
LHP • *Fr. • Lawrenceville, GA**35 Marquez Smith**
INF • Jr. • Ocala, FL**36 Stephen Clyne**
RHP • *Jr. • Parkland, FL**39 Kevin O'Sullivan**
Assistant Coach • 8th Season**40 Alex Martin**
LHP • *Fr. • Charlotte, NC**41 Daniel Moskos**
LHP • So. • Alta Loma, CA**42 Drew Fiorenza**
RHP • Sr. • Atlanta, GA**43 Sean Clark**
RHP • *Jr. • Los Angeles, CA**45 Ryan Hinson**
LHP • Fr. • Rock Hill, SC**46 Steve Richard**
RHP • Jr. • Billerica, MA**47 David Kopp**
RHP • So. • Margate, FL**48 Josh Cribb**
RHP • *Sr. • Lake View, SC**50 Chris Howard**
RHP • *So. • Fort Wayne, IN**51 Denny Oughton**
Director of Operations • 1st Season**Pat Hassell**
Graduate Trainer • 1st Season**Zac Ramey**
Student Manager • 1st Season

Meet the Tigers

2006 CLEMSON BASEBALL

Josh Cribb

2005 All-ACC Tournament Team
2005 Clemson Regional All-Tournament Team
Career 3.87 Strikeout-to-Walk Ratio



Veteran Bios



#18 Jason Berken

RHP • R-R • 6-0 • 195 • *Jr. • 2VL

De Pere, Wisconsin
West De Pere High School



Aggressive and competitive righty who was a starter and reliever in 2003, and was the #1 starter in 2004 before he suffered an elbow injury; missed the entire 2005 season due to the injury, but returns at full strength in 2006...slated to be in the mix for a weekend spot in the rotation...team co-captain in 2006...has a 9-3 career record and 2.90 ERA in 105.2 innings pitched...has allowed just 88 hits (.229 opponents' batting average) in his career...has a 2.27 ERA in 11 career appearances (seven starts) in ACC regular-season games...rated as the ninth-best prospect in the ACC for the 2006 draft by **Baseball America**.

Head Coach Jack Leggett on Berken

"I am really glad that Jason is back with this baseball team, not just as a pitcher, but as a leader. He is one of our go-to guys in crucial situations. He has great control and a great competitive spirit. He has a tremendous fastball and a good slider, and he has a good feel for his changeup. He is one the best competitors on the team, and it is great to have him back this year."

2005 (Junior)

Co-captain...red-shirted, as he recovered from "Tommy John" surgery.

2004 (Sophomore)

Had a 5-1 record with a team-best 2.53 ERA in 10 starts...held opponents to a .181 batting average in his 46.1 innings pitched...had a streak of not allowing an earned run for 30 innings, one of the longest streaks in school history...only allowed an earned run in three of his 10 starts...in four ACC starts, he did not allow an earned run and allowed just eight hits in 20.0 innings pitched...was 3-0 with a 1.59 ERA in five starts at home...Clemson was 9-1 when he started...pitched 6.0 scoreless innings, allowing just two hits and no walks while striking out seven to earn the win against Georgia Southern at Greenville, NC on Feb. 28...struck out eight in his first 4.0 in-

nings pitched and earned the win against #7 Auburn on Mar. 12...pitched 6.0 innings of four-hit ball to earn the win at Texas Tech on Mar. 19; he allowed just one unearned run and one walk while striking out five...pitched 7.0 innings, allowing three hits and no earned runs to pick up the win against Wake Forest on Mar. 26...pitched 6.0 shutout innings of three-hit ball to earn the win against Maryland on Apr. 2; he allowed just one walk while striking out seven...had surgery on his arm (performed by Dr. James Andrews) on Jun. 14 in Birmingham, AL...was a volunteer (pitching) coach for De Pere's American Legion team in the summer that won the AAA state title and advanced to the national tournament.

2003 (Freshman)


Had a 4-2 record and 3.19 ERA in eight starts and 11 relief appearances...allowed just one homer and a .266 opponents' batting average...held ACC regular-season opponents to just three extra-base hits and a .250 batting average...had a 1.96 ERA in 11 relief outings...pitched 1.2 scoreless innings in relief in his first career appearance at #16 Auburn on Feb. 23...in his first career start, he allowed just one run on three hits and one walk while striking out six in 5.1 innings pitched against Old Dominion on Mar. 8...struck out seven in 5.0 innings

pitched to earn the win against Wofford on Mar. 24...earned the win against South Carolina on Apr. 9; he allowed two runs, seven hits, and one walk while striking out seven in 6.2 innings pitched...retired the last two batters to close out the win against #4 Georgia Tech on Apr. 26...played for Keene in the NECBL in the summer.

pitched to earn the win against Wofford on Mar. 24...earned the win against South Carolina on Apr. 9; he allowed two runs, seven hits, and one walk while striking out seven in 6.2 innings pitched...retired the last two batters to close out the win against #4 Georgia Tech on Apr. 26...played for Keene in the NECBL in the summer.

Before Clemson

Wisconsin's Gatorade Player-of-the-Year as a senior at West De Pere High School...state All-Star (legion) game MVP at Miller Park in 2002...threw one no-hitter and three one-hitters in legion play...named the best pitcher in his legion league in 2001,02...a career .328 hitter with 68 steals in three



seasons...in 192.0 career innings pitched, he allowed 111 hits, 83 walks, and 31 earned runs while striking out 304...had a 23-3 career record and 1.45 ERA with six saves...as a senior, he had 147 strikeouts and a 1.16 ERA in 78.2 innings pitched...as a junior, he had 102 strikeouts and a 0.77 ERA in 72.2 innings pitched...threw back-to-back no-hitters in his first two starts of his junior season...named all-area and all-conference in baseball, basketball, and football as a junior...all-area, all-conference, and all-state as a senior in all three sports...first-team all-state quarterback by the **Milwaukee Journal Sentinel** as a senior...in his career, he passed for 3,839 yards and 37 touchdowns, and rushed for 1,863 yards...passed for 2,339 yards in his senior season, which included a 405-yard passing game (350 in the second half)...returned a punt a school-record 86 yards for a touchdown in a game at Wisconsin's Camp Randall Stadium...team scoring champion in basketball as a junior and senior...once scored 46 points in a single game, making eight three-pointers...lettered four times in baseball, three times in basketball, and three times in football...coached by Sean Gibbons.

Personal

Member of the ACC Academic Honor Roll in 2003-04...majoring in marketing...born Jason Thomas Berken on Nov. 27, 1983 in Green Bay, WI.

Berken's Career Stats

Overall																						
Year	ERA	W-L	APP	GS	CG	SHO/CBO	SV	IP	H	R	ER	BB	SO	AB	O/BA	WP	HBP	BK	PO	A	E	Fld%
2003	3.19	4-2	19	8	0	0/2	0	59.1	58	27	21	25	41	218	.266	9	3	1	4	11	1	.938
2004	2.53	5-1	10	10	0	0/1	0	46.1	30	18	13	18	40	166	.181	3	2	1	2	3	2	.714
Totals	2.90	9-3	29	18	0	0/3	0	105.2	88	45	34	43	81	384	.229	12	5	2	6	14	3	.870

ACC Regular Season																						
Year	ERA	W-L	APP	GS	CG	SHO/CBO	SV	IP	H	R	ER	BB	SO	AB	O/BA	WP	HBP	BK	PO	A	E	Fld%
2003	4.58	0-1	7	3	0	0/0	0	19.2	18	11	10	8	11	72	.250	3	1	0	3	1	1	.800
2004	0.00	2-0	4	4	0	0/0	0	20.0	8	4	0	8	15	67	.119	3	0	0	1	0	1	.500
Totals	2.27	2-1	11	7	0	0/0	0	39.2	26	15	10	16	26	139	.187	6	1	0	4	1	2	.714



#29 Adrian Casanova

C • R-R • 6-0 • 200 • *Sr. • 1VL

Miami, Florida
Florida International University



Reliable catcher who is good at blocking pitches in the dirt...handles

the pitching staff well...a solid bunter from the #9 spot in the batting order...fifth-year senior who is a good situational hitter and can put the ball on the ground to the right side when called upon...team co-captain in 2006 along with being one of the most respected players on the Tiger team, which returns all eight position starters in the field from a season ago...a career .224 hitter in over three seasons (125 games) at the collegiate level, which includes over two seasons at Florida International and one year at Clemson.

Casanova's Career Highs

Runs	3	many (2)	-----
Hits	3	many (2)	-----
Doubles	2	Duke	4/9/05
Homers	1	many (4)	-----
RBIs	4	many (2)	-----
Walks	1	many (10)	-----
Steals	0	-----	-----

Head Coach Jack Leggett on Casanova

"Adrian is one the key people coming back to this year's ballclub. He handles our pitching staff extremely well and has a lot of experience behind the plate managing the game. He can block balls in the dirt very well and handles the running game as well as any catcher in the conference. He is one of our

most valuable defensive players returning this season. He has a lot of collegiate experience in his fifth season. He is a great team player, and I think he is going to improve as an offensive player this season as well."



2005 (Red-Shirt Junior)

Drafted in the 44th round (1,315th overall pick) by the Detroit Tigers...hit .238 with four home runs, 27 RBIs, and 12 sacrifice bunts in 66 games (64 starts)...the 12 sacrifice bunts were third-most in a season in Clemson history...hit .316 with a team-best .571 batting average with runners in scoring position in 30 ACC regular-season starts...threw out 23 basestealers...hit his first home run as a Tiger at Auburn on Mar. 6...went 2-for-3 with two runs scored and an RBI at Maryland on Mar. 25...went 2-for-3 with two runs scored against #25 Coastal Carolina on Mar. 29...went 3-for-5 in the second game of a doubleheader at #6 Florida State on Apr. 3...went 2-for-3 with two doubles, three runs scored, and two RBIs against Duke on Apr. 9...went 2-for-3 with two runs scored against #4 South Carolina on Apr. 13...went 2-for-2 with a run scored against Virginia on Apr. 17...went 2-for-4 with three runs scored and a three-run home run at N.C. State on Apr. 23...went 2-for-2 with an RBI at Virginia Tech on May 8...went 2-for-4 with a two-run home run at Virginia Tech on May 9; he was 5-for-7 in the series...went 3-for-4 with a three-run home run and four RBIs at Wake Forest on May 14; he went 5-for-10 in the series...went 2-for-4 with a triple and four RBIs against #4 Miami (FL), his hometown team, on May 19.

Before Clemson

Played three seasons (2002-04) at Florida International, where he was coached by Danny Price...threw out 16 of 43 basestealers and had five sacrifice bunts during the 2004 season...hit .205 with two four doubles, two homers, and 14 RBIs in 41 games (32 starts) in 2004...in 2003, he played in only four games (two starts), and was 1-for-11 (.091)...as a true freshman in 2002, he was 4-for-13 (.308) in 14 games (two starts)...lettered three times in baseball at Miami Coral Park Senior High, where he was coached by Jose Novas.

Personal

His brother Gabby played baseball at Florida Atlantic in 2005...his father (Rolando) played baseball and was later an assistant coach at Florida International; he is now a scout in the Detroit Tigers' organization...his uncle (Humberto Acosta) played baseball at Miami (FL)...majoring in health science...born Adrian Casanova on May 6, 1983 in Miami, FL.

Casanova's Career Stats

Overall																			
Year	Avg	GP-GS	AB	R	H	2B	3B	HR	RBI	TB	Sig%	BB	HP	SO	GDP	OB%	SF	SH	SB
2002*	.308	14-2	13	0	4	0	0	0	1	4	.308	2	1	2	0	.438	0	0	0-0
2003*	.091	4-2	11	1	1	1	0	0	3	2	.182	2	0	3	1	.231	0	0	0-0
2004*	.205	41-32	112	12	23	4	0	2	14	33	.295	10	1	24	1	.274	1	5	0-2
2005	.238	66-64	168	31	40	5	1	4	27	59	.351	10	6	23	7	.303	1	12	0-0
Totals	.224	125-100	304	44	68	10	1	6	45	98	.322	24	8	52	9	.296	2	17	0-2

* - Florida International

ACC Regular Season

Year	Avg	GP-GS	AB	R	H	2B	3B	HR	RBI	TB	Sig%	BB	HP	SO	GDP	OB%	SF	SH	SB
2005	.316	30-30	79	16	25	4	1	3	21	40	.506	4	2	9	1	.365	0	4	0-0



Veteran Bios



#8 Brad Chalk

OF/LHP • L-L • 6-0 • 175 • So. • 1VL

Greer, South Carolina
Riverside High School

Speedy sophomore who showed good range in centerfield and

was in the #2 spot in the batting order most of the 2005 season as a freshman...great bunter who set the school record for sacrifice bunts in a season in 2005...classic slap hitter who puts the ball in play and beats out many infield hits...sets the table for the heart of the lineup...has not pitched on the mound since high school, but since Clemson has only one available lefthander with collegiate experience (sophomore Daniel Moskos), he figures to vie for innings out of the bullpen in 2006...rated as the 44th-best sophomore in the nation in the preseason and having the best outfield arm in the ACC by **Baseball America**...preseason first-team All-ACC by **SEBaseball.com**.

Chalk's Career Highs

Runs	4	Maryland	3/25/05
Hits	3	many (6)	-----
Doubles	2	Duke	4/9/05
Homers	0	-----	-----
RBIs	2	many (4)	-----
Walks	3	Elon	4/26/05
Steals	1	many (5)	-----

Head Coach Jack Leggett on Chalk

"Brad had a great year as a freshman in the 2005 season. He has gotten stronger and knows what his role is on this team. He consistently puts the ball in play and has an excellent feel for the bunt game. He is an outstanding defensive player in centerfield, and gets to the ball and gets it to the cut-off man as quick as anyone I have ever seen on the collegiate level. We are looking for him to hit in the #2 spot in the order, and set the table and move runners around the bases."

2005 (Freshman)

Freshman All-American by **Collegiate Baseball**...hit .350 with a .458 on-base percentage (both team-bests) in 64 games (54 starts, all in centerfield)...did not become the everyday starter until April, but ended the season leading the team in batting average after struggling at the plate in the first few weeks...scored 46 runs and walked 34 times with six hit-by-pitches compared to only 19 strikeouts in 200 at-bats...had a 13-game hitting streak in May...hit a team-best .375 in games away from home and .367 in night games...hit a team-best .400 in Clemson wins and .218 in Clemson losses...hit .375 with a .485 on-base percentage from the #2 spot in the batting order (Clemson was 33-12 when he started at the #2 spot)...had 22 multi-hit games...had 15 sacrifice bunts, most in a season in Clemson history and tied for the 11th-most in the nation...had a team-high 10 bunt singles...had five outfield assists and 108 putouts...went 2-for-5 with a two-run double against West Virginia at Myrtle Beach, SC on Feb. 18...went 2-for-2 off the bench at Auburn on Mar. 6...went 3-for-3 with two walks against Furman on Mar. 16...went 3-for-4 with four runs scored, a double, and an RBI at Maryland on Mar. 25...went 2-for-2 with a sacrifice bunt, a run scored, and two RBIs in the second game of a doubleheader at Maryland on Mar. 26; in the three-game series, he was 7-for-11 (.636)...went 2-for-3 with a stolen base and two walks in the second game of a doubleheader at #6 Florida State on Apr. 3...hit two doubles and had two RBIs against Duke on Apr. 9...went 3-for-5 with two runs scored and an RBI against Duke on Apr. 10...went 3-for-4 with a double and two runs scored against #4 South Carolina on Apr. 13...went 1-for-1 with three



walks against Elon on Apr. 26...went 3-for-5 at Virginia Tech on May 10...went 3-for-8 in Clemson's 17-14 victory in 11 innings at Wake Forest on May 14...had two hits in each of the four ACC Tournament games (8-for-17 overall) from May 25-28...played for Wilmington in the Coastal Plain League in the summer, where he hit .283 with 10 stolen bases in 138 at-bats (35 games)...rated as the 34th-best freshman in the nation and third-best newcomer in the ACC in the preseason by **Baseball America**.

Before Clemson

Lettered four times in baseball at Riverside High School, where he was coached by Chris Bates...named the 2004 South Carolina Gatorade Player-of-the-Year...All-America choice according to **Collegiate Baseball**...three-time all-state and four-time all-region selection...member of the South Carolina Select team...played on two state championship teams and four region title squads.

Personal

Member of the ACC Academic Honor Roll during the 2004-05 academic year...majoring in sport management...born Bradley William Chalk on Jan. 20, 1986 in Spartanburg, SC.



Chalk's Career Stats

Overall																			
Year	Avg	GP-GS	AB	R	H	2B	3B	HR	RBI	TB	Slg%	BB	HP	SO	GDP	OB%	SF	SH	SB
2005	.350	64-54	200	46	70	7	0	0	11	77	.385	34	6	19	2	.458	0	15	5-9
ACC Regular Season																			
Year	Avg	GP-GS	AB	R	H	2B	3B	HR	RBI	TB	Slg%	BB	HP	SO	GDP	OB%	SF	SH	SB
2005	.346	30-27	104	27	36	5	0	0	6	41	.394	15	4	7	1	.447	0	8	1-3
	A	E	Fld%																
	5	2	.983																



#43 Sean Clark

RHP • R-R • 6-1 • 190 • *Jr. • RS

Los Angeles, California
Chandler-Gilbert (Arizona) Community College



One of five Tigers from the West Coast...sat out the 2005 season at

Clemson due to a torn labrum and received a red-shirt, but has received praise from Head Coach Jack Leggett for his performance in the fall and will compete for innings out of the bullpen in 2006...throws a good breaking ball with solid control.

Head Coach Jack Leggett on Clark

"Sean is a righthanded pitcher who we redshirted last year coming off an injury. He can be a surprise for us this season because not too many people know much about him, but he has an excellent curveball and excellent control with great instincts on the mound. He has some experience at the junior college level and is going to be a great asset to this team."

2005 (Junior)

Red-shirted...rehabbed his shoulder after suffering a torn labrum in the fall of 2004.

Before Clemson

Played two seasons (2003,04) at Chandler-Gilbert Community College in Arizona, where he was coached by Doyle Wilson...had an 8-3 record on the mound and 2.62 ERA in 13 starts during the 2004 season; also had five complete games, 82 strikeouts against only 17 walks, and a .206 opponents' batting average in 86.0 innings pitched...played in the Arizona Junior College All-Star game and was a second-team all-conference selection during the 2004 season...played on the region championship team in 2003...lettered three times in baseball at Chaminade High School, where he was coached by Scott Drootin...member of the Mission League champions as a junior and senior.

West Coast Connection

Since **Nick Glaser** and **Ryan Riley** came to Clemson from the state of Washington in 2000, the Tigers have seen an influx of players from the West Coast. A total of 15 players from Washington and California have traveled across the country to don a Tiger uniform in the last seven seasons.

Player	Pos.	Year(s)	Hometown
Nick Glaser	RHP	2000,01	Wishkah, WA
Ryan Riley	2B/SS	2000,01	Seattle, WA
Josh Cram	RHP	2001	Edmonds, WA
Rob Ellis	LHP	2001	Lafayette, CA
Chad Coder	OF	2001,02	Redmond, WA
Aaron Trolia	RHP	2003	Tacoma, WA
Brady Everett	C	2003,04	Des Moines, WA
Bryan Yates	INF	2004	Sammamish, WA
Jesse Ferguson	OF	2004,05	Redmond, WA
Travis Storrer	OF/2B	2004-06	Mount Vernon, WA
Jorge Andrade, Jr.	INF	2005	San Diego, CA
Sean Clark	RHP	2005,06	Los Angeles, CA
Daniel Moskos	LHP	2005,06	Alta Loma, CA
Alex Burg	C	2006	Des Moines, WA
Jameson Smith	INF/C	2006	Fresno, CA

Personal

Member of the ACC Academic Honor Roll in 2004-05...majoring in economics...born Sean Kelley Clark on Apr. 24, 1984 in Los Angeles, CA.



#36 Stephen Clyne

RHP • R-R • 6-2 • 200 • *Jr. • 1VL

Parkland, Florida
American Heritage High School



Came on to be a reliable reliever in the 2005 season after having two

injury-plagued seasons...throws a sharp-breaking curveball...will be counted on as a stopper out of the bullpen in 2006.

Head Coach Jack Leggett on Clyne

"Stephen has an excellent breaking ball. When he gets going, he can really get on a roll. He needs to become more consistent, and when he's throwing well, he can really help this team win. I hope he can have a big year for us."

2005 (Red-Shirt Sophomore)

Had a 2-0 record with a 3.45 ERA and two saves in 19 relief appearances (28.2 innings pitched)...struck out 30 against 11 walks (three of which were intentional)...did not allow a home run or wild

pitch...only allowed five of 18 inherited runners to score...finished the game in 15 (team high) of his 19 appearances...pitched 2.1 perfect innings in relief with three strikeouts against East Carolina at Myrtle Beach, SC on Feb. 20; it was his first career outing...retired all three batters on strikeouts to record his first career save against #18 California-Irvine on Feb. 25...retired all four batters he faced, including two on strikeouts, against #9 North Carolina on Mar. 18...earned his first career win in a relief role against Duke on Apr. 10...struck out seven in 4.0 innings pitched in relief at N.C. State on Apr. 22...pitched 3.0 innings with four strikeouts to record the save against Elon on Apr. 26...earned the win in relief by retiring the only batter he faced against #6 Georgia Tech on Apr. 30.

2004 (Red-Shirt Freshman)

Entered the season coming off "Tommy John" surgery and did not appear in any games.

Clyne's Career Highs

Total IP	4.0	N.C. State	4/22/05
Scoreless IP	2.1	many (2)	-----
Hits	6	many (2)	-----
Runs	3	many (2)	-----
Earned Runs	3	Georgia	4/5/05
Walks	3	N.C. State	4/22/05
Strikeouts	7	N.C. State	4/22/05

2003 (Freshman)

Red-shirted...played for Florence in the Coastal Plain League in the summer.

Before Clemson

Set the American Heritage High record for career wins (21) and ERA (0.34) in a season...player-of-the-year for A, AA, and AAA as a senior...AAA all-state as a senior...led his team to the state finals and set a school record for wins (11)...Team One Showcase member as a junior...all-county and AAA all-state as a junior...had 10 wins and a 1.00 ERA as a junior, and struck out 60 in 49.0 innings pitched...lettered three times in baseball and twice in football...coached by Todd Fitzgerald.

Personal

Majoring in management...born Stephen Patrick Clyne on Sept. 22, 1984 in Fort Lauderdale, FL.

Clyne's Career Stats

Overall																						
Year	ERA	W-L	APP	GS	CG	SHO/CBO	SV	IP	H	R	ER	BB	SO	AB	O/BA	WP	HBP	BK	PO	A	E	Fld%
2005	3.45	2-0	19	0	0	0/1	2	28.2	29	13	11	11	30	110	.264	0	3	1	1	5	0	1.000
ACC Regular Season																						
Year	ERA	W-L	APP	GS	CG	SHO/CBO	SV	IP	H	R	ER	BB	SO	AB	O/BA	WP	HBP	BK	PO	A	E	Fld%
2005	4.61	2-0	9	0	0	0/1	0	13.2	18	9	7	6	14	57	.316	0	3	0	0	3	0	1.000





#21 Tyler Colvin

OF/1B • L-L • 6-3 • 190 • Jr. • 2VL

North Augusta, South Carolina
North Augusta High School



Junior outfielder and first baseman who has a "sweet" swing...has added

strength since his first two years...never played outfield until arriving at Clemson, but has been steady there...slated to be the everyday starter in left field...a career .285 hitter with seven homers, 32 doubles, 72 RBIs, and 16 steals in 117 games (96 starts)...has great athletic ability, including good speed.

Head Coach Jack Leggett on Colvin

"Tyler was one of our most improved players in the fall, and he has gotten a lot stronger. He has a chance to hit for more power this year, but his game is really as a slash hitter and hitting the ball into the gaps along with running aggressively on the bases. He's an excellent defensive player, and he has a good feel for the bunt game. He has the total package, and we look for him to have a great year."

2005 (Sophomore)

Hit .283 with 22 doubles, five homers, and 53 RBIs in 65 starts (63 in left field and two at first base) as the predominant cleanup batter (49 starts at that spot)...hit 18 of his doubles in the last 45 games...hit safely in 32 of the last 40 games, includ-

ing a 19-game hitting streak (where he was 31-for-78 (.397)) in April...hit .333 against lefties, .312 with runners on base, and .333 with runners in scoring position...had 18 multi-hit games and 15 multi-RBI games...had a team-high 12 stolen bases in 15 attempts...had six outfield assists...had the game-winning RBI on a fielder's choice in the ninth inning against #18 California-Irvine on Feb. 26...went 5-for-5 with a double and stolen base at Auburn on Mar. 4...went 2-for-4 with a triple and two runs scored at Auburn on Mar. 6; he went 8-for-12 in the three-game series...went 3-for-4 with an RBI at #4 South Carolina on Mar. 13...had the game-winning double in the seventh inning in a 1-0 win at Old Dominion on Mar. 22...hit a two-run homer at Old Dominion on

Mar. 23...hit two two-run doubles against #25 Coastal Carolina on Mar. 29...went 2-for-4 with two stolen bases against Duke on Apr. 9...hit a double, homer, and drove in three runs at Western Carolina on Apr. 12...had two hits, including a solo homer, against #4 South Carolina on Apr. 13...went 2-for-4 with a double, two runs scored, and the game-tying RBI in the bottom of the ninth inning against Virginia on Apr. 16...went 2-for-5 with an RBI double and an inside-the-park home run at #8 South Carolina on Apr. 20; he received the Bob Bradley Award as Clemson's MVP in the four-game series against South Carolina by going 7-for-18 with two homers and four RBIs...went 4-for-5 with a Clemson-record-tying three doubles, two runs scored, and three RBIs, including the go-ahead, RBI double in the seventh inning and game-tying, RBI double in the ninth inning; it was the 13th time in school history that a Tiger hit three doubles in a game, but the second time he accomplished the feat; he joined Khalil Greene (who did it three times) as the only Tigers in history to have multiple three-double games...saw

hit 19-game hitting streak come to an end against #6 Georgia Tech on May 1...went 3-for-5 with a double and four RBIs at Wake Forest on May 15...hit a go-ahead three-run homer against #4 Miami (FL) on May 21...hit a go-ahead, two-run

triple in the seventh inning against North Carolina A&T in the Clemson Regional on Jun. 3.

2004 (Freshman)

Hit .289 with two homers and 19 RBIs in 52 games (31 starts)...hit 10 doubles in just 128 at-bats...batted .345 in ACC regular-season games, second-best on the team...hit .359 with runners on base...hit a team-best .364 in day games...started three games at first base, 24 in left field, and four in right field...one of just two Tigers with at least two four-hit games...hit a team-tying-best .375 against top-25 ranked teams...was 2-for-4 with two walks and six RBIs with the bases loaded...Clemson was 20-4 when he had at least one hit...came off the bench and went 2-for-



3 with three RBIs against Elon on Mar. 23...batting #2 in the lineup for the first time, he went 2-for-4 against Wake Forest on Mar. 26...went 3-for-3 with an RBI against Maryland on Apr. 3...had three RBIs, including two in a crucial stage of the game on a single up the middle, against The Citadel on Apr. 20...tied a school record with three doubles against #24 Florida State on May 3; he also went 4-for-5 with two runs scored, three RBIs, and two stolen bases...went 4-for-4 with a double and his first career home run at #15 Georgia Tech on May 15...hit a two-run home run at Duke on May 20...hit a pinch-hit, run-scoring double against N.C. State in the ACC Tournament on May 28...played for Florence in the Coastal Plain League in the summer, where he hit .179 in 29 games (26 starts).

Before Clemson

All-state and all-region selection as a senior at North Augusta High...rated as the #1 player in South Carolina by the **High School Sports Report**...**Aiken Standard** Player-of-the-Year as a junior...earned **Augusta Chronicle** All-Area honors as a junior...won the pitching award as a junior...high school team placed second in the region with a 21-8 record and advanced to the fourth round of the upperstate playoffs...lettered three times in baseball at North Augusta High School...coached by Drew Hummel.

Personal

Majoring is management...pronounced COHL-vihn...born Tyler Eugene Colvin on Sept. 5, 1985 in Augusta, GA.

Colvin's Career Highs			
Runs	2	many (16)	-----
Hits	5	Auburn	3/4/05
Doubles	3	many (2)	-----
Homers	1	many (7)	-----
RBIs	4	many (2)	-----
Walks	2	North Carolina	5/26/04
Steals	2	many (2)	-----

Colvin's Career Stats

		Overall																		
Year	Avg	GP-GS	AB	R	H	2B	3B	HR	RBI	TB	Sig%	BB	HP	SO	GDP	OB%	SF	SH	SB	PO
2004	.289	52-31	128	21	37	10	0	2	19	53	.414	11	1	16	0	.350	0	3	4-5	103
2005	.283	65-65	258	51	73	22	2	5	53	114	.442	14	3	31	3	.323	4	1	12-15	89
Totals	.285	117-96	386	72	110	32	2	7	72	167	.433	25	4	47	3	.332	4	4	16-20	192

		ACC Regular Season																		
Year	Avg	GP-GS	AB	R	H	2B	3B	HR	RBI	TB	Sig%	BB	HP	SO	GDP	OB%	SF	SH	SB	PO
2004	.345	22-15	58	9	20	6	0	2	7	32	.552	3	0	4	0	.377	0	2	3-4	31
2005	.278	30-30	126	25	35	11	0	1	29	49	.389	2	3	14	3	.299	3	1	6-6	40
Totals	.299	52-45	184	34	55	17	0	3	36	81	.440	5	3	18	3	.323	3	3	9-10	71



#48 Josh Cribb

RHP • R-R • 5-10 • 190 • *Sr. • 3VL

Lake View, South Carolina
Lake View High School



Fifth-year senior righty who has excellent control and works fast on the mound...became the team's best hurler and a dominant pitcher in the late stages of 2005...has a 13-7 record, 3.65 ERA, and two saves, and has allowed just 45 walks against 174 strikeouts in 195.0 innings pitched (35 relief appearances and 17 starts) in three years...his 2.08 walks per nine innings pitched mark is second-best in school history and his 3.87 strikeout-to-walk ratio is also second-best...has never walked more than three batters in a game...opponents have stolen just nine bases in 21 attempts in his career...the only remaining member of Clemson's last College World Series team in 2002; he red-shirted and did not travel to Omaha.

Head Coach Jack Leggett on Cribb

"Josh was one of our top pitchers last year, and we look for him to do the same this year. He has excellent control and has really good command of his breaking pitches. He has the experience of pitching in big games, and we look for him to help take us to where we want to go this year. He is one of the most successful pitchers we have had at Clemson in a while."

2005 (Red-Shirt Junior)

Had an 8-5 record and 3.54 ERA in 15 starts and four relief appearances (team-high 109.1 innings pitched)...had two shutouts and three complete games, all in his last five starts...had 97 strikeouts against only 24 walks and a 4.04 strikeout-to-walk ratio (sixth-best in Tiger history)...received the Stowe Award, which goes to the team's Most Valuable Pitcher...earned the win in relief at #8 South Carolina on Apr. 20...pitched a six-hit shutout to earn the win at Virginia Tech on May 9; he allowed just one walk while striking out six in 9.0 innings pitched...named ACC Pitcher-of-the-Week thanks to his two outings at Virginia Tech and Wake Forest,

where he allowed just one run on nine hits in 12.0 innings, and earned two wins...earned the win against #4 Miami (FL) on May 20; he pitched 7.0 innings, allowing seven hits, two runs, and one walk while striking out nine; he earned ACC Pitcher-of-the-Week honors for the second week in a row...pitched a complete game six-hitter against #8 Miami (FL) in the ACC Tournament on May 26; he allowed one run and no walks with eight strikeouts to earn the win; he was named to the All-Tournament team as one of only two pitchers...pitched a two-hit shutout to earn the win against #22 College of Charleston in the Clemson Regional on Jun. 4; the Cougars, who easily led the nation in batting average entering the tournament, did not advance a runner past second base...named to the Clemson Regional All-Tournament team.

2004 (Red-Shirt Sophomore)

Had a 5-1 record with a 3.71 ERA in 19 relief appearances and one start...in 60.2 innings pitched, he allowed 15 walks and 49 hits (.222 opponents' batting average) with 58 strikeouts...pitched 4.0 shutout innings to earn his first career save at College of Charleston on Mar. 5...came in the game with Clemson trailing 4-1 against #6 South Carolina on Apr. 7 and pitched 5.0 scoreless innings to earn the win; he also allowed just two hits and no walks while striking out four...pitched 4.0 innings, allowing one hit, no runs, and no walks while striking out five to earn the save against Birmingham-Southern in the Athens Regional on Jun. 4...after giving up five runs in the fifth inning, he shut down the Bulldog bats the rest of the way to earn the win in the first game of a doubleheader at #10 Georgia in the Athens Regional on Jun. 6; he pitched 6.0 innings, allowing six hits and two walks while striking out five...named to the Athens Regional All-Tournament team as one of two pitchers; he had a save and win in two relief outings...played for Brewster in the Cape Code League in the summer.



2003 (Red-Shirt Freshman)

Had an 0-1 record and 3.96 ERA in 12 relief appearances and one start...struck out 19 against only six walks in 25.0 innings pitched...pitched 2.0 perfect innings at #2 Florida State on Apr. 13...pitched 2.1 innings in relief against Princeton in the Auburn Regional on May 31; he allowed no earned runs and no walks while striking out three...played for Florence in the Coastal Plain League in the summer.

2002 (Freshman)

Red-shirted.

Before Clemson

Only pitcher in the state to have a perfect 0.00 ERA as a senior...had 525 career strikeouts in 297.0 innings with an 0.88 ERA and 43-3 career record in four seasons at Lake View High...member of the 2001 North-South All-Star team...had a 13-0 record and 182 strikeouts in 93.0 innings as a senior...led team to four conference and four state titles...team held state record with 49 straight wins...was 11-0 with an 0.63 ERA in 71.0 innings as a junior...was 8-2 with a 1.60 ERA and 126 strikeouts in 73.0 innings as a sophomore...lettered four times in baseball and twice in basketball...coached by Kip Herlong.

Personal

Majoring in PRTM...four-time member of the ACC Academic Honor Roll, one of only seven Tigers in history to accomplish that feat...a student intern in the Clemson Sports Information Office in the spring, 2006 semester...married his high school sweetheart Ashley Price ('05 Clemson graduate) on December 31, 2005...born Josh William Cribb on Feb. 24, 1983.

Cribb's Career Highs				
Total IP	9.0	many (3)	-----	
Scoreless IP	9.0	many (2)	-----	
Hits	12	Baylor	6/12/05	
Runs	7	Baylor	6/12/05	
Earned Runs	6	many (3)	-----	
Walks	3	many (4)	-----	
Strikeouts	10	North Carolina	3/18/05	

Cribb's Career Stats

Overall																						
Year	ERA	W-L	APP	GS	CG	SHO/CBO	SV	IP	H	R	ER	BB	SO	AB	O/BA	WP	HBP	BK	PO	A	E	Fld%
2003	3.96	0-1	13	1	0	0/2	0	25.0	36	17	11	6	19	105	.343	0	4	1	0	4	0	1.000
2004	3.71	5-1	20	1	0	0/2	2	60.2	49	28	25	15	58	221	.222	2	1	0	1	9	1	.909
2005	3.54	8-5	19	15	3	2/0	0	109.1	119	47	43	24	97	425	.280	2	11	2	6	23	1	.967
Totals	3.65	13-7	52	17	3	2/4	2	195.0	204	92	79	45	174	751	.272	4	16	3	7	36	2	.956

ACC Regular Season																						
Year	ERA	W-L	APP	GS	CG	SHO/CBO	SV	IP	H	R	ER	BB	SO	AB	O/BA	WP	HBP	BK	PO	A	E	Fld%
2003	5.40	0-1	4	0	0	0/0	0	5.0	9	5	3	1	3	23	.391	0	0	0	0	0	0	-----
2004	6.89	1-1	6	1	0	0/0	0	15.2	20	14	12	5	14	63	.317	1	0	0	1	2	0	1.000
2005	3.56	4-2	10	8	1	1/0	0	60.2	66	27	24	13	56	236	.280	2	8	1	5	14	1	.950
Totals	4.32	5-4	20	9	1	1/0	0	81.1	95	46	39	19	73	322	.295	3	8	1	6	16	1	.957





#24 Andy D'Alessio

1B • L-R • 6-3 • 215 • Jr. • 2VL

Naples, Florida
Barron Collier High School

hits...hopes to provide power in the middle of the lineup a year after Kris Harvey was tied for second in the nation with 25 home runs...a career .303 hitter with 24 doubles, 19 homers, and 82 RBIs in 125 games (111 starts)...hitting .382 with six doubles and two home runs in 11 career NCAA Tournament games...rated as the best defensive first baseman in the ACC in the preseason by **Baseball America**.

Head Coach Jack Leggett on D'Alessio

"We look for Andy to have a big year. He was very productive last season with 60 RBIs. He has gotten many clutch hits for us in the past. I like to see him come up with men on base. He is an excellent defensive first baseman, and we look for him to be more consistent at the plate. When he does that, he is really going to turn the corner."

2005 (Sophomore)

Hit .276 with 14 doubles, 15 homers, and 60 RBIs in 65 games (60 starts, all at first base)...his 15 homers tied for third-most in the ACC...had 60 RBIs with only 58 hits, 30 of which went for extra bases...had a team-high

25 two-out RBIs...was 6-for-9 with two homers and 18 RBIs with the bases loaded...hit two homers, including his first career grand slam, and had six RBIs at Auburn on Mar. 6...hit a three-run double against Furman on Mar. 16...hit a long three-run homer to give the Tigers the lead against #9 North Carolina on Mar. 20...hit a long home run and had three RBIs in the second game of a doubleheader at Maryland on Mar. 26...went 3-for-5 with a double and two RBIs at Georgia on Apr. 5...hit a walkoff single against Virginia on Apr. 16; he also made a diving stop in the eighth inning to save a run...came off the bench and hit an opposite-field grand slam in his only at-bat against Wofford on Apr. 27...went 3-for-5 with a double, homer, and three RBIs against #6 Georgia

Tech on Apr. 29...went 2-for-4 with a long home run against #6 Georgia Tech on Apr. 30...went 3-for-4 with two homers, four RBIs, and a walk at Virginia Tech on May 8; he reached base in all five plate appearances...went 3-for-6 with a three-run homer, a double, four runs scored, and six RBIs at Wake Forest on May 14; he also made a game-saving play on a ball in the hole with two outs, the score tied, and the bases loaded in the ninth inning...hit a long solo homer and had two RBIs against #20 College of Charleston on May 17...went 2-for-3 with two doubles and two walks against North Carolina A&T in the Clemson Regional on Jun. 3...went 2-for-3 with a double, two runs scored, two walks, and a stolen base against #22 College of Charleston in the Clemson Regional on Jun. 4...went 3-for-3 with a double, homer, and three RBIs against Oral Roberts in the Clemson Regional on Jun. 5...named the Clemson Regional MVP along with earning unanimous Clemson Regional All-Tournament honors thanks to going 7-for-9 with four runs scored, four doubles, a homer, four RBIs, four walks, a hit-by-pitch, and a stolen base

in three games; his batting average (.778) and on-base percentage (.857) were the best of any player in the NCAA Regionals, while his four doubles tied for the most and 1.556 slugging percentage was second-

best...played for Hyannis in the Cape Cod League in the summer, where he hit .254 in 134 at-bats (37 games)...rated as the fourth-best prospect in the ACC for the 2006 draft, the best defensive first baseman in the ACC, and rated as the 17th-best sophomore in the nation in the preseason by **Baseball America**...preseason second-team All-ACC by SEBaseball.com.

2004 (Freshman)

Clemson's hottest hitter the second half of the season...hit .333 overall (third-best on the team) with 10 doubles, four homers, and 22 RBIs in 180 at-bats (60 games and 51 starts)...made a team-high 50 starts at first base...walked 35 times and had a



.440 on-base percentage...was fifth in the ACC in on-base percentage...hit safely in 24 of his last 27 starts, which included a 13-game hitting streak...led the team and was sixth in the ACC with a .371 batting average in ACC regular-season games...had a .483-on base percentage in ACC regular-season games, tops on the team and second-best in the ACC...hit .536 (15-for-28) against lefties, best on the team...hit his first career homer against Coastal Carolina on Mar. 16...went 3-for-4 with an RBI at Texas Tech on Mar. 20...had three hits and two runs scored against #6 South Carolina on Apr. 7...went 3-for-6 with a double and two RBIs against #24 Florida State on May 3...hit a two-run homer at #10 Georgia in the Athens Regional on Jun. 5.

Before Clemson

First-team All-American and first-team all-state selection at Barron Collier High School...**Baseball America** Preseason All-American prior to his senior season...member of three conference championship teams and one region title team...10th-round draft pick by the Reds...lettered four times in baseball and three times in football...coached by Ted Parsons.

Personal

Two-time member of the ACC Academic Honor Roll...majoring in sport management...pronounced duh-LEHS-ee-oh...born Andrew Anthony D'Alessio on Sept. 23, 1984 in Newark, NJ.

D'Alessio's Career Highs

Runs	4	Wake Forest	5/14/05
Hits	3	many (9)	-----
Doubles	2	North Carolina A&T	6/3/05
Homers	2	many (2)	-----
RBIs	6	many (2)	-----
Walks	3	many (2)	-----
Steals	2	N.C. State	5/28/04

D'Alessio's Career Stats

Overall																					
Year	Avg	GP-GS	AB	R	H	2B	3B	HR	RBI	TB	Sig%	BB	HP	SO	GDP	OB%	SF	SH	SB	PO	A
2004	.333	60-51	180	29	60	10	0	4	22	82	.456	35	0	47	5	.440	1	4	2-2	433	29
2005	.276	65-60	210	36	58	14	1	15	60	119	.567	29	2	61	4	.366	2	3	1-4	583	47
Totals	.303	125-111	390	65	118	24	1	19	82	201	.515	64	2	108	9	.401	3	7	3-6	1016	76

ACC Regular Season																					
Year	Avg	GP-GS	AB	R	H	2B	3B	HR	RBI	TB	Sig%	BB	HP	SO	GDP	OB%	SF	SH	SB	PO	A
2004	.371	22-20	70	10	26	3	0	2	12	35	.500	16	0	15	3	.483	1	0	0-0	172	11
2005	.271	29-27	96	20	26	5	1	7	30	54	.563	16	1	27	1	.377	1	1	0-1	258	24
Totals	.313	51-47	166	30	52	8	1	9	42	89	.536	32	1	42	4	.423	2	1	0-1	430	35



#3 Herman Demmink

3B • L-R • 5-10 • 185 • Sr. • 3VL

Midlothian, Virginia
Clover Hill High School



Hard-working infielder who has a .318 career batting average along with 30 doubles, eight homers, 84 RBIs, and 17 steals in 163 games (138 starts)...moved from second base, where he played during his first two years, to third base in 2005, and is slated to be the everyday starter there in 2006...became the everyday leadoff batter in 2005, but still has shown flashes of power...four-time winner of the Omaha Challenge, the team's offseason endurance and conditioning competition...four-time Dedication Award winner, which goes to the team's top strength performer as voted by teammates...team co-captain in 2006.

Head Coach Jack Leggett on Demmink

"Herman is an extremely hard worker and has been voted the most dedicated player four years in a row by his teammates by how hard he works in the weight room. He's a great athlete and has a lot of versatility in the infield. He started at third base last year, and we look for him to do that again this year. He bats in the leadoff spot, and knows that role very well. He is a great leader, and we look for him to have a great year for us."

2005 (Junior)

Hit .345 with 56 runs scored, 17 doubles, four homers, 41 RBIs, a .408 on-base percentage, eight sacrifice bunts, and nine steals in 65 games (63 starts, all at third base)...the eight sacrifice bunts tied for seventh-most in a season in school history...received the team's Dedication Award...had a 13-game hitting streak that ended in June...had 27 multi-hit games...was 5-for-7 with 11 RBIs with the bases loaded...hit two doubles and a two-run homer at Auburn on Mar. 4...went 4-for-6 with two runs scored, a double, a homer, and three RBIs in the first game of a doubleheader at Maryland on Mar. 26; his two-run double in the 13th inning was the game-winner...had two doubles in two at-bats and scored two runs in the second game of

a doubleheader at Maryland on Mar. 26; it capped off a day in which he went 6-for-8 with four runs scored, three doubles, a homer, and three RBIs...had three hits, including a leadoff home run, two runs scored, and two RBIs in the second game of a doubleheader at #6 Florida State on Apr. 3...went 4-for-5 with a double and three RBIs against Virginia on Apr. 15...went 3-for-5 with a key ninth-inning, two-out, RBI single and later scored the game-winning run in the ninth inning against #6 Georgia Tech on Apr. 30...had an 11-game hitting streak from April to May...went 3-for-5 with a double and two RBIs against #8 Miami (FL) in the ACC Tournament on May 26...named to the Clemson Regional All-Tournament team.

2004 (Sophomore)

Hit .270 with four homers, nine doubles, 29 RBIs, and six steals in 50 games (45 starts)...started 40 games at second base, two at third base, and three as the DH...was 4-for-6 with a grand slam and nine RBIs with the bases loaded...named an NSCA

Strength & Conditioning All-American...hit his first career home run, a two-run long ball, against Gardner-Webb on Mar. 3...had two hits, including an opposite-field homer, against #5 South Carolina on Mar. 7...went 3-for-4 with a double, three

runs scored, and three RBIs against Georgia on Mar. 31...had two hits, including a home run to lead off the game, against #6 South Carolina on Apr. 7...went 3-for-6 with a triple and two runs scored at #6 South Carolina on Apr. 14...received the Bob Bradley Award as Clemson's MVP in the four-game series against South Carolina; he was 7-for-15 with two homers and four RBIs...hit an RBI single and grand slam to drive in five runs at Duke on May 20...played for Chatham in the Cape Cod League in the summer.

2003 (Freshman)

Hit .330 with a .427 on-base percentage...started 30 games (16 as the DH, 13 at second base, and



one at shortstop) and appeared in 18 others...hit a team-best .457 with a .537 on-base percentage in ACC regular-season games...hit a team-best .348 with a .442 on-base percentage when in the starting lineup...slapped his first career hit to drive in a run in the second game of a doubleheader at #16 Auburn on Feb. 22...hit the go-ahead two-run single against Maine on Mar. 21...went 3-for-4 with two runs scored and two doubles along with hitting a crucial double in Clemson's seven-run ninth inning in game two of a doubleheader at #16 N.C. State on Mar. 29...had four hits and scored four runs at Maryland on Apr. 20...was 4-for-4 at Wake Forest on May 15...played for Keene in the NECBL in the summer.

Before Clemson

First-team all-state as a senior at Clover Hill High...district and region player-of-the-year as a senior...runnerup as the state's player-of-the-year as both a junior and senior...selected as district player-of-the-year, first-team all-state, and USA Today Honorable Mention Virginia Player-of-the-Year as a sophomore and junior...hit .481 with 20 steals as a junior, .500 with 16 steals as a sophomore, and .319 with 11 steals as a freshman...lettered four times in baseball, twice in basketball, and twice in track...coached by Tim Lowery.

Personal

Pronounced DEHM-ihnk...two-time member of the ACC Academic Honor Roll...majoring in economics...born Herman Demmink III on Sept. 21, 1983 in Hickory, NC.

Demmink's Career Highs				
Runs	3	many (2)	-----	
Hits	4	many (4)	-----	
Doubles	2	many (3)	-----	
Homers	1	many (8)	-----	
RBIs	5	Duke	5/20/04	
Walks	2	many (6)	-----	
Steals	2	many (2)	-----	

Demmink's Career Stats

Overall																							
Year	Avg	GP-GS	AB	R	H	2B	3B	HR	RBI	TB	Sig%	BB	HP	SO	GDP	OB%	SF	SH	SB	PO	A	E	Fld%
2003	.330	48-30	106	18	35	4	1	0	14	41	.387	15	3	16	0	.427	0	2	2-6	21	37	4	.935
2004	.270	50-45	174	34	47	9	1	4	29	70	.402	9	3	35	3	.316	1	4	6-6	67	101	14	.923
2005	.345	65-63	261	56	90	17	1	4	41	121	.464	26	3	45	5	.408	2	8	9-12	30	113	10	.935
Totals	.318	163-138	541	108	172	30	3	8	84	232	.429	50	9	96	8	.383	3	14	17-24	118	251	28	.929

ACC Regular Season																							
Year	Avg	GP-GS	AB	R	H	2B	3B	HR	RBI	TB	Sig%	BB	HP	SO	GDP	OB%	SF	SH	SB	PO	A	E	Fld%
2003	.457	19-12	46	9	21	3	1	0	7	26	.565	6	2	7	0	.537	0	0	0-2	7	4	0	1.000
2004	.263	20-20	76	11	20	3	0	1	10	26	.342	3	1	17	0	.300	0	3	4-4	21	38	5	.922
2005	.364	30-30	129	31	47	9	0	2	25	62	.481	10	1	21	2	.408	2	2	4-7	16	51	8	.893
Totals	.351	69-62	251	51	88	15	1	3	42	114	.454	19	4	45	2	.402	2	5	8-13	44	93	13	.913





#20 Stephen Faris

RHP • R-R • 6-1 • 190 • Jr. • 2VL

Richmond, Virginia
Tucker High School



Junior righthander who was used primarily as a long reliever and spot starter in 2004 and early on in 2005, but improved to become the Friday starter late in the 2005 season...will compete for a starting spot in the week-end rotation in 2006...control and competitive pitcher who must hit his spots to be effective...gets good movement on all his pitches...has a 7-7 record and 3.88 ERA in 139.0 innings pitched over 37 appearances (15 starts)...has 103 strikeouts against only 36 walks and has allowed just five home runs...his 2.33 walks per nine innings pitched mark is seventh-best in Tiger history and his 2.86 strikeout-to-walk ratio is 10th-best in Clemson history...preseason second-team All-ACC by SEBaseball.com.

Head Coach Jack Leggett on Faris

"Stephen is a righthanded pitcher who showed us some great things last year. He became very consistent down the stretch and pitched in some big games. He has a good feel for his breaking ball, and has great command of his fastball and changeup. He is a control-type pitcher that can sneak it by you and is a great competitor as well. He fields his position very well, and we look for him to pitch in many big games again this year. With him on the mound, we have a chance to win every time out."

2005 (Sophomore)

Second-Team All-ACC selection...had a 6-4 record and team-best 2.60 ERA (sixth-best in the ACC) along with a save in 10 starts and 10 relief appearances (97.0 innings pitched)...started the season in the bullpen, but moved into the weekend rotation late in the season...had three complete games, tied with Josh Cribb for the most by a Tiger since 1996 (Kris Benson (7) and Ken Vining (3)) and tied for the most in the ACC...had a .251 opponents' batting average and allowed only one homer...had 79

strikeouts against only 25 walks...had a team-best 2.54 ERA in games away from home...only allowed 11 walks with 54 strikeouts in 67.1 innings pitched over his 10 starts...in his 10 relief appearances, he had a 1.21 ERA and allowed only 18 hits (all singles) in 29.2 innings pitched...pitched 2.1 hitless and scoreless innings in relief against #18 California-Irvine on Feb. 27...recorded his first career save by pitching 2.0 scoreless and hitless innings with three strikeouts at Old Dominion on Mar. 22...earned the victory in relief by pitching 6.0 scoreless innings of two-hit ball in the first game of a doubleheader at Maryland on Mar. 26; he also struck out six and worked out of several jams in extra innings...pitched 4.0 scoreless innings in relief at #6 Florida State on Apr. 2; he also allowed just one hit and two walks while striking out six...pitched his first career complete game against Georgia on Apr. 6; he allowed five hits, one earned run, and three walks while striking out eight in 9.0 innings pitched...pitched a complete game five-hitter to earn the victory against #4 South Carolina on Apr. 13; he allowed two runs and

one walk while striking out seven; he became the first Tiger to pitch complete games in back-to-back starts since 2000 and the first Tiger to pitch a complete game against South Carolina since 1997; he earned ACC Pitcher-of-the-Week hon-

ors for his efforts...pitched a complete game to earn the victory at Wake Forest on May 13; he allowed six hits, one run, and one walk with five strikeouts...pitched 7.0 innings, allowing one earned run and no walks with five strikeouts to earn the victory against #4 Miami (FL) on May 19; he picked up the victory in a head-to-head matchup against Cesar Carrillo, who suffered his first collegiate loss in 25 decisions...did not factor in the decision, but struck out 10 batters against only one walk, and allowed just two runs in 6.2 innings pitched against North Carolina A&T in the Clemson Regional on Jun. 3...played for Falmouth in the Cape Cod League in the summer, where he had a 2-1 record with a 3.06 ERA.



2004 (Freshman)

Had a 1-3 record and 6.86 ERA in 12 relief appearances and five starts...allowed just 11 walks in 42.0 innings pitched...pitched 2.2 scoreless innings in relief at #5 South Carolina on Mar. 6...in his second career start, he pitched 6.0 innings, allowing two runs on five hits, to earn his first win against Georgia on Mar. 31...started the championship game in the second game of a doubleheader at #10 Georgia in the Athens Regional on Jun. 6...played for New Market in the Valley League in the summer; he had a 5-2 record with a 2.26 ERA in nine appearances (eight starts).

Before Clemson

Earned second-team all-state honors as a senior at Tucker High School...had an 8-2 record and 0.88 ERA in 48.0 innings pitched as a senior...struck out 71 against only 12 walks and had a .475 batting average as a senior...in four seasons, he was 30-9 with 229 strikeouts...played in the Virginia High School Coaches Association All-Star game as a senior...named the district and region player-of-the-year as a senior, and region player-of-the-year as a junior...named all-metro co-player-of-the-year and honorable mention all-state as a junior...lettered four times in baseball...coached by Will Hicks.

Personal

Member of the ACC Academic Honor Roll in 2004-05...community recreation management major...pronounced FAYR-ihs...born Stephen Wayne Faris on Jun. 30, 1984 in Richmond, VA.

Faris' Career Highs			
Total IP	9.0	many (3)	-----
Scoreless IP	6.0	Maryland	(1)3/26/05
Hits	11	Georgia Tech	4/29/05
Runs	8	Georgia Tech	4/29/05
Earned Runs	8	Georgia Tech	4/29/05
Walks	4	Maryland	(1)3/26/05
Strikeouts	10	North Carolina A&T	6/3/05

Faris' Career Stats

Overall																						
Year	ERA	W-L	APP	GS	CG	SHO/CBO	SV	IP	H	R	ER	BB	SO	AB	O/BA	WP	HBP	BK	PO	A	E	Fld%
2004	6.86	1-3	17	5	0	0/0	0	42.0	57	35	32	11	24	174	.328	4	5	0	7	12	1	.950
2005	2.60	6-4	20	10	3	0/1	1	97.0	89	36	28	25	79	355	.251	4	15	0	7	21	4	.875
Totals	3.88	7-7	37	15	3	0/1	1	139.0	146	71	60	36	103	529	.276	8	20	0	14	33	5	.904

ACC Regular Season																						
Year	ERA	W-L	APP	GS	CG	SHO/CBO	SV	IP	H	R	ER	BB	SO	AB	O/BA	WP	HBP	BK	PO	A	E	Fld%
2004	7.11	0-1	5	2	0	0/0	0	12.2	18	10	10	4	5	51	.353	0	1	0	4	5	0	1.000
2005	4.23	3-2	8	4	1	0/0	0	38.1	38	20	18	12	34	147	.259	2	4	0	3	12	2	.882
Totals	4.94	3-3	13	6	1	0/0	0	51.0	56	30	28	16	39	198	.283	2	5	0	7	17	2	.923



#42 Drew Fiorenza

RHP • R-R • 6-1 • 205 • Sr. • 1VL

Atlanta, Georgia
Middle Georgia College



Senior righthander and former junior college transfer who is a two-time

find that consistency level, and I believe he will this year."

2005 (Junior)


Drafted in the 45th round (1,348th overall pick) of the Major League draft by the Cleveland Indians...had a 2-1 record along with a 4.98 ERA

Major League draft selection...came on to be a valuable reliever late in the 2005 season...throws a sharp breaking ball...will be counted on out of the bullpen in 2006...performed well in the 2005 Fall Omaha Challenge; finished second among pitchers behind Jason Berken and had a team-best sled pull time of 33.7 seconds; also had the top time among pitchers in the agility circuit (102.8 seconds).

Fiorenza's Career Highs

Total IP	2.1	many (2)	-----
Scoreless IP	2.1	Wake Forest	5/15/05
Hits	5	Georgia	4/5/05
Runs	4	many (2)	-----
Earned Runs	4	many (2)	-----
Walks	3	Georgia	4/5/05
Strikeouts	4	Georgia	4/5/05

appearances at Doug Kingsmore Stadium...had a 1.46 ERA in 12 relief appearances during day games...had a 3.72 ERA during his 17 relief appearances...only allowed three of 11 inherited runners to score...finished 12 games, second-most on the team...earned his first victory as a Tiger by striking out the only batter he faced against #18 California-Irvine on Feb. 26...pitched 1.2 perfect innings in relief at Auburn on Mar. 6...pitched 2.0 scoreless innings in relief against Western Carolina on Apr. 19...earned his first save as a Tiger by pitching 2.1 scoreless innings, allowing one run and no walks with three strikeouts at Wake Forest on May 15...earned the victory in relief by pitching 1.1 scoreless innings against #4 Miami (FL) on May 21...pitched 0.2 hitless and scoreless inning in relief with a strikeout at #6 Baylor in the Waco Super Regional on Jun. 13...played for Wilmington in the Coastal Plain League in the summer, where he was 0-0 with a 6.75 ERA and a save in 12.0 innings pitched (seven relief appearances).



Head Coach Jack Leggett on Fiorenza

"Drew is one of those players that is on the edge of becoming a great pitcher at Clemson. He has to become more consistent with his fastball and his breaking ball. He is an extremely hard worker and a dedicated young man, and I look for a big year out of him. He has all the pitches to do it. He just has to



Before Clemson

Made 11 relief appearances for Hyannis in the Cape Cod League in 2004, where he had a 2.45 ERA...drafted in the 45th round by the New York Yankees in 2004...played one year at Middle Georgia College, where he was coached by Craig Young...GJCAA Region XVII First-Team All-Tournament team member; he pitched the winning game of the regional final by throwing a shutout and allowing only three hits...played for the East Central District champions and came in sixth place in the Junior College World Series...on the season, he was 4-1 with a 3.40 ERA and four saves along with 45 strikeouts in 38.0 innings pitched...drafted in 29th round by the Angels in 2003...played at Okaloosa-Walton (FL) College in 2003, where he was 3-1 with a 2.05 ERA in 22.0 innings pitched; that team was the state runner-up...lettered once at Westminster Academy in Fort Lauderdale, FL, where he was a 2002 Sun-Sentinel First-Team All-State and Miami Herald All-Broward County selection...coached by Rich Hoffman at Westminster Academy...also played at Woodward Academy in Atlanta, GA.

Personal

Member of the ACC Academic Honor Roll in 2004-05...majoring in accounting...born Andrew Charles Fiorenza on Jun. 24, 1984 in Atlanta, GA.

Fiorenza's Career Stats

Overall																						
Year	ERA	W-L	APP	GS	CG	SHO/CBO	SV	IP	H	R	ER	BB	SO	AB	O/BA	WP	HBP	BK	PO	A	E	Fld%
2005	4.98	2-1	18	1	0	0/0	1	21.2	26	13	12	15	23	87	.299	7	1	0	2	0	0	1.000
ACC Regular Season																						
Year	ERA	W-L	APP	GS	CG	SHO/CBO	SV	IP	H	R	ER	BB	SO	AB	O/BA	WP	HBP	BK	PO	A	E	Fld%
2005	6.75	1-0	7	0	0	0/0	1	9.1	13	7	7	6	9	39	.333	3	1	0	0	0	0	-----



Veteran Bios



#16 Ben Hall

2B/1B • R-R • 5-9 • 185 • Sr. • 1VL

Ormond Beach, Florida
Daytona Beach Community College

fields...can play either position on the right side of the infield...has an opportunity of starting as the designated hitter this season after the departure of 2005 first-team All-American Kris Harvey, the Tigers' only non-returning starter from a season ago...a career .321 hitter in two seasons at the Division I level (85 games (34 starts)), one of which was at Stetson in 2003...had a solid fifth-place finish among Clemson's fielders in the 2005 Fall Omaha Challenge.

Head Coach Jack Leggett on Hall

"Ben really improved and gave us a shot in the arm last season as an offensive player coming off the

One of the top pinch-hitters off the bench...has good power to all

bench. He has improved his game defensively and will help us a lot in the field this year as well as offensively as a designated hitter and a pinch-hitter. He is very valuable to this team in several different ways. He has a lot of confidence and experience at the collegiate level, and I see him getting some big hits for us this year."

Hall's Career Highs

Runs	1	many (7)	-----
Hits	2	many (2)	-----
Doubles	2	Maryland	2/3/26/05
Homers	1	Furman	3/16/05
RBIs	2	Wake Forest	5/14/05
Walks	1	many (4)	-----
Steals	0	-----	-----

2005 (Junior)

Hit .319 with five doubles, a triple, a home run, and nine RBIs in 47 at-bats and 37 games (three starts, including one start at first base and two starts as the designated hitter)...had three sacri-

fice flies...batted .429 with the bases empty...was 11-for-30 (.367) with a .633 slugging percentage as a pinch-hitter...was 6-for-13 (.462) against top-25 ranked teams...hit a pinch-hit home run, his first in a Tiger uniform, against Furman on Mar. 16...made a tremendous leaping, game-saving catch at second base in the 10th inning with the bases loaded, two outs, and the score tied in the first game of a double-header at Maryland on Mar. 26; Clemson went on to a 6-4 victory in 13 innings and eventually swept the series...came off the bench and belted two doubles in two at-bats in the second game of a doubleheader at Maryland on Mar. 26...hit a pinch-hit triple against #25 Coastal Carolina on Mar. 29...hit a pinch-hit, go-ahead, run-scoring single in the eighth inning at Georgia on Apr. 5...started the Tigers' eight-run sixth inning with a leadoff double against Duke on Apr. 8...led off the ninth inning with a pinch-hit, infield single thanks to his head-first slide into first base at #8 South Carolina on Apr. 20; his single led to Clemson tying the score and eventually winning the game by a score of 7-5...extended the ninth inning with a two-out, pinch-hit single up the middle with the Tigers trailing by two runs against #6 Georgia Tech on Apr. 30; Clemson went on to a dramatic 6-5 victory with a walkoff single by Taylor Harbin in the ninth inning...came off the bench for an injured Kris Harvey and went 2-for-5 with two RBIs and the go-ahead, two-run single in the ninth inning at Wake Forest on May 14...hit a pinch-hit double at #6 Baylor in the Waco Super Regional on Jun. 12...played for



Daytona in the Florida Collegiate Summer League, where he hit .200 in 75 at-bats (25 games); also named to the All-Star team.

Before Clemson

Played for New Market in the Valley League in the summer of 2004, where he hit .232 with three home runs and seven stolen bases in 38 games...played one year (2004) at Daytona Beach Community College; where he was coached by Tim Touma...second-team all-conference pick at Daytona Beach Community College...played one season (2003) at Stetson, where he hit .321 in 48 games, including 31 starts, and was named to the Atlantic Sun Conference All-Freshman team...started all three of the Hatters' games in the Atlanta (GA) Regional in 2003, as he was 2-for-11...coached by Pete Dunn at Stetson...lettered four times in baseball at Seabreeze High School, where he was coached by Anthony Campanella...FACA State All-Star selection as a senior...four-time all-state and all-district selection, and was named the district MVP during his senior season...his team was the runnerup in the state as a junior.

Personal

Member of the ACC Academic Honor Roll in 2004-05...majoring in sport management...born Benjamin David Hall on Aug. 9, 1983 in Johnson City, TN.



Hall's Career Stats

Overall																							
Year	Avg	GP-GS	AB	R	H	2B	3B	HR	RBI	TB	Slg%	BB	HP	SO	GDP	OB%	SF	SH	SB	PO	A	E	Fld%
2003*	.321	48-31	112	15	36	2	0	1	13	41	.366	6	3	15	4	.363	3	0	3-4	51	45	10	.906
2005	.319	37-3	47	7	15	5	1	1	9	25	.532	4	0	13	0	.352	3	0	0-0	14	4	2	.900
Totals	.321	85-34	159	22	51	7	1	2	22	66	.415	10	3	28	4	.360	6	0	3-4	65	49	12	.905

* - Stetson

ACC Regular Season

Year	Avg	GP-GS	AB	R	H	2B	3B	HR	RBI	TB	Slg%	BB	HP	SO	GDP	OB%	SF	SH	SB	PO	A	E	Fld%
2005	.300	22-2	30	5	9	4	0	0	7	13	.433	3	0	6	0	.333	3	0	0-0	2	4	2	.750



#4 Taylor Harbin

2B/SS • R-R • 5-9 • 180 • So. • 1VL

Travelers Rest, South Carolina
Travelers Rest High School



Sophomore second baseman who only stands 5'9", but has good power and great hand-eye coordination...had one of the best freshman seasons in Tiger history in 2005...very consistent with the glove and turns a quick double play...aggressive hitter...one of 120 players on the 2006 Wallace Award Watch List, which goes to the nation's top player...preseason first-team All-American by **Collegiate Baseball**...preseason first-team All-ACC pick by **Baseball America** and **SEBaseball.com**...rated as the 23rd-best sophomore in the nation in the preseason and the best defensive second baseman in the ACC by **Baseball America**.

Head Coach Jack Leggett on Harbin

"Taylor was one of the most outstanding freshmen we have had in the program in a long time. He has great work ethic and loves the game. He is an excellent defensive player and has great instincts at second base. Offensively, he is a true hitter that has some great savvy at the plate. He consistently puts the barrel of the bat on the ball and has outstanding hand-eye coordination skills that are very tough to teach. We are looking for a great sophomore season out of him."

2005 (Freshman)

One of the most-heralded freshmen in Clemson history...second-team All-American by **Collegiate Baseball**, becoming the first Tiger freshman to be named to an All-America first, second, or third team in history...first-team freshman All-American by **Baseball America** and freshman All-American by **Collegiate Baseball**...First-Team All-ACC selection, the first Clemson freshman named to the first team since 1997 (Ryan Mottl) and the first freshman position player since 1991 (Billy McMillon)...second-team All-Atlantic Region by ABCA...first-team All-ACC pick by **SEBaseball.com**...hit .343 with 64 runs scored, 94 hits, 28 doubles, four triples, 10 homers, and 63 RBIs in 66 starts, all at second base...led the team in runs scored, hits, doubles, and triples...his 28 doubles were the most by a Tiger freshman in his-

tory and the third-most in school history among all classes...the 28 doubles were the most in the ACC and the second-most in the nation...had 42 extra-base hits, eighth-most in Clemson history and the most by a freshman in school history...had a 12-game hitting streak in May...only struck out 25 times in 274 at-bats...had eight sacrifice bunts, tied for seventh-most in a season in Clemson history...the predominant #3 batter in the order...had a .974 fielding percentage, committing just nine errors in 340 chances...hit a team-best .391 with 14 doubles, six homers, and 30 RBIs in 30 ACC regular-season games...hit .396 with runners in scoring position...had a team-high 29 multi-hit games and 14 multi-RBI games...hit two doubles and scored the game-winning run in the ninth inning against #18 California-Irvine on Feb. 26...went 2-for-2 with a double and two RBIs against #18 California-Irvine on Feb. 27...went 3-for-4 with a double at Auburn on Mar. 5...was 2-for-6 with a double and three RBIs at Auburn on Mar. 6...went 2-for-5 with two runs scored and his first career homer at #4 South Carolina on Mar. 13...had two of Clemson's three hits, stole a base, and had seven assists and two putouts without an error against #9 North Carolina on Mar. 18...hit a double, a home run, and drove in two runs against #9 North Carolina on Mar. 19...went 3-for-5 with three runs scored, two doubles, and four RBIs at Maryland on Mar. 25...went 2-for-4 with two runs scored, a homer, and three RBIs in the second game of a doubleheader at Maryland on Mar. 26...hit a two-run homer and totaled three RBIs in just two at-bats against #25 Coastal Carolina on Mar. 29...went 3-for-5 with a two-run single in the second game of a doubleheader at #6 Florida State on Apr. 3...went 3-for-5 with two runs scored, an RBI, and two doubles at Georgia on Apr. 5...went 2-for-4 with a towering homer and three RBIs against Duke on Apr. 9...went 2-for-5 with a three-run homer and five RBIs against #4 South Carolina on Apr. 13...went 3-for-5 with a double and an RBI against Virginia on Apr. 15...went 3-for-4 with a double and three RBIs against Western Carolina on Apr. 19...went 5-for-5 with three homers, a triple, eight RBIs, and five runs scored at N.C. State on Apr. 23; he hit two three-run homers and a solo shot, as they came on three-

Harbin's Career Highs			
Runs	5	N.C. State	4/23/05
Hits	5	N.C. State	4/23/05
Doubles	3	Miami (FL)	5/21/05
Homers	3	N.C. State	4/23/05
RBIs	8	N.C. State	4/23/05
Walks	2	Virginia Tech	5/9/05
Steals	2	Coastal Carolina	2/19/05

19...went 3-for-5 with three runs scored, two doubles, and four RBIs at Maryland on Mar. 25...went 2-for-4 with two runs scored, a homer, and three RBIs in the second game of a doubleheader at Maryland on Mar. 26...hit a two-run homer and totaled three RBIs in just two at-bats against #25 Coastal Carolina on Mar. 29...went 3-for-5 with a two-run single in the second game of a doubleheader at #6 Florida State on Apr. 3...went 3-for-5 with two runs scored, an RBI, and two doubles at Georgia on Apr. 5...went 2-for-4 with a towering homer and three RBIs against Duke on Apr. 9...went 2-for-5 with a three-run homer and five RBIs against #4 South Carolina on Apr. 13...went 3-for-5 with a double and an RBI against Virginia on Apr. 15...went 3-for-4 with a double and three RBIs against Western Carolina on Apr. 19...went 5-for-5 with three homers, a triple, eight RBIs, and five runs scored at N.C. State on Apr. 23; he hit two three-run homers and a solo shot, as they came on three-



straight pitches; he became the 11th Tiger in history to hit three homers in a game; his 16 total bases broke the Clemson record of 15 that lasted for nearly 43 years; named ACC Player-of-the-Week thanks in part to that performance...had two hits, including a walkoff, two-run single with two outs in the ninth inning in Clemson's 6-5 win against #6 Georgia Tech on Apr. 30...went 3-for-5 with a double against #6 Georgia Tech on May 1...went 4-for-6 at Wake Forest on May 14...went 3-for-5 with two doubles and two runs scored at Wake Forest on May 15...hit a school-record-tying three doubles and was robbed of another on a diving catch at the fence against #4 Miami (FL) on May 21...was 2-for-4 with a home run against #18 N.C. State in the ACC Tournament on May 27...invited to the USA National Team trials in June...rated as the second-best newcomer in the ACC and the 17th-best freshman in the nation in the preseason by **Baseball America**.

Before Clemson

Lettered five times in baseball at Travelers Rest High, where he was coached by Brian McKittrick...set the state record for career home runs (52); actually broke the old record of 34 in his junior year..."Mr. Baseball" in South Carolina as a senior...all-state selection as a freshman, sophomore, junior, and senior.

Personal

Member of the ACC Academic Honor Roll in 2004-05...majoring in sport management...born Taylor Kent Harbin on Feb. 13, 1986 in Greenville, SC.

Harbin's Career Stats

Overall																							
Year	Avg	GP-GS	AB	R	H	2B	3B	HR	RBI	TB	Slg%	BB	HP	SO	GDP	OB%	SF	SH	SB	PO	A	E	Fld%
2005	.343	66-66	274	64	94	28	4	10	63	160	.584	12	1	25	4	.369	3	8	4-7	121	210	9	.974
ACC Regular Season																							
Year	Avg	GP-GS	AB	R	H	2B	3B	HR	RBI	TB	Slg%	BB	HP	SO	GDP	OB%	SF	SH	SB	PO	A	E	Fld%
2005	.391	30-30	128	33	50	14	1	6	30	84	.656	4	1	13	1	.414	0	6	1-3	59	98	5	.969



Veteran Bios



#30 Doug Hogan

C • R-R • 6-2 • 195 • *So. • 1VL

Columbia, South Carolina
Irmo High School

Reserve catcher who was primarily used as a late-inning replacement

for starting catcher Adrian Casanova in 2005, and will compete for the backup role in 2006.

Head Coach Jack Leggett on Hogan

"Doug is an extremely hard worker, and a dedicated and unselfish player who can help us this year. He has improved his defensive skills behind the plate. His arm has gotten much better and has become more consistent defensively. He is very tough mentally and physically, and we look for him to contribute in many ways this year to help this team win."

2005 (Red-Shirt Freshman)

Was 2-for-18 (.111) with an RBI in 18 games (one start at catcher)...had 27 putouts and three assists without an error...singled in his first career official at-bat against #18 California-Irvine on Feb. 27...played for Florence in the Coastal Plain League in the summer, where he hit .221 in 136 at-bats.

2004 (Freshman)

Red-shirted...played for Florence in the Coastal Plain League in the summer, where he hit .271.

Before Clemson

All-state and all-region as a senior at Irmo High...All-Region III-AAAA as a sophomore...named to the All-

Hogan's Career Highs

Runs	0	-----	-----
Hits	1	many (2)	-----
Doubles	0	-----	-----
Homers	0	-----	-----
RBIs	1	Coastal Carolina	3/29/05
Walks	0	-----	-----
Steals	0	-----	-----

Region III-AAAA basketball team as a junior...lettered three times in both baseball and basketball at Irmo High...coached by Ray Cannady.

Personal

Brother of former Tiger Patrick Hogan (2001-04), who had 18 career saves, third-most in Clemson history...his father (Mike) lettered in baseball at East Carolina (1973,74)...his grandfather (Leo Jenkins), who was chancellor at East Carolina from 1960-78, helped bring the Pirate athletic program into national prominence...his brother Matt played baseball at Lander...majoring in accounting...born Douglas Jenkins Hogan on Sept. 29, 1984 in Greenville, NC.

Hogan's Career Stats

Overall																							
Year	Avg	GP-GS	AB	R	H	2B	3B	HR	RBI	TB	Slg%	BB	HP	SO	GDP	OB%	SF	SH	SB	PO	A	E	Fld%
2005	.111	18-1	18	0	2	0	0	0	1	2	.111	0	1	5	1	.158	0	0	0-0	27	3	0	1.000

ACC Regular Season																							
Year	Avg	GP-GS	AB	R	H	2B	3B	HR	RBI	TB	Slg%	BB	HP	SO	GDP	OB%	SF	SH	SB	PO	A	E	Fld%
2005	.167	8-0	6	0	1	0	0	0	0	1	.167	0	0	2	1	.167	0	0	0-0	11	1	0	1.000



#50 Chris Howard

RHP • L-R • 6-4 • 200 • *So. • 1VL

Fort Wayne, Indiana
Concordia Lutheran High School

Tall sophomore righthander who became a sidearm pitcher in 2005

and will do the same in 2006 out of the bullpen.

Head Coach Jack Leggett on Howard

"Chris is a righthanded pitcher who throws down from the side, which gives us another wrinkle on the mound. He is a role-type, situational pitcher who is tough on righthanded hitters. We look for him to to pitch some quality innings, and his hard work is going to pay off."

2005 (Red-Shirt Freshman)

Had a 1-0 record and 3.86 ERA in five relief appearances (4.2 innings pitched)...did not walk a batter and had a strikeout...allowed five hits, all

singles...opponents were only 1-for-7 (.143) with runners on base...did not allow either of two inherited runners to score...pitched a scoreless inning in relief against East Carolina at Myrtle Beach, SC on Feb. 20; it was his first career outing...pitched 2.1 scoreless innings in relief to earn his first career win against Wofford on Apr. 27.

2004 (Freshman)

Red-shirted...played for Vermont in the NECBL in the summer, where he was 1-0 with a save and a 2.45 ERA in 16 relief appearances.

Before Clemson

Set the Concordia Lutheran High School record for victories in a season and career, and strikeouts in a career...named the senior athlete-of-the-year of his high school...earned all-conference honors in back-

Howard's Career Highs

Total IP	2.1	Wofford	4/27/05
Scoreless IP	2.1	Wofford	4/27/05
Hits	3	Wofford	4/27/05
Runs	1	many (2)	-----
Earned Runs	1	many (2)	-----
Walks	0	-----	-----
Strikeouts	1	Wofford	4/27/05

to-back seasons...named to the all-area team...set his high school's record for victories (12) in a season...selected to the all-conference team for basketball...a four-year, first-team all-conference selection in tennis...earned all-area honors on the hardcourt...attended the same high school as former two-time Tiger All-America pitcher Steve Reba (1999-02)...lettered four times in both baseball and tennis, and once in basketball at Concordia Lutheran High...coached by Dave Bohr.

Personal

His brother Adam was a member of the swimming team at Louisville...member of the ACC Academic Honor Roll during the 2004-05 academic year...majoring in English...born Christopher Dale Howard on Oct. 8, 1984 in New Haven, IN.

Howard's Career Stats

Overall																						
Year	ERA	W-L	APP	GS	CG	SHO/CBO	SV	IP	H	R	ER	BB	SO	AB	O/BA	WP	HBP	BK	PO	A	E	Fld%
2005	3.86	1-0	5	0	0	0/0	0	4.2	5	2	2	0	1	17	.294	1	2	0	0	2	0	1.000



#15 John Ingram

INF/OF • R-R • 6-1 • 200 • *Jr. • 2VL

Alpharetta, Georgia
Chattahoochee High School



Aggressive utility player and fourth-year junior who has shown the

he will certainly see more innings. He is one of those players that is right on the edge of being a very good one. He is a streak hitter, and when he gets going, he is tough to keep out of the lineup."

ability to hit home runs and come off the bench with clutch base hits...can play either corner infield spot and either corner outfield position...will compete for the starting designated hitter role...a career .246 hitter with four home runs and 21 RBIs in 61 games (28 starts)...had a solid second-place finish among Clemson's fielders in the 2005 Fall Omaha Challenge.

Ingram's Career Highs

Runs	2	many (2)	-----
Hits	3	Texas Tech	3/20/04
Doubles	1	many (6)	-----
Homers	1	many (4)	-----
RBIs	3	many (2)	-----
Walks	3	Florida State	5/3/04
Steals	1	many (2)	-----

Head Coach Jack Leggett on Ingram

"John is a hard worker and a very unselfish player who has some versatility. He can play some third or first, and is a strong hitter. With more consistency,

games...had a .400 on-base percentage with the bases empty...played for Weatherford in the Texas Collegiate League during the summer, where he hit .246 in 142 at-bats (39 games).



2004 (Red-Shirt Freshman)

Hit .271 with six doubles, four home runs, and 21 RBIs in just 96 at-bats at the plate in 42 games (26 starts)...started eight games at first base and 18 as the designated hitter...10 of his 21 RBIs (48 percent) came with two outs...was 5-for-13 (.385) with two doubles, two home runs, 10 RBIs, three walks, and a .500 on-base percentage as a pinch-hitter...hit .328 at Doug Kingsmore Stadium...hit .356 in the fifth spot of the batting order...hit .300 at the plate from the fourth inning on...started 13 games in a row from late March to early April...in his first plate appearance and first swing in his collegiate career, he hit a pinch-hit, three-run home run well over 400 feet to centerfield against Georgia Southern at Greenville, NC on Feb. 29...hit a pinch-hit home run against #7 Auburn on Mar. 13; it was only his third career at-bat...hit a solo home run against Coastal Carolina on Mar. 16; it was his third career homer in just his ninth career at-bat...hit a pinch-hit, RBI double at Texas Tech on Mar. 19...went 3-for-5 with a double and an RBI at Texas Tech on Mar. 20...made 14 putouts and had an assist against Elon on Mar. 24...had two hits, including an RBI single, to up his hitting streak to 11 games against Maryland on Apr.

2...had a 13-game hitting streak from Mar. 16 to Apr. 4...hit a pinch-hit, two-run single against The Citadel on Apr. 20...hit a two-run home run and walked three times against #24 Florida State on May 3...hit a pinch-hit, three-run double against Furman on May 11.

2003 (Freshman)

Red-shirted...played for Torrington in the NECBL in the summer.

Before Clemson

Lettered four times in baseball and twice in football at Chattahoochee High School...a Senior Team and Junior Team Georgia All-Star...all-region, all-city, and all-county selection during his junior and senior seasons...high school baseball teammate of former Tiger quarterback Charlie Whitehurst (2002-05)...coached by Tim Lemons at Chattahoochee High.

Personal

Majoring in marketing...two-time member of the ACC Academic Honor Roll...born John Aaron Ingram on Oct. 21, 1983 in Fort Worth, TX.

Ingram's Career Stats

Overall																							
Year	Avg	GP-GS	AB	R	H	2B	3B	HR	RBI	TB	Slg%	BB	HP	SO	GDP	OB%	SF	SH	SB	PO	A	E	Fld%
2004	.271	42-26	96	17	26	6	0	4	21	44	.458	12	1	28	1	.358	0	0	2-2	71	3	3	.961
2005	.136	19-2	22	1	3	0	0	0	0	3	.136	4	0	10	2	.269	0	0	0-0	19	2	1	.955
Totals	.246	61-28	118	18	29	6	0	4	21	47	.398	16	1	38	3	.341	0	0	2-2	90	5	4	.960

ACC Regular Season																							
Year	Avg	GP-GS	AB	R	H	2B	3B	HR	RBI	TB	Slg%	BB	HP	SO	GDP	OB%	SF	SH	SB	PO	A	E	Fld%
2004	.229	18-14	48	7	11	1	0	1	8	15	.313	7	0	12	0	.327	0	0	2-2	33	2	1	.972
2005	.000	8-0	7	0	0	0	0	0	0	0	.000	2	0	4	1	.222	0	0	0-0	7	0	0	1.000
Totals	.200	26-14	55	7	11	1	0	1	8	15	.273	9	0	16	1	.313	0	0	2-2	40	2	1	.977



Veteran Bios



#47 David Kopp

RHP • R-R • 6-3 • 190 • So. • 1VL

Margate, Florida
Coral Springs High School

Talented sophomore righthander who was used as a weekday starter

and weekend reliever as a freshman during the 2005 season...changes speeds well and likes to work fast on the mound...will be counted on as both a starter

and reliever during the 2006 season...one of six Tiger players from the state of Florida...rated as the 16th-best sophomore in the nation in the pre-season and the fourth-best prospect in the ACC for the 2007 draft in the pre-season by **Baseball****America**...performed well in the 2005 Fall Omaha Challenge; he had the top time among pitchers in the Hercules Hold (110 seconds).

Kopp's Career Highs

Total IP	7.0	Old Dominion	3/22/05
Scoreless IP	7.0	Old Dominion	3/22/05
Hits	8	College of Charleston	5/17/05
Runs	6	Winthrop	3/9/05
Earned Runs	5	Winthrop	3/9/05
Walks	4	Elon	4/26/05
Strikeouts	7	Elon	4/26/05

Head Coach Jack Leggett on Kopp


"David is one of those players that was sitting right on the edge last season of becoming an outstanding pitcher. We are just looking for that level of consistency to put himself in a position of understanding the responsibility of being one of our top pitchers. Once he puts it all together, he can be one of

the best pitchers we've had in a while. He has great command of his fastball, breaking ball, and changeup. We need to have a big year out of him on the mound."

2005 (Freshman)

Had a 4-3 record and

4.61 ERA along with a save in 22 appearances (seven starts, 15 relief appearances)...the seven starts were the fifth most on the team...allowed 66 hits and 26 walks with 46 strikeouts in 70.1 innings pitched; the 70.1 innings pitched were the most by a Tiger freshman since Jarrod Schmidt pitched 92.1 innings in the 2000 season...only hit three batters, therefore he allowed only 29 "free passes" during the entire season...had a solid .251 opponents batting average...allowed only four home runs; two of the home runs were solo shots and the other two were two-run home runs...allowed only three stolen bases in eight attempts...had one pickoff...held righthanded batters to a .235 batting average...threw 101 ground-ball outs compared to just 49 fly-ball outs...had a 3.86 ERA and did not allow a home run in 16.1 innings pitched during ACC regular-season games...held opponents to a .192 batting average with two outs, and a .204 batting average with runners on base and two outs...had a 3.89 ERA and .211 opponents' batting average in games away from home...Clemson was 6-1 in his seven starts on the mound...in 2.1 innings pitched in relief, he allowed one hit and one run while striking out four against Coastal Carolina at Myrtle Beach, SC on Feb. 19...in his first career start on the road, he earned the victory at Old Dominion on Mar. 22 by pitching 7.0 innings, allowing just two hits, no runs, and one walk while striking out two...earned the victory in a starting role against #25 Coastal Carolina on Mar. 29; he allowed six hits, two runs, and one walk with five strikeouts against #25 Coastal Carolina on Mar. 29...suffered a tough loss in the first game of a doubleheader at #6 Florida State on Apr. 3 despite



allowing just two runs, five hits, and one walk while striking out four in 6.0 innings pitched in relief...allowed three runs on four hits in 5.0 innings pitched in a starting role at #8 South Carolina on Apr. 20...allowed four hits with seven strikeouts in 6.0 innings pitched in a starting role to earn the victory against Elon on Apr. 26...pitched 3.0 scoreless innings in relief with four strikeouts against no walks against #6 Georgia Tech on Apr. 30...earned the victory in 6.0 innings of work in a starting role against #20 College of Charleston on May 17; was key in retiring Brett Gardner on a caught stealing; it was only one of five times in 43 stolen base attempts that Gardner was caught stealing during the entire season...earned his first career save by pitching 2.0 perfect innings against #4 Miami (FL) on May 21...pitched 5.2 innings in relief against Virginia in the ACC Tournament on May 28; he allowed two hits and no earned runs...rated as the ninth-best freshman in the nation in the pre-season by **Baseball America**.

Before Clemson

Lettered four times in baseball at Coral Springs High School, where he was coached by Frank Bumbales...First-Team **Sun-Sentinel** and **Miami Herald** All-County team selection.

Personal

Member of the ACC Academic Honor Roll in the 2004-05 academic year...majoring in community recreation management...born David Justin Kopp on Oct. 22, 1985 in Coral Springs, FL.



Kopp's Career Stats

Overall																						
Year	ERA	W-L	APP	GS	CG	SHO/CBO	SV	IP	H	R	ER	BB	SO	AB	O/BA	WP	HBP	BK	PO	A	E	Fld%
2005	4.61	4-3	22	7	0	0/1	1	70.1	66	43	36	26	46	263	.251	4	3	1	3	12	2	.882
ACC Regular Season																						
Year	ERA	W-L	APP	GS	CG	SHO/CBO	SV	IP	H	R	ER	BB	SO	AB	O/BA	WP	HBP	BK	PO	A	E	Fld%
2005	3.86	0-1	7	0	0	0/0	1	16.1	15	9	7	6	13	59	.254	3	1	0	0	1	0	1.000



#23 Tanner Leggett

SS/2B • R-R • 5-11 • 165 • *Jr. • 1VL

Clemson, South Carolina
Daniel High School



A solid defensive player in 2005 after having an injury-plagued first-two seasons at Clemson...has good range...has added considerable strength since first arriving at Clemson...will compete for playing time as a backup in the middle infield spots in 2006.

Head Coach Jack Leggett on Leggett

"Tanner has the versatility to play either shortstop or second base. He has been trying to overcome some shoulder injuries. He continues to work hard, and has excellent feet and hands. Every time he was inserted into a game last year, he did what he was asked to do. He takes a lot of pride in his fielding and his offensive game has picked up, and we look for him to provide some leadership on this team."

2005 (Red-Shirt Sophomore)

Was 4-for-11 (.364) with a run scored and two RBIs in 16 games off the bench...was not on the ACC Tournament roster or the Clemson Regional roster, but was on the Waco Super Regional roster...had three putouts and 12 assists without committing an error at shortstop and second base...was 3-for-7 against righthanders, 3-for-6 with runners on base, 2-for-4 with runners in scoring position, and 4-for-6 with two outs...had two putouts and 10 assists at

shortstop, and one putout and two assists at second base...had his first career hit, an RBI single, and scored a run at Auburn on Mar. 6...came off the bench and singled in his only at-bat against Furman on Mar. 16...hit a pinch-hit single against Virginia on Apr. 15...hit a pinch-hit, RBI single against Western Carolina on Apr. 19...as a late-inning substitution at second base, he made a key assist after fielding a ground ball up the middle in the ninth inning at #8 South Carolina on Apr. 20...made his first ACC road trip at N.C. State from Apr. 22-24.

2004 (Red-Shirt Freshman)

Did not play in any games, as he recovered from a shoulder injury...played for Spartanburg in the Coastal Plain League in the summer, where he hit .203 in 27 games (19 starts).

2003 (Freshman)

Red-shirted...had shoulder surgery in the summer.

Before Clemson

Lettered three times in baseball and twice in soccer at Daniel High...played on the national championship East Cobb AAU team after his freshman year and was a member of the all-tourney team...member of the national championship runnerup East Cobb team after his sophomore year...all-state in soccer as a senior and all-region as a junior.

Leggett's Career Highs

Runs	1	Auburn	3/6/05
Hits	1	many (4)	-----
Doubles	0	-----	-----
Homers	0	-----	-----
RBIs	1	many (2)	-----
Walks	0	-----	-----
Steals	0	-----	-----

Personal

Son of Head Coach Jack Leggett...member of the ACC Academic Honor Roll in 2004-05...majoring in marketing...born Tanner Jackson Leggett on Aug. 12, 1983 in Cullowhee, NC.



Leggett's Career Stats

Overall																							
Year	Avg	GP-GS	AB	R	H	2B	3B	HR	RBI	TB	Slg%	BB	HP	SO	GDP	OB%	SF	SH	SB	PO	A	E	Fld%
2005	.364	16-0	11	1	4	0	0	0	2	4	.364	0	1	3	0	.417	0	0	0-0	3	12	0	1.000
ACC Regular Season																							
Year	Avg	GP-GS	AB	R	H	2B	3B	HR	RBI	TB	Slg%	BB	HP	SO	GDP	OB%	SF	SH	SB	PO	A	E	Fld%
2005	.250	7-0	4	0	1	0	0	0	0	1	.250	0	0	1	0	.250	0	0	0-0	2	8	0	1.000



#40 Alex Martin

LHP • L-L • 6-1 • 185 • *Fr. • RS

Charlotte, North Carolina
Providence High School



the bullpen in 2006...will be counted on in 2006 due to the fact that he is only one of three active lefties on the squad, as sophomore Chris Fidrych and red-shirt freshman William Bond are out this season due to injury...has added strength in the weight room since his first season (2005) in the program.

Red-shirt freshman lefthander who will compete for innings out of

Head Coach Jack Leggett on Martin

"Alex is a lefthanded pitcher who has improved and gotten stronger after red-shirting last season. He has a good feel for both his changeup and breaking ball. He showed really good location on his fastball during the fall and is one of those crafty lefthanded pitchers who has a chance to help this team win games on the mound. We are excited about how far he has come along since he stepped on campus in 2004."

2005 (Freshman)

Red-shirted...played for Florence in the Coastal Plain League in the summer, where he was 0-2 with a 5.13 ERA and a save in 26.1 innings pitched (14 relief appearances)...allowed only four extra base hits (three doubles and one home run) during the season...Florence finished the season with a 30-26 record.

Before Clemson

Lettered three times (2002-04) in baseball at Providence High School, where he was coached by Danny Hignight.

Personal

Member of the ACC Academic Honor Roll during the 2004-05 academic year...majoring in travel & tourism...born Alexander Miles Martin on Feb. 16, 1986 in Fort Lauderdale, FL.



Veteran Bios



#41 Daniel Moskos

LHP • R-L • 6-2 • 205 • So. • 1VL

Alta Loma, California
Damien High School

One of five Tiger players from the West Coast and one of three Californians on the 2006 squad...hard-throwing sophomore lefthander who was an asset as a reliever from day one as a freshman...played a prominent role on the pitching staff during his freshman season of 2005...will be counted on in the 2006 season due to the fact that he is only one of three active lefties on the squad, as sophomore Chris Fidrych and red-shirt freshman William Bond are out this year due to injury...only returning active lefthanded pitcher on the 2006 squad that appeared in a game in 2005.

Moskos' Career Highs

Total IP	2.2	Georgia Tech	5/1/05
Scoreless IP	2.2	Georgia Tech	5/1/05
Hits	4	N.C. State	4/22/05
Runs	3	Georgia Tech	4/29/05
Earned Runs	2	Georgia Tech	4/29/05
Walks	2	Coastal Carolina	3/30/05
Strikeouts	4	Duke	4/8/05

Head Coach Jack Leggett on Moskos

"Daniel is a sophomore lefthanded pitcher that can handle a number of different roles for this team. He can pitch in both relief and at the end of games, he can situationally pitch, and he can also start. He has a good fastball and strong breaking ball. His level of consistency is going to improve this season

after he worked extremely hard on and off the field during the offseason."

2005 (Freshman)

Had a 2-2 record and 5.40 ERA in 21 relief appearances (16.2 innings pitched)...third on the



squad in appearances and second on the club in relief appearances...totaled 15 strikeouts on the season...had eight strikeouts against only two walks in eight relief appearances during ACC regular-season contests...had a 2-1 record and 3.97 ERA in 14 relief appearances at Doug Kingsmore Stadium...allowed only five extra base hits, including three doubles, one triple, and one home run...allowed just one stolen base...held leadoff batters to a .250 batting average...had a 1.29 ERA and .192 opponents' batting average in 7.0 innings pitched in the eighth inning, and a 1.80 ERA and .200 opponents' batting average in 5.0 innings pitched in the ninth inning; therefore had a 1.50 ERA and .196 opponents' batting average in the eighth and ninth innings combined...only allowed more than one walk in one of his 21 relief appearances on the mound...appeared in four of the team's first six games of the season...picked up the win in relief by retiring the only batter he faced against #18 California-Irvine on Feb. 25; he did so against a school that is only 50 miles from his hometown of Alta Loma, CA...pitched a scoreless inning at Maryland on Mar. 25...pitched a scoreless ninth inning in the second game of a doubleheader at Maryland on Mar. 26...pitched a scoreless inning against #25 Coastal Carolina on Mar. 30...pitched 2.0 hitless and scoreless innings in relief with four strikeouts against Duke on Apr. 8...pitched 0.2 innings of scoreless and hitless ball against Virginia on Apr. 16...pitched the final 2.0 innings, allowing no runs, one hit, and no walks with three strikeouts against Wofford on Apr. 27...pitched 2.2 scoreless innings in relief with two strikeouts against #6 Georgia Tech on May 1...re-

tired the only batter he faced and earned the victory against North Carolina A&T in the Clemson Regional on Jun. 3...played for Cotuit in the Cape Cod League during the summer, where he had a 3-4 record with a 3.82 ERA and one save in 33.0 innings pitched (11 appearances and four starts)...the 15 relief appearances were second most on the team...only allowed 30 hits and one home run, and had a .234 opponents' batting average...had 31 strikeouts against 15 walks...finished four games for the Kettleers...Cotuit finished in second place in the Western division standings with a record of 22-19-3...Cotuit teammate of Tennessee outfielder Julio Borbon, Florida State lefthander Barret Browning, Louisiana State lefthander Clay Dirks, Georgia Tech lefthander Tim Ladd, Southern California outfielder Roberto Lopez, and Notre Dame righthander Jeff Manship.

Before Clemson

Lettered twice in baseball at Damien High School, where he was coached by Rob Verdi...had a 1.70 ERA, 95 strikeouts, and a .200 opponents' batting average in 65.0 innings pitched during his senior season...named a San Gabriel Valley and Inland Valley All-Star selection as a senior at Damien High School...member of the All-Southern California team during his senior season.

Personal

Pronounced MAH-skohs...majoring in health science...born Daniel Ross Moskos on Apr. 28, 1986 in Greenville, SC.



Moskos' Career Stats

Overall																						
Year	ERA	W-L	APP	GS	CG	SHO/CBO	SV	IP	H	R	ER	BB	SO	AB	O/BA	WP	HBP	BK	PO	A	E	Fld%
2005	5.40	2-2	21	0	0	0/1	0	16.2	24	12	10	13	15	71	.338	2	2	2	0	3	0	1.000
ACC Regular Season																						
Year	ERA	W-L	APP	GS	CG	SHO/CBO	SV	IP	H	R	ER	BB	SO	AB	O/BA	WP	HBP	BK	PO	A	E	Fld%
2005	4.50	0-1	8	0	0	0/1	0	8.0	13	5	4	2	8	34	.382	1	0	1	0	2	0	1.000



#5 Travis Storrer

OF • L-R • 6-1 • 195 • Sr. • 2VL

Mount Vernon, Washington
Edmonds Community College



Senior rightfielder who has been very consistent...has an accurate arm

from the outfield...one of five Tigers from the West Coast...team co-captain in 2006...a career .331 hitter with 28 doubles, 13 homers, and 76 RBIs in 119 starts...enters 2006 on a 10-game hitting streak and hitting safely in 29 of the last 30 games...preseason second-team All-ACC by SEBaseball.com.

Head Coach Jack Leggett on Storrer

"Travis has had two good offensive years, and I think this year is going to be special for him. He has gotten stronger and has become a leader as one of our captains. He is poised to have a big year offensively. He has as consistent a swing as anyone on our team, and has a chance to hit for power. He plays an excellent right field with an accurate arm."

2005 (Junior)

Second-team All-ACC pick by SEBaseball.com...hit

.346 with 15 doubles, two triples, six homers, 43 RBIs, and a .412 on-base percentage in 66 starts (all in right field)...had 27 walks and six sacrifice bunts...had eight outfield assists and 84 putouts without an error...hit .431 with runners on base and

.421 with runners in scoring position, both team-bests...started and batted second, third, fourth, fifth, sixth, and seventh in the lineup at least once...had 23 multi-hit games...had a 19-game hitting streak from April to May; he hit .425 during the streak...finished the season on a 10-game-hitting streak and hit safely in 29 of the last 30 games...had two hits, including a go-ahead, two-run double at #4 South Carolina on Mar. 13...had two hits, including a double, and three RBIs at Maryland on Mar. 25...went 3-for-4 with a double, two runs scored, and two RBIs against #25 Coastal Carolina on Mar. 30...had two hits, including a double and a solo homer, along with two RBIs against #4 South Carolina on Apr. 13...went 2-for-3 with a double and two

RBIs against #6 Georgia Tech on Apr. 29...went 3-for-4 with a triple and two RBIs against #6 Georgia Tech on May 1; he was 6-for-11 (.545) in the series...went 3-for-5 with a double, homer, three runs scored, and two RBIs at Virginia Tech on May 8...saw his 19-game hitting streak end against #4 Miami (FL) on May 21...hit a two-run homer against Virginia in the ACC Tourney on May 28...named to the Clemson Regional All-Tournament team...went 3-for-4 at #6 Baylor in the Waco Super Regional on Jun. 13...played for Bellingham in the WCCBL in the summer, where he hit .250 in 76 at-bats (21 starts).

2004 (Sophomore)

Hit .315 with 49 runs scored, 13 doubles, seven homers, and 33 RBIs in 53 games (all starts)...only made four errors while starting 25 games at second base, a team-high 25 in right field, and three as the DH...had 22 multi-hit games, tied for second-most on the team...hit .382 with runners in scoring position...made 42 putouts and had one assist without committing an error in the outfield...named to

both postseason all-tournament teams, as he was 17-for-43 (.395) with a team-high 13 runs scored, five doubles, three homers, and 14 RBIs in nine games...had two hits, including a two-run homer (his first as a Tiger), at East Carolina

on Feb. 28...had two hits, including a homer, and scored three runs against #7 Auburn on Mar. 12...had his 12-game hitting streak come to an end at Texas Tech on Mar. 21...missed 12 games from late March to early April due to a finger injury...hit a double, single, and scored two runs at #6 South Carolina on Apr. 14...drove in the tying run with a two-out bunt single in the seventh inning and scored the winning run in the ninth inning after starting the rally with a single against N.C. State on Apr. 23...hit two doubles and scored two runs against #24 Florida State on May 3...bounced the game-winning, walkoff single over the shortstop in the ninth inning against Charleston Southern on May 5...had his first career three-hit game against #24 Central Florida on May 7...went



4-for-6 with two doubles and three RBIs against #5 Georgia Tech in the ACC Tournament on May 27...went 3-for-5 with a double and two runs scored against #20 North Carolina in the ACC Tournament on May 28...All-ACC Tournament pick who was 10-for-20 (.500) with seven runs scored, three doubles, and four RBIs in four games...hit a double, three-run homer, scored three runs, and had four RBIs in the first game of a doubleheader at #10 Georgia in the Athens Regional on Jun. 6...named to the Athens Regional All-Tournament team, as he had six runs scored, two doubles, three homers, and 10 RBIs in five games...played for Chatham in the Cape Cod League in the summer.

Before Clemson

Played on the NWAACC title team at Edmonds (WA) Community College in 2002...coached by Donnie Marbut at Edmonds Community College...earned team MVP honors at Mount Vernon High as a junior and senior...all-area and all-league pick as a sophomore, junior, and senior...member of the AAA state basketball title team as a junior...lettered four times in baseball, three times in tennis, and twice in basketball at Mount Vernon High...coached by Pat Swapp in high school.

Personal

His father Dave played baseball at Western Washington...member of the ACC Academic Honor Roll in the 2003-04 academic year...majoring in sport management...born Travis Keith Storrer on Oct. 2, 1983 in Mount Vernon, WA.

Storrer's Career Highs				
Runs	4	Wake Forest	5/14/05	
Hits	4	Georgia Tech	5/27/04	
Doubles	2	many (2)	-----	
Homers	1	many (13)	-----	
RBIs	4	Georgia	(1)6/6/04	
Walks	2	many (5)	-----	
Steals	1	many (5)	-----	

Storrer's Career Stats

Overall																							
Year	Avg	GP-GS	AB	R	H	2B	3B	HR	RBI	TB	Slg%	BB	HP	SO	GDP	OB%	SF	SH	SB	PO	A	E	Fld%
2004	.315	53-53	216	49	68	13	2	7	33	106	.491	19	2	31	5	.376	0	2	5-6	81	77	4	.975
2005	.346	66-66	243	46	84	15	2	6	43	121	.498	27	2	43	2	.412	2	6	0-2	84	8	0	1.000
Totals	.331	119-119	459	95	152	28	4	13	76	227	.495	46	4	74	7	.395	2	8	5-8	165	85	4	.984

ACC Regular Season																							
Year	Avg	GP-GS	AB	R	H	2B	3B	HR	RBI	TB	Slg%	BB	HP	SO	GDP	OB%	SF	SH	SB	PO	A	E	Fld%
2004	.254	16-16	63	10	16	3	2	0	3	23	.365	6	0	7	4	.319	0	1	1-1	27	20	3	.940
2005	.321	30-30	106	23	34	6	1	2	17	48	.453	13	2	20	1	.402	1	3	0-1	40	5	0	1.000
Totals	.296	46-46	169	33	50	9	3	2	20	71	.420	19	2	27	5	.372	1	4	1-2	67	25	3	.968



Veteran Bios



#6 Stan Widmann

SS • R-R • 6-0 • 185 • So. • 1VL

Hurst, Texas
L.D. Bell High School

shortstop as a freshman during the 2005 season...expected to be the everyday starter at shortstop again in 2006 and provide a spark in the bottom half of the Tiger batting order...has shown a strong arm from the left side of the infield and has also shown flashes of power...has exhibited a good work ethic both on the field in practice and in the weight room to keep his body in top shape...from the Fort Worth, TX suburb of Hurst and is the first Clemson baseball player from the state of Texas in 12 years...rated as the 32nd-best sophomore in the country in the preseason by **Baseball America**.



Sophomore who stepped in and became the everyday starter at

Head Coach Jack Leggett on Widmann

"Stan gave us some great innings last season as a freshman shortstop. He has excellent feet with an explosive body, and he also has great range. He has a strong arm, and is going to be more consistent for us both defensively and offensively. He has really improved his offensive game as well. We look for him to have an outstanding season in 2006. He played nearly every game last year at shortstop, which shows how much confidence the team has in him."

Widmann's Career Highs

Runs	3	many (2)	-----
Hits	3	many (4)	-----
Doubles	1	many (7)	-----
Homers	1	many (4)	-----
RBIs	3	many (2)	-----
Walks	2	Baylor	6/12/05
Steals	1	many (7)	-----

2005 (Freshman)

Batted .289 with seven

doubles, four home runs, and 25 RBIs in 66 starts (all at shortstop)...had a team-high five sacrifice flies, seven sacrifice bunts, and six bunt singles...had seven stolen bases in eight attempts; the seven steals were third most on the team...had 205 assists, 102 putouts, and 25 errors for a .925 fielding percentage...committed just four errors and had a .973 fielding percentage in 30 ACC regular-season games...hit a combined .357 in the first three innings...hit .347 with the bases empty...hit .324 in 32 games at Doug Kingsmore Stadium...batted .330 against top-25 ranked teams...hit .319 in non-conference regular-season games...hit .316 in six NCAA Tournament games and .313 in 10 postseason contests...hit .303 in 42 games against NCAA Tournament teams...went 3-for-4 against #18 California-Irvine on Feb. 26...went 3-for-4 with an RBI at Auburn on Mar. 5...went 3-for-4 with a double and an RBI against Furman on Mar. 16...went 3-for-5 with two bunt singles and two runs scored in the second game of a doubleheader at #6 Florida State on Apr. 3...had a team-season-tying-high seven assists against Duke on Apr. 9...went 2-for-4 with two runs scored and his first career home run against Duke on Apr. 10...went 2-for-3 with two RBIs, including the game-tying, RBI single in the sixth inning, against Virginia on Apr. 15...went 2-for-3 with a triple at #8 South Carolina on Apr. 20...scored three runs and stole home against Elon on Apr. 26...went 2-for-4 with a home run, three RBIs, and three runs scored against #6 Georgia Tech on Apr. 29...went 2-for-3 with two runs scored against #4 Miami (FL) on May 19...hit a two-run home run against #8 Miami (FL) in the ACC Tournament on May 26...had three RBIs



against North Carolina A&T in the Clemson Regional on Jun. 3...went 2-for-4 with the go-ahead two-run single with the bases loaded in the seventh inning at #6 Baylor in the Waco Super Regional on Jun. 11...went 2-for-3 with a hit-by-pitch at #6 Baylor in the Waco Super Regional on Jun. 13; he was 4-for-9 with a .583 on-base percentage in three games against the team from his nearby hometown of Hurst...played for Euless in the Texas Collegiate League during the summer, where he batted .239 in 109 at-bats (32 games)...rated as the fifth-best newcomer in the ACC and the 14th-best freshman in the country during the preseason by **Baseball America**.

Before Clemson

Lettered four times in baseball at L.D. Bell High School, where he was coached by Paul Gibson...played in an All-America game in Albuquerque, NM after his senior season...all-state selection as a senior...chosen to play in the inaugural AFLAC All-American High School Baseball Classic in Fort Myers, FL prior to his senior season.

Personal

Majoring in sport management...first Tiger baseball player from the state of Texas since 1993 (the last was Scott Melzer, who was from Midland, TX)...born Stanley Ray Widmann on Aug. 25, 1985 in Fort Worth, TX.

Widmann's Career Stats

Overall																							
Year	Avg	GP-GS	AB	R	H	2B	3B	HR	RBI	TB	Slg%	BB	HP	SO	GDP	OB%	SF	SH	SB	PO	A	E	Fld%
2005	.289	66-66	232	36	67	7	1	4	25	88	.379	17	1	54	10	.333	5	7	7-8	102	205	25	.925
ACC Regular Season																							
Year	Avg	GP-GS	AB	R	H	2B	3B	HR	RBI	TB	Slg%	BB	HP	SO	GDP	OB%	SF	SH	SB	PO	A	E	Fld%
2005	.257	30-30	109	20	28	3	0	3	12	40	.367	7	0	25	4	.294	3	4	2-2	46	92	4	.972



#31 P.J. Zocchi

RHP • R-R • 5-11 • 205 • *So. • 1VL

Bronx, New York
Iona Prep School



Played in the 2005 season as a red-shirt freshman despite appearing in three games on the mound in 2004 as a true freshman, as his season was cut short due to an arm injury...has experience as both a starter and reliever...has a 1-0 career record and 4.85 ERA in seven appearances (four relief appearances and three starts) in a total of 13.0 innings pitched...has a career opponents' batting average of .265, allowing 13 hits...will compete for innings as a midweek starter and out of the bullpen in 2006...one of three Tiger righthanders from the Northeast region of the United States.

Head Coach Jack Leggett on Zocchi

"P.J. is a righthanded pitcher who has a chance to give us some quality innings this season, whether it be as a starter or reliever. He is very unselfish and works hard away from the field. He has excellent control of his fastball and breaking ball, and has a good feel for his changeup. He is one those players that has pitched well in big games, and I think if he can continue to get stronger and work hard, he can pitch many valuable innings for us this year."

2005 (Red-Shirt Freshman)

Had a 1-0 record and 5.14 ERA in four appearances (two starts)...had a .231 opponents' batting average in 7.0 innings pitched...held righthanded batters to a .176 batting average...held opponents to a .182 batting average with the bases empty...had a 1.42 ERA in 6.1 innings pitched at Doug Kingsmore Stadium...allowed all four of his runs in the third inning, as he did not allow a run in the first, second, sixth, or seventh innings...in a scheduled short start, he pitched 2.0 scoreless innings of one-hit ball to earn the victory against Western Carolina on Apr. 19...in his first career outing against an ACC team, he pitched 1.1 scoreless innings against #6 Georgia Tech on May 1...played for Keene in the NECBL in the summer, where he was 3-2 with a 3.35 ERA in 43.0 innings pitched (eight starts).

2004 (Freshman)

Made two relief appearances and one start before his season came to an end with an arm injury against Gardner-Webb on Mar. 3...he figured to be one of the team's most reliable righthanders out of the bullpen until the early-season injury...in 6.0 innings pitched over three appearances, he allowed seven hits, three runs, and two walks while striking out

Zocchi's Career Highs

Total IP	3.0	many (2)	-----
Scoreless IP	3.0	Georgia Southern	2/29/04
Hits	5	Gardner-Webb	3/3/04
Runs	3	many (2)	-----
Earned Runs	3	many (2)	-----
Walks	2	many (3)	-----
Strikeouts	5	Georgia Southern	2/29/04

seven...in two relief appearances, he allowed no runs, two hits, and no walks while striking out five in 4.0 innings pitched...pitched 3.0 scoreless innings in relief, allowing one hit and no walks while striking out five against Georgia Southern at Greenville, NC on Feb. 29.

Before Clemson

Had a 25-0 career record and 0.63 ERA on the mound at Iona Prep School...named the **New York NewsDay** Athlete/Player-of-the-Year as a senior...First-Team New York City and First-Team Westchester during his senior season...received the Westchester Scholastic Sports Award during his senior season...named MVP of the Goodwill Games in 1999...led Iona Prep School to a 28-2 overall record in his senior season...lettered four times in baseball...coached by Fred Gallo.

Personal

His mother Susan played basketball at Dominican...member of the ACC Academic Honor Roll in 2003-04...pronounced ZAH-chee...majoring in financial management...born Peter James Zocchi on Jun. 19, 1985 in Bronx, NY.

Zocchi's Career Stats

Overall																						
Year	ERA	W-L	APP	GS	CG	SHO/CBO	SV	IP	H	R	ER	BB	SO	AB	O/BA	WP	HBP	BK	PO	A	E	Fld%
2004	4.50	0-0	3	1	0	0/1	0	6.0	7	3	3	2	7	23	.304	1	0	0	0	2	0	1.000
2005	5.14	1-0	4	2	0	0/0	0	7.0	6	4	4	6	3	26	.231	3	1	0	0	1	0	1.000
Totals	4.85	1-0	7	3	0	0/1	0	13.0	13	7	7	8	10	49	.265	4	1	0	0	3	0	1.000

ACC Regular Season																						
Year	ERA	W-L	APP	GS	CG	SHO/CBO	SV	IP	H	R	ER	BB	SO	AB	O/BA	WP	HBP	BK	PO	A	E	Fld%
2005	13.50	0-0	2	0	0	0/0	0	2.0	4	3	3	3	2	9	.444	1	1	0	0	1	0	1.000

Clemson Tiger Sports Network

Clemson Baseball will be broadcast over the airways in 2006 thanks to **Don Munson** and the Clemson Tiger Sports Network. The official Clemson sports network has broadcast a regular-season baseball package since 1991, and postseason games since the mid 1970s.

The Clemson Tiger Sports Network will broadcast 36 regular-season games this year. It will broadcast all 30 ACC games, the four games against South Carolina, and both games against Georgia. The network will also broadcast all postseason contests.

The broadcasts will begin 15 minutes prior to the start of each game, and will have comments and strategies from Head Coach **Jack Leggett**.

Additionally, WCCP-FM (104.9) in Clemson will broadcast the other 20 regular-season games. **Dan Scott** will handle the play-by-play duties. For a complete list of games on the radio, see page 1.



Don Munson, play-by-play baseball announcer, is in his third year with Tiger baseball. Munson rejoined the network in 2003 after serving for several years as network host in the mid-to-late 1990s. He has also served as the play-by-play announcer for Appalachian State and UNC Asheville basketball, while also calling Western Carolina football and basketball games.

Munson (44) was the sports director at WATA-AM in Boone, NC from 1984-87, and was later the sports director at WHKP-AM in Hendersonville, NC. He is currently the play-by-play announcer for Lady Tiger basketball. The 1984 Appalachian State graduate is married to the former Elizabeth Ann Justus. The couple has a daughter, Michelle (14).

CTSN Baseball Affiliates

City	Station	Frequency
Charleston, SC	WQSC	1340 AM
Clemson, SC	WCCP	104.9 FM
Clinton, SC	WPCC*	1410 AM
Columbia, SC	WOIC*	1230 AM
Columbia, SC	WZMJ	93.1 FM
Gaffney, SC	WAGI*	105.3 FM
Greenwood, SC	WHZQ*	94.1 FM
Hartsville, SC	WHSC	1450 AM

* - airs partial schedule; Note: Flagship station in **bold**.

CTSN Contact Information

All correspondence concerning network clearances, advertising, and formatting should be directed to **Don Williams** via phone at (864) 654-5544.



Rookie Bios



#28 Chris Allen

RHP • R-R • 6-3 • 205 • Jr. • JC
DuBoistown, Pennsylvania
Lake-Sumter (Florida) Community College



Junior college transfer who will push for innings out of the bullpen in his first year in the Tiger program.

Head Coach Jack Leggett on Allen: "Chris is a talented righthanded pitcher with a good arm, and has a chance to be a very good pitcher with some more experience. We have to keep him healthy. He has a great feel for his pitches. He also has some junior college experience, so I think he can help us out as time goes on."

Before Clemson: Drafted in the 45th round as a catcher by the Florida Marlins in 2004...member of the Suncoast All-Stars (sophomore showcase) in Lakeland, FL in 2004...Academic All-Suncoast Conference selection in 2004 at Lake-Sumter (FL) Community College, where he played for two seasons and was coached by Mike Matulia...First-Team Mid-Penn pitcher and catcher as a senior at South Williamsport High School...Mid-Penn Pitcher-of-the-Year as a junior and senior...First-Team Mid-Penn pitcher as a junior...member of the district champions as a junior...lettered four times in baseball, three times in basketball, and three times in golf at South Williamsport High, where he was coached by Shawn Finn.

Personal: His brother Matthew is a sophomore shortstop at Clarion in Pennsylvania...majoring in economics...born Christopher James Allen on Dec. 4, 1984 in Williamsport, PA.



#12 Wilson Boyd

OF • L-L • 5-8 • 160 • Fr. • HS
Hickory, North Carolina
Hickory High School



Scrappy freshman outfielder who will compete for innings in a backup role in 2006.

Head Coach Jack Leggett on Boyd: "Wilson can play any of three outfield positions and has a chance to be a strong offensive player. I like his ability on the bases, and I like his instincts with the bunt game. He has great speed and handles the bat really well. As he gets stronger, he will be an excellent player here at Clemson."

Before Clemson: Louisville Slugger All-American as a senior at Hickory High School...all-state selection as a junior and senior...all-region pick as a sophomore, junior, and senior...earned all-conference honors as a freshman, sophomore, junior, and senior...played in the North Carolina-South Carolina All-Star game...MVP of the Senior Games as a senior...conference player-of-the-year as a senior...had a career batting average of .438...lettered four times in baseball and once in football at Hickory High, where he was coached by David Craft.

Personal: Majoring in pre-business...born Wilson Andrew Boyd on Dec. 28, 1986 in Charlotte, NC.



#13 Alex Burg

C • R-R • 5-11 • 205 • Fr. • HS
Des Moines, Washington
Mount Rainier High School




Freshman catcher who will compete with Doug Hogan for the backup role behind starting catcher Adrian Casanova...one of five Tigers from the West Coast.

Head Coach Jack Leggett on Burg: "Alex has a chance to be an outstanding player as a catcher. He can also play some infield positions. I like his versatility and I like the way he swings the bat. He has a strong, accurate arm, and with more experience, he will be an excellent player for us."

Before Clemson: State player-of-the-year and league MVP as a senior at Mount Rainier High School...first-team all-state as a senior...first-team all-league catcher and pitcher as a junior and senior...his team made the state playoffs

four times...lettered three times in baseball at Mount Rainier High, where he was coached by Darren Rawie.

Personal: Major is undeclared...born Alexander Musashi Burg on Aug. 9, 1987 in Seattle, WA.



#45 Ryan Hinson

LHP • L-L • 6-2 • 230 • Fr. • HS
Rock Hill, South Carolina
Northwestern High School



Freshman lefthander who will be counted on to contribute in 2006.

Head Coach Jack Leggett on Hinson: "Ryan is a lefthanded pitcher who has a chance to be really good. He had a good fall and became more consistent, and he got in much better condition. He has a good fastball and a good feel for his changeup, it's just a matter of him putting it all together. I really see good things in the future for him."

Before Clemson: Named Region Player-of-the-Year as a senior at Northwestern High School...all-region selection three times...Upperstate Player-of-the-Year as a junior and senior...earned team MVP honors twice...had a 10-0 record and 0.37 ERA as a senior...member of the South Carolina Select team...played in the CABA World Series and Select Games, where he was the team MVP...lettered five times in baseball at Northwestern High, where he was coached by Mitch Walters.

Personal: Majoring in sport management...born Ryan Marshall Hinson on May 12, 1987 in Rock Hill, SC.



#19 Casey Keen

OF • R-R • 5-10 • 175 • Fr. • HS
Covington, Louisiana
Fountainbleau High School



Freshman native of Louisiana who will vie for playing time in the outfield.

Head Coach Jack Leggett on Keen: "Casey is a freshman outfielder that walked on to our program. With more experience and work on his hitting, he has a chance to be a good player here at Clemson. He has the possibility of red-shirting this year to gain some valuable experience. He has great work ethic and loves the game."

Before Clemson: Originally signed with Tulane, but the aftermath of Hurricane Katrina led him to Clemson...lettered four times in baseball, three times in football, and once in basketball at Fountainbleau High School, where he was coached by Steven Lebbett.

Personal: Majoring in political science...born Casey Lane Keen on Mar. 27, 1987 in Covington, LA.



#9 D.J. Mitchell

OF/RHP • R-R • 6-1 • 155 • Fr. • HS
Rural Hall, North Carolina
North Forsyth High School



Versatile freshman who showed great speed in the outfield and on the bases in the fall...also has a chance to pitch on the mound.

Head Coach Jack Leggett on Mitchell: "D.J. is an excellent athlete than can play the outfield and can also pitch. He runs extremely well and understands that he needs to improve in the bunt game to take advantage of his speed. He improved greatly as a hitter in the fall. Pitching-wise, he has a chance to be something special. He has a great arm and can really run the ball down in the outfield."

Before Clemson: Three-time all-conference selection at North Forsyth High School...played in the North Carolina East-West game as a senior...member

of the Impact Showcase Select team...his team was 33-7 in conference play over four years and won the last three league titles...lettered four times in baseball and two times in basketball at North Forsyth High, where he was coached by Jamie Lowe.

Personal: Majoring in sport management...born William Douglas Mitchell, Jr. on May 13, 1987 in Winston-Salem, NC.



#46 Steve Richard

RHP • R-R • 6-2 • 225 • Jr. • TR
Billerica, Massachusetts
University of Maine



Experienced collegiate righthander in his first year at Clemson after transferring from Maine, where he made 26 starts and five relief appearances during the 2004 and 2005 seasons...slated to compete for the closer role in 2006 after turning heads during fall practice...rated as the fifth-best newcomer in the ACC in the preseason by **Baseball America**.

Head Coach Jack Leggett on Richard: "Steve is a great addition to our baseball program after transferring from Maine. He has a chance to be our closer. He has a great fastball with very good control, and he has a couple of good breaking pitches. He is one of those players who is very competitive on the mound and has very high expectations of himself. He is going to help this team win."

Before Clemson: Played the 2004 and 2005 seasons at Maine, where he was 13-3 with a 2.49 ERA in 31 appearances (26 starts) and 170.0 innings pitched over those two years...coached by Paul Kostocopolous at Maine...was 9-1 with a 2.07 ERA and 90 strikeouts in 100.0 innings pitched in 2005...was 4-2 with a 3.09 ERA and 63 strikeouts in 70.0 innings pitched in 2004...earned the win by pitching 6.2 scoreless innings in the 2005 Oxford Regional against Southern Mississippi; he earned Oxford Regional All-Tournament team honors for his efforts on the mound...played for Chatham in the Cape Cod League in the summer of 2005, where he was 3-2 with a 2.54 ERA in 46.0 innings pitched (eight starts)...lettered at Malden Catholic High School, where he was coached by Steve Freher.

Personal: Pronounced rih-SHAHRD...majoring in economics...born Steven Michael Richard, Jr. on Mar. 7, 1985 in Medford, MA.

Richard's Overall Stats

Year	ERA	W-L	G-S	CG	SHO	SV	IP	H	R	ER	BB	SO
2004*	3.09	4-2	15-11	1	0	0	70.0	58	29	24	38	63
2005*	2.07	9-1	16-15	1	1	0	100.0	88	34	23	44	90
Total	2.49	13-3	31-26	2	1	0	170.0	146	63	47	82	153

* - Maine



#25 Jameson Smith

INF/C • L-R • 5-11 • 175 • Fr. • HS
Fresno, California
Clovis West High School



Versatile freshman from California who can play any in-field position and at catcher...one of five Tigers from the

West Coast.

Head Coach Jack Leggett on J. Smith: "Jameson is a lefthanded hitter who has some versatility defensively. He hit the ball well in the fall. He can catch, play third, or play first. He has to get a little more consistent in all that he does, and once he figures that out, he can be a really good player here at Clemson."

Before Clemson: City and County All-Star selection at Clovis West High School...lettered three times in baseball at Clovis West High, where he was coached by Tim Thiessen.

Personal: Major is undeclared...born Jameson Daniel Smith on Oct. 9, 1986 in Bakersfield, CA.



#35 Marquez Smith

INF • R-R • 5-9 • 200 • Jr. • JC
Ocala, Florida
Daytona Beach Community College



Skilled hitter who is a leading candidate to fill the designated hitter role vacated by Kris Harvey...will also compete for playing time at third base...was one of the team's top hitters in fall practice.

Head Coach Jack Leggett on M. Smith: "Marquez is one of the great additions to this incoming class. He is a righthanded hitter that has quick wrists. He also has some great versatility in the field on defense. I see him getting into the lineup as an offensive player as a designated hitter and at third base. I also see him being valuable at the plate in the middle of our order, providing some power."

Before Clemson: Played for Daytona in the Florida Collegiate Summer League in 2005, where he hit .284 in 116 at-bats (31 starts); also named to the All-Star team...played in the Florida Junior College All-Star game during the 2005 campaign after playing the season at Daytona Beach Community College...named conference player-of-the-year and a first-team all-state selection in 2005...played for the conference champions in the 2005 season at Daytona Beach Community College, where he was coached by Tim Touma...lettered three times in baseball at Forest High School, where he was coached by Wayne Yancey.

Personal: Pronounced mahr-KWEHZ...majoring in psychology...born Marquez Jamal Smith on Mar. 20, 1985 in Panama City, FL.



#22 Matt Vaughn

RHP • R-R • 6-2 • 195 • Fr. • HS
Summerville, South Carolina
Summerville High School



Freshman righthander who will compete for innings in 2006...has a good mental makeup.

Head Coach Jack Leggett on Vaughn: "Matt is a very competitive freshman as a righthanded pitcher. He is coming off an arm injury in high school, and we think that once he becomes healthy, he has a chance to be a really good one. His mental makeup is off the charts. He's got toughness, leadership, and consistency. He is one of those players that has a tremendous competitive spirit."

Before Clemson: An all-state selection and a member of the state championship squad in his sophomore season at Summerville High School...lettered four times in baseball and four times in football at Summerville High, where he was coached by Burt Bazzle...attended the same high school as Steven Jackson (2001-04), another tall righthander from Summerville, SC who played baseball at Clemson and wore #22.

Personal: Majoring in PRTM...born Matthew Harold Vaughn on Jun. 13, 1986 in Warner Robins, GA.


Student Support Staff



Zac Ramey
Equipment Manager
1st Season
Jr. • Kings Mountain, NC



Patrick Middleton
Equipment Manager
1st Season
Jr. • Gilbert, SC



Pat Hassell
Trainer
1st Season
Gr. • Miami, FL



Injured Reserve Bios



#33 William Bond

LHP • R-L • 5-11 • 175 • *Fr. • RS

Lawrenceville, Georgia
Greater Atlanta Christian School



Red-shirt freshman lefthander from the Atlanta, GA area who is out

during the 2006 season due to an arm injury...hopes to rehab and return at full strength for the 2007 season.

Head Coach Jack Leggett on Bond

"William is a lefthanded pitcher who will red-shirt this season due to an arm surgery. He can be a very good pitcher for Clemson in the future when he fully recovers from his injury. If he continues to work hard in his rehabilitation, good things will happen for him in the future."

2005 (Freshman)

Red-shirted...played for Keene in the NECBL in the summer, where he was 0-0 with an 0.93 ERA in 9.2 innings pitched (four relief appearances).

Before Clemson

Lettered four times in baseball at Greater Atlanta Christian School, where he was coached by Cliff Shelton...threw a school-record four no-hitters and five one-hitters...member of the state runnerup team as a junior.

Personal

Major is undeclared...born William Alan Bond on Dec. 12, 1985 in Columbia, SC.

Atlanta-Area Tigers

Since **Jack Leggett** was named head coach prior to the 1994 season, 13 players from the Atlanta, GA area have suited up for the Tigers, including Major Leaguers **Kris Benson** and **Shane Monahan**. Atlanta is a hot-bed of baseball talent, and **Leggett** and his staff have always made the area a priority in recruiting. Three Tigers, **William Bond** (LHP), **Drew Fiorenza** (RHP), and **John Ingram** (INF/OF), are players on this year's team from the Atlanta area.

Player	Pos.	Year(s)	High School
Andy Taulbee	RHP	1992-94	Redan
Jeff Keppen	RHP	1993,94	Central Gwinnett
Shane Monahan	OF	1993-95	Wheeler
Mark Watson	LHP	1994,95	Marist
Kris Benson	RHP	1994-96	Sprayberry
James Harris	SS/2B	1997	Cartersville
Chad Bendinelli	RHP	2000-02	Lassiter
Jarrod Schmidt	OF/RHP/1B	2000-02	Lassiter
Pat Clayton	RHP	2003	Walton
Brad McCann	3B	2003,04	Duluth
John Ingram	INF/OF	2003-06	Chattahoochee
William Bond	LHP	2005,06	Greater Atlanta Christian
Drew Fiorenza	RHP	2005,06	Woodward



#17 Chris Fidrych

LHP • L-L • 6-0 • 205 • So. • 1VL

Beaufort, South Carolina
Beaufort High School



Sophomore lefty from the coast of South Carolina who is out for the

2006 season due to an arm injury...hopes to rehab and return at full strength in 2007...won the Omaha Challenge competition among pitchers in the fall of 2004.

Head Coach Jack Leggett on Fidrych

"Chris is a lefthanded pitcher from Beaufort who is going to red-shirt this season due to an arm injury. He is a hard worker and a dedicated player who is very disciplined. He will be back; it's just a matter of time with him to get through his arm injury. He can be a very good pitcher for Clemson when he gets healthy."

2005 (Freshman)

Was 0-0 with a 4.50 ERA in 10 relief appearances (14.0 innings pitched)...had 13 strikeouts and did not allow a home run...allowed just three extra base hits, all doubles...held lefthanded batters to a .160 batting average (4-for-25)...held opponents to a .150

batting average with the bases empty...only allowed one hit in nine at-bats to the leadoff batter of an inning...did not allow a run in seven of his 10 appearances...pitched just twice on the road, at Auburn and at #6 Baylor, but did not allow a run in either outing in hostile environments...only allowed one of six inherited runners to score...opponents did not attempt a stolen base against him...did not throw a wild pitch...pitched a scoreless ninth inning in his first career outing against #18 California-Irvine on Feb. 27...pitched 0.1 scoreless innings with a strikeout at Auburn on Mar. 5...pitched 0.2 hitless and scoreless innings with a strikeout against Winthrop on Mar. 9...pitched a scoreless and hitless ninth inning against Virginia on Apr. 15...pitched 4.0 scoreless innings in relief against Western Carolina on Apr. 19; he allowed one hit and no walks while striking out four...pitched 1.1 scoreless and hitless innings in relief with three strikeouts at #6 Baylor in the Waco Super Regional on Jun. 12...played for Wilmington in the Coastal Plain League in the summer, where he was 0-2 with a 3.00 ERA in 6.0 innings pitched (four relief appearances).

Fidrych's Career Highs

Total IP	4.0	Western Carolina	4/19/05
Scoreless IP	4.0	Western Carolina	4/19/05
Hits	5	Coastal Carolina	3/29/05
Runs	3	Coastal Carolina	3/29/05
Earned Runs	3	Coastal Carolina	3/29/05
Walks	2	many (2)	-----
Strikeouts	4	Western Carolina	4/19/05

Before Clemson

Lettered four times in baseball at Beaufort High School, where he was coached by Bryant Kitty...AAAA all-state selection during his senior season...member of the South Carolina Select Team; he was the team MVP for the Select Game...team MVP as both a junior and senior, and team offensive player-of-the-year as both a freshman and sophomore...member of the co-region championship team as a senior...all-region selection during his sophomore, junior, and senior seasons...Louisville Slugger All-American as a senior...**Beaufort Gazette** Player-of-the-Year as a junior and senior...member of the 2004 Perfect Games national championship team in 2004...averaged over two strikeouts per inning as a senior.

Personal

Distant relative of former Major League pitcher Mark Fidrych...member of the ACC Academic Honor Roll in 2004-05...majoring in financial management...born Christopher Michael Fidrych on Sept. 8, 1985 in Corpus Christi, TX.

Fidrych's Career Stats

Overall																						
Year	ERA	W-L	APP	GS	CG	SHO/CBO	SV	IP	H	R	ER	BB	SO	AB	O/BA	WP	HBP	BK	PO	A	E	Fld%
2005	4.50	0-0	10	0	0	0/0	0	14.0	13	7	7	6	13	53	.245	0	2	0	0	1	1	.500
ACC Regular Season																						
Year	ERA	W-L	APP	GS	CG	SHO/CBO	SV	IP	H	R	ER	BB	SO	AB	O/BA	WP	HBP	BK	PO	A	E	Fld%
2005	7.71	0-0	4	0	0	0/0	0	4.2	5	4	4	4	3	16	.313	0	1	0	0	1	0	1.000

2006 Opponents

2006 CLEMSON BASEBALL



2006 Opponents

Boston College

April 21,22,23 at Chestnut Hill, MA

General Information

Location: Chestnut Hill, MA
 Enrollment: 14,500
 Nickname: Eagles
 Colors: Maroon & Gold
 Conference: Atlantic Coast
 First Year of Baseball: 1946

**Stadium Information**

Home Field (Capacity): .. Commander Shea Field (1,000)
 Dimensions: LL-330, LC-370, C-400, RC-365, RL-320
 Press Box Phone: (617) 552-0119

Coaching Information

Head Coach: **Pete Hughes** (Davidson '90)
 Record at Boston College: 222-156-1 (7 seasons)
 Career Record: 274-186-1 (8 seasons)
 Assistant Coaches: .. **Mikio Aoki** (Davidson '90)
 Steve Englert (Boston College '87)
 Pete Pasquarosa (Georgia Southern '78)

Team Information

2005 Record (Rank): 37-20 (NR)
 2005 BEC Record (Finish): 17-8 (2nd)
 Lettermen Returning/Lost: 15/6
 Position Starters Returning/Lost: 5/5
 Pitchers Returning/Lost: 7/2
 Series Record: 0-0

SID Information

Baseball Contact: **Brian Caruso**
 SID Office Phone: (617) 552-4508
 SID Fax: (617) 552-4903
 SID Email: carusobr@bc.edu
 Athletic Website: BCEagles.com

Elon

March 21,22 at Clemson, SC

General Information

Location: Elon, NC
 Enrollment: 4,956
 Nickname: Phoenix
 Colors: Maroon & Gold
 Conference: Southern
 First Year of Baseball: 1899

**Stadium Information**

Home Field (Capacity): Latham Park (2,000)
 Dimensions: LL-317, LC-360, C-385, RC-380, RL-327
 Press Box Phone: (336) 278-6788

Coaching Information

Head Coach: **Mike Kennedy** (Elon '91)
 Record at Elon: 274-224-3 (9 seasons)
 Career Record: 274-224-3 (9 seasons)
 Assistant Coaches: .. **Greg Starbuck** (Winston-Salem State '91)
 Robbie Huffstetler (Appalachian State '01)
 Jason Simmons (Elon '99)

Team Information

2005 Record (Rank): 32-25 (NR)
 2005 SoCon Record (Finish): 18-12 (T-3rd)
 Lettermen Returning/Lost: 25/5
 Position Starters Returning/Lost: 6/3
 Pitchers Returning/Lost: 13/3
 Series Record: Elon leads 4-3

SID Information

Baseball Contact: **Chris Rash**
 SID Office Phone: (336) 278-6712
 SID Fax: (336) 278-6768
 SID Email: crash@elon.edu
 Athletic Website: Elon.edu/Athletics

College of Charleston

March 3 at Mount Pleasant, SC • May 16 at Clemson, SC

General Information

Location: Charleston, SC
 Enrollment: 11,617
 Nickname: Cougars
 Colors: Maroon & White
 Conference: Southeastern
 First Year of Baseball: 1899

**Stadium Information**

Home Field (Capacity): Patriots Point Field (2,000)
 Dimensions: LL-300, LC-375, C-400, RC-375, RL-330
 Press Box Phone: (843) 953-9141

Coaching Information

Head Coach: **John Pawlowski** (Clemson '96)
 Record at College of Charleston: .. 214-136-1 (6 seasons)
 Career Record: 214-136-1 (6 seasons)
 Assistant Coaches: .. **Scott Foxhall** (College of Charleston '02)
 Seth Von Behren (Illinois State '01)
 David Scoggin (Winthrop '04)

Team Information

2005 Record (Rank): 48-15 (#22 CB, #25 SW)
 2005 SoCon Record (Finish): 27-3 (1st)
 Lettermen Returning/Lost: 12/16
 Position Starters Returning/Lost: 4/4
 Pitchers Returning/Lost: 5/6
 Series Record: Clemson leads 15-0

SID Information

Baseball Contact: **Tony Ciuffo**
 SID Office Phone: (843) 953-5465
 SID Fax: (843) 953-6534
 SID Email: ciuffo@cofc.edu
 Athletic Website: COfCSports.com

Florida State

May 12,13,14 at Clemson, SC

General Information

Location: Tallahassee, FL
 Enrollment: 35,462
 Symbol: Seminole
 Colors: Garnet & Gold
 Conference: Atlantic Coast
 First Year of Baseball: 1948

**Stadium Information**

Home Field (Capacity): Dick Howser Stadium (6,700)
 Dimensions: LL-340, LC-365, C-400, RC-360, RL-320
 Press Box Phone: (850) 644-1553

Coaching Information

Head Coach: **Mike Martin** (Florida State '66)
 Record at Florida State: 1,391-472-4 (26 seasons)
 Career Record: 1,391-472-4 (26 seasons)
 Assistant Coaches: .. **Jamey Shouppe** (Florida State '82)
 Mike Martin, Jr. (Florida State '95)
 Pete Jenkins

Team Information

2005 Record (Rank): .. 53-20 (#16 BA, #15 CB, #14 SW)
 2005 ACC Record (Finish): 19-11 (4th)
 Lettermen Returning/Lost: 17/14
 Position Starters Returning/Lost: 5/4
 Pitchers Returning/Lost: 10/4
 Series Record: Florida State leads 57-43-1

SID Information

Baseball Contact: **Elliott Finebloom**
 SID Office Phone: (850) 644-5656
 SID Fax: (850) 644-3820
 SID Email: efineblm@mailier.fsu.edu
 Athletic Website: Seminole.com

Duke

May 7,8,9 at Durham, NC

General Information

Location: Durham, NC
 Enrollment: 6,092
 Nickname: Blue Devils
 Colors: Royal Blue & White
 Conference: Atlantic Coast
 First Year of Baseball: 1889

**Stadium Information**

Home Field (Capacity): Jack Coombs Field (2,000)
 Dimensions: LL-330, LC-375, C-400, RC-375, RL-330
 Press Box Phone: (919) 812-4436

Coaching Information

Head Coach: **Sean McNally** (Duke '94)
 Record at Duke: 0-0
 Career Record: 0-0
 Assistant Coaches: **Dave Turgeon** (Davidson '87)
 Matthew Boggs (Georgia Tech '02)
 Ryan Sholtzberger (Western Maryland '04)

Team Information

2005 Record (Rank): 14-39 (NR)
 2005 ACC Record (Finish): 5-25 (11th)
 Lettermen Returning/Lost: 17/15
 Position Starters Returning/Lost: 5/4
 Pitchers Returning/Lost: 10/6
 Series Record: Clemson leads 108-60-1

SID Information

Baseball Contact: **Lee Aldridge**
 SID Office Phone: (919) 684-8708
 SID Fax: (919) 684-2489
 SID Email: laldrige@duaa.duke.edu
 Athletic Website: GoDuke.com

Furman

April 19 at Clemson, SC

General Information

Location: Greenville, SC
 Enrollment: 2,600
 Nickname: Paladins
 Colors: Purple & White
 Conference: Southern
 First Year of Baseball: 1891

**Stadium Information**

Home Field (Capacity): Furman Stadium (2,000)
 Dimensions: LL-330, LC-350, C-393, RC-371, RL-330
 Press Box Phone: (864) 294-3066

Coaching Information

Head Coach: **Ron Smith** (Furman '79)
 Record at Furman: 289-357-3 (12 seasons)
 Career Record: 289-357-3 (12 seasons)
 Assistant Coaches: **Brent Shade** (Defiance '04)
 Jon Placko (Furman '96)

Team Information

2005 Record (Rank): 30-29 (NR)
 2005 SoCon Record (Finish): 13-16 (8th)
 Lettermen Returning/Lost: 19/9
 Position Starters Returning/Lost: 6/3
 Pitchers Returning/Lost: 7/4
 Series Record: Clemson leads 132-55-4

SID Information

Baseball Contact: **Hunter Reid**
 SID Office Phone: (864) 294-2061
 SID Fax: (864) 294-3061
 SID Email: hunter.reid@furman.edu
 Athletic Website: FurmanPaladins.com

2006 Opponents

Gardner-Webb

March 15 at Clemson, SC

General Information

Location: Boiling Springs, NC
Enrollment: 3,900
Nickname: Bulldogs
Colors: Scarlet, Black, & White
Conference: Atlantic Sun
First Year of Baseball: 1971



Stadium Information

Home Field (Capacity): Varsity Field (1,000)
Dimensions: LL-325, C-409, RL-335
Press Box Phone: (704) 974-3662

Coaching Information

Head Coach: Rusty Stroupe (Appalachian State '84)
Record at Gardner-Webb: 93-78 (3 seasons)
Career Record: 449-312 (15 seasons)
Assistant Coaches: Dan Roszel (North Florida '98)
..... Morgan Frazier
..... Ryan Quirello

Team Information

2005 Record (Rank): 28-30 (NR)
2005 ASC Record (Finish): 15-15 (T-5th)
Lettermen Returning/Lost: 14/11
Position Starters Returning/Lost: 6/3
Pitchers Returning/Lost: 6/7
Series Record: Clemson leads 2-0

SID Information

Baseball Contact: Marc Rabb
SID Office Phone: (704) 406-4355
SID Fax: (704) 406-4739
SID Email: mrabb@gardner-webb.edu
Athletic Website: GWUSports.com

James Madison

February 17,18,19 at Clemson, SC

General Information

Location: Harrisonburg, VA
Enrollment: 16,200
Nickname: Dukes
Colors: Purple & Gold
Conference: Colonial Athletic Association
First Year of Baseball: 1970



Stadium Information

Home Field (Capacity): Mauck Stadium (1,200)
Dimensions: LL-340, LC-360, C-400, RC-360, RL-320
Press Box Phone: (540) 568-6545

Coaching Information

Head Coach: Spanky McFarland (Hillsdale '76)
Record at James Madison: 243-213-2 (8 seasons)
Career Record: 419-437-3 (16 seasons)
Assistant Coaches: Jay Sullenger (Liberty '00)
..... Travis Ebaugh (James Madison '03)
..... Rob McCoy (Dakota Wesleyan '03)

Team Information

2005 Record (Rank): 20-35 (NR)
2005 CAA Record (Finish): 8-16 (8th)
Lettermen Returning/Lost: 19/5
Position Starters Returning/Lost: 8/1
Pitchers Returning/Lost: 10/3
Series Record: Clemson leads 13-2

SID Information

Baseball Contact: Curt Dudley
SID Office Phone: (540) 568-6154
SID Fax: (540) 568-3703
SID Email: dudleycm@jmu.edu
Athletic Website: www.JMUSports.com

Georgia

March 28 at Athens, GA • March 29 at Clemson, SC

General Information

Location: Athens, GA
Enrollment: 33,660
Nickname: Bulldogs
Colors: Red & Black
Conference: Southeastern
First Year of Baseball: 1886



Stadium Information

Home Field (Capacity): Foley Field (3,791)
Dimensions: LL-345, LC-365, C-404, RC-365, RL-314
Press Box Phone: (706) 542-6161

Coaching Information

Head Coach: David Perno (Georgia '91)
Record at Georgia: 136-103 (4 seasons)
Career Record: 136-103 (4 seasons)
Assistant Coaches: Roger Williams (East Carolina '92)
..... Doug Sisson (Montevallo '86)
..... Jason Eller (Georgia State '92)

Team Information

2005 Record (Rank): 30-25 (NR)
2005 SEC Record (Finish): 12-17 (5th (East))
Lettermen Returning/Lost: 18/13
Position Starters Returning/Lost: 6/3
Pitchers Returning/Lost: 5/6
Series Record: Georgia leads 113-93-2

SID Information

Baseball Contact: Christopher Lakos
SID Office Phone: (706) 542-1621
SID Fax: (706) 542-7993
SID Email: clakos@sports.uga.edu
Athletic Website: GeorgiaDogs.com

Kansas

March 10,11,12 at Clemson, SC

General Information

Location: Lawrence, KS
Enrollment: 29,624
Nickname: Jayhawks
Colors: Crimson & Blue
Conference: Big 12
First Year of Baseball: 1879



Stadium Information

Home Field (Capacity): Hoglund Ballpark (2,500)
Dimensions: LL-330, LC-388, C-392, RC-388, RL-330
Press Box Phone: (785) 864-4037

Coaching Information

Head Coach: Ritch Price (Willamette '78)
Record at Kansas: 102-87-1 (3 seasons)
Career Record: 319-315-2 (11 seasons)
Assistant Coaches: Ryan Graves (Oklahoma State '97)
..... Rick Sabath (Fort Hays State '98)
..... Kevin Tucker (La Verne '04)

Team Information

2005 Record (Rank): 36-28 (NR)
2005 Big 12 Record (Finish): 11-15 (7th)
Lettermen Returning/Lost: 17/16
Position Starters Returning/Lost: 7/2
Pitchers Returning/Lost: 7/11
Series Record: Kansas leads 1-0

SID Information

Baseball Contact: Brandon Holtz
SID Office Phone: (785) 864-7314
SID Fax: (785) 864-7944
SID Email: bholtz@ku.edu
Athletic Website: KUAthletics.com

Georgia Tech

April 14,15,16 at Atlanta, GA

General Information

Location: Atlanta, GA
Enrollment: 16,000
Nickname: Yellow Jackets
Colors: Old Gold & White
Conference: Atlantic Coast
First Year of Baseball: 1895



Stadium Information

Home Field (Capacity): Russ Chandler Stadium (4,157)
Dimensions: LL-328, LC-391, C-400, RC-353, RL-334
Press Box Phone: (404) 894-3167

Coaching Information

Head Coach: Danny Hall (Miami (OH) '77)
Record at Georgia Tech: 529-230 (12 seasons)
Career Record: 737-347 (18 seasons)
Assistant Coaches: Bobby Moranda (Eastern Kentucky '86)
..... Josh Holliday (Oklahoma State '04)
..... Bryan Prince (Georgia Tech '05)

Team Information

2005 Record (Rank): 45-19 (#11 BA, #10 CB, #10 SW)
2005 ACC Record (Finish): 22-8 (1st)
Lettermen Returning/Lost: 20/9
Position Starters Returning/Lost: 7/2
Pitchers Returning/Lost: 9/4
Series Record: Tied 90-90-3

SID Information

Baseball Contact: Chris Capo
SID Office Phone: (404) 894-5445
SID Fax: (404) 894-1248
SID Email: chris.capo@gatech.edu
Athletic Website: RamblinWreck.com

Maryland

April 7,8,9 at Clemson, SC

General Information

Location: College Park, MD
Enrollment: 35,329
Nickname: Terrapins
Colors: Red, White, Black, & Gold
Conference: Atlantic Coast
First Year of Baseball: 1893



Stadium Information

Home Field (Capacity): Shipley Field (2,500)
Dimensions: LL-320, C-380, RL-325
Press Box Phone: (301) 314-0379

Coaching Information

Head Coach: Terry Rupp (Tampa '88)
Record at Maryland: 118-158 (5 seasons)
Career Record: 333-238 (10 seasons)
Assistant Coaches: Carmen Carcone (Illinois-Chicago '95)
..... Jim Farr (Penn State '78)
..... Blaine Brown (Saint Mary's '02)

Team Information

2005 Record (Rank): 25-31 (NR)
2005 ACC Record (Finish): 7-23 (10th)
Lettermen Returning/Lost: 18/11
Position Starters Returning/Lost: 5/4
Pitchers Returning/Lost: 11/6
Series Record: Clemson leads 103-35

SID Information

Baseball Contact: Mike Gerton
SID Office Phone: (301) 314-8093
SID Fax: (301) 314-9094
SID Email: mgerton@umd.edu
Athletic Website: UMTerps.com



2006 Opponents

Mercer

February 24,25,26 at Clemson, SC

General Information

Location: Macon, GA
 Enrollment: 7,400
 Nickname: Bears
 Colors: Orange & Black
 Conference: Atlantic Sun
 First Year of Baseball: 1948



Stadium Information

Home Field (Capacity): Claude Smith Field (500)
 Dimensions: LL-330, LC-370, C-400, RC-350, RL-320
 Press Box Phone: (478) 301-2339

Coaching Information

Head Coach: Craig Gibson (Mercer '85)
 Record at Mercer: 48-61 (2 seasons)
 Career Record: 48-61 (2 seasons)
 Assistant Coaches: Jason Jackson (Florida State '00)
 Tim Boeth (Central Florida '99)
 Ty Megahee

Team Information

2005 Record (Rank): 28-26 (NR)
 2005 ASC Record (Finish): 12-18 (9th)
 Lettermen Returning/Lost: 18/7
 Position Starters Returning/Lost: 6/5
 Pitchers Returning/Lost: 9/1
 Series Record: Clemson leads 15-13-1

SID Information

Baseball Contact: Brett Jarrett
 SID Office Phone: (478) 301-5217
 SID Fax: (478) 301-5350
 SID Email: mercer318@aol.com
 Athletic Website: MercerBears.com

South Carolina

March 4, April 5 at Columbia, SC • March 5, April 12 at Clemson, SC

General Information

Location: Columbia, SC
 Enrollment: 23,772
 Nickname: Gamecocks
 Colors: Garnet & Black
 Conference: Southeastern
 First Year of Baseball: 1892



Stadium Information

Home Field (Capacity): Sarge Frye Field (6,000)
 Dimensions: LL-320, LC-360, C-390, RC-360, RL-320
 Press Box Phone: (803) 777-6648

Coaching Information

Head Coach: Ray Tanner (N.C. State '80)
 Record at South Carolina: 413-175 (9 seasons)
 Career Record: 808-348-3 (18 seasons)
 Assistant Coaches: Jim Toman (N.C. State '85)
 Mark Calvi (Nova Southeastern '92)
 Monte Lee (College of Charleston '99)

Team Information

2005 Record (Rank): 41-23 (#25 BA, #21 SW)
 2005 SEC Record (Finish): 16-14 (3rd (East))
 Lettermen Returning/Lost: 16/16
 Position Starters Returning/Lost: 5/4
 Pitchers Returning/Lost: 8/8
 Series Record: Clemson leads 159-110-2

SID Information

Baseball Contact: Andrew Kitick
 SID Office Phone: (803) 777-5257
 SID Fax: (803) 777-2967
 SID Email: kitick@gwm.sc.edu
 Athletic Website: USCSports.com

Miami (FL)

March 31, April 1,2 at Coral Gables, FL

General Information

Location: Coral Gables, FL
 Enrollment: 15,250
 Nickname: Hurricanes
 Colors: Orange, Green, & White
 Conference: Atlantic Coast
 First Year of Baseball: 1940



Stadium Information

Home Field (Capacity): Mark Light Field (5,000)
 Dimensions: LL-330, LC-365, C-400, RC-365, RL-331
 Press Box Phone: (305) 284-1231

Coaching Information

Head Coach: Jim Morris (Elon '73)
 Record at Miami: 563-197-3 (12 seasons)
 Career Record: 1,198-482-4 (27 seasons)
 Assistant Coaches: J.D. Arteaga (Miami (FL) '02)
 Gino DiMare (Miami (FL) '98)
 Joe Mercadante (Florida '03)

Team Information

2005 Record (Rank): 41-19-1 (#15 BA, #14 CB, #13 SW)
 2005 ACC Record (Finish): 19-10-1 (3rd)
 Lettermen Returning/Lost: 15/13
 Position Starters Returning/Lost: 5/4
 Pitchers Returning/Lost: 11/5
 Series Record: Miami leads 21-17-1

SID Information

Baseball Contact: Evan Koch
 SID Office Phone: (305) 284-3241
 SID Fax: (305) 284-2807
 SID Email: fekoch@miami.edu
 Athletic Website: HurricaneSports.com

Virginia

March 17,18,19 at Charlottesville, VA

General Information

Location: Charlottesville, VA
 Enrollment: 20,018
 Nickname: Cavaliers
 Colors: Navy & Orange
 Conference: Atlantic Coast
 First Year of Baseball: 1889



Stadium Information

Home Field (Capacity): UVa Baseball Stadium (2,016)
 Dimensions: LL-335, LC-377, C-408, RC-377, RL-352
 Press Box Phone: (434) 244-4071

Coaching Information

Head Coach: Brian O'Connor (Creighton '93)
 Record at Virginia: 85-35 (2 seasons)
 Career Record: 85-35 (2 seasons)
 Assistant Coaches: Kevin McMullan (Indiana (PA) '90)
 Karl Kuhn (Florida '92)
 Brian Anderson (George Mason '02)

Team Information

2005 Record (Rank): 41-20 (NR)
 2005 ACC Record (Finish): 14-14 (7th)
 Lettermen Returning/Lost: 15/11
 Position Starters Returning/Lost: 5/4
 Pitchers Returning/Lost: 9/7
 Series Record: Clemson leads 100-33

SID Information

Baseball Contact: Kerwin Lonzo
 SID Office Phone: (434) 982-5131
 SID Fax: (434) 982-5525
 SID Email: kjl4q@virginia.edu
 Athletic Website: VirginiaSports.com

N.C. State

March 24,25,26 at Clemson, SC

General Information

Location: Raleigh, NC
 Enrollment: 29,957
 Nickname: Wolfpack
 Colors: Red & White
 Conference: Atlantic Coast
 First Year of Baseball: 1903



Stadium Information

Home Field (Capacity): Doak Field (2,500)
 Dimensions: LL-325, LC-370, C-400, RC-370, RL-330
 Press Box Phone: (919) 513-0653

Coaching Information

Head Coach: Elliott Avent (Virginia Commonwealth '83)
 Record at N.C. State: 338-212 (9 seasons)
 Career Record: 563-423 (17 seasons)
 Assistant Coaches: Chris Roberts (Florida State '97)
 Tony Guzzo (East Carolina '71)
 Jeff Waggoner (Cleveland State '98)

Team Information

2005 Record (Rank): 41-19 (NR)
 2005 ACC Record (Finish): 17-13 (6th)
 Lettermen Returning/Lost: 21/10
 Position Starters Returning/Lost: 7/2
 Pitchers Returning/Lost: 8/2
 Series Record: Clemson leads 94-64-1

SID Information

Baseball Contact: Bruce Winkworth
 SID Office Phone: (919) 515-1182
 SID Fax: (919) 515-2898
 SID Email: bruce_winkworth@ncsu.edu
 Athletic Website: GoPack.com

Virginia Tech

April 28,29,30 at Clemson, SC

General Information

Location: Blacksburg, VA
 Enrollment: 28,000
 Nickname: Hokies
 Colors: Chicago Maroon & Burnt Orange
 Conference: Atlantic Coast
 First Year of Baseball: 1892



Stadium Information

Home Field (Capacity): English Field (1,500)
 Dimensions: LL-330, LC-375, C-400, RC-375, RL-330
 Press Box Phone: (540) 231-4013

Coaching Information

Head Coach: Chuck Hartman (North Carolina '57)
 Record at Virginia Tech: 941-558-8 (27 seasons)
 Career Record: 1,424-783-8 (46 seasons)
 Assistant Coaches: Jay Phillips (Virginia Tech '82)
 Jon Hartness (Virginia Tech '87)
 Anthony Everman (Loris '03)

Team Information

2005 Record (Rank): 23-28 (NR)
 2005 ACC Record (Finish): 7-19 (9th)
 Lettermen Returning/Lost: 19/3
 Position Starters Returning/Lost: 8/1
 Pitchers Returning/Lost: 11/2
 Series Record: Clemson leads 21-19-2

SID Information

Baseball Contact: Dave Smith
 SID Office Phone: (540) 231-6726
 SID Fax: (540) 231-6984
 SID Email: vtsid@vt.edu
 Athletic Website: HokieSports.com

2006 Opponents

Wake Forest

May 18, 19, 20 at Clemson, SC

General Information

Location: Winston-Salem, NC
Enrollment: 3,950
Nickname: Demon Deacons
Colors: Old Gold & Black
Conference: Atlantic Coast
First Year of Baseball: 1891



Stadium Information

Home Field (Capacity): Hooks Stadium (2,500)
Dimensions: LL-340, LC-375, C-400, RC-370, RL-315
Press Box Phone: (336) 759-9711

Coaching Information

Head Coach: Rick Rembielak (Akron '88)
Record at Wake Forest: 28-30 (1 season)
Career Record: 401-281-1 (12 seasons)
Assistant Coaches: Jon Palmieri (Wake Forest '99)
..... Chris Sinacori (Tennessee '97)
..... Marshall Canosa (Villanova '03)

Team Information

2005 Record (Rank): 28-30 (NR)
2005 ACC Record (Finish): 12-18 (8th)
Lettermen Returning/Lost: 19/8
Position Starters Returning/Lost: 5/4
Pitchers Returning/Lost: 8/2
Series Record: Clemson leads 108-43-1

SID Information

Baseball Contact: Michael Bertsch
SID Office Phone: (336) 758-5640
SID Fax: (336) 758-5140
SID Email: bertscmr@wfu.edu
Athletic Website: WakeForestSports.com

Winthrop

April 18 at Clemson, SC

General Information

Location: Rock Hill, SC
Enrollment: 6,600
Nickname: Eagles
Colors: Garnet & Gold
Conference: Big South
First Year of Baseball: 1980



Stadium Information

Home Field (Capacity): The Winthrop Ballpark (1,989)
Dimensions: LL-325, LC-370, C-390, RC-370, RL-325
Press Box Phone: (803) 323-2155

Coaching Information

Head Coach: Joe Hudak (Malone '72)
Record at Winthrop: 495-333-5 (14 seasons)
Career Record: 698-470-5 (22 seasons)
Assistant Coaches: Mike McGuire (South Carolina '94)
..... Kyle DiEduardo (Cincinnati '02)
..... Stas Swerdzewski (Winthrop '03)

Team Information

2005 Record (Rank): 44-22 (NR)
2005 BSC Record (Finish): 19-5 (2nd)
Lettermen Returning/Lost: 14/7
Position Starters Returning/Lost: 7/2
Pitchers Returning/Lost: 4/5
Series Record: Clemson leads 16-3

SID Information

Baseball Contact: Lauren Biggers
SID Office Phone: (803) 323-2129 x6067
SID Fax: (803) 323-2433
SID Email: biggersl@winthrop.edu
Athletic Website: WinthropEagles.com

Western Carolina

April 4 at Clemson, SC • April 11 at Cullowhee, NC

General Information

Location: Cullowhee, NC
Enrollment: 9,000
Nickname: Catamounts
Colors: Purple & Gold
Conference: Southern
First Year of Baseball: 1929



Stadium Information

Home Field (Capacity): Hennon Stadium (1,500)
Dimensions: LL-325, LC-375, C-390, RC-375, RL-325
Press Box Phone: (828) 227-7020

Coaching Information

Head Coach: Todd Raleigh (Western Carolina '91)
Record at Western Carolina: 182-162 (6 seasons)
Career Record: 182-162 (6 seasons)
Assistant Coaches: Eric Filippek (UNC Asheville '97)
..... Bradley LeCroy (Clemson '01)
..... Alan Beck (Western Carolina '04)

Team Information

2005 Record (Rank): 33-23 (NR)
2005 SoCon Record (Finish): 18-12 (3rd)
Lettermen Returning/Lost: 18/9
Position Starters Returning/Lost: 6/3
Pitchers Returning/Lost: 8/5
Series Record: Clemson leads 47-9

SID Information

Baseball Contact: Mike Cawood
SID Office Phone: (828) 227-2339
SID Fax: (828) 227-7688
SID Email: cawood@email.wcu.edu
Athletic Website: CatamountSports.com

Wofford

April 26 at Clemson, SC

General Information

Location: Spartanburg, SC
Enrollment: 1,160
Nickname: Terriers
Colors: Old Gold & Black
Conference: Southern
First Year of Baseball: 1889



Stadium Information

Home Field (Capacity): Russell C. King Field (2,500)
Dimensions: LL-325, LC-385, C-395, RC-385, RL-325
Press Box Phone: (864) 597-4478

Coaching Information

Head Coach: Steve Traylor (Otterbein '73)
Record at Wofford: 102-207 (6 seasons)
Career Record: 726-600-3 (25 seasons)
Assistant Coaches: Scott Brickman (Northern Iowa '98)
..... Todd Interdonato (UNC Asheville '00)
..... Jason Burke (Southern Wesleyan '03)

Team Information

2005 Record (Rank): 17-37 (NR)
2005 SoCon Record (Finish): 7-23 (10th)
Lettermen Returning/Lost: 19/7
Position Starters Returning/Lost: 5/3
Pitchers Returning/Lost: 8/3
Series Record: Clemson leads 71-23-1

SID Information

Baseball Contact: Steve Shutt
SID Office Phone: (864) 597-4093
SID Fax: (864) 597-4129
SID Email: shuttsj@wofford.edu
Athletic Website: Wofford.edu/Athletics

William & Mary

March 8 at Clemson, SC

General Information

Location: Williamsburg, VA
Enrollment: 5,700
Nickname: Tribe
Colors: Green, Gold, & Silver
Conference: Colonial Athletic Association
First Year of Baseball: 1899



Stadium Information

Home Field (Capacity): Plumeri Park (1,000)
Dimensions: LL-315, LC-375, C-400, RC-375, RL-315
Press Box Phone: (757) 221-3562

Coaching Information

Head Coach: Frank Leoni (Rhode Island '90)
Record at William & Mary: 0-0
Career Record: 266-433-3 (12 seasons)
Assistant Coaches: Adam Taylor (Randolph-Macon '99)
..... Jad Prachniak (Rhode Island '05)
..... Brett Hall (Tennessee-Martin '05)

Team Information

2005 Record (Rank): 27-27 (NR)
2005 CAA Record (Finish): 9-15 (7th)
Lettermen Returning/Lost: 17/10
Position Starters Returning/Lost: 2/6
Pitchers Returning/Lost: 8/4
Series Record: Clemson leads 2-0

SID Information

Baseball Contact: Chris Poore
SID Office Phone: (757) 221-3370
SID Fax: (757) 221-3412
SID Email: cppoor@wm.edu
Athletic Website: TribeAthletics.com

ACC Tournament

May 24-28 at Jacksonville, FL

For the second year in a row, the ACC Tourney will be held at the Baseball Grounds of Jacksonville (FL). The tourney will feature the top eight teams from the standings. The format is similar to the College World Series in that there are two double elimination tournaments, with the winner of each advancing to the title game.



Wednesday, May 24

Game 1 #3 Seed vs. #6 Seed *10:00
Game 2 #2 Seed vs. #7 Seed 1:00
Game 3 #4 Seed vs. #5 Seed 4:00
Game 4 #1 Seed vs. #8 Seed 7:00

Thursday, May 25

Game 5 Game 1 Loser vs. Game 2 Loser *10:00
Game 6 Game 3 Loser vs. Game 4 Loser 1:00
Game 7 Game 1 Winner vs. Game 2 Winner 4:00
Game 8 Game 3 Winner vs. Game 4 Winner 7:00

Friday, May 26

Game 9 Game 5 Winner vs. Game 7 Loser 4:00
Game 10 Game 6 Winner vs. Game 8 Loser 7:00

Saturday, May 27

Game 11 Game 7 Winner vs. Game 9 Winner *10:00
Game 12 Game 8 Winner vs. Game 10 Winner 1:00
Game 13 Game 11 Winner vs. Game 11 Loser ^4:00
Game 14 Game 12 Winner vs. Game 12 Loser ^7:00

Sunday, May 28

Game 15 Championship Game 1:00

* - AM; ^ - if necessary; Note: Times PM/EDT unless noted.



Against All Competition

Opponent ^(First-Last Game)	G	W	L	Win %	^CU	^Op.	Home	Away	Neutral	Long Beach State ⁽¹⁹⁸⁸⁻⁹¹⁾	2	1	1	.500	21	19	1-1
Adelphi ⁽¹⁹⁵⁹⁾	1	1	0	1.000	16	8	1-0			Louisiana-Lafayette ⁽¹⁹⁹¹⁻⁰⁰⁾	3	1	2	.333	29	23	1-2
Alabama ⁽¹⁹¹⁹⁻⁹⁶⁾	23	11	12	.478	129	134	4-4	4-6	3-2	Louisville ⁽¹⁹⁷⁰⁻⁷²⁾	6	6	0	1.000	55	5	6-0
Appalachian State ⁽¹⁹⁷³⁻⁹⁷⁾	20	18	2	.900	166	63	16-2	2-0		Maine ⁽¹⁹⁹¹⁻⁰³⁾	14	14	0	1.000	141	52	13-0 1-0
Arizona ⁽¹⁹⁵⁸⁻⁹⁰⁾	5	2	3	.400	27	23			2-3	Marshall ⁽¹⁹⁷⁵⁻⁹⁰⁾	17	15	2	.882	179	53	15-1 0-1
Arizona State ⁽¹⁹⁷⁷⁾	1	0	1	.000	7	10			0-1	Maryland ⁽¹⁹²³⁻⁸⁵⁾	138	103	35	.746	1,024	565	58-6 34-25 11-4
Arkansas ⁽¹⁹⁸⁷⁻⁰²⁾	6	3	3	.500	40	34	2-1	1-0	0-2	Massachusetts ⁽¹⁹⁵⁹⁻⁶⁹⁾	6	5	1	.833	49	28	5-1
Arkansas State ⁽¹⁹⁹⁵⁾	1	1	0	1.000	7	2			1-0	Mercer ⁽¹⁹⁰¹⁻⁷⁸⁾	29	15	13	.534	144	118	5-0 10-13-1
Armstrong State ⁽¹⁹⁸⁹⁾	2	1	1	.500	7	6			1-1	Miami (FL) ⁽¹⁹⁷⁷⁻⁰⁵⁾	39	17	21	.449	232	255	6-3 6-11-1 5-7
Auburn ⁽¹⁹⁰¹⁻²⁰⁰⁵⁾	90	40	47	.461	478	531	16-17	16-28-3	8-2	Miami (OH) ⁽¹⁹⁶⁵⁾	3	3	0	1.000	38	1	3-0
Augusta ⁽¹⁹⁸⁴⁻⁹¹⁾	3	3	0	1.000	42	7	2-0		1-0	Michigan ⁽¹⁹²⁵⁻²⁹⁾	6	0	6	.000	12	48	0-6
Austin Peay State ⁽¹⁹⁷³⁾	1	1	0	1.000	8	4			1-0	Michigan State ⁽¹⁹³⁵⁻⁵⁸⁾	13	3	9	.269	62	117	3-9-1
Ball State ⁽¹⁹⁸⁴⁾	3	1	2	.333	15	11	1-2			Middle Tennessee ⁽²⁰⁰⁰⁾	2	2	0	1.000	25	3	2-0
Baylor ⁽²⁰⁰⁵⁾	3	1	2	.333	6	15		1-2		Mississippi ⁽¹⁹⁶⁸⁻⁸⁴⁾	13	7	6	.538	62	79	6-6 1-0
Belmont Abbey ⁽¹⁹⁰⁴⁻⁷¹⁾	6	6	0	1.000	58	16	3-0	3-0		Mississippi College ⁽¹⁹²³⁾	2	1	1	.500	4	2	1-1
Birmingham-Southern ⁽¹⁹⁷⁵⁻⁰⁴⁾	3	2	1	.667	16	12		0-1	2-0	Mississippi State ⁽¹⁹⁶⁸⁻⁰⁰⁾	10	7	3	.700	56	39	2-0 4-3 1-0
Bradley ⁽¹⁹⁵⁰⁾	2	1	1	.500	10	3			1-1	Missouri State ⁽¹⁹⁹³⁻⁹⁹⁾	5	4	1	.800	33	46	4-1
Brigham Young ⁽¹⁹⁸⁸⁾	1	0	1	.000	2	9			0-1	Morehead State ⁽¹⁹⁹⁷⁾	3	3	0	1.000	16	3	3-0
Buffalo ⁽¹⁹⁶⁹⁾	3	3	0	1.000	61	9	3-0			Navy ⁽¹⁹⁶³⁻⁹⁵⁾	2	2	0	1.000	25	8	1-0
California ⁽¹⁹⁸⁰⁻⁹⁷⁾	4	1	3	.250	40	33	1-2		0-1	Nebraska ⁽¹⁹⁹³⁻⁰²⁾	2	1	1	.500	11	15	1-1
California State-Fullerton ⁽¹⁹⁷⁷⁾	1	0	1	.000	0	1			0-1	Nevada ⁽¹⁹⁹⁷⁻⁹⁹⁾	2	1	1	.500	18	16	1-1
California State-Northridge ⁽¹⁹⁹⁷⁾	2	1	1	.500	13	25			1-1	Nevada-Las Vegas ⁽¹⁹⁹¹⁻⁰¹⁾	9	5	4	.555	71	52	2-1 3-3
California-Irvine ⁽²⁰⁰⁵⁾	3	3	0	1.000	18	8	3-0			New Hampshire ⁽¹⁹⁹⁴⁾	1	1	0	1.000	4	1	1-0
California-Los Angeles ⁽¹⁹⁹²⁾	1	0	1	.000	5	6			0-1	New Orleans ⁽¹⁹⁸⁵⁻⁸⁹⁾	7	3	4	.429	49	48	1-2 2-2
Campbell ⁽¹⁹⁸²⁻⁹⁰⁾	5	3	2	.600	37	22	3-1	0-1		New York Tech ⁽²⁰⁰¹⁾	3	3	0	1.000	51	3	3-0
Central Florida ⁽¹⁹⁹⁸⁻⁰⁴⁾	5	2	3	.400	21	26	1-2		1-1	Newberry ⁽¹⁹⁰⁰⁻⁷⁸⁾	88	50	37	.574	475	369	25-11-1 24-25 1-1
Central Michigan ⁽¹⁹⁷³⁾	1	0	1	.000	4	8	0-1			North Carolina ⁽¹⁹⁰¹⁻²⁰⁰⁵⁾	164	93	70	.570	898	784	44-23-1 35-36 14-11
Charleston Southern ⁽¹⁹⁷⁶⁻⁰⁴⁾	14	14	0	1.000	121	45	11-0	3-0		North Carolina A&T ⁽²⁰⁰⁵⁾	1	1	0	1.000	12	2	1-0
Charleston, College of ⁽¹⁸⁹⁹⁻²⁰⁰⁵⁾	15	15	0	1.000	144	45	10-0	5-0		North Carolina State ⁽¹⁹²¹⁻⁰⁵⁾	159	94	64	.594	1,118	871	47-21-1 35-33 12-10
Charlotte ⁽¹⁹⁸⁵⁻⁰⁴⁾	10	8	2	.800	114	44	5-2	3-0		North Carolina-Asheville ⁽¹⁹⁹⁸⁻⁰²⁾	2	2	0	1.000	37	11	2-0
Cincinnati ⁽¹⁹³⁶⁻⁸⁰⁾	3	1	2	.333	19	21	0-1		1-1	North Carolina-Wilmington ⁽¹⁹⁷⁶⁻⁹⁸⁾	39	32	7	.821	315	148	19-2 13-5
Citadel, The ⁽¹⁹⁰⁰⁻²⁰⁰⁴⁾	101	83	18	.822	863	417	48-7	30-11	5-0	North Georgia ⁽¹⁹⁰⁹⁻²⁵⁾	5	3	2	.600	41	24	3-2
Coastal Carolina ⁽¹⁹⁸⁶⁻⁰⁵⁾	39	33	6	.846	362	167	25-4	8-2		Northwestern ⁽¹⁹⁹⁷⁾	2	2	0	1.000	22	9	2-0
Colorado State ⁽¹⁹⁵⁹⁾	1	1	0	1.000	7	1			1-0	Notre Dame ⁽¹⁹⁹⁴⁾	1	0	1	.000	1	8	0-1
Columbus ⁽¹⁹⁷⁷⁻⁹¹⁾	8	7	1	.875	70	23	2-0	5-1		Oglethorpe ⁽¹⁹¹⁷⁻⁵⁹⁾	14	6	8	.429	61	72	2-3 4-5
Cornell ⁽¹⁸⁹⁹⁻⁸⁰⁾	6	4	2	.667	40	34	3-1		1-1	Ohio ⁽¹⁹³⁷⁻⁰¹⁾	33	19	13	.593	217	176	19-13-1
Creighton ⁽¹⁹⁹⁰⁻⁹⁹⁾	5	1	4	.200	29	35			1-4	Ohio State ⁽¹⁹⁵⁴⁻⁰³⁾	15	10	5	.667	86	62	9-3 1-2
Davidson ⁽¹⁹⁰³⁻⁹⁷⁾	36	27	9	.750	354	135	19-3	8-5	0-1	Oklahoma ⁽¹⁹⁹²⁾	1	0	1	.000	6	7	0-1
Delaware ⁽¹⁹⁹⁹⁾	1	1	0	1.000	17	3			1-0	Oklahoma State ⁽¹⁹⁹¹⁻⁹⁶⁾	3	2	1	.667	16	10	2-1
Duke ⁽¹⁹⁰⁴⁻²⁰⁰⁵⁾	169	108	60	.642	1,189	777	56-23-1	42-25	10-12	Old Dominion ⁽¹⁹⁸³⁻⁰⁵⁾	38	31	7	.816	249	122	27-5 4-2
East Carolina ⁽¹⁹⁶⁸⁻⁰⁵⁾	22	13	9	.591	120	83	9-2	4-6	0-1	Oral Roberts ⁽²⁰⁰⁵⁾	1	1	0	1.000	8	3	1-0
East Tennessee State ⁽¹⁹⁶⁹⁻⁰³⁾	25	19	6	.760	196	78	17-4	2-2		Oregon State ⁽¹⁹⁸⁸⁻⁰¹⁾	5	3	2	.600	42	29	3-2
Eastern Kentucky ⁽¹⁹⁹²⁾	2	2	0	1.000	29	0	2-0			Penn State ⁽¹⁹⁵⁹⁻⁷⁵⁾	2	0	2	.000	4	12	0-2
Eastern Michigan ⁽¹⁹⁷⁵⁻⁷⁶⁾	2	0	2	.000	5	8			0-1 0-1	Presbyterian ⁽¹⁹⁰⁶⁻⁵⁰⁾	75	56	19	.747	569	324	32-7 22-10 2-2
Elon ⁽¹⁹²⁰⁻⁰⁵⁾	7	3	4	.429	48	49	3-4			Princeton ⁽¹⁹⁹¹⁻⁰³⁾	2	2	0	1.000	20	11	2-0
Erskine ⁽¹⁸⁹⁸⁻⁸⁵⁾	102	72	30	.706	537	335	34-10	30-14	8-6	Purdue ⁽²⁰⁰²⁾	3	3	0	1.000	18	11	3-0
Florida ⁽¹⁹²⁸⁻⁸³⁾	30	12	18	.400	186	200	1-1	9-16	2-1	Rhode Island ⁽¹⁹⁶⁷⁻⁶⁸⁾	5	3	2	.600	26	19	3-2
Florida Atlantic ⁽¹⁹⁹⁸⁾	2	1	1	.500	11	11	1-1			Rice ⁽¹⁹⁹⁴⁻⁰⁰⁾	4	2	2	.500	25	26	2-2
Florida International ⁽¹⁹⁸⁵⁻⁸⁷⁾	4	2	2	.500	14	19	1-1	1-1		Richmond ⁽¹⁹¹⁵⁻⁰¹⁾	4	3	1	.750	33	21	3-1
Florida Southern ⁽¹⁹⁷⁴⁻⁷⁶⁾	4	2	2	.500	22	13		2-2		Rider ⁽¹⁹⁷⁰⁾	2	2	0	1.000	10	3	2-0
Florida State ⁽¹⁹⁵⁸⁻⁰⁵⁾	101	43	57	.431	559	621	22-15	10-31-1	11-11	Riverside Military ⁽¹⁹⁰⁹⁻¹⁰⁾	3	2	1	.667	11	10	2-0 0-1
Fordham ⁽¹⁹⁸⁸⁾	1	1	0	1.000	3	2			1-0	Rollins ⁽¹⁹⁵⁰⁻⁸⁰⁾	11	4	7	.364	60	59	1-1 3-6
Francis Marion ⁽¹⁹⁷⁶⁻⁸⁶⁾	10	9	1	.900	95	37	4-1	5-0		Rutgers ⁽¹⁹⁸⁸⁻⁹³⁾	2	1	1	.500	8	9	1-1
Fresno State ⁽¹⁹⁸⁸⁻⁹⁴⁾	6	2	4	.333	44	51			0-1 2-3	Saint John's ⁽¹⁹⁷⁵⁻⁹³⁾	5	4	1	.800	43	17	1-0 3-1
Furman ⁽¹⁸⁹⁶⁻²⁰⁰⁵⁾	191	132	55	.702	1,523	890	74-24-1	50-28-2	8-3-1	San Jose State ⁽²⁰⁰⁰⁾	1	1	0	1.000	10	6	1-0
Gardner-Webb ⁽¹⁹⁷⁵⁻⁰⁴⁾	2	2	0	1.000	17	11	2-0			Seton Hall ⁽¹⁹⁸⁷⁻⁰¹⁾	6	6	0	1.000	70	26	5-0 1-0
George Mason ⁽¹⁹⁹⁵⁻⁹⁹⁾	6	6	0	1.000	86	11	6-0			Siena ⁽¹⁹⁹⁶⁾	2	2	0	1.000	27	5	2-0
George Washington ⁽¹⁹⁵⁸⁻⁸⁸⁾	4	3	1	.750	17	13	1-0	0-1	2-0	South Alabama ⁽¹⁹⁷³⁻⁰²⁾	11	6	5	.545	70	55	4-3 2-2
Georgia ⁽¹⁹⁰⁰⁻²⁰⁰⁵⁾	208	93	113	.452	1,228	1,218	51-44-2	39-66	3-3	South Carolina ⁽¹⁸⁹⁹⁻²⁰⁰⁵⁾	271	159	110	.590	1,665	1,360	89-38 64-69-2 6-3
Georgia Southern ⁽¹⁹⁵⁹⁻⁰⁴⁾	77	49	27	.643	586	380	24-12	19-15-1	6-0	South Carolina-Aiken ⁽¹⁹⁸⁴⁻⁸⁵⁾	2	2	0	1.000	26	6	1-0
Georgia Tech ⁽¹⁹⁰²⁻²⁰⁰⁵⁾	183	90	90	.500	1,171	1,109	39-20-1	38-64-2	13-6	South Florida ⁽¹⁹⁹⁶⁻⁹⁸⁾	4	2	2	.500	15	15	1-2 1-0
Gordon Military ⁽¹⁹⁰⁹⁾	1	0	1	.000	3	5			0-1	Southern California ⁽¹⁹⁹⁰⁻⁹⁸⁾	2	0	2	.000	5	9	0-1 0-1
Grand Canyon ⁽¹⁹⁹⁴⁾	2	2	0	1.000	12	1			2-0	Springfield ⁽¹⁹⁶⁷⁻⁶⁸⁾	3	3	0	1.000	22	6	3-0
Guilford ⁽¹⁹¹⁸⁾	2	0	2	.000	3	7	0-2			Stanford ⁽¹⁹⁹⁵⁻⁰⁰⁾	2	0	2	.000	7	18	0-2
Hawaii ⁽¹⁹⁹⁴⁾	1	1	0	1.000	7	3		1-0		Stetson ⁽¹⁹⁷⁶⁻⁹⁸⁾	7	6	1	.857	71	30	3-0 1-1 2-0
Hawaii-Hilo ⁽¹⁹⁹⁴⁾	3	3	0	1.000	29	9		3-0		Tampa ⁽¹⁹⁹²⁾	3	3	0	1.000	34	6	3-0
High Point ⁽¹⁹⁷⁶⁻⁷⁹⁾	7	7	0	1.000	41	8	6-0	1-0		Temple ⁽¹⁹⁷⁷⁾	1	1	0	1.000	13	4	1-0
Hobart ⁽¹⁹⁰²⁾	1	1	0	1.000	10	2	1-0			Tennessee ⁽¹⁹²⁵⁻⁹⁷⁾	34	23	11	.676	237	158	14-3 8-5 1-3
Holy Cross ⁽¹⁹⁵⁸⁾	1	0	1	.000	4	17			0-1	Tennessee Tech ⁽²⁰⁰³⁾	2	2	0	1.000	15	5	2-0
Howard ⁽¹⁹⁷⁸⁻⁸²⁾	10	10	0	1.000	102	28	10-0			Texas A&M ⁽¹⁹⁹⁹⁾	3	1	2	.333	17	28	1-2
Illinois ⁽¹⁹⁸⁶⁻⁰⁰⁾	3	3	0	1.000	24	10	3-0			Texas State ⁽¹⁹⁹⁷⁾	1	0	1	.000	7	12	0-1
Jacksonville ⁽¹⁹⁶⁹⁻⁹⁵⁾	5	3	2	.600	32	29	2-0	1-2		Texas Tech ⁽¹⁹⁹³⁻⁰⁴⁾	4	2	2	.500	25	21	1-2 1-0
James Madison ⁽¹⁹⁷⁶⁻⁰⁰⁾	15	13	2	.867	129	62	12-0	1-2		Texas-Arlington ⁽¹⁹⁹⁰⁻⁹⁵⁾	2	2	0	1.000	26	5	1-0 1-0
Kansas ⁽¹⁹⁹³⁾	1	0	1	.000	1	9			0-1	Toledo ⁽¹⁹⁷⁶⁻⁷⁷⁾	8	5	3	.625	48	25	5-3
Kansas State ⁽¹⁹⁹³⁻⁹⁹⁾	4	3	1	.750	31	17	3-0		0-1	Troy ⁽¹⁹⁸²⁾	2	1	1	.500	7	5	1-1
Kent State ⁽¹⁹⁶⁹⁾	3	1	1	.500	29	16	1-1-1			Valdosta State ⁽¹⁹⁷⁸⁻⁸⁷⁾	17	13	4	.765	100	60	2-0 11-4
Kentucky ⁽¹⁹⁵⁰⁻⁹⁷⁾	9	6	3	.667	50	35	6-1		0-2	Vanderbilt ⁽¹⁹⁸⁴⁻⁸⁶⁾	3	2	1	.667	26	13	1-1 1-0
Lewis ⁽¹⁹⁷⁷⁻⁷⁸⁾	6	6	0	1.000	31	12	6-0			Vermont ⁽¹⁹⁷⁰⁾	1	1	0	1.000	14	2	1-0
Lewis-Clark State ⁽¹⁹⁹⁴⁾	1	0	1	.000	2	9			0-1	Villanova ⁽¹⁹⁹¹							

Against All Competition

Virginia Military ⁽¹⁹¹⁶⁾	1	1	0	1.000	2	0		1-0	Wichita State ⁽¹⁹⁸¹⁾	1	0	1	.000	2	7	0-1			
Virginia Tech ^{*(1902-2005)}	42	21	19	.524	221	210	12-7-1	4-11-1	5-1	William & Mary ⁽²⁰⁰⁰⁻⁰¹⁾	2	2	0	1.000	14	7	2-0		
Wake Forest ^{*(1901-2005)}	152	108	43	.714	1,053	765	53-18-1	42-22	13-3	Wingate ⁽¹⁹⁸³⁾	1	1	0	1.000	11	7	1-0		
Washington ⁽¹⁹⁹⁴⁻⁹⁹⁾	3	2	1	.667	17	16			2-1	Winthrop ⁽¹⁹⁸¹⁻⁰⁵⁾	19	16	3	.842	155	81	12-2	3-1	1-0
Washington & Lee ⁽¹⁹⁴⁸⁻⁵⁴⁾	3	2	1	.667	42	10	2-1			Wofford ^{*(1898-2005)}	95	71	23	.753	679	370	35-8	34-14	2-1
Washington State ⁽¹⁹⁸⁸⁾	1	0	1	.000	5	6			0-1	Yale ⁽¹⁹⁴⁷⁻⁹²⁾	5	4	1	.800	32	19	2-0		2-1
West Virginia ⁽¹⁹⁵¹⁻⁰⁵⁾	10	10	0	1.000	87	20	6-0		4-0	Totals	3,622	2,310	1,283	.642	24,892	17,302	1,301-441-13	780-683-14	229-159-2
West Virginia Wesleyan ⁽¹⁹¹⁶⁻¹⁷⁾	3	1	2	.333	12	17	1-2			* - includes one tie (there have been 29 ties in Clemson history); ^ - runs; Note: Bold denotes 2006 opponent.									
Western Carolina ⁽¹⁹⁷⁴⁻⁰⁵⁾	56	47	9	.839	492	264	35-1	11-8	1-0										
Western Michigan ⁽¹⁹⁵⁸⁻⁷³⁾	3	1	2	.333	15	21	1-1		0-1										

Record By Date

January						22	21-15-2	.579	10-4-1	11-9-1	0-2	17	14-8	.636	2-1	6-3	6-4
Day	W-L	Win %	Home	Away	Neutral	23	29-15	.659	17-5	10-10	2-0	18	14-6	.700	4-1	1-1	9-4
28	1-0	1.000			1-0	24	25-17-1	.593	19-9-1	6-8		19	9-9	.500	2-2	2-2	5-5
29	1-0	1.000			1-0	25	27-17-1	.611	16-13-1	9-4	2-0	20	9-8-1	.528	2-0	1-3	6-5-1
30	0-1	.000			0-1	26	28-14-1	.663	23-8-1	3-5	2-1	21	9-6	.600	2-0	2-4	5-2
31						27	27-8	.771	22-5	4-2	1-1	22	12-8	.600	1-3	5-1	6-4
Totals	2-1	.667	0-0	0-0	2-1	28	24-23-2	.510	22-10-2	1-12	1-1	23	5-9	.357	2-2	0-2	3-5
						29	28-17	.622	23-10	4-6	1-1	24	6-5	.545	3-0	0-2	3-3
						30	29-16	.644	23-8	6-8		25	9-3	.750	4-0	2-0	3-3
						31	34-11	.756	21-3	10-8	3-0	26	11-2	.846	5-0	1-0	5-2
						Totals	679-302-10	.690	468-123-6	182-161-4	29-18	27	6-4	.600	3-1		3-3
February						April						June					
Day	W-L	Win %	Home	Away	Neutral	Day	W-L	Win %	Home	Away	Neutral	Day	W-L	Win %	Home	Away	Neutral
1						1	34-15	.694	20-8	14-7		1	1-3	.250	1-0	0-1	0-2
2						2	28-17	.622	21-7	6-9	1-1	2	3-2	.600	2-0	0-1	1-1
3						3	36-17-2	.673	24-7-1	10-10-1	2-0	3	4-2	.667	2-0		2-2
4						4	37-14	.725	23-5	13-7	1-2	4	4-1	.800	1-0	0-1	3-0
5						5	33-21	.611	24-11	8-10	1-0	5	5-5	.500	1-0	1-1	3-4
6	1-0	1.000			1-0	6	30-19-1	.610	20-10	10-7-1	0-2	6	2-2	.500		1-2	1-0
7	1-0	1.000			1-0	7	35-18-1	.657	20-7-1	13-11	2-0	7	2-1	.667	0-1		2-0
8	1-0	1.000			1-0	8	38-15	.717	25-5	12-10	1-0	8	1-1	.500	1-0		0-1
9						9	33-17	.660	24-7	9-10		9	4-1	.800	1-0		3-1
10						10	27-25	.519	18-10	9-13	0-2	10	0-1	.000			0-1
11						11	38-12	.760	24-5	14-6	0-1	11	3-1	.750		1-0	2-1
12	3-0	1.000	3-0			12	29-33	.468	13-14	15-18	1-1	12	1-1	.500		0-1	1-0
13	2-1	.667	2-1			13	31-22	.585	16-8	15-14		13	1-3	.250		0-1	1-2
14	2-0	1.000	2-0			14	38-16-1	.700	13-7-1	25-9		14	4-4	.500			4-4
15	4-0	1.000	3-0	1-0		15	42-20-1	.675	26-4	16-15-1	0-1	15	0-2	.000			0-2
16	5-3	.625	4-1	1-2		16	38-21-1	.642	24-6	14-15-1		16	1-1	.500			1-1
17	4-2	.667	1-1	3-0	0-1	17	35-15	.700	27-6	7-9	1-0	17					
18	7-1	.875	3-1	3-0	1-0	18	29-17-2	.625	18-7	10-7-2	1-3	18					
19	5-2	.714	3-0	1-2	1-0	19	34-15	.694	20-5	13-10	1-0	19	0-1	.000			0-1
20	6-2	.750	4-0	2-1	0-1	20	33-17	.660	15-6	13-10	5-1	20	0-1	.000			0-1
21	4-2	.667	3-0	1-2		21	32-18-1	.637	18-8	10-8-1	4-2	21	0-1	.000			0-1
22	9-2	.818	6-0	3-2		22	28-21	.571	12-4	13-14	3-3	Totals	36-34	.514	9-1	3-8	24-25
23	10-5	.667	5-0	4-5	1-0	23	28-20	.583	18-7	10-11	0-2	Note: Bold denotes 2006 game date.					
24	11-4	.733	8-1	3-1	0-2	24	32-18-2	.635	18-5-1	8-10-1	6-3	Top Winning % Dates					
25	18-1	.947	8-0	7-1	3-0	25	31-19-1	.618	18-9	11-10	2-0-1	Rk	Date	W-L	Win %		
26	12-7	.632	5-1	7-4	0-2	26	41-18	.695	19-11	18-5	4-2	1.	February 25	18-1	.947		
27	10-4	.714	4-1	4-2	2-1	27	28-21	.571	16-6	9-12	3-3	2.	March 7	25-3	.893		
28	16-6	.727	8-3	4-3	4-0	28	15-21	.417	7-6	7-14	1-1	3.	March 14	23-3	.885		
29	3-1	.750	1-0	1-1	1-0	29	16-14	.533	7-4	8-9	1-1	4.	May 26	11-2	.846		
Totals	134-43	.757	73-10	45-26	16-7	30	23-14-1	.618	12-8-1	11-4	0-2	5.	March 9	20-4	.833		
March						Totals	952-550-14	.633	560-213-5	351-304-8	41-33-1	6.	March 10	24-5	.828		
Day	W-L	Win %	Home	Away	Neutral	May						7.	March 3	19-4	.826		
1	15-6	.714	11-3	3-3	1-0	Day	W-L	Win %	Home	Away	Neutral	8.	February 22	9-2	.818		
2	14-8-1	.630	11-2	3-4-1	0-2	1	18-18	.500	6-8	11-8	1-2	9.	March 12	21-5	.808		
3	19-4	.826	15-2	3-2	1-0	2	19-13	.594	6-5	13-7	0-1	10.	March 4	16-4	.800		
4	16-4	.800	13-1	3-3		3	22-13	.629	6-7	16-5	0-1	11.	March 6	19-5	.792		
5	18-6	.750	14-4	4-2		4	24-14	.632	14-3	7-10	3-1	12.	March 13	17-5	.773		
6	19-5	.792	17-3	2-2		5	23-18-1	.560	14-6	8-12-1	1-0	Note: Minimum 10 games; bold denotes 2006 game date.					
7	25-3	.893	24-3	1-0		6	24-24	.500	9-10	13-14	2-0						
8	19-6	.760	19-4	0-2		7	30-15	.667	16-5	12-10	2-0						
9	20-4	.833	16-3	4-1		8	26-28-1	.482	12-6-1	12-21	2-1						
10	24-5	.828	20-2	4-3		9	37-19	.661	17-6	16-12	4-1						
11	13-6	.684	13-3	0-3		10	25-15	.625	9-4	15-10	1-1						
12	21-5	.808	18-1	3-4		11	33-16-1	.670	14-7	13-9-1	6-0						
13	17-5	.773	12-3	5-2		12	23-18-1	.560	9-5-1	9-10	5-3						
14	23-3	.885	14-1	7-2	2-0	13	32-15	.681	15-3	9-10	8-2						
15	19-9-1	.672	11-3	8-3-1	0-3	14	18-22	.450	5-5	5-14	8-3						
16	12-12	.500	7-2	4-8	1-2	15	20-9	.690	3-1	12-5	5-3						
17	22-10	.688	8-1	11-8	3-1	16	16-15	.516	2-2	7-7	7-6						
18	24-8	.750	7-1	13-6	4-1												
19	25-13	.658	6-2	16-10	3-1												
20	26-13	.667	8-2	16-10	2-1												
21	16-14-1	.532	8-2	8-11-1	0-1												



Game Results vs. 2006 Opponents

Boston College

Overall: 0-0

College of Charleston

Overall: 15-0

at Clemson: 10-0

at Kingsmore Stadium: 6-0

at College of Charleston: 5-0

NCAA Tournament Games: ... 1-0

One-Run Games: 1-0

Under Jack Leggett: 9-0

Longest CU Win Streak: .. 15⁽¹⁹⁹⁹⁻²⁰⁰⁵⁾

Biggest CU Win: 12-0⁽¹⁹⁰⁰⁾

Date	Site	W-L	CU	Op
5/11/1899	A	W	11	3
5/20/1899	H	W	11	3
5/7/1900	H	W	12	0
4/3/1911	H	W	6	3
4/28/1911	A	W	6	1
4/3/1912	H	W	6	0
3/7/2001	H	W	5	3
3/1/2002	A	W	14	6
3/6/2002	H	W	12	1
3/5/2003	H	W	6	2
3/18/2003	A	W	7	6
3/5/2004	A	W	15	4
5/12/2004	H	W	19	8
5/17/2005	H	W	8	5
6/4/2005	\$ H	W	6	0

\$ - NCAA Regional

Duke

Overall: 108-60-1

at Clemson: 56-23-1

at Kingsmore Stadium: 37-5

at Duke: 42-25

at Neutral: 10-12

ACC Regular-Season Games: .. 84-30-1

ACC Tournament Games: 8-3

One-Run Games: 16-21

Extra-Inning Games: 3-3

Under Jack Leggett: 28-10

Longest CU Win Streak: .. 14⁽¹⁹⁸⁵⁻⁹⁰⁾

Longest DUK Win Streak: .. 5⁽¹⁹⁰⁸⁻⁰⁹⁾

Biggest CU Win: 25-6⁽¹⁹⁷⁸⁾

Biggest DUK Win: .. 14-3^{(1910,42), 11-0⁽¹⁹⁵⁴⁾}

Date	Site	W-L	CU	Op
5/7/1904	N1	W	15	8
4/12/1905	H	W ⁽¹⁾	4	3
4/12/1906	H	W	13	4
5/4/1906	N2	L	0	7
5/3/1907	N2	L	4	5

5/4/1907	N2	W	3	0
5/1/1908	N2	L	3	5
5/2/1908	N3	L	0	1
4/21/1909	H	L	7	8
4/24/1909 ⁽¹⁾	N4	L	1	4
4/24/1909 ⁽²⁾	N4	L	0	1
4/8/1910	H	W	2	1
4/9/1910	H	L	3	14
4/27/1911 ⁽¹⁾	N5	L	0	7
4/27/1911 ⁽²⁾	N5	L	5	9
4/27/1916	A	W	16	6
4/28/1916	A	L	4	5
5/8/1916	H	W	3	0
5/9/1916	H	W	13	3
4/14/1919	H	L	2	8
4/15/1919	H	L ⁽¹²⁾	1	3
4/12/1923	H	L	0	9
5/1/1926	H	W	10	3
3/30/1934	H	L	6	7
3/31/1934	H	W	10	5
4/1/1935 ⁽¹⁾	A	L	8	12
4/1/1935 ⁽²⁾	A	W ⁽⁷⁾	3	0
3/25/1942	H	L	3	5
3/26/1942	H	L	3	14
3/28/1947	H	W	10	9
3/29/1947	H	L	11	13
3/24/1948	H	L	3	5
3/25/1948	H	L	2	3
3/30/1949	H	W	13	3
3/31/1949	H	L	16	18
3/29/1950	H	L	8	9
3/30/1950	H	W	17	6
4/26/1951	A	W	4	3
5/19/1951	N6	L	0	5
3/28/1952	H	L	8	14
3/29/1952	H	W	10	9
4/14/1952	A	L	2	6
3/26/1953	H	L	4	5
4/23/1954	* A	W	5	4
4/24/1954	* A	L	0	11
3/29/1955	* N1	W	5	3
4/22/1955	* A	L	3	10
3/26/1956	* H	T	11	11
4/20/1956 ⁽¹⁾	* A	L ⁽⁷⁾	0	6
4/20/1956 ⁽²⁾	* A	L ⁽⁷⁾	3	8
4/9/1957	* H	L	2	6
4/19/1957	* A	L	2	6
5/1/1958	* A	W	8	1
5/12/1958	* A	L	1	7
4/30/1959	* A	W	12	7
5/1/1959	* A	W	10	0
5/3/1960	* H	W	6	1

5/4/1960	* H	W	4	2
4/7/1961	* H	L	5	8
5/6/1961	* A	L	1	3
4/10/1962	* H	L	3	4
5/5/1962	* A	L	3	7
4/27/1963	* A	W	5	1
5/3/1963	* H	W	5	4
4/24/1964	* A	W	5	3
4/23/1965	* H	W	10	2
5/7/1965	* A	W	8	0
4/2/1966	* H	W	11	0
4/15/1967	* A	L	3	10
5/5/1967	* H	W	4	0
5/11/1968 ⁽¹⁾	* A	W ⁽⁷⁾	5	3
5/11/1968 ⁽²⁾	* A	L ⁽⁷⁾	0	7
4/7/1969	* A	L	6	13
5/10/1969 ⁽¹⁾	* H	W ⁽⁷⁾	8	5
5/10/1969 ⁽²⁾	* H	W ⁽⁷⁾	7	2
4/5/1970	* H	W	3	1
5/16/1970 ⁽¹⁾	* A	L ⁽⁷⁾	1	2
5/16/1970 ⁽²⁾	* A	L ⁽⁷⁾	1	2
4/4/1971	* H	W	5	4
5/12/1971	* A	W	5	2
4/17/1973 ⁽¹⁾	* A	W ⁽⁷⁾	9	7
4/17/1973 ⁽²⁾	* A	W ⁽⁷⁾	4	3
3/31/1974	* H	W	18	1
4/12/1974 ⁽¹⁾	* H	W	14	3
4/12/1974 ⁽²⁾	* H	W	8	1
4/8/1976	* A	W	20	7
4/9/1976	* A	L	1	10
3/5/1977	* H	W	6	0
3/20/1978	* A	W	25	6
3/21/1978	* A	W ⁽⁸⁾	15	10
4/23/1978	* H	W	13	0
3/14/1979	* H	W	13	1
3/15/1979	* H	W	6	4
3/12/1981	* H	W	7	4
3/13/1981	* H	W	8	7
4/23/1981	* N7	L	0	1
4/25/1981	* N7	W	9	2
3/19/1982	* A	W	5	3
4/21/1982	* N7	W	10	9
3/6/1983	* H	W	9	2
3/7/1983	* H	W	4	3
4/24/1983	* N7	W	14	7
3/3/1984	* A	W	11	4
3/4/1984	* A	W	7	1
4/18/1984	* N8	L	5	8
3/5/1985	* H	W	5	0
3/6/1985	* H	W	11	2
4/5/1986	* A	W	6	1
4/6/1986	* A	W	15	1
4/12/1987	* A	W	6	3
4/18/1987	* H	W	12	4
4/19/1987	* H	W	6	3
5/7/1987 ⁽¹⁾	* A	W ⁽⁸⁾	10	8
5/7/1987 ⁽²⁾	* A	W ⁽⁷⁾	14	5
4/9/1988 ⁽¹⁾	* A	W ⁽⁷⁾	10	3
4/9/1988 ⁽²⁾	* A	W ⁽⁷⁾	10	3
4/15/1988	* H	W	11	3
5/11/1988	* N9	W	9	1
3/4/1990 ⁽¹⁾	* A	W	12	9
3/4/1990 ⁽²⁾	* A	L	3	4
5/12/1990	* N9	W	13	3
5/5/1991	* H	W	17	4
5/6/1991	* H	W ⁽⁷⁾	3	2
5/7/1991	* H	W	6	4
3/17/1992	* A	W	15	7
3/18/1992	* A	W	9	1
3/19/1992	* A	L	1	2
2/27/1993	* H	L	6	7
2/28/1993	* H	W	16	7
3/1/1993	* H	L	4	13
5/15/1993	* N9	W	4	2
4/15/1994	* A	W	7	6
4/16/1994	* A	L	7	8
4/17/1994	* A	W	7	0
3/10/1995	* H	W	10	0
3/11/1995	* H	W	8	4
3/12/1995	* H	W	9	1

3/16/1996 ⁽¹⁾	* A	L ⁽⁷⁾	4	7
3/16/1996 ⁽²⁾	* A	L ⁽⁷⁾	0	2
3/17/1996	* A	W	7	2
5/16/1996	+ N7	W	6	1
4/11/1997	* H	W	11	1
4/12/1997	* H	L ⁽¹⁰⁾	3	4
4/13/1997	* H	W	14	2
4/11/1998 ⁽¹⁾	* A	W	8	2
4/11/1998 ⁽²⁾	* A	L	6	7
4/12/1998	* A	L	2	6
4/16/1999	* H	W	18	1
4/17/1999	* H	L ⁽¹⁰⁾	3	5
4/18/1999	* H	W	7	5
4/21/2000	* A	W	8	5
4/22/2000	* A	W	8	5
4/23/2000	* A	W	12	8
4/13/2001	* H	W	10	2
4/14/2001	* H	W	10	1
4/15/2001	* H	W	6	4
4/19/2002	* A	W	5	3
4/20/2002	* A	W	4	1
4/21/2002	* A	W	2	1
5/4/2003	* H	W	7	6
5/5/2003	* H	L	6	7
5/6/2003	* H	W	13	2
5/23/2003	+ N10	L	4	7
5/20/2004	* A	W	10	1
5/21/2004	* A	L	1	2
5/22/2004	* A	W	9	6
4/8/2005	* H	W	9	3
4/9/2005	* H	W	11	6
4/10/2005	* H	W	16	6

* - ACC regular-season game; + -

ACC Tournament; N1 - Anderson,

SC; N2 - Charlotte, NC; N3 - Win-

ston-Salem, NC; N4 - Chester, SC;

N5 - Sumter, SC; N6 - Greensboro,

NC; N7 - Chapel Hill, NC; N8 -

Durham, NC; N9 - Greenville, SC;

N10 - Salem, VA

Elon

Overall: 3-4

at Clemson: 3-4

at Kingsmore Stadium: 3-3

Under Jack Leggett: 3-3

Longest CU Win Streak: .. 1^(2000,04,05)

Longest ELO Win Streak: .. 2⁽²⁰⁰²⁻⁰³⁾

Biggest CU Win: 17-5⁽²⁰⁰⁰⁾

Biggest ELO Win: 11-2⁽²⁰⁰³⁾

Date	Site	W-L	CU	Op
4/29/1920	H	L	3	6
4/18/2000	H	W	17	5
5/9/2002	H	L	6	8
5/7/2003	H	L	2	11
3/23/2004	H	W	10	6
3/24/2004	H	L	1	7
4/26/2005	H	W	9	6

Florida State

Overall: 43-57-1

at Clemson: 22-15

at Kingsmore Stadium: 20-11

at Florida State: 10-31-1

at Neutral: 11-11

ACC Regular-Season Games: .. 20-22

ACC Tournament Games: ... 7-10

NCAA Tournament Games: ... 4-2

One-Run Games: 11-12

Extra-Inning Games: 1-3-1

Under Jack Leggett: 19-30

Longest CU Win Streak: .. 6⁽¹⁹⁹²⁻⁹³⁾

Longest FSU Win Streak: .. 9⁽²⁰⁰¹⁻⁰²⁾

Biggest CU Win: 24-2⁽¹⁹⁵⁹⁾

Biggest FSU Win: 20-3⁽¹⁹⁷²⁾

Date	Site	W-L	CU	Op
6/7/1958	\$ N1	W ⁽¹⁰⁾	8	5
6/5/1959	\$ N1	W	24	2
6/6/1959	\$ N1	W	5	0
3/30/1962	A	L	8	14

4/19/1962	H	W	14	11
-----------	---	---	----	----

Game Results vs. 2006 Opponents

4/7/2001	*	A	L	6	7
4/8/2001	*	A	L	1	6
5/18/2001	+	N5	L	4	5
5/17/2002	*	H	L	3	9
5/18/2002	*	H	L	3	12
5/19/2002	*	H	L	3	9
5/23/2002	+	N4	L	4	9
5/25/2002	+	N4	L	1	4
4/11/2003	*	A	W	8	4
4/12/2003	*	A	L	2	7
4/13/2003	*	A	L	1	8
5/1/2004	*	H	L	6	11
5/2/2004	*	H	L	1	10
5/3/2004	*	H	W	18	9
4/2/2005	*	A	L	1	3
4/3/2005 ⁽¹⁾	*	A	L	4	5
4/3/2005 ⁽²⁾	*	A	W	7	3

\$ - NCAA District III Playoffs, Regionals; * - ACC regular-season game; + - ACC Tournament; N1 - Gastonia, NC; N2 - Greenville, SC; N3 - Durham, NC; N4 - Saint Petersburg, FL; N5 - Fort Mill, SC

Furman

Overall:	132-55-4
at Clemson:	74-24-1
at Kingsmore Stadium:	24-2
at Furman:	50-28-2
at Neutral:	8-3-1
NCAA Tournament Games:	2-0
One-Run Games:	24-21
Extra-Inning Games:	9-5-3
Under Jack Leggett:	12-2
Longest CU Win Streak:	29 ⁽¹⁹⁸⁵⁻⁰²⁾
Longest FUR Win Streak:	7 ⁽¹⁹²⁴⁻²⁶⁾
Biggest CU Win:	21-1 ⁽¹⁹⁹¹⁾
Biggest FUR Win:	10-2 ⁽¹⁹⁰⁷⁾

Date	Site	W-L	CU	Op
4/24/1896	H	L	13	20
5/9/1896	A	L	11	14
4/16/1898	A	L	2	5
4/23/1898	H	W	14	3
5/14/1898	H	L	14	15
4/14/1900	A	W	5	1
5/9/1902	A	W	11	3
4/9/1904	H	L	1	2
5/5/1905	A	L	1	8
5/10/1905	H	L	1	2
5/19/1905	A	L	6	8
4/7/1906	H	L	6	7
4/27/1906	N1	W	11	5
5/5/1906	A	L	3	4
4/26/1907	N1	L	2	10
5/11/1907	A	W	11	8
4/11/1908	H	W	11	1
4/24/1908	N1	W	8	2
4/10/1909	A	W	7	6
4/30/1909	N1	L	5	6
4/22/1910	H	W	5	0
4/23/1910	H	W ⁽¹¹⁾	3	2
4/7/1911	A	W	4	0
5/1/1911	A	W	6	4
4/19/1912	H	W	8	3
4/8/1913	A	W	9	3
4/26/1913	H	W	4	0
4/18/1914	H	W	5	1
4/21/1914	A	L	9	10
5/9/1914	A	W	5	1
3/26/1915	N2	W	3	2
4/30/1915	H	W	10	2
5/15/1915	A	W	10	1
5/17/1915	N1	W	8	2
5/18/1915	N1	W	5	3
4/19/1916	A	L	3	4
4/25/1916	N2	T ⁽¹⁷⁾	0	0
4/10/1917	H	W	15	1
4/20/1918	A	W	8	3
5/9/1918	H	W ⁽⁸⁾	7	0
3/25/1919	H	L	0	2

4/10/1920	A	L ⁽¹²⁾	4	5
4/13/1921	H	L	1	4
4/20/1921	A	L	1	2
4/15/1922	A	L	1	8
5/11/1922	H	L	0	4
3/30/1923	H	W	8	0
3/31/1923	A	W	3	0
4/14/1923	A	W	6	1
4/30/1923	H	T ⁽¹³⁾	3	3
4/15/1924	A	L	1	4
4/22/1924	N2	L	4	11
5/3/1924	H	L	3	7
4/11/1925	H	L	3	7
4/22/1925	A	L	4	7
3/25/1926	H	L	5	9
3/27/1926	A	L	1	2
4/27/1927	H	W	6	5
5/12/1927	A	L ⁽¹⁰⁾	1	2
4/30/1928	A	W ⁽¹⁰⁾	8	6
5/9/1928	H	W	7	2
4/20/1929	A	W	10	3
4/27/1929	H	W	6	1
4/15/1930	A	W	4	3
4/22/1930	H	W	7	6
3/27/1933	H	W ⁽⁸⁾	5	4
3/28/1933	H	L ⁽⁶⁾	9	11
4/13/1933	A	L	4	6
4/14/1933	H	W	4	1
5/1/1933	A	W	9	8
5/2/1933	H	L ⁽⁷⁾	1	4
4/5/1934	H	L	7	8
4/21/1934	A	L	7	8
4/24/1935	A	T ⁽¹⁰⁾	4	4
5/7/1935 ⁽¹⁾	H	W	3	2
5/7/1935 ⁽²⁾	H	W ⁽⁷⁾	1	0
4/16/1937	H	L	2	5
5/10/1937	A	W	14	8
4/28/1938	A	L	7	14
5/11/1938	H	L	4	6
5/12/1939	A	W	9	7
5/13/1939	H	W	8	4
4/18/1940	A	T	13	13
5/1/1940	H	W	16	9
4/11/1941	H	W	9	0
4/18/1941	A	L	5	7
4/27/1942	A	L ⁽¹⁰⁾	11	12
5/6/1942	H	L	1	7
4/8/1943	A	W	21	4
4/15/1943	H	W	13	12
4/29/1943	H	W	8	2
4/23/1946	A	W	4	2
5/13/1946	H	W	2	1
5/5/1947	H	W	19	7
5/6/1947	A	L	4	7
5/13/1947	H	W	9	6
5/14/1947	A	W	13	3
4/19/1948	H	W	7	6
4/28/1948	A	L	8	11
5/3/1948	H	L	1	3
5/10/1948	A	W	5	4
4/19/1949	H	W	9	6
4/27/1949	A	W	16	3
5/2/1949	H	W ⁽¹⁰⁾	6	5
5/10/1949	A	W ⁽¹²⁾	4	3
4/18/1950	H	W	12	0
4/26/1950	A	W	10	3
5/1/1950	H	W	21	6
5/9/1950	A	W	11	7
4/17/1951	H	W	26	13
4/25/1951	A	W	10	8
4/30/1951	H	W	6	1
5/8/1951	A	W	12	2
4/23/1952	H	W	4	2
4/29/1952	A	L ⁽¹⁵⁾	4	5
5/5/1952 ⁽¹⁾	H	W ⁽¹⁰⁾	12	11
5/5/1952 ⁽²⁾	H	W ⁽⁷⁾	5	4
4/8/1953	A	W	15	1
4/22/1953	H	W ⁽¹⁴⁾	13	12
4/25/1953	A	L ⁽⁷⁾	4	6
5/11/1953	N2	W	3	1



Bill Barnett hit a Tiger record-tying three homers in a 13-12 win in 14 innings over Furman on April 22, 1953.

4/8/1954	A	W	5	2
5/12/1954	H	L	9	13
4/19/1955	A	W	7	2
5/14/1955	H	L	7	8
4/9/1956	A	L	4	5
5/3/1956	H	W	4	2
4/6/1957	H	W	6	3
5/1/1957	A	L	3	5
3/27/1958	A	W	9	1
5/8/1958	H	W	11	6
4/4/1959	A	W	6	4
5/8/1959	H	W	10	1
5/13/1960	H	L	4	6
5/14/1960	A	L ⁽¹¹⁾	3	4
4/11/1961	H	W	14	9
5/15/1961	A	L ⁽⁶⁾	4	5
5/2/1962	H	W	7	3
5/15/1962	A	W	11	1
5/7/1963	A	W	6	5
5/15/1963	H	W	11	6
5/6/1964	A	W	1	0
5/13/1964	H	L	9	10
4/6/1965	H	W	11	9
5/15/1965	A	W	4	3
4/25/1966	H	W	18	6
5/17/1966	A	W	6	3
4/5/1967	A	W	7	3
4/17/1967	H	W	6	5
3/26/1968	H	W	20	4
4/11/1968	A	W	12	4
4/1/1969	H	W	12	5
4/26/1969	A	W	10	3
5/21/1976	\$ N3	W	13	2
5/24/1976	\$ N3	W	6	2
3/10/1983	H	W	8	2
3/22/1983	A	W	11	2
4/10/1984	H	L	7	9
3/25/1985	A	W	19	10
5/13/1985	H	W	13	1
4/1/1986	A	W	9	7
4/16/1986	H	W	6	3
4/6/1987	H	W	4	1
3/2/1988	H	W	15	3
3/23/1988	A	W	12	7
3/15/1989	H	W	3	0
4/1/1989	A	W	4	0
4/4/1990	A	W	10	2
4/11/1990	H	W	17	6
4/2/1991	H	W	16	6
4/23/1991	A	W	8	3
5/17/1991	H	W	7	2
5/18/1991	H	W ⁽⁸⁾	8	0

5/19/1991	H	W	21	1
3/5/1992	H	W	20	2
3/30/1993	H	W	11	4
4/20/1993	A	W	17	2
3/3/1994	H	W	11	4
4/25/1995	H	W	19	5
5/8/1996	H	W	13	4
4/8/1997	H	W	10	7
4/7/1998	H	W	18	0
4/13/1999	H	W	12	9
4/5/2000	H	W	3	2
2/28/2001	H	W	7	4
5/9/2001	A	W ⁽¹¹⁾	9	6
4/23/2002	H	W	18	7
5/8/2003	A	L	8	10
5/13/2003	H	L	9	12
5/11/2004	H	W	16	5
3/16/2005	H	W	11	1

\$ - NCAA Regional; N1 - Greenwood, SC; N2 - Anderson, SC; N3 - Columbia, SC

Gardner-Webb

Overall:	2-0			
at Clemson:	2-0			
at Kingsmore Stadium:	2-0			
Under Jack Leggett :	1-0			
Longest CU Win Streak: ..	2 ⁽¹⁹⁷⁵⁻⁰⁴⁾			
Biggest CU Win: ...	9-6 ⁽¹⁹⁷⁵⁾ , 8-5 ⁽²⁰⁰⁴⁾			
Date	Site	W-L	CU	Op
3/1/1975	H	W	9	6
3/3/2004	H	W	8	5

Georgia

Overall:	93-113-2			
at Clemson:	51-44-2			
at Kingsmore Stadium:	31-9			
at Georgia:	39-66			
at Neutral:	3-3			
NCAA Tournament Games:	1-2			
One-Run Games:	26-33			
Extra-Inning Games:	5-7-1			
Under Jack Leggett :	16-11			
Longest CU Win Streak:	7 ⁽¹⁹⁷¹⁻⁷³⁾			
Longest UGA Win Streak:	11 ⁽¹⁹²⁴⁻²⁹⁾			
Biggest CU Win:	25-2 ⁽¹⁹⁰¹⁾ , 23-0 ⁽¹⁹⁴⁶⁾			
Biggest UGA Win:	27-4 ⁽¹⁹³⁹⁾			
Date	Site	W-L	CU	Op
5/16/1900	A	W	13	3
4/23/1901	H	W	25	2
4/17/1902	H	L	1	2
4/10/1903	A	W	13	8
4/23/1904	A	L ⁽¹²⁾	3	6
4/1/1905	H	L	2	3
5/13/1905	A	L	2	5
3/31/1906 ⁽¹⁾	A	L	2	9
3/31/1906 ⁽²⁾	A	L	3	4
4/13/1907	A	W	7	5
4/20/1907	H	L	0	2
5/8/1908	A	L	0	8
5/9/1908 ⁽¹⁾	A	L	0	6
5/9/1908 ⁽²⁾	A	L	0	7
4/2/1909	H	W	2	0
4/3/1909	H	W	10	3
4/1/1910	A	W	1	0
4/2/1910	A	L	0	5
3/27/1911	H	L	2	5
3/28/1911	H	L	0	3
3/29/1912	A	L	0	8
3/30/1912	A	L	1	5
4/4/1913	H	W	10	8
4/5/1913	H	L	4	10
3/27/1914	A	W	6	3
3/28/1914	A	L ⁽¹¹⁾	6	7
4/30/1915	H	L	3	6
5/1/1915	H	L	3	9
4/21/1916	A	L	1	4
4/22/1916	A	L ⁽¹¹⁾	4	6
4/20/1917	N1	W	2	1
4/21/1917	N1	L	2	3



Game Results vs. 2006 Opponents

4/12/1965	H	L	4	8
4/19/1966	A	W	17	9
5/12/1966	H	T ⁽⁸⁾	3	3
4/10/1967	H	L	1	4
5/3/1967	A	W	2	1
4/2/1968	H	W ⁽¹¹⁾	3	2
5/6/1968	A	W ⁽¹⁰⁾	3	2
3/30/1969	H	W	10	1
4/9/1969	A	W	16	11
4/15/1970	H	W	4	1
5/6/1970	A	L ⁽¹²⁾	10	11
4/7/1971	A	W	8	4
4/14/1971	H	W	10	3
4/12/1972	A	W	12	4
4/18/1972	A	W	12	3
5/2/1972	H	W	4	0
4/5/1973	H	W	12	3
4/11/1973	A	W	6	5
4/23/1973	H	L	5	7
4/2/1974	H	W	3	0
4/10/1974	A	L	4	5
4/16/1974	H	W	6	3
3/23/1975	A	W	11	1
4/15/1975	H	W	10	1
3/8/1976	A	L	3	4
4/6/1976	H	W	5	2
4/14/1976	A	W	10	3
3/3/1977	A	W	2	1
4/6/1977	H	W	2	0
4/5/1978 ⁽¹⁾	A	W ⁽⁷⁾	11	6
4/5/1978 ⁽²⁾	A	L ⁽⁷⁾	5	6
2/28/1979	H	W	12	2
4/16/1979	A	L	14	15
2/27/1980	H	W	22	7
3/1/1980	A	W	8	5
3/5/1981	A	W	19	16
3/31/1981	H	L	2	3
4/8/1981	A	L	20	22
3/2/1982	H	L	3	7
4/6/1982	A	L	10	11
4/13/1982	H	L	5	8
4/6/1983	A	W	13	7
4/12/1983	A	L	5	11
4/27/1983	H	W	6	3
3/11/1984	H	L	6	9
4/24/1984	A	L	11	14
4/25/1984	H	W	5	2
3/26/1985	A	L	11	14
4/24/1985	A	L	4	11
4/30/1985	H	L	3	4
4/2/1986	H	W	5	4
4/9/1986	A	L	6	13
4/10/1986	H	W	18	2
4/1/1987	H	W	3	2
4/2/1987	A	L	7	11
2/25/1988	H	W	13	12
3/22/1988	A	L	7	8
4/18/1989	A	L	5	6
4/25/1989	H	W ⁽¹²⁾	3	2
3/28/1990	A	L	8	9
4/9/1991	H	W	4	3
4/10/1991	A	W	9	1
4/24/1991	H	W	11	8
3/31/1992	A	W	8	4
4/1/1992	H	L	2	3
4/22/1992	A	W	9	1
3/31/1993	A	W	6	2
4/14/1993	H	W	8	6
5/11/1993	H	L	2	4
3/9/1994	A	W	9	2
4/5/1994	H	W	6	3
4/19/1994	A	W	10	6
4/5/1995	A	L	7	8
4/11/1995	H	W	5	4
4/2/1996	H	W	5	4
4/16/1996	A	L	2	6
4/1/1997	A	L	2	3
3/31/1998	H	W ⁽¹⁰⁾	5	4
4/22/1998	A	W	9	2
3/23/1999	H	W	17	5



Eric Macrina hit two home runs in the Tigers' 24-8 win against Georgia Tech in the 1991 ACC Tournament.

3/30/1999	A	W	7	6	
3/29/2000	A	L	6	10	
4/11/2000	H	W	9	7	
3/28/2001	A	L	4	8	
4/17/2001	H	W	10	4	
4/9/2002	A	L	4	5	
4/10/2002	H	W	6	5	
3/26/2003	H	W	7	3	
4/22/2003	A	L	3	9	
3/30/2004	A	W	6	2	
3/31/2004	H	W	19	4	
6/5/2004	\$	A	L	3	6
6/6/2004 ⁽¹⁾	\$	A	W	10	9
6/6/2004 ⁽²⁾	\$	A	L ⁽¹⁰⁾	6	7
4/5/2005	A	L	10	11	
4/6/2005	H	L	1	4	

\$ - NCAA Regional; N1 - Anderson, SC; N2 - Gainesville, GA; N3 - Elberton, GA; N4 - Thomson, GA

Georgia Tech				
Overall:	90-90-3			
at Clemson:	39-20-1			
at Kingsmore Stadium:	29-13			
at Georgia Tech:	38-64-2			
at Neutral:	13-6			
ACC Regular-Season Games:	38-31			
ACC Tournament Games:	11-8			
NCAA Tournament Games:	2-0			
One-Run Games:	19-18			
Extra-Inning Games:	10-5			
Under Jack Leggett:	24-20			
Longest CU Win Streak:	8 ⁽¹⁹⁷⁴⁻⁷⁸⁾			
Longest GAT Win Streak:	13 ⁽¹⁹¹²⁻²²⁾			
Biggest CU Win:	24-4 ⁽¹⁹⁹⁹⁾			
Biggest GAT Win:	20-4 ⁽¹⁹⁹⁴⁾			

Date	Site	W-L	CU	Op
4/12/1902	A	L	4	12
4/11/1903	A	W	5	1
4/22/1904	A	W	4	1
4/23/1904	A	L	3	4
5/14/1904	H	W	11	1
4/22/1905 ⁽¹⁾	A	L	4	5
4/22/1905 ⁽²⁾	A	W	5	3
3/24/1906	A	L	1	3
4/30/1906	H	L	0	6
4/5/1907	A	L	2	4
6/4/1907	A	T	2	2
4/3/1908	A	L	2	4
4/4/1908	A	L ⁽¹¹⁾	4	5
5/13/1910	A	L	0	5
5/14/1910 ⁽¹⁾	A	L ⁽⁷⁾	0	4
5/14/1910 ⁽²⁾	A	L ⁽⁷⁾	3	11
4/12/1912	A	W	6	4

4/13/1912	A	L	2	4
3/28/1913	A	L	0	3
3/29/1913	A	L	1	3
4/25/1917	H	L	2	3
4/26/1917	H	L	1	5
4/5/1919 ⁽¹⁾	A	L	0	5
4/5/1919 ⁽²⁾	A	L ⁽⁷⁾	3	9
4/23/1920	A	L	1	2
4/24/1920	A	L ⁽¹⁰⁾	4	5
4/1/1921	A	L	0	7
4/2/1921	A	L	0	10
3/24/1922	A	L	4	9
3/25/1922	A	L	2	6
4/1/1922	A	W	7	6
3/20/1925	A	L	0	4
3/21/1925	A	L	0	6
3/19/1926	A	L	2	5
3/20/1926	A	W ⁽¹⁰⁾	6	5
3/18/1927	A	L	5	11
3/19/1927	A	L	1	10
3/23/1928	A	L	4	14
3/24/1928	A	L	5	7
4/12/1929	A	L	2	5
4/13/1929	A	W	7	4
3/28/1930	A	L	9	10
3/29/1930	A	L	1	4
4/5/1935	H	W	4	0
4/26/1935	A	W	10	2
4/27/1935 ⁽¹⁾	A	L	0	6
4/27/1935 ⁽²⁾	A	L ⁽⁷⁾	1	2
4/24/1943	A	W	5	4
5/7/1943	H	L	6	14
5/8/1943	H	W ⁽¹⁰⁾	11	10
4/15/1955	A	L	4	6
4/16/1955	A	W	8	4
4/18/1956	H	L	6	21
4/25/1956	A	L	1	2
5/6/1957	A	W	5	0
5/7/1957	H	W ⁽¹⁰⁾	7	6
4/8/1958	A	L	1	8
6/4/1959	\$	N1	W	9
3/31/1960	H	W	10	0
5/2/1961	A	W	15	5
4/21/1962 ⁽¹⁾	A	W	9	6
4/21/1962 ⁽²⁾	A	W ⁽⁷⁾	18	4
3/27/1963	A	W	6	4
4/3/1963	H	L	8	10
4/14/1964	H	W	22	4
5/14/1964	A	L	3	4
4/3/1965 ⁽¹⁾	H	W ⁽⁷⁾	4	2
4/3/1965 ⁽²⁾	H	T ⁽⁷⁾	6	6
5/11/1965	A	T	4	4
4/18/1966	H	W	14	9
5/20/1966	A	L	1	4

4/4/1967	H	W	10	1
5/6/1967	A	W	3	0
4/15/1968	H	W	6	3
5/4/1968	A	L	0	7
4/21/1969	H	L	3	4
4/7/1970	H	W	17	6
5/7/1970	A	L	1	7
4/13/1971	A	L	4	8
4/21/1971	H	L	1	4
4/9/1972	H	W ⁽¹¹⁾	1	0
4/3/1974	A	L	7	11
4/9/1974	H	W	12	3
4/17/1974	H	W	10	8
4/8/1975	A	W	10	3
4/22/1975	A	W	18	3
4/5/1976	A	W	12	3
4/12/1976	A	W ⁽¹¹⁾	12	10
4/8/1977	H	W	8	7
4/7/1978	A	W	13	9
4/13/1978	H	L	1	2
4/11/1979	A	W	14	6
4/18/1979	H	W	20	2
4/3/1980	H	W	18	1
4/9/1980	* A	L	10	12
4/1/1981	* H	W	6	4
4/7/1981	* A	W	10	5
4/22/1981	+ N2	W ⁽¹⁰⁾	7	6
3/31/1982	* H	W	17	4
4/7/1982	* A	W	10	2
4/22/1982	+ N2	W	16	2
4/7/1983	* A	L ⁽¹⁰⁾	6	7
4/17/1983	* H	W	19	6
3/28/1984	* H	W	5	1
4/11/1984	* A	W	7	2
4/3/1985	* H	W	4	2
4/10/1985	* A	L	8	9
4/19/1985	+ A	L	9	12
4/20/1985	+ A	L	5	7
4/22/1986	* A	W	6	3
5/7/1986	* H	L	0	7
5/15/1986	+ N3	L	5	16
4/8/1987	* A	L	2	4
4/15/1987	* H	L	6	7
4/22/1987	* A	L	2	12
5/16/1987	+ N4	L	1	7
4/6/1988	* H	W	7	3
4/13/1988	* A	W	4	2
4/21/1988	* H	W	7	4
4/12/1989	* A	W	7	5
4/19/1989	* H	W	16	5
4/26/1989	* A	L	4	11
5/14/1989	+ N4	W	9	3
4/27/1990	* A	W	14	12
4/28/1990	* H	L	3	8
4/29/1990	* A	W	17	10
4/26/1991	* H	W ⁽¹⁰⁾	9	8
4/27/1991	* A	W	8	0
4/28/1991	* H	L	6	11
5/13/1991	+ N4	W	6	5
5/14/1991	+ N4	W	24	8
4/24/1992	* A	L	2	6
4/25/1992	* A	L ⁽¹⁰⁾	6	7
4/26/1992	* A	W	5	4
5/12/1992	+ N4	W	5	4
4/23/1993	* H	L	0	11
4/24/1993	* H	L	5	10
4/25/1993	* H	L	0	6
5/17/1993	+ N4	W	9	8
5/13/1994	* A	W ⁽¹⁰⁾	9	8
5/14/1994	* A	L	4	20
5/15/1994	* A	W	7	4
5/20/1994	+ N4	W	9	6
4/28/1995	* H	W	8	5
4/29/1995	* H	W	6	1
4/30/1995	* H	W	6	5
5/10/1996	* A	W ⁽¹⁰⁾	9	8
5/11/1996	* A	L	0	4
5/12/1996	* A	W	9	2
5/16/1996	+ N2	W	6	1
4/25/1997	* H	W	7	4

4/26/1997	*	H	L	4	19
5/15/1997	+	N5	W	7	4
5/3/1998	*	A	L	6	7
5/4/1998	*	A	L	7	9
5/5/1998	*	A	L	5	14
5/14/1998	+	N3	L	6	10
4/23/1999	*	H	W	24	4
4/24/1999	*	H	W	13	8
4/25/1999	*	H	W	6	5
4/28/2000	*	A	L	4	7
4/29/2000	*	A	L	7	9
4/30/2000	*	A	W	13	12
5/19/2000	+	N6	L	8	9
5/20/2000	+	N6	L	4	8
4/20/2001	*	H	W	3	0
4/21/2001	*	H	W	5	1
4/22/2001	*	H	L	3	5
5/4/2002	*	A	W	12	9
5/5/2002	*	A	L	6	15
5/6/2002	*	A	L	0	11
5/22/2002	+	N5	W	10	0
6/16/2002	!	N7	W	9	7
4/25/2003	*	H	W ⁽¹⁰⁾	9	7
4/26/2003	*	H	W	10	5
4/27/2003	*	H	W	11	3
5/14/2004	*	A	L	3	8
5/15/2004	*	A	L	3	11
5/16/2004	*	A	L	4	8
5/27/2004	+	N8	L ⁽¹³⁾	7	11
4/29/2005	*	H	L	14	18
4/30/2005	*	H	W	6	5
5/1/2005	*	H	L	4	6

Game Results vs. 2006 Opponents

Maryland

Overall: 103-35
at Clemson: 58-6
at Kingsmore Stadium: 48-1
at Maryland: 34-25
at Neutral: 11-4
ACC Regular-Season Games: .. 90-32
ACC Tournament Games: ... 12-0
One-Run Games: 17-12
Extra-Inning Games: 7-3
Under Jack Leggett: 34-4
Longest CU Win Streak: .. 17⁽¹⁹⁸³⁻⁸⁹⁾
Longest UMD Win Streak: .. 5⁽¹⁹⁵⁰⁻⁵⁵⁾
Biggest CU Win: 22-4⁽¹⁹⁹³⁾
Biggest UMD Win: 20-5⁽¹⁹⁶⁰⁾

Date	Site	W-L	CU	Op
4/3/1923	H	W	6	2
5/27/1950	N1	L	2	3
5/8/1954 ⁽¹⁾	* A	L	2	3
5/8/1954 ⁽²⁾	* A	L	0	3
4/12/1955 ⁽¹⁾	* H	L	4	18
4/12/1955 ⁽²⁾	* H	L ⁽⁷⁾	2	11
4/2/1956	* A	W ⁽¹⁰⁾	6	4
3/30/1957	* H	W	6	3
5/10/1957	* A	L	2	4
4/5/1958	* H	W	6	2
4/15/1958	* A	W	13	4
3/28/1959	* N2	W	9	2
4/14/1959	* A	L	3	7
4/9/1960	* H	L	5	20
4/1/1961	* H	W	9	8
4/21/1961	* A	L	7	9
4/7/1962	* H	W	3	2
4/14/1962	* A	W	3	2
4/15/1963	* A	L	1	2
4/16/1963	* A	W ⁽¹³⁾	7	3
3/30/1964	* H	L	3	6
3/31/1964	* H	W	11	8
4/16/1965	* A	L	1	6
4/17/1965	* A	L	1	2
4/8/1966	* H	W	11	2
4/9/1966	* H	W	12	7
5/12/1967	* A	W	2	1
5/13/1967	* A	W	8	4
4/20/1968 ⁽¹⁾	* H	W ⁽⁷⁾	3	1
4/20/1968 ⁽²⁾	* H	L ⁽⁷⁾	2	7
5/14/1968	* A	L	0	1
4/12/1969	* H	W	7	0
5/17/1969 ⁽¹⁾	* A	L ⁽⁷⁾	2	3
5/17/1969 ⁽²⁾	* A	W ⁽⁷⁾	7	5
4/18/1970	* A	L	1	5
5/9/1970 ⁽¹⁾	* H	W ⁽⁷⁾	3	1
5/9/1970 ⁽²⁾	* H	W ⁽⁷⁾	9	1
5/22/1970	^ N3	L	3	4
5/8/1971	* H	W ⁽¹⁰⁾	3	2
5/9/1971	* H	W	4	1
5/16/1971	^ N3	L	0	4
5/10/1972 ⁽¹⁾	* A	L	2	3
5/10/1972 ⁽²⁾	* A	L ⁽⁷⁾	0	3
3/16/1973	* H	W ⁽⁸⁾	3	0
4/16/1973	* A	W	10	0
3/15/1974	* H	W	3	2
4/14/1974	* A	W	8	5
3/28/1975	* A	L	3	6
4/13/1975	* H	W	5	2
3/11/1976	* H	W	6	0
4/18/1976	* H	W	8	6
4/24/1976	+ H	W	2	1
4/25/1976	+ H	W	3	2
4/14/1977	* A	L ⁽¹⁰⁾	9	12
4/15/1977	* A	W	9	6
4/15/1978	* H	W	17	8
4/16/1978	* H	W	8	7
4/28/1979 ⁽¹⁾	* A	W ⁽⁷⁾	5	3
4/28/1979 ⁽²⁾	* A	L ⁽⁷⁾	2	6
4/19/1980	* H	W	1	0
4/20/1980	* H	W	5	2
4/24/1980	+ N3	W	9	4
4/16/1981	* A	L	11	21
4/17/1981	* A	L	6	10

4/15/1982	* H	W	15	2
4/16/1982	* H	W ⁽¹³⁾	4	3
3/20/1983 ⁽¹⁾	* A	L ⁽⁷⁾	2	5
3/20/1983 ⁽²⁾	* A	W ⁽⁷⁾	8	3
3/9/1984	* H	W	5	4
3/10/1984	* H	W	5	2
4/20/1984	+ N4	W	12	1
3/30/1985 ⁽¹⁾	* A	W ⁽⁷⁾	7	1
3/30/1985 ⁽²⁾	* A	W ⁽⁷⁾	6	0
4/17/1985	+ N5	W	17	12
3/27/1986	* H	W	23	8
3/28/1986	* H	W	9	2
5/16/1986	+ N4	W ⁽¹⁰⁾	7	2
3/23/1987	* H	W	14	5
5/5/1987	* A	W	8	1
5/6/1987	* A	W	9	7
3/21/1988 ⁽¹⁾	* H	W ⁽⁷⁾	6	0
3/21/1988 ⁽²⁾	* H	W ⁽⁷⁾	5	4
5/13/1988	+ N6	W	9	0
3/18/1989	* H	W	16	3
4/16/1989 ⁽¹⁾	* A	L ⁽¹²⁾	4	5
4/16/1989 ⁽²⁾	* A	L ⁽⁵⁾	3	4
5/13/1989	+ N6	W	8	0
3/17/1990 ⁽¹⁾	* H	W ⁽¹⁰⁾	10	1
3/17/1990 ⁽²⁾	* H	W ⁽⁷⁾	7	1
3/18/1990	* H	W	8	1
4/19/1991	* A	W	11	4
4/20/1991	* A	W	7	2
4/21/1991	* A	W	17	2
5/11/1991	+ N6	W	13	1
3/13/1992	* H	W	15	3
3/14/1992	* H	W	10	1
3/15/1992	* H	L	9	10
4/17/1993	* A	W	6	2
4/18/1993	* N7	L	4	8
4/19/1993	* A	W	22	4
3/11/1994	* H	W	7	5
3/12/1994	* H	W	18	2
3/13/1994	* H	W	6	5
5/18/1994	+ N6	W	7	1
3/24/1995	* A	W ⁽¹²⁾	4	3
3/25/1995	* A	W	11	3
3/26/1995	* A	W	12	2
5/17/1995	+ N6	W	10	0
3/22/1996	* H	W	4	0
3/23/1996	* H	W	7	0
3/24/1996	* H	W	16	6
3/21/1997	* A	L	1	13
3/22/1997	* A	W	17	10
3/23/1997	* A	L ⁽¹⁰⁾	6	7
3/20/1998	* H	W	5	3
3/21/1998	* H	W	19	6
3/22/1998	* H	W	15	6
3/19/1999	* A	W	8	6

3/20/1999	* A	W	9	2
5/21/1999	+ N4	W	7	6
3/17/2000	* H	W	8	6
3/18/2000 ⁽¹⁾	* H	W	9	3
3/18/2000 ⁽²⁾	* H	W	11	2
3/16/2001	* A	W	8	6
3/17/2001	* A	W	9	6
3/18/2001	* A	W	7	0
3/29/2002	* H	W	13	6
3/30/2002	* H	W	16	7
3/31/2002	* H	W	7	2
4/19/2003 ⁽¹⁾	* A	L	6	9
4/19/2003 ⁽²⁾	* A	L	4	8
4/20/2003	* A	W	20	5
4/2/2004	* H	W	3	2
4/3/2004	* H	W	9	2
4/4/2004	* H	W	8	2
3/25/2005	* A	W	14	3
3/26/2005 ⁽¹⁾	* A	W ⁽¹³⁾	6	4
3/26/2005 ⁽²⁾	* A	W	12	0

* - ACC regular-season game; ^ - ACC Playoffs; + - ACC Tournament; N1 - Greensboro, NC; N2 - Orangeburg, SC; N3 - Raleigh, NC; N4 - Durham, NC; N5 - Atlanta, GA; N6 - Greenville, SC; N7 - Baltimore, MD

Mercer

Overall:	15-13-1			
at Clemson:	5-0			
at Kingsmore Stadium:	4-0			
at Mercer:	10-13-1			
One-Run Games:	1-2			
Extra-Inning Games:	1-1-1			
Longest CU Win Streak: ..	7 ⁽¹⁹²⁸⁻⁷⁷⁾			
Longest MER Win Streak: ..	5 ⁽¹⁹⁰⁹⁻¹¹⁾			
Biggest CU Win:	12-0 ⁽¹⁹⁷⁴⁾			
Biggest MER Win:	9-1 ⁽¹⁹¹⁰⁾			
Date	Site	W-L	CU	Op
4/12/1901	A	L	6	7
4/13/1901	A	W	6	3
4/11/1902	H	W	11	3
4/14/1903	A	W	5	3
4/29/1904	A	W	7	5
4/30/1904	A	W	12	4
4/14/1905	A	L	0	2
4/15/1905	A	W	6	1
4/20/1906	A	L	0	4
4/21/1906	A	T ⁽¹³⁾	3	3
4/16/1909	A	W	7	4
4/17/1909	A	L	2	6
5/16/1910	A	L	2	4
5/17/1910	A	L	1	9

5/10/1911 ⁽¹⁾	A	L ⁽⁸⁾	0	6
5/10/1911 ⁽²⁾	A	L ⁽⁷⁾	5	11
4/10/1914	A	W ⁽¹⁰⁾	7	3
4/11/1914	A	L	5	7
5/8/1917 ⁽¹⁾	A	L	3	5
5/8/1917 ⁽²⁾	A	L ⁽⁷⁾	1	2
4/7/1928	A	W	12	6
3/5/1974	H	W	8	1
3/6/1974	H	W	12	0
3/20/1975	A	W	3	0
3/21/1975	A	W	3	2
3/9/1977	H	W	3	0
3/10/1977	H	W	8	6
4/4/1978 ⁽¹⁾	A	L ⁽⁷⁾	2	4
4/4/1978 ⁽²⁾	A	L ⁽⁷⁾	4	7

Miami (FL)

Overall: 17-21-1
at Clemson: 6-3
at Kingsmore Stadium: 6-3
at Miami: 6-11-1
at Neutral: 5-7
ACC Regular-Season Games: .. 3-0
ACC Tournament Games: 1-0
NCAA Tournament Games: ... 3-9
One-Run Games: 3-4
Extra-Inning Games: 1-0
Under Jack Leggett: 9-9
Longest CU Win Streak: .. 4^(1986-87,05)
Longest MIA Win Streak: .. 5⁽¹⁹⁷⁸⁻⁸⁶⁾
Biggest CU Win: 15-5⁽²⁰⁰⁵⁾
Biggest MIA Win: 14-5⁽¹⁹⁹⁶⁾

Date	Site	W-L	CU	Op
5/21/1977	\$ A	W	7	2
5/22/1977 ⁽¹⁾	\$ A	L	3	10
5/22/1977 ⁽²⁾	\$ A	W	10	9
5/19/1978	\$ A	W	8	5
5/21/1978	\$ A	L	5	7
5/19/1979	\$ A	L	1	2
5/20/1979	\$ A	L	1	4
5/31/1980	! N1	L	5	13
5/9/1986	N2	L	5	6
5/10/1986	N2	W	7	4
5/11/1986	N2	W	9	5
3/20/1987	A	W	8	2
3/21/1987	A	W	11	9
3/22/1987	A	T	10	10
4/28/1989	H	L	5	11
4/29/1989	H	L	2	10
3/30/1989	H	W	5	4
5/20/1989	N3	L	0	2
3/22/1990	A	L	2	9
3/23/1990	A	L	5	11
3/24/1990	A	L	1	2
4/29/1994	H	W	7	5
4/30/1994	H	L	3	6
5/1/1994	H	W ⁽¹²⁾	9	8
5/12/1995	A	L	6	7
5/13/1995	A	W	7	5
5/14/1995	A	L	4	8
5/31/1996	! N1	L	3	7
6/5/1996	! N1	L	5	14
4/2/1999	N4	L	3	5
4/3/1999	N4	W	7	5
4/4/1999	N4	L	11	14
1/29/2000	N5	W	4	0
6/1/2001	! A	L	8	10
6/2/2001	! A	L	6	14
5/19/2005	* H	W	15	5
5/20/2005	* H	W	9	2
5/21/2005	* H	W	6	2
5/26/2005	+ N6	W	9	1

\$ - NCAA Regional; ! - NCAA Super Regional; ! - College World Series; * - ACC regular-season game; + - ACC Tournament; N1 - Omaha, NE; N2 - Greenville, SC; N3 - Chapel Hill, NC; N4 - Fort Mill, SC; N5 - Lake Buena Vista, FL; N6 - Jacksonville, FL

N.C. State

Overall: 94-64-1
at Clemson: 47-21-1
at Kingsmore Stadium: 34-13
at N.C. State: 35-33
at Neutral: 12-10
ACC Regular-Season Games: .. 73-51
ACC Tournament Games: ... 16-9
One-Run Games: 20-20
Extra-Inning Games: 6-4-1
Under Jack Leggett: 28-14
Longest CU Win Streak: .. 10⁽¹⁹⁷⁶⁻⁷⁹⁾
Longest NCS Win Streak: .. 5^(1959-61,85-87)
Biggest CU Win: 41-9⁽¹⁹⁷⁹⁾
Biggest NCS Win: 20-5⁽¹⁹⁹³⁾

Date	Site	W-L	CU	Op	
5/4/1921	H	W ⁽¹²⁾	1	0	
4/21/1926	H	W	11	5	
5/9/1927	H	W	7	0	
4/7/1934	H	T ⁽¹¹⁾	7	7	
3/30/1935	A	L	1	5	
5/1/1936	H	L	5	12	
3/25/1947	H	W	10	9	
5/16/1949	N1	L	1	6	
4/28/1951	A	L	5	7	
4/4/1953	A	W	8	4	
4/2/1954	* H	W	5	1	
4/3/1954	* H	W	8	4	
4/2/1955	* H	L ⁽⁷⁾	2	3	
4/26/1955	* A	W	12	10	
4/13/1956	* H	L	7	10	
5/8/1956	* A	L	1	5	
4/12/1957	* H	L	5	6	
4/22/1957	* A	L	2	8	
4/16/1958	* A	W	6	5	
5/3/1958	* A	W	15	11	
4/7/1959	* H	L	7	8	
5/2/1959	* A	L	2	9	
4/16/1960	* A	L	0	5	
5/10/1960	* H	L ⁽¹⁰⁾	7	8	
4/29/1961 ⁽¹⁾	* A	L ⁽⁷⁾	1	2	
4/29/1961 ⁽²⁾	* A	A	W	11	6
4/28/1962	* A	W	9	2	
5/12/1962	* H	L	0	1	
4/19/1963	* H	W	14	7	
5/10/1963	* A	W	12	11	
4/17/1964	* A	L	2	3	
5/8/1964	* H	W	9	4	
4/10/1965	* H	L	5	8	
5/1/1965	* A	W	6	4	
4/16/1966	* A	L	6	7	
5/16/1966	* H	W	8	7	
4/8/1967	* H	W	9	6	
5/9/1967	* A	W	8	5	
4/12/1968	* H	W	14	7	
5/3/1968 ⁽¹⁾	* A	L ⁽⁷⁾	2	4	
5/3/1968 ⁽²⁾	* A	L ⁽⁷⁾	1	6	
4/4/1969 ⁽¹⁾	* H	W ⁽⁷⁾	5	3	
4/4/1969 ⁽²⁾	* H	W ⁽⁷⁾	3	0	
5/12/1969	* A	L	1	7	
4/10/1970	* H	W	2	0	
5/12/1970 ⁽¹⁾	* A	W ⁽⁷⁾	7	2	
5/12/1970 ⁽²⁾	* A	L ⁽⁷⁾	2	3	
3/28/1971	* N2	L	0	3	
4/11/1971	* A	W	4	0	
4/2/1972	* A	W	7	2	
4/15/1972 ⁽¹⁾	* H	W ⁽⁷⁾	7	0	
4/15/1972 ⁽²⁾	* H	L ⁽⁷⁾	2	3	
4/13/1973 ⁽¹⁾	* A	W ⁽⁷⁾	8	1	
4/13/1973 ⁽²⁾	* A	L ⁽⁷⁾	1	7	
4/22/1973 ⁽¹⁾ +	N3	L ⁽¹⁰⁾	4	8	
4/22/1973 ⁽²⁾ +	N3	L	2	3	
4/7/1974	* A	W	2	1	
4/21/1974	* H	W	5	0	
4/28/1974 ⁽¹⁾ +	A	W	12	5	
4/28/1974 ⁽²⁾ +	A	L	6	8	
4/5/1975	* H	W	6	5	
4/6/1975	* H	L	1	3	
4/27/1975	+ N3	L	2	3	
4/3/1976	* A	W	7	4	

Game Results vs. 2006 Opponents

4/4/1976	*	A	W	8	0
4/21/1977	*	H	W	7	3
4/22/1977	+	H	W	10	3
4/24/1977	+	H	W	14	6
3/19/1978	*	A	W	4	0
4/18/1978	*	A	W ⁽⁸⁾	2	1
4/22/1978	+	H	W	12	1
3/31/1979	*	H	W	8	1
4/7/1979	*	A	W	41	9
4/6/1980	*	H	L	3	6
4/25/1980	+	A	W	5	4
4/11/1981 ⁽¹⁾	*	H	W ⁽⁷⁾	6	1
4/11/1981 ⁽²⁾	*	H	W ⁽⁷⁾	2	0
3/17/1982	*	A	W	9	6
4/4/1982	*	H	L	13	16
4/3/1983	*	A	L	4	6
4/10/1983	*	H	L	4	8
4/21/1983	+	N3	W	8	1
3/31/1984	*	H	L	2	5
4/7/1984	*	A	W	15	7
4/6/1985	*	H	W	7	1
4/14/1985	*	A	L	4	9
4/12/1986	*	A	L	8	12
4/20/1986	*	H	L	2	6
5/17/1986	+	N4	L	4	6
4/4/1987 ⁽¹⁾	*	H	L ⁽⁷⁾	6	7
4/4/1987 ⁽²⁾	*	H	W ⁽⁷⁾	15	5
4/25/1987	*	N3	W	9	8
5/15/1987	+	N5	W	8	0
5/16/1987	+	N5	L	7	11
4/3/1988	*	H	W	9	8
5/6/1988	*	A	L	3	6
5/7/1988	*	A	L	8	9
3/24/1989	*	A	W	6	4
5/6/1989	*	H	W	11	3
5/7/1989	*	H	W	13	6
5/16/1989	+	N5	W	9	2
4/13/1990	*	H	W	6	3
4/14/1990	*	H	W	20	4
4/15/1990	*	H	W	6	5
5/15/1990	+	N5	L	5	6
4/12/1991	*	A	W	14	3
4/13/1991	*	A	L	7	8
4/14/1991	*	A	W	16	6
4/10/1992	*	H	W	6	2
4/11/1992	*	H	L	3	6
4/12/1992	*	H	W	3	2
5/12/1992	+	N5	L	1	11
5/13/1992	+	N5	L	3	7
4/9/1993	*	A	W	4	1
4/10/1993	*	A	L	5	20
4/11/1993	*	A	L	12	13
5/19/1993	+	N5	W	11	7
4/8/1994	*	H	W ⁽¹⁰⁾	10	8
4/9/1994	*	H	W	9	5
4/10/1994	*	H	W ⁽¹⁰⁾	6	5
5/19/1994	+	N5	W	17	5
4/14/1995	*	A	W ⁽¹⁰⁾	17	15
4/15/1995	*	A	W	13	1
4/16/1995	*	A	W	13	4
5/20/1995	+	N5	W	16	7
4/25/1996	*	H	L	6	18
4/26/1996	*	H	W	14	0
4/27/1996	*	H	L ⁽¹⁰⁾	1	4
4/18/1997	*	A	L	9	16
4/19/1997	*	A	L	4	17
4/20/1997	*	A	L	7	9
5/17/1997	+	N6	W ⁽¹⁰⁾	11	6
4/17/1998	*	H	W ⁽¹²⁾	11	10
4/18/1998	*	H	W	17	6
5/14/1999	*	A	L	9	19
5/15/1999	*	A	L	4	7
5/16/1999	*	A	W	7	4
5/19/1999	+	N4	W	7	6
4/7/2000	*	H	L	1	5
4/8/2000	*	H	W	9	0
4/9/2000	*	H	W	8	4
5/5/2001 ⁽¹⁾	*	A	W	7	6
5/5/2001 ⁽²⁾	*	A	L	3	4
5/6/2001	*	A	W	10	2

4/5/2002	*	H	W	6	4
4/6/2002	*	H	L	0	3
4/7/2002	*	H	W	10	2
5/24/2002	+	N6	W	5	3
3/28/2003	*	A7	L ⁽¹¹⁾	2	3
3/29/2003 ⁽¹⁾	*	A7	L	2	12
3/29/2003 ⁽²⁾	*	A7	W	12	10
4/23/2004	*	H	W	2	1
4/24/2004	*	H	W	4	3
4/25/2004	*	H	W	9	6
5/28/2004	+	N8	W	12	1
4/22/2005	*	A	L	3	8
4/23/2005	*	A	W	16	9
4/24/2005	*	A	L	8	9
5/27/2005	+	N9	W	5	4

South Carolina
Overall: 159-110-2
at Clemson: 89-38
at Kingsmore Stadium: 42-21
at South Carolina: 64-69-2
at Neutral: 6-3
ACC Regular-Season Games: ... 29-9-1
NCAA Tournament Games: ... 3-2
One-Run Games: 32-35
Extra-Inning Games: 7-9-2
Under Jack Leggett: 24-19
Longest CU Win Streak: .. 12⁽¹⁹⁶¹⁻⁶⁶⁾
Longest USC Win Streak: .. 7⁽¹⁹⁸³⁻⁸⁵⁾
Biggest CU Win: 18-1⁽¹⁹⁶⁵⁾
Biggest USC Win: 38-16⁽¹⁹⁹⁷⁾

Date	Site	W-L	CU	Op
5/12/1899	A	W ⁽⁸⁾	21	8
5/12/1900	A	W	5	4
5/11/1901	A	W	12	4
4/26/1902	A	W	3	1
3/30/1907	H	W	4	2
4/29/1907	A	L	2	6
4/9/1908	H	L	2	4
5/7/1909	A	L	0	3
5/8/1909	A	W	4	2
5/12/1916	N1	L	0	4
5/13/1916	N1	W	7	5
4/2/1917	A	L	1	2
4/3/1917	A	W	18	2
4/16/1917	H	W	4	2
4/17/1917	H	W	6	3
5/17/1918	A	W	3	2
5/18/1918	A	L ⁽¹²⁾	2	3
4/25/1919	H	L	1	2
4/26/1919	H	W	8	2
5/16/1919	A	W	4	0
5/17/1919	A	W	1	0
4/16/1920	A	W ⁽⁸⁾	14	9
4/17/1920	A	W	14	5
5/11/1920	H	W	5	3
5/12/1920	H	L	5	8
5/5/1921	H	W	5	0
4/26/1922	H	W	3	1
5/13/1922	A	L	4	8
4/17/1924	H	W	6	0
5/10/1924	A	W	8	7
4/24/1925	H	W	6	2
5/2/1925	A	L	7	8
4/17/1926	A	L	0	3
4/8/1927	H	W	4	3
4/13/1927	A	L ⁽¹¹⁾	8	9
4/13/1928	H	W	6	0
4/18/1928	A	T ⁽¹¹⁾	3	3
4/1/1929	H	L ⁽¹¹⁾	0	2
5/9/1929	A	L	6	8
4/19/1930 ⁽¹⁾	H	W	4	1
4/19/1930 ⁽²⁾	H	L	2	9

4/28/1930	A	L	2	18
4/29/1930	A	L ⁽¹⁰⁾	3	5
5/2/1931	A	L	1	10
5/13/1931	H	W	5	4
5/14/1931	H	L	1	5
4/15/1932	A	L	0	4
4/16/1932	A	W	10	4
4/26/1932 ⁽¹⁾	H	W	13	9
4/26/1932 ⁽²⁾	H	L ⁽⁷⁾	2	5
5/12/1932	H	W	10	9
5/13/1932	H	W	6	5
3/30/1933	A	L	4	5
3/31/1933	A	L	0	6
4/17/1933	H	L	3	4
4/12/1934	H	L	1	8
5/2/1934	A	L	4	6
4/16/1935	H	W	5	4
5/9/1935	A	L	0	2
4/24/1936	A	W	7	1
5/5/1936	H	L	5	6
4/27/1937	A	L	3	4
5/8/1937	H	L	4	5
5/3/1938	H	L	3	12
5/10/1938	A	L	0	3
4/27/1939	H	W	9	7
5/1/1939	A	W ⁽¹⁰⁾	7	5
4/11/1940	A	W	7	6
4/26/1940	H	W	7	1
4/25/1941	H	W	3	1
5/8/1941	A	L	3	5
4/24/1942	H	W	6	5
5/8/1942	A	W	9	5
4/27/1945	H	W	6	4
5/4/1945	A	L	7	11
5/5/1945	A	L	0	4
4/3/1946	A	L	1	2
5/18/1946	H	W	12	2
4/11/1947	A	W	4	1
4/12/1947	A	W	17	8
5/23/1947	H	W	17	3
5/24/1947	H	W	10	8
4/16/1948	H	L	4	7
4/17/1948	H	W	11	2
5/21/1948	A	W	7	2
5/22/1948	A	W	6	5
5/6/1949	H	W ⁽¹¹⁾	6	5
5/20/1949	A	L	2	4
5/21/1949	A	L	6	7
5/5/1950	A	W	14	5
5/6/1950	A	L	2	10
5/15/1950	H	W ⁽¹¹⁾	8	7
5/16/1950	H	W	18	9

4/9/1951	H	W	8	6
4/10/1951	H	W	11	1
5/11/1951	N2	W	12	4
5/12/1951	A	W ⁽⁷⁾	16	5
4/4/1952	N2	W	5	2
4/5/1952	A	L	4	6
5/9/1952	H	W	3	1
4/13/1953	H	W	13	4
4/14/1953	H	L	7	9
5/8/1953	A	W	2	0
5/9/1953	A	L	4	13
4/13/1954	* A	W	10	1
5/4/1954	* H	W	2	0
4/30/1955	* H	L	3	4
5/11/1955	* A	L	2	9
4/27/1956	* A	W	5	1
5/11/1956	* H	L	3	12
4/27/1957	* A	L	3	4
5/14/1957	* H	W	10	6
4/21/1958	* H	W	5	3
5/9/1958	* A	W	9	2
4/3/1959	* A	W	11	0
5/12/1959	* H	W	10	1
4/23/1960	* H	W	12	10
5/5/1960	* A	L	1	2
4/18/1961	* H	W	21	5
4/25/1961	* A	W	3	1
4/24/1962	* A	W	5	4
5/8/1962	* H	W	27	17
4/23/1963	* H	W	9	2
5/14/1963	* A	W	5	1
4/28/1964	* A	W	4	2
5/12/1964	* H	W	5	3
5/4/1965	* H	W	18	1
5/13/1965	* A	W	9	3
4/26/1966	* H	W	11	6
5/19/1966	* A	W	8	2
4/11/1967	* A	L	1	4
4/18/1967	* H	W	8	1
4/16/1968	* H	W	6	5
5/7/1968 ⁽¹⁾	* A	W ⁽⁷⁾	1	0
5/7/1968 ⁽²⁾	* A	L ⁽⁷⁾	3	4
4/16/1969	* A	T ⁽¹³⁾	4	4
5/6/1969 ⁽¹⁾	* H	L ⁽⁷⁾	1	2
5/6/1969 ⁽²⁾	* H	W ⁽⁷⁾	7	3
4/14/1970 ⁽¹⁾	* A	L ⁽⁷⁾	1	2
4/14/1970 ⁽²⁾	* A	W ⁽⁷⁾	2	1
5/5/1970	* H	W	4	0
4/25/1971	* H	W	8	2
5/4/1971	* A	W	8	4
4/4/1972	H	W	8	0
4/5/1972	A	L	1	2

4/21/1972	N3	W	5	2	
4/4/1973	A	W	4	2	
4/10/1973	H	L	1	3	
4/28/1973	N4	W	9	5	
3/28/1974	H	L	0	3	
4/16/1975	A	L	2	6	
4/2/1976	A	W	10	6	
4/13/1976	H	L	3	4	
5/22/1976	\$	A	W	10	4
3/28/1977	H	L	1	2	
4/12/1977 ⁽¹⁾	A	L ⁽⁷⁾	6	7	
4/12/1977 ⁽²⁾	A	L ⁽⁷⁾	2	7	
4/1/1978	A	W	10	2	
4/2/1978	A	L	6	10	
4/30/1978	H	W	11	4	
3/24/1979	A	W	3	1	
3/25/1979	A	L	6	7	
4/14/1979	H	W	1	0	
4/15/1979	H	W	6	3	
4/15/1980	H	W	9	3	
4/16/1980	H	W	4	3	
5/10/1980	A	L	1	6	
5/11/1980	A	L	1	4	
5/24/1980	\$	H	W	6	2
5/25/1980	\$	H	W	17	12
4/3/1981	A	L	2	6	
4/4/1981	A	L	7	12	
4/13/1981	H	W ⁽¹¹⁾	5	4	
4/14/1981	H	L	2	12	
4/11/1982	H	W	4	1	
4/12/1982	H	L	4	5	
5/16/1982	A	L	5	11	
5/17/1982	A	L	1	4	
3/4/1983	H	W	8	0	
4/26/1983	H	L ⁽¹⁰⁾	3	8	
4/30/1983	A	W	8	1	
5/1/1983	A	L	3	4	
4/26/1985	A	L	2	14	
4/27/1985	A	L	6	11	
4/28/1985	A	L	5	6	
5/14/1985	H	L	6	12	
5/15/1985	H	L	6	8	
5/16/1985	H	L	3	8	
4/25/1986	H	W	16	5	
4/26/1986	H	W	9	5	
4/27/1986	H	L ⁽¹²⁾	4	9	
5/3/1986	A	W	14	11	
5/4/1986	A	L	0	5	
5/5/1986	A	W	7	6	
4/20/1987	H	W	5	3	
4/21/1987	H	W	7	3	
5/2/1987	A	W	5	3	
5/3/1987	A	W	8	7	
4/22/1988	H	W	7	6	
4/23/1988	H	L	7	11	
4/24/1988	H	W	8	5	
4/30/1988	A	W	5	2	
5/1/1988	A	L	6	7	
3/31/1989	H	W	7	1	
4/1/1989	H	W	12	6	
4/2/1989	H	W	9	6	
4/20/1989	A	W	5	3	
4/21/1989	A	L	3	8	
4/22/1989	A	L	1	7	
3/31/1990	N5	W	6	0	
4/1/1990	H	W ⁽¹¹⁾	6	5	
4/2/1990	H	W	9	0	
4/12/1990	A	L	2	21	
5/6/1990 ⁽¹⁾	A	L	4	5	
5/6/1990 ⁽²⁾	A	L ⁽⁷⁾	3	7	
3/22/1991	A	L	4	12	
3/23/1991	A	L	10	11	
3/24/1991	A	W	5	3	
3/28/1991	H	W ⁽⁷⁾	7	5	
4/4/1991	H	W	10	1	
4/25/1991	H	W	7	6	
3/26/1992	A	L	6	8	
4/8/1992	H	W	5	3	
4/21/1992	H	W	10	9	
4/6/1993	H	W	17	9	

Game Results vs. 2006 Opponents

4/7/1993	A	W	9	8
4/21/1993	H	W ⁽¹¹⁾	8	7
5/12/1993	A	L	5	8
3/16/1994	H	L	4	7
4/6/1994	A	W	7	2
4/13/1994	A	L ⁽¹⁷⁾	4	5
4/20/1994	H	L	3	4
3/28/1995	A	L	2	4
4/4/1995	H	W	7	2
4/12/1995	H	W	11	1
4/26/1995	A	W	18	6
4/3/1996	A	W	4	2
4/10/1996	H	W	11	0
4/17/1996	H	W	8	0
4/23/1996	A	W	7	5
4/2/1997	H	L	3	11
4/9/1997	A	W	15	1
4/16/1997	H	W	12	9
4/23/1997	A	L	16	38
4/1/1998	A	W	6	4
4/14/1999	A	W	8	7
4/21/1999	H	W	5	4
4/12/2000	H	L	3	6
4/19/2000	A	L ⁽¹²⁾	8	9
3/3/2001	H	L	8	21
3/4/2001	A	W	7	4
4/18/2001	A	L	3	9
4/25/2001	H	L	1	2
3/2/2002	A	W	9	7
3/3/2002	H	W ⁽¹⁰⁾	11	10
4/17/2002	H	L	6	8
4/24/2002	A	W	4	1
6/19/2002	! N6	L	4	12
6/21/2002	! N6	L	2	10
3/1/2003	H	W	8	0
3/2/2003	A	L	4	6
4/2/2003	A	W	4	2
4/9/2003	H	W	4	2
3/6/2004	A	L	2	5
3/7/2004	H	L ⁽¹⁰⁾	7	8
4/7/2004	H	W	9	4
4/14/2004	A	W	13	5
3/12/2005	H	L	3	6
3/13/2005	A	L	5	6
4/13/2005	H	W	12	2
4/20/2005	A	W	7	5

* - ACC regular-season game; \$ - NCAA Regional; ! - College World Series; N1 - Anderson, SC; N2 - Orangeburg, SC; N3 - Sumter, SC; N4 - Spartanburg, SC; N5 - Greenville, SC; N6 - Omaha, NE

Virginia

Overall:	100-33
at Clemson:	51-8
at Kingsmore Stadium:	39-6
at Virginia:	39-19
at Neutral:	10-6
ACC Regular-Season Games:	90-27
ACC Tournament Games:	10-6
One-Run Games:	12-10
Extra-Inning Games:	4-1
Under Jack Leggett:	29-13
Longest CU Win Streak:	31 ⁽¹⁹⁸⁵⁻⁹⁶⁾
Longest UVA Win Streak:	4 ^(1956-57, 72-73)
Biggest CU Win:	26-4 ⁽¹⁹⁷⁷⁾
Biggest UVA Win:	19-1 ⁽¹⁹⁸⁵⁾
Date	Site W-L CU Op
4/7/1955	* H W 3 2
4/8/1955	* H W 11 8
3/30/1956	* A L 3 7
3/31/1956	* A L 6 9
3/29/1957	* H L 2 6
5/11/1957	* A L 3 8
4/4/1958	* H W 10 1
4/14/1958	* A W 10 4
3/27/1959	* H W 13 1
4/15/1959	* A L 3 4
4/8/1960	* H W 15 5



Righthander Chuck Porter pitched all 16 innings (Tiger record) in Clemson's 3-2 victory over Virginia in the first game of a doubleheader on April 19, 1974.

4/19/1960	* A	W	6	2
4/1/1961	* H	W	23	9
4/22/1961	* A	W	10	6
4/16/1962 ⁽¹⁾	* A	W ⁽⁷⁾	11	2
4/16/1962 ⁽²⁾	* A	L	5	7
4/12/1963	* A	L	4	5
4/13/1963	* A	W	10	4
3/27/1964	* H	W	9	1
3/28/1964	* H	L	9	11
4/20/1965 ⁽¹⁾	* A	W	5	2
4/20/1965 ⁽²⁾	* A	L	0	1
4/11/1966	* H	W	8	4
4/12/1966	* H	W	18	3
5/10/1967	* A	W	7	2
5/11/1967	* A	W	2	0
3/29/1968	* H	W	6	4
4/11/1969 ⁽¹⁾	* H	W ⁽¹²⁾	12	5
4/11/1969 ⁽²⁾	* H	W ⁽⁷⁾	9	3
5/16/1969	* A	L	0	2
4/19/1970 ⁽¹⁾	* A	W ⁽⁷⁾	5	3
4/19/1970 ⁽²⁾	* A	L ⁽⁷⁾	1	5
5/10/1970	* H	W	6	2
5/6/1971	* H	L	5	16
5/7/1971	* H	W	5	2
5/6/1972 ⁽¹⁾	* A	L ⁽⁷⁾	3	4
5/6/1972 ⁽²⁾	* A	L ⁽⁷⁾	2	5
5/7/1972	* A	L	2	5
4/6/1973	* H	L ⁽¹⁰⁾	4	6
4/15/1973	* A	W	11	3
4/21/1973	+ N1	W	3	1
4/19/1974 ⁽¹⁾	* H	W ⁽¹⁶⁾	3	2
4/19/1974 ⁽²⁾	* H	L ⁽⁷⁾	1	2
4/26/1974	+ N2	L	2	3
4/27/1974	+ N2	W	9	6
4/4/1975	* H	W	4	2
4/18/1975	* A	W	6	3
4/16/1976	* H	W	9	0
4/17/1976	* H	W	9	0
4/16/1977	* A	W	8	3
4/17/1977	* A	W	26	4
3/16/1978	* H	W	14	4
3/17/1978	* H	W	4	3
4/25/1979	* A	W	10	4
4/17/1980	* H	W	3	1
4/18/1980	* H	W	6	5
4/18/1981	* A	W	11	7
4/19/1981	* A	W	11	5
4/17/1982	* H	W	9	1
4/18/1982	* H	W	18	6
4/23/1982	+ N1	L	4	6
4/14/1983	* A	W	8	1
4/20/1983	+ N1	W	12	5
3/15/1984	* H	W	6	2
3/16/1984	* H	W	7	2
4/19/1984	+ N3	W	7	6
3/28/1985	* A	L	1	19
4/20/1985	+ N4	W	10	8
3/12/1986	* H	W	15	4
3/13/1987	* H	W	6	4
3/14/1987	* H	W	9	2
4/13/1987	* A	W	11	4
3/12/1988	* H	W	9	6
5/2/1988	* A	W	8	3
5/3/1988	* A	W	6	0
3/11/1989	* H	W	10	4
3/12/1989	* H	W	8	2
4/14/1989	* A	W	8	0
4/20/1990	* A	W	12	6
4/21/1990	* A	W	19	3
4/22/1990	* A	W	8	0
5/13/1990	+ N5	W	7	3
3/15/1991	* H	W	5	2
3/16/1991	* H	W	15	1
3/17/1991	* H	W	12	8
5/14/1991	+ N5	W ⁽¹¹⁾	7	4
3/20/1992	* A	W	8	6
3/21/1992	* A	W	5	3
3/22/1992	* A	W	8	2
5/9/1992	+ N5	W ⁽¹⁰⁾	3	2
3/12/1993	* H	W	15	1
4/1/1994	* A	W	3	2
4/2/1994	* A	W	11	6
4/3/1994	* A	W	11	4
4/7/1995	* H	W	5	4
4/8/1995	* H	W	9	0
4/9/1995	* H	W	5	2
3/29/1996	* A	W	8	1
3/30/1996	* A	L	2	3
3/31/1996	* A	W	9	3
5/17/1996	+ N3	L	2	4
3/14/1997	* H	W	3	2
3/15/1997	* H	W	6	1
3/16/1997	* H	W	7	3
4/3/1998	* A	W	9	7
4/4/1998	* A	L	6	7
4/5/1998	* A	W	15	6
5/1/1999 ⁽¹⁾	* H	L	3	9
5/1/1999 ⁽²⁾	* H	W ⁽¹¹⁾	5	4
5/2/1999	* H	W	12	5
5/13/2000 ⁽¹⁾	* A	W	9	7
5/13/2000 ⁽²⁾	* A	L	0	11
5/14/2000	* A	W	20	9
5/17/2000	+ N6	W	9	5
5/20/2000	+ N6	W	12	5

5/12/2001 ⁽¹⁾	* H	W	8	1
5/12/2001 ⁽²⁾	* H	W	17	1
5/13/2001	* H	W	5	4
5/16/2001	+ N6	L	3	7
5/11/2002	* A	W	15	4
5/12/2002	* A	W	15	2
5/13/2002	* A	W	5	3
4/4/2003	* H	W	9	4
4/5/2003	* H	L	1	4
4/6/2003	* H	W	9	2
4/9/2004	* A	L	1	5
4/10/2004 ⁽¹⁾	* A	L	3	4
4/10/2004 ⁽²⁾	* A	L	1	3
4/15/2005	* H	W	13	4
4/16/2005	* H	W	3	2
4/17/2005	* H	L	2	9
5/25/2005	+ N7	L	1	8
5/28/2005	+ N7	L	4	5

* - ACC regular-season game; + - ACC Tournament; N1 - Chapel Hill, NC; N2 - Raleigh, NC; N3 - Durham, NC; N4 - Atlanta, GA; N5 - Greenville, SC; N6 - Fort Mill, SC; N7 - Jacksonville, FL

Virginia Tech

Overall:	21-19-2
at Clemson:	12-7-1
at Kingsmore Stadium:	6-2
at Virginia Tech:	4-11-1
at Neutral:	5-1
ACC Regular-Season Games:	2-1
One-Run Games:	5-5
Extra-Inning Games:	1-0-1
Under Jack Leggett:	5-1
Longest CU Win Streak:	3 ^(1966-67, 68-69, 96)
Longest VAT Win Streak:	4 ⁽¹⁹¹⁶⁻²⁵⁾
Biggest CU Win:	11-0 ⁽¹⁹⁶⁶⁾
Biggest VAT Win:	20-6 ⁽¹⁹⁸⁵⁾
Date	Site W-L CU Op
4/5/1902	N1 W ⁽⁷⁾ 9 0
4/13/1916	H W 11 1
4/14/1916	H L 3 4
5/1/1916	A L 7 10
4/25/1923	H L 4 12
5/8/1925	H L 1 4
3/22/1948	H T ⁽¹⁰⁾ 8 8
5/26/1950	N2 W 1 0
5/22/1954	^ H L 10 11
5/24/1954	^ A L 1 7
3/21/1966	H W 11 0
3/22/1966	H W 9 6
5/16/1967 ⁽¹⁾	A W ⁽⁷⁾ 6 1
5/16/1967 ⁽²⁾	A L ⁽⁷⁾ 2 4
3/22/1968	H L ⁽⁶⁾ 2 6
3/23/1968	H W 2 1
3/21/1969	H W 5 4
3/22/1969	H W ⁽⁷⁾ 5 4
5/14/1969	A L 2 3
5/15/1969	A L 1 8
3/18/1970	N3 W ⁽⁸⁾ 5 4
3/19/1970	N3 W ⁽⁷⁾ 6 3
5/13/1970	A L 5 14
5/14/1970	A L 0 1
5/15/1971	A W ⁽⁷⁾ 6 4
3/17/1972	N3 W 6 4
3/18/1972	N3 L 3 4
5/7/1979	A L 8 12
5/3/1980	H L 2 4
5/4/1980	H W 8 0
3/17/1984	H L 3 7
3/18/1984	H W 6 2
3/19/1984	H W 8 0
3/15/1985	A T ⁽⁸⁾ 4 4
3/16/1985	A L 7 14
3/17/1985	A L 6 20
3/8/1996	H W 8 4
3/9/1996	H W 6 2
3/10/1996	H W 4 0
5/8/2005	* A L 7 11

5/9/2005	* A	W	7	0
5/10/2005	* A	W	6	2

^ - play-in game (not counted as NCAA Tournament game); * - ACC regular-season game; N1 - Charleston, SC; N2 - Greensboro, NC; N3 - Statesboro, GA

Wake Forest

Overall:	108-43-1
at Clemson:	53-18-1
at Kingsmore Stadium:	41-7
at Wake Forest:	42-22
at Neutral:	13-3
ACC Regular-Season Games:	92-32-1
ACC Tournament Games:	11-4
One-Run Games:	25-11
Extra-Inning Games:	10-2
Under Jack Leggett:	29-11
Longest CU Win Streak:	18 ⁽¹⁹⁸⁴⁻⁹⁰⁾
Longest WFU Win Streak:	6 ^(1921-52, 98-99)
Biggest CU Win:	22-2 ⁽¹⁹⁸⁶⁾
Biggest WFU Win:	20-4 ⁽¹⁹⁶²⁾
Date	Site W-L CU Op
4/30/1901	H W 14 1
4/21/1903	H W 18 3
4/25/1913	H L 1 6
4/16/1918	H W 7 2
4/21/1921	H L 3 5
5/26/1950	N1 L 2 14
5/5/1951	H L ⁽¹⁰⁾ 8 12
4/7/1952	H L 5 12
4/8/1952	H L 14 16
4/15/1952	A L 7 11
4/15/1954	* A W 5 3
4/20/1954	* A W 5 0
4/25/1955	* A L 4 11
5/6/1955	* H L 11 15
4/14/1956	* H T ⁽⁴⁻⁷⁾ 6 6
5/7/1956	* A L ⁽⁸⁾ 0 14
4/13/1957	* H L 6 9
4/23/1957	* A L 1 6
4/17/1958	* H W 12 8
4/26/1958	* A L 4 5
4/1/1959	* H W 4 3
4/25/1959	* A W 6 5
5/16/1959	^ N2 W 4 2
5/2/1960 ⁽¹⁾	* H W 15 5
5/2/1960 ⁽²⁾	* H L ⁽⁷⁾ 2 3
4/8/1961	* H L 0 5
5/5/1961	* A L 3 4
4/20/1962	* H W 6 4
5/4/1962	* A L 4 20
5/14/1962	% N3 W 6 0
4/26/1963	* A L 5 14
5/4/1963	* H L 8 14
4/25/1964	* A L ⁽¹¹⁾ 3 4
5/1/1964	* H L 0 3
4/24/1965	* H W 9 5
5/8/1965	* A W 2 0
4/5/1966	* H W 7 3
4/23/1966	* A L 5 6
4/14/1967	* A W 8 2
4/6/1968 ⁽¹⁾	* H W ⁽⁷⁾ 11 0</

Game Results vs. 2006 Opponents

4/6/1974	*	A	W	7	0
4/20/1974	*	H	W	12	3
4/19/1975	*	A	W	7	2
4/20/1975	*	A	W	6	1
4/26/1975	+	N4	W	15	1
3/31/1976 ⁽¹⁾	* N5	W	7	5	
3/31/1976 ⁽²⁾	* N5	W	4	2	
4/23/1976	+	H	W	2	0
3/19/1977	*	A	W	11	6
3/20/1977	*	A	W	13	12
4/23/1977	+	H	L	4	5
4/24/1977	+	H	L	9	22
3/12/1978	*	H	W	8	1
3/13/1978	*	H	W	11	3
4/24/1978	+	H	W	7	2
4/8/1979	*	A	W ⁽¹⁶⁾	8	6
4/9/1979	*	A	W	13	7
3/14/1980	*	H	W ⁽¹⁰⁾	5	4
4/11/1980	*	A	L	4	5
4/22/1980	+	N6	W	4	0
3/20/1981	*	A	L	6	7
4/5/1981	*	H	W ⁽¹¹⁾	6	5
4/24/1981	+	N4	W ⁽¹⁰⁾	6	5
3/14/1982	*	H	W	13	1
3/26/1983	*	H	W	8	4
4/16/1983	*	A	L	2	7
4/6/1984	*	A	W	13	1
4/14/1984	*	H	W	9	3
3/23/1985	*	A	W	10	9
3/24/1985	*	A	W	7	4
3/29/1986	*	H	W	7	1
3/30/1986	*	H	W	22	2
5/14/1986	+	N7	W ⁽¹⁴⁾	6	5
4/10/1987	*	A	W	12	6
4/11/1987	*	A	W	13	11
4/16/1987	*	H	W	13	3
5/13/1987	+	N8	W	11	4
4/10/1988	*	A	W	8	7
4/16/1988	*	H	W	11	7
4/17/1988	*	H	W	8	5
3/19/1989	*	A	W	11	0
3/20/1989	*	A	W	6	2
4/9/1989	*	H	W	6	3
3/9/1990	*	H	W	10	4
3/10/1990	*	H	L	1	3
3/11/1990	*	H	W	11	8
3/9/1991 ⁽¹⁾	* A	L ⁽⁷⁾	10	11	
3/9/1991 ⁽²⁾	* A	W ⁽⁷⁾	13	7	
3/10/1991	*	A	W	11	5
5/12/1991	+	N8	W	7	2
3/7/1992 ⁽¹⁾	* H	W ⁽⁷⁾	7	2	
3/7/1992 ⁽²⁾	* H	W ⁽⁸⁾	2	1	
3/8/1992	*	H	W	7	5
3/6/1993 ⁽¹⁾	* A	L ⁽⁷⁾	1	3	
3/6/1993 ⁽²⁾	* A	W ⁽⁷⁾	4	1	
3/7/1993	*	A	W	8	5
3/4/1994	*	H	W	5	4
3/5/1994	*	H	W	5	4
3/6/1994	*	H	W	8	6
3/17/1995	*	A	W	10	7
3/18/1995	*	A	W	4	3
3/19/1995	*	A	W	10	5
4/5/1996	*	H	W	9	1
4/6/1996	*	H	W	6	0
4/7/1996	*	H	L	7	8
3/28/1997	*	A	L	2	11
3/29/1997	*	A	W	10	9
3/30/1997	*	A	W	18	7
5/14/1997	+	N9	W	8	6
3/27/1998	*	H	W	10	2
3/28/1998	*	H	W	6	5
3/29/1998	*	H	L	2	8
3/26/1999	*	A	L	1	5
3/27/1999	*	A	L	6	11
3/28/1999	*	A	L	2	10
5/20/1999	+	N7	L	3	6
5/22/1999	+	N7	L	5	9
4/15/2000 ⁽¹⁾	* H	W ⁽¹²⁾	6	5	
4/15/2000 ⁽²⁾	* H	W	5	4	
4/16/2000	* H	L	4	6	

3/23/2001	*	A	W ⁽¹²⁾	4	1
3/24/2001	*	A	L	3	12
3/25/2001	*	A	W	9	1
4/26/2002	*	H	L	2	4
4/27/2002	*	H	W	5	3
4/28/2002	*	H	W	4	0
5/25/2002	+	N9	W	8	6
5/15/2003	*	A	W	6	2
5/16/2003	*	A	W	14	3
5/17/2003	*	A	W	4	3
3/26/2004	*	H	W	13	6
3/27/2004	*	H	W	7	4
3/28/2004	*	H	W	6	5
5/13/2005	*	A	W	4	1
5/14/2005	*	A	W ⁽¹¹⁾	17	14
5/15/2005	*	A	W	6	5

* - ACC regular-season game; ^ - ACC Playoffs; + - ACC Tournament; % - not counted in ACC standings; N1 - Greensboro, NC; N2 - Thomasville, NC; N3 - Belmont, NC; N4 - Chapel Hill, NC; N5 - Columbia, SC; N6 - Raleigh, NC; N7 - Durham, NC; N8 - Greenville, SC; N9 - Saint Petersburg, FL

Western Carolina

Overall:	47-9
at Clemson:	35-1
at Kingsmore Stadium:	35-1
at Western Carolina:	11-8
at Neutral:	1-0
One-Run Games:	7-2
Extra-Inning Games:	3-2
Under Jack Leggett:	21-4
Longest CU Win Streak:	12 ⁽¹⁹⁸⁵⁻⁹⁰⁾
Longest WCU Win Streak:	2 ⁽¹⁹⁸⁸⁻⁹⁰⁾
Biggest CU Win:	14-2 ^(1988,90)
Biggest WCU Win:	10-3 ⁽¹⁹⁸²⁾ , 9-2 ⁽¹⁹⁸⁴⁾
Date	Site W-L CU Op
3/13/1974	H L ⁽¹⁰⁾ 3 4
4/1/1975	H W 8 0
4/3/1978	H W 12 3
3/8/1979	H W 8 3
4/1/1979	A W 13 3
2/28/1980	H W 10 2
4/10/1980	A W 14 8
3/6/1981	H W ⁽¹⁰⁾ 7 6
3/5/1982	H W 5 0
3/29/1982	A L 3 10
4/5/1983	H W ⁽⁸⁾ 8 3
4/29/1983	A L 7 13
4/5/1984	H W 5 3
4/12/1984	A L 2 9
4/23/1985	A W 9 2
4/4/1986	A W 8 0
4/17/1986	H W 13 7
2/25/1987	H W 8 1
3/1/1988	H W 8 4
4/4/1988	H W 20 11
4/14/1988	A W 12 4
2/28/1989	H W 9 8
3/14/1989	H W 7 6
4/6/1989	A W 14 2
4/10/1989	H W 12 4
2/28/1990	H W 14 2
3/31/1991	A L 7 9
4/3/1991	H W 13 3
2/19/1992	H W 6 0
3/14/1993	A W 12 2
4/15/1993	H W 8 1
2/12/1994 ⁽¹⁾	H W 3 1
2/12/1994 ⁽²⁾	H W 4 1
2/13/1994	H W ⁽¹³⁾ 6 5
3/14/1995	A W 5 2
3/29/1995	H W 5 4
3/5/1996	H W 4 2
3/28/1996	A W 13 3
4/9/1996	H W 10 4



Andy D'Alessio's fifth and sixth RBIs of the game on an 11th-inning double led Clemson to a 17-14 come-from-behind win at Wake Forest on May 14, 2005.

3/25/1997	A	L	4	9
3/26/1997	H	W	14	9
3/17/1998	H	W	5	1
3/19/1998	A	L	7	10
4/6/1999	A	L ⁽¹⁰⁾	8	9
4/7/1999	H	W	16	11
5/4/1999	H	W ⁽¹⁰⁾	11	10
4/4/2000	H	W	11	7
4/26/2000	N1	W	13	4
4/24/2001	H	W	8	2
4/16/2002	H	W	13	9
5/15/2002	A	W	12	4
3/25/2003	A	L	5	9
4/1/2003	H	W	5	3
4/21/2004	H	W	8	7
4/12/2005	A	W	7	4
4/19/2005	H	W	10	1

N1 - Asheville, NC

William & Mary

Overall:	2-0
at Clemson:	2-0
at Kingsmore Stadium:	2-0
NCAA Tournament Games:	1-0
Under Jack Leggett:	2-0
Longest CU Win Streak:	2 ⁽²⁰⁰⁰⁻⁰¹⁾
Biggest CU Win:	10-6 ⁽²⁰⁰⁰⁾
Date	Site W-L CU Op
3/8/2000	H W 10 6
5/25/2001	\$ H W 4 1

\$ - NCAA Regional

Winthrop

Overall:	16-3
at Clemson:	12-2
at Kingsmore Stadium:	12-2
at Winthrop:	3-1
at Neutral:	1-0
NCAA Tournament Games:	1-0
One-Run Games:	3-1
Extra-Inning Games:	1-0
Under Jack Leggett:	5-2
Longest CU Win Streak:	11 ⁽¹⁹⁸³⁻⁹⁹⁾
Longest WIN Win Streak:	1 ^(1982,01,05)
Biggest CU Win:	17-1 ⁽¹⁹⁹³⁾
Biggest WIN Win:	8-2 ⁽²⁰⁰⁵⁾
Date	Site W-L CU Op
3/14/1981	A W 9 5
4/2/1981	H W 6 4
3/28/1982	A L 6 7
2/24/1983	H W 11 2

4/15/1984	A	W	6	0	
4/7/1985	H	W	13	5	
3/9/1986	H	W	9	4	
4/8/1991	H	W ⁽⁵⁾	5	0	
3/3/1992	H	W	1	0	
4/2/1992	N1	W ⁽¹¹⁾	12	11	
2/24/1993	H	W	11	6	
5/2/1993	A	W	17	1	
5/27/1995	\$	H	W	9	5
5/7/1999	H	W	14	2	
4/4/2001	H	L	4	8	
4/3/2002	H	W	6	4	
3/4/2003	H	W	5	4	
4/13/2004	H	W	9	5	
3/9/2005	H	L	2	8	

\$ - NCAA Regional; N1 - Fort Mill, SC

Wofford


Overall:	71-23-1
at Clemson:	35-8
at Kingsmore Stadium:	5-0
at Wofford:	34-14
at Neutral:	2-1-1
One-Run Games:	10-9
Extra-Inning Games:	1-2
Under Jack Leggett:	6-0
Longest CU Win Streak:	21 ⁽¹⁹³⁷⁻⁴⁸⁾
Longest WOF Win Streak:	3 ^(1898-00,08-09,19-21)
Biggest CU Win:	24-8 ⁽¹⁹⁴¹⁾
Biggest WOF Win:	13-2 ⁽¹⁹²⁵⁾
Date	Site W-L CU Op
5/7/1898	A L 4 13
4/1/1899	A L 5 6
4/27/1900	H L 0 6
4/26/1901	H W 7 5
5/3/1901	A W 8 5
5/13/1902	H W 6 3
5/1/1903	A W 10 4
5/11/1903	H W 11 1
4/12/1904	H L 3 5
4/27/1904	A L ⁽¹⁰⁾ 2 4
5/3/1905	A W 10 4
5/20/1905	N1 T 3 3
4/25/1906	A W 9 2
5/11/1906	H W 19 5
5/12/1906	N1 W 7 1
4/25/1907	A W 10 1
4/14/1908	H L 4 6
4/30/1908	A L 2 4
4/22/1909	A L 2 3

5/4/1909	H	W	6	2
4/14/1910 ⁽¹⁾	A	W	8	1
4/14/1910 ⁽²⁾	A	W	5	4
4/26/1911	A	W	8	5
5/5/1911	H	W	6	0
5/6/1911	H	L	2	3
4/24/1912	A	L ⁽¹⁰⁾	2	3
4/25/1912	A	W	4	2
4/30/1913	A	W	14	5
5/1/1913	A	W	9	0
4/15/1914	H	W	6	5
5/6/1914	A	L	6	7
5/7/1914	A	W	7	6
4/14/1915	A	W	7	4
4/15/1915	A	W	12	1
4/4/1916	H	W	6	0
4/18/1916	A	W	7	0
4/24/1916	N1	L	2	3
4/6/1917	H	W	2	1
5/17/1917	A	W	1	0
5/18/1917	A	W	7	5
4/10/1918	H	W ⁽¹¹⁾	4	3
5/16/1918	A	W	3	0
5/6/1919	H	L	7	10
5/4/1920	H	L	0	5
5/6/1921	A	L	4	7
4/12/1922	N1	W	4	1
5/2/1922	H	W	7	1
4/19/1924	A	L	0	7
4/28/1924	H	L	7	12
4/6/1925	H	W	5	4
4/7/1925	H	W	4	2
4/18/1925	A	L	2	13
4/3/1926	A	L	5	6
4/26/1926	H	W	12	0
5/13/1927	H	W	7	4
4/3/1929	A	L	1	2
4/29/1929	H	W	3	2
4/4/1930	A	W	8	5
4/11/1930	H	W	11	5
5/1/1934	H	W	5	0
5/3/1934	A	W	9	6
4/15/1935	A	W	12	3
4/25/1935	H	W	5	1
4/10/1937	A	L	2	3
4/24/1937	H	W	9	4
3/31/1938	A	W	9	5
5/9/1938	H	W	6	1
4/18/1939	A	W	2	0
4/20/1939	H	W	10	7
4/1/1940	H	W	13	7
4/29/1940	A	W	7	2
4/22/1941	H	W	10	1
4/26/1941	A	W	24	8
4/30/1942	H	W	10	3
5/2/1942	A	W	13	5
3/31/1945	H	W	14	7
4/4/1945	A	W	15	14
4/30/1945	H	W	9	2
5/9/1945	A	W	4	2
4/30/1946	A	W	9	2
5/7/1946	H	W	8	0
4/7/1947	H	W	4	3
5/3/1947	A	W	11	5
4/30/1948	A	W	8	1
5/7/1948	H	W	16	10
4/18/1949	H	L	18	20
5/4/1949	A	L	1	3
4/21/1976	A	W	10	4
4/19/1977	A	W ⁽⁶⁾	2	0
3/24/1999	H	W	12	4
3/27/2001	H	W	6	0
5/8/2002	H	W	9	2
3/24/2003	H	W	21	7
3/10/2004	A	W	6	0
4/27/2005	H	W	7	1

N1 - Anderson, SC

Kris Harvey

2005 ABCA First-Team All-American
Tied for 2nd Nationally with 25 Homers



2005 Season Notes

Tigers Earned 19th Straight NCAA Appearance

Clemson finished the 2005 season with a 43-23 overall record, earning its 19th straight NCAA Tournament appearance. It was also the 20th consecutive season the Tigers won at least 39 games.

Clemson advanced to the Waco (TX) Super Regional, losing in three games, after going 3-0 in the Clemson (SC) Regional. It was the Tigers' fifth super regional appearance in the seven years of its existence.

Tigers Played in Fifth Super Regional

Clemson made its fifth super regional appearance in the seventh year of the super regional format in 2005. Only three teams (Miami (FL), Florida State, Louisiana State) have played in more. The Tigers played in the College Station (TX) Super Regional in 1999, falling in game three. In 2000 and 2002, Clemson won its own super regional to advance to Omaha. In 2001, the Tigers lost both games at Miami (FL). In 2005, Clemson lost in three games at Baylor.

Most Super Regional Appearances

Rk	Team	SR	*CWS
1.	Miami (FL)	7	5
	Florida State	7	2
3.	Louisiana State	6	3
4.	Clemson	5	2
	Stanford	5	5
	Cal. State-Fullerton	5	4
	Texas	5	5
	Rice	5	3
	South Carolina	5	3
	Southern California	5	2
11.	Nebraska	4	3
	Georgia Tech	4	1
13.	Tulane	3	2
	Baylor	3	1
	Houston	3	0

* - 1999-05

Pitchers, D'Alessio Among NCAA Regional Bests

Tiger pitchers allowed just five runs during the Clemson Regional from June 3-5 at Doug Kingsmore Stadium. Of the 64 teams in the NCAA Tournament, that total was the fewest allowed (total and per game) of any team. Clemson's 1.67 ERA only trailed Oregon State's 1.33 ERA. Tiger pitchers also combined to walk just two batters, tied for the lowest in the tourney, while striking out 28.

Andy D'Alessio had the best batting average (.778) in the country during the NCAA Regionals. He also led the regionals in on-base percentage (.857) and was second in slugging percentage (1.556). His four doubles tied for the best in the nation as well. In three games, he was 7-for-9 with four doubles, a homer, four RBIs, four walks, and a stolen base on his way to earning Clemson Regional MVP honors.

Worth Noting

- Clemson won 15 of its last 19 games and 28 of its last 38 games after starting the season 15-13.
- Clemson only played 29 regular-season home games, the fewest since the 1985 season when the Tigers played just 25 regular-season games at home.
- Clemson's 21 ACC regular-season wins in 2005 broke the school record for most conference wins in a season. Both in 1994 and 1995, Jack Leggett's

first two seasons as head coach at Clemson, the Tigers went 20-4.

- Clemson, who was 21-9 in ACC regular-season games and finished in second place in the standings, was the only ACC team not to be swept in a conference series in 2005.
- Clemson hit 76 homers, while its opponents hit just 31 long balls. Therefore, Clemson hit 2.5 homers for every one its opponents hit.

Tigers 22-6 in Second Half of Regular Season

Clemson was 22-6 in the second half of the regular season after going 15-13 in its first 28 games of 2005. The reason for the second-half surge was the hot Tiger bats. In the first 28 games, Clemson hit .290 with 23 home runs along with 6.0 runs per game. But in the second 28 games, Clemson hit .328, including .408 with runners in scoring position, with 45 homers along with averaging 8.6 runs per game. The Tigers also had the best winning percentage in the ACC during the second half of the season (games 29 to the end of the regular season).

The seven-win improvement from the first half to the second half of the season tied for the best turnaround in Clemson history. The 1976 Tiger team, that went on to the play in the College World Series, was 11-10 in its first 21 games, then was 18-3 in its last 21 games.

ACC Records By Halves of Regular Season

Rk	Team	Total	1-28	29-End	*Win %
1.	Clemson	37-19	15-13	22-6	78.6
2.	N.C. State	39-15	20-8	19-7	73.1
3.	Virginia	38-17	19-9	19-8	70.4
4.	Florida State	48-16	24-4	24-12	66.7
5.	Miami (FL)	38-15-1	22-6	16-9-1	63.5
6.	North Carolina	40-15-1	23-5	17-10-1	62.5
7.	Georgia Tech	38-16	22-6	16-10	61.5
8.	Wake Forest	25-28	12-16	13-12	52.0
9.	Virginia Tech	23-27	13-15	10-12	45.5
10.	Maryland	24-30	13-15	11-15	42.3
11.	Duke	14-38	9-19	5-19	20.8

* - second half

42

That's how many of Clemson's 66 games were against teams that played in the 2005 NCAA Tournament, which equates to 64 percent. Clemson had a 23-19 record in those 42 games. The Tigers also played 16 games against #1 seeds. In those 16 games, Clemson was 9-7. The Tigers were 19-9 against top-25 ranked teams as well.



Brad Chalk had a Tiger record 15 sacrifice bunts in 2005. The team also set a school record with 62 sacrifice bunts, breaking the old record of 47 held by the 2000 team.

Clemson 19-9 Against Top-25 Teams in 2005

Thanks to four wins over a top-10 Miami (FL) team, a three-game sweep of #18 UC Irvine, two wins in three games against #9 North Carolina, a two-game sweep of #25 Coastal Carolina, two wins against top-10 South Carolina, two wins against a top-25 College of Charleston team, one win at #6 Florida State, one win against #6 Georgia Tech, one win over #18 N.C. State, and a win at #6 Baylor, Clemson was 19-9 against top-25 ranked teams in 2005, including an 11-9 record against top-10 teams and 4-2 record against top-five teams. The nine losses against ranked teams were by a combined 25 runs, while the 19 wins were by a combined 96 runs.

In 12 seasons at Clemson, Head Coach Jack Leggett has 147 victories over teams ranked in the top 25. Only three times in his first 12 seasons has he had a losing record against teams ranked in the top 25. He also has 81 victories against top-10 opponents.

Leggett Against Top-25 Teams

Year	Overall	Top 25	Top 10	Top 5
1994	57-18	19-12	10-4	7-3
1995	54-14	15-10	4-10	1-6
1996	51-17	13-10	7-3	5-2
1997	41-23	6-11	4-7	1-2
1998	43-16	8-5	4-2	0-1
1999	42-27	12-12	6-6	3-4
2000	51-18	14-13	11-10	6-7
2001	41-22	5-12	3-8	1-6
2002	54-17	19-13	10-11	6-8
2003	39-22	8-8	5-3	4-2
2004	39-26	9-16	6-8	0-3
2005	43-23	19-9	11-9	4-2
Totals	555-243	147-131	81-81	38-46

Three Tigers Named to All-ACC Teams

Second-baseman Taylor Harbin and designated hitter Kris Harvey were both named First-Team All-ACC players for 2005. Righthander Stephen Faris was the Tigers' lone second-team selection. Harbin became the first Clemson freshman to make the first team since 1997 (Ryan Mottl), and the first position player on the first team since the 1991 season (Billy McMillon).

Tigers Set School Record for Sacrifice Bunts

Clemson had a school-record 62 sacrifice bunts in the 2005 season. That mark broke the old record of 47 held by the 2000 team. Six Tigers had at least six sacrifice bunts, including Brad Chalk (15), Adrian Casanova (12), Herman Demmink (8), Taylor Harbin (8), Stan Widmann (7), and Travis Storrer (6).

Freshmen Up the Middle

Many coaches will say that you must be strong "up the middle" to have a successful team. Well, Clemson relied upon three true freshmen at those three positions in 2005, and the three held their own. Taylor Harbin (2B), Stan Widmann (SS), and Brad Chalk (CF), all top-35 freshmen in the nation in the preseason according to *Baseball America*, showed flashes of outstanding defense in the field. Harbin committed only nine errors in 340 chances in the field. Widmann committed 25 errors, but his .925 fielding percentage was respectable for a freshman shortstop. He also had a .972 fielding percentage in ACC regular-season games, committing just four



Stan Widmann was one of three freshmen who started up the middle in 2005, as he started all 66 games at shortstop.

errors. Both Harbin and Widmann started every game at their respective positions. And Chalk made 108 putouts and five assists, as he showed tremendous range in centerfield. The three were big reasons the team had a .968 fielding percentage, just behind the school record of .971 (2002).

The trio also was impressive at the plate. Chalk was the team's top hitter. He hit .350 with a .458 on-base percentage. Harbin hit .343 with 64 runs scored, 28 doubles, four triples, 10 homers, 63 RBIs, and 29 multi-hit games. Widmann hit .289 after struggling early in the season. Therefore the three combined to hit .327 in 2005.

Harbin Named Second-Team All-American

Taylor Harbin was named a second-team All-American at second base by **Collegiate Baseball**. The Travelers Rest, SC native became the first Tiger freshman to be named to an All-America first, second, or third team in history. He was also named a first-team freshman All-American by **Baseball America** and a freshman All-American by **Collegiate Baseball**. On the season, he hit .343 with 28 doubles, four triples, 10 homers, and 63 RBIs in 66 games. The 28 doubles set a school record for most two-baggers by a freshman and were the second-most by any player in the nation in 2005. He also had a solid .974 fielding percentage.

Harvey Tied for Second in Homers Nationally

Kris Harvey hit 25 homers in 2005, ranking tied for second-most in a season in Clemson history. Khalil Greene holds the school record with 27 in his national-player-of-the-year season of 2002. Of Harvey's ACC-leading 25 homers, 14 came in ACC regular-season games. He also hit 18 homers at home and had four multi-homer games. The 25 homers tied for second-most in the nation as well.

Harvey Named All-American

Kris Harvey was named a first-team All-American (DH) by ABCA, second-team All-American (DH) by **Baseball America**, and third-team All-American (DH/Athlete) by the National Collegiate Baseball Writers Association (NCBWA). Harvey tied for second in the nation with 25 home runs. The 25 hom-

ers also tied for second-most in a season in Clemson history. On the year, he hit .341 with 11 doubles, 70 RBIs, and a .687 slugging percentage. Harvey, a second-round draft pick of the Florida Marlins in 2005, ended the season on a 14-game hitting streak. On the mound, he was 5-4 with a 5.52 ERA and 52 strikeouts in 62.0 innings pitched.

Chalk Led Team in Average as Freshman

Brad Chalk did what no other Tiger freshman had done since 1991...lead the team in batting average. He was 70-for-200 in his freshman season, good for a team-best .350 batting average. The last Tiger freshman to lead the club in batting average was Billy McMillon in 1991. McMillon, who went on to play in the Major Leagues, hit .391 that year.

Cribb Control

Junior righthander Josh Cribb (Lake View, SC) exhibited excellent control as both a starter and reliever in 2005. In 15 starts and four relief appearances, he had a 3.54 ERA against outstanding competition. He also struck out 97 against only 24 walks (four of which were intentional), good for a 4.0-to-1 strikeout-to-walk ratio.

In three seasons with the Tiger program, he has made 17 starts and 35 relief appearances for a total of 195.0 innings pitched. He has a 3.65 career ERA and has allowed just 45 walks while striking out 174. His 2.08 walks per nine innings pitched mark and 3.87 strikeout-to-walk ratio are both second-best in school history.

Faris Friday Starter

Sophomore righty Stephen Faris (Richmond, VA) allowed only 28 earned runs in 97.0 innings pitched over 10 starts and 10 relief appearances in 2005, and had a team-best 2.60 ERA. In two-straight starts, against Georgia on April 6 and #4 South Carolina on April 13, he pitched complete games in both contests, as he allowed just 10 hits and three earned runs combined. Then on May 13, he pitched another complete game at Wake Forest, allowing only one run on six hits in the Tigers' 4-1 win.

Faris, who was 6-4 with a save, allowed just 89 hits and 25 walks while striking out 79, and allowed only 16 extra-base hits, including just one homer. Opponents only hit .251 off him as well.

Tigers Set School Record in the Classroom

The Clemson baseball program set a team record for highest GPA in a single semester during the spring, 2005 semester. The team combined for a 3.00 GPA in the spring and a 2.97 GPA for the 2004-05 school year. A total of 20 players made the honor roll (3.0 GPA or higher) in the spring, including seven of eight first-year freshmen. The freshmen combined for a 3.39 GPA in the spring and a 3.22 GPA for the school year. In the fall, a record 21 players made the honor roll as well, when the team had a then-record 2.94 semester GPA.

Gene Pierce, who graduated on May 13, 2005 with a degree in civil engineering, had a perfect 4.0 GPA for the spring semester and finished with a 3.30 GPA for his career. Jeff Hahn and Daniel Pritchard also received their marketing degrees on May 13. A total of 22 of the 34 team members had a cumulative GPA of 3.0 or better and combined for a school-record 2.99 GPA.

Tiger Tidbits

Clemson's Record...

In All Games:	43-23
At Home:	25-7
In Road Games:	15-13
At Neutral Sites:	3-3
In All ACC Regular-Season Games:	21-9
In Home ACC Regular-Season Games:	11-4
In Road ACC Regular-Season Games:	10-5
In All Non-ACC Regular-Season Games:	16-10
In Home Non-ACC Regular-Season Games:	11-3
In Road Non-ACC Regular-Season Games:	4-6
In Neutral Non-ACC Regular-Season Games:	1-1
In ACC Tournament Games:	2-2
In NCAA Tournament Games:	4-2
In February:	4-2
In March:	10-7
In April:	14-8
In May:	11-4
In June:	4-2
On Monday:	1-1
On Tuesday:	7-1
On Wednesday:	5-4
On Thursday:	2-0
On Friday:	9-4
On Saturday:	12-5
On Sunday:	7-8
After a Loss:	14-8
Against Top-25 Teams:	19-9
Against Top-10 Teams:	11-9
Against Top-5 Teams:	4-2
In Day Games:	20-15
In Night Games:	23-8
Against Lefty Starters:	9-10
Against Righty Starters:	34-13
In 1-Run Games:	7-9
In 2-Run Games:	3-2
In 3-Run Games:	5-2
When Scoring First:	31-8
When Leading After 7 Innings:	35-4
When Trailing After 7 Innings:	5-18
When Tied After 7 Innings:	3-1
When Leading After 8 Innings:	39-1
When Trailing After 8 Innings:	3-21
When Tied After 8 Innings:	1-1
In Extra Innings:	2-0
When Scoring 5 or More Runs:	38-6
When Allowing Less Than 5 Runs:	32-5
When Out-Hitting Opponents:	31-9
When Clemson Hit a Home Run:	32-11
When Clemson Committed 0 or 1 Errors:	27-14

Inning-By-Inning Scoring

Team	1	2	3	4	5	6	7	8	9	Ex.
Clemson	44	59	42	59	26	68	74	51	33	5
Opponents	28	24	46	42	35	41	19	32	31	0

Tiger Multiple Hit Game Leaders

# Player	2	3	4	5+	Total
4 Taylor Harbin	18	9	1	1	29
3 Herman Demmink	19	6	2	--	27
35 Kris Harvey	21	6	--	--	27
5 Travis Storrer	15	8	--	--	23
8 Brad Chalk	16	6	--	--	22
21 Tyler Colvin	14	2	1	1	18
Clemson	136	49	4	2	191
Opponents	116	34	4	1	155

Tiger Multiple RBI Game Leaders

# Player	2	3	4	5+	Total
35 Kris Harvey	11	7	3	--	21
24 Andy D'Alessio	8	5	2	2	17
21 Tyler Colvin	9	4	2	--	15
4 Taylor Harbin	6	5	1	2	14
3 Herman Demmink	11	3	--	--	14
5 Travis Storrer	12	1	--	--	13
Clemson	71	28	10	4	113
Opponents	39	13	4	2	58



2005 Stats

#	Player	Avg	GP-GS	AB	R	H	2B	3B	HR	RBI	TB	Slg%	BB	HP	SO	GDP	OB%	SF	SH	SB-SBA
8	Brad Chalk	.350	64-54	200	46	70	7	0	0	11	77	.385	34	6	19	2	.458	0	15	5-9
5	Travis Storrer	.346	66-66	243	46	84	15	2	6	43	121	.498	27	2	43	2	.412	2	6	0-2
3	Herman Demmink	.345	65-63	261	56	90	17	1	4	41	121	.464	26	3	45	5	.408	2	8	9-12
4	Taylor Harbin	.343	66-66	274	64	94	28	4	10	63	160	.584	12	1	25	4	.369	3	8	4-7
35	Kris Harvey	.341	65-65	249	61	85	11	0	25	70	171	.687	16	4	44	2	.387	2	0	1-2
6	Stan Widmann	.289	66-66	232	36	67	7	1	4	25	88	.379	17	1	54	10	.333	5	7	7-8
21	Tyler Colvin	.283	65-65	258	51	73	22	2	5	53	114	.442	14	3	31	3	.323	4	1	12-15
24	Andy D'Alessio	.276	65-60	210	36	58	14	1	15	60	119	.567	29	2	61	4	.366	2	3	1-4
29	Adrian Casanova	.238	66-64	168	31	40	5	1	4	27	59	.351	10	6	23	7	.303	1	12	0-0
----- Others -----																				
23	Tanner Leggett	.364	16-0	11	1	4	0	0	0	2	4	.364	0	1	3	0	.417	0	0	0-0
28	Gene Pierce	.357	38-1	14	2	5	0	0	1	2	8	.571	1	0	2	0	.400	0	0	0-0
16	Ben Hall	.319	37-3	47	7	15	5	1	1	9	25	.532	4	0	13	0	.352	3	0	0-0
22	Jorge Andrade, Jr.	.208	19-4	24	4	5	1	0	1	5	9	.375	2	2	5	1	.321	0	0	0-0
9	David Williams	.184	33-9	49	8	9	4	0	0	2	13	.265	8	1	13	0	.310	0	0	2-2
26	Daniel Pritchard	.182	20-0	11	5	2	0	0	0	1	2	.182	2	1	4	1	.357	0	1	0-1
12	Jesse Ferguson	.154	44-5	52	6	8	1	0	0	5	9	.173	8	0	11	0	.267	0	1	1-1
15	John Ingram	.136	19-2	22	1	3	0	0	0	0	3	.136	4	0	10	2	.269	0	0	0-0
30	Doug Hogan	.111	18-1	18	0	2	0	0	0	1	2	.111	0	1	5	1	.158	0	0	0-0
	CLEMSON	.305	66-66	2343	461	714	137	13	76	420	1105	.472	214	34	411	44	.368	24	62	42-63
	OPPONENTS	.270	66-66	2250	298	608	103	11	31	276	826	.367	223	61	500	51	.350	14	49	63-99

LOB - Team (487), Opp (538). **DPs turned** - Team (65), Opp (53). **CI** - Team (2), Casanova 2. **IBB** - Team (12), Harvey 5, Storrer 3, Widmann 2, Colvin 1, D'Alessio 1, Opp (12).

#	Player	ERA	W-L	APP	GS	CG	SHO/CBO	SV	IP	H	R	*ER	BB	SO	AB	Opp Avg	WP	HBP	BK
20	Stephen Faris	2.60	6-4	20	10	3	0/1	1	97.0	89	36	28	25	79	355	.251	4	15	0
48	Josh Cribb	3.54	8-5	19	15	3	2/0	0	109.1	119	47	43	24	97	425	.280	2	11	2
44	Robert Rohrbaugh	4.22	8-3	19	16	0	0/1	1	96.0	103	52	45	42	82	371	.278	3	6	0
47	David Kopp	4.61	4-3	22	7	0	0/1	1	70.1	66	43	36	26	46	263	.251	4	3	1
----- Others -----																			
27	Jeff Hahn	3.13	4-1	25	2	0	0/0	3	60.1	57	26	21	27	59	229	.249	6	3	0
36	Stephen Clyne	3.45	2-0	19	0	0	0/1	2	28.2	29	13	11	11	30	110	.264	0	3	1
50	Chris Howard	3.86	1-0	5	0	0	0/0	0	4.2	5	2	2	0	1	17	.294	1	2	0
17	Chris Fidrych	4.50	0-0	10	0	0	0/0	0	14.0	13	7	7	6	13	53	.245	0	2	0
42	Drew Fiorenza	4.98	2-1	18	1	0	0/0	1	21.2	26	13	12	15	23	87	.299	7	1	0
31	P.J. Zocchi	5.14	1-0	4	2	0	0/0	0	7.0	6	4	4	6	3	26	.231	3	1	0
41	Daniel Moskos	5.40	2-2	21	0	0	0/1	0	16.2	24	12	10	13	15	71	.338	2	2	2
35	Kris Harvey	5.52	5-4	13	13	0	0/0	0	62.0	71	43	38	28	52	243	.292	5	12	0
	CLEMSON	3.94	43-23	66	66	6	4/2	9	587.2	608	298	257	223	500	2250	.270	37	61	6
	OPPONENTS	5.95	23-43	66	66	2	1/1	10	576.1	714	461	381	214	411	2343	.305	69	34	8

PB - Team (13), Casanova 8, Pierce 5, Opp (11). **Pickoffs** - Team (19), Cribb 6, Rohrbaugh 5, Faris 3, Casanova 2, Clyne 1, Kopp 1, Pierce 1, Opp (11). **IBB** - Team (12), Cribb 4, Clyne 3, Moskos 2, Hahn 1, Kopp 1, Rohrbaugh 1, Opp (12); * - Clemson had no team unearned runs. Note: **Bold** denotes returning player.

#	Player	GP-GS	C	PO	A	E	FLD%	DP
5	Travis Storrer	66-66	92	84	8	0	1.000	3
30	Doug Hogan	18-1	30	27	3	0	1.000	0
12	Jesse Ferguson	44-5	16	16	0	0	1.000	0
27	Jeff Hahn	25-2	16	4	12	0	1.000	0
23	Tanner Leggett	16-0	15	3	12	0	1.000	1
36	Stephen Clyne	19-0	6	1	5	0	1.000	0
41	Daniel Moskos	21-0	3	0	3	0	1.000	1
42	Drew Fiorenza	18-1	2	2	0	0	1.000	0
50	Chris Howard	5-0	2	0	2	0	1.000	0
31	P.J. Zocchi	4-2	1	0	1	0	1.000	0
24	Andy D'Alessio	65-60	638	583	47	8	.987	52
28	Gene Pierce	38-1	68	60	7	1	.985	1
29	Adrian Casanova	66-64	477	406	63	8	.983	5
8	Brad Chalk	64-54	115	108	5	2	.983	1
4	Taylor Harbin	66-66	340	121	210	9	.974	45
21	Tyler Colvin	65-65	101	89	9	3	.970	2
48	Josh Cribb	19-15	30	6	23	1	.967	0
44	Robert Rohrbaugh	19-16	29	10	18	1	.966	0
15	John Ingram	19-2	22	19	2	1	.955	2
9	David Williams	33-9	22	19	2	1	.955	0
35	Kris Harvey	65-65	32	22	8	2	.938	0
26	Daniel Pritchard	20-0	16	9	6	1	.938	1
22	Jorge Andrade, Jr.	19-4	31	18	11	2	.935	1
3	Herman Demmink	65-63	153	30	113	10	.935	11
6	Stan Widmann	66-66	332	102	205	25	.925	44
16	Ben Hall	37-3	20	14	4	2	.900	1
47	David Kopp	22-7	17	3	12	2	.882	1
20	Stephen Faris	20-10	32	7	21	4	.875	0
17	Chris Fidrych	10-0	2	0	1	1	.500	0
	CLEMSON	66-66	2660	1763	813	84	.968	65
	OPPONENTS	66-66	2509	1729	673	107	.957	53



Travis Storrer was second on the 2005 squad with a .346 batting average. The outfielder also did not commit an error in 92 chances.

2005 Results

43-23 Overall, 21-9 ACC Regular Season, 2-2 ACC Tournament, 4-2 NCAA Tournament, 25-7 Home, 15-13 Away, 3-3 Neutral, 20-15 Day, 23-8 Night, 7-9 One-Run Games, 2-0 Extra Innings, 19-9 vs. Top-25 Teams

Date	Opponent (Rank)	W-L	Score	Site	CU Rank	CU Pitcher	Opp. Pitcher	Time	CU R-H-E	Opp. R-H-E	Attendance
2-18	% West Virginia	W	7 - 2	N1	NR - 21 - 24	•Cribb (1-0)	•Miller (0-1)	2:35	7 - 10 - 0	2 - 10 - 2	1,502
2-19	% Coastal Carolina	L	2 - 3	A1	NR - 21 - 24	Moskos (0-1)	Costanzo (1-0)	2:46	2 - 6 - 1	3 - 4 - 0	3,565
2-20	% East Carolina	L	0 - 10	N1	NR - 21 - 24	•Harvey (0-1)	•Flye (2-0)	2:25	0 - 3 - 4	10 - 13 - 1	1,280
2-25	California-Irvine (18-20-24)	W	3 - 2	H		Moskos (1-1)	Robertson (0-1)	2:47	3 - 6 - 1	2 - 7 - 4	3,748
2-26	California-Irvine (18-20-24)	W	5 - 4	H		Fiorenza (1-0)	Schroer (0-1)	3:11	5 - 9 - 0	4 - 9 - 4	4,508
2-27	California-Irvine (18-20-24)	W	10 - 2	H		•Harvey (1-1)	•Koehler (1-1)	2:57	10 - 13 - 1	2 - 7 - 1	2,691
3- 4	Auburn	L	5 - 6	^A	NR - 24 - NR	Kopp (0-1)	Madden (2-0)	3:15	5 - 14 - 0	6 - 14 - 3	3,143
3- 5	Auburn	L	4 - 8	A	NR - 24 - NR	•Rohrbaugh (0-1)	•Sullivan (2-1)	2:42	4 - 11 - 0	8 - 17 - 1	3,737
3- 6	Auburn	W	14 - 3	A	NR - 24 - NR	•Harvey (2-1)	Cardwell (1-1)	2:49	14 - 19 - 1	3 - 9 - 2	2,807
3- 9	Winthrop	L	2 - 8	H		•Kopp (0-2)	•SLOWEY (5-0)	2:16	2 - 4 - 2	8 - 12 - 1	2,804
3-12	South Carolina (4-4-4)	L	3 - 6	H		•Cribb (1-1)	•Rawl (4-1)	2:36	3 - 9 - 0	6 - 12 - 0	5,617
3-13	South Carolina (4-4-4)	L	5 - 6	A		Fiorenza (1-1)	Cruse (1-1)	2:32	5 - 13 - 2	6 - 7 - 1	5,887
3-16	Furman	W	11 - 1	H		•Faris (1-0)	•Cassedy (1-1)	2:52	11 - 15 - 0	1 - 7 - 1	2,165
3-18	*North Carolina (13-9-14)	L	1 - 2	^H		•Cribb (1-2)	•Miller (5-0)	2:39	1 - 3 - 0	2 - 9 - 2	2,953
3-19	*North Carolina (13-9-14)	W	9 - 1	H		•Harvey (3-1)	•Bard (3-2)	2:39	9 - 10 - 2	1 - 4 - 2	3,380
3-20	*North Carolina (13-9-14)	W	7 - 3	H		•Rohrbaugh (1-1)	•Kalkhof (2-1)	2:39	7 - 8 - 0	3 - 8 - 4	4,049
3-22	Old Dominion	W	1 - 0	^A		•Kopp (1-2)	•Gunter (2-3)	1:59	1 - 4 - 1	0 - 2 - 2	282
3-23	Old Dominion	L	2 - 3	^A		•Hahn (0-1)	Hall (3-1)	2:26	2 - 7 - 2	3 - 6 - 0	337
3-25	*Maryland	W	14 - 3	^A		•Cribb (2-2)	•Clem (1-3)	2:49	14 - 14 - 3	3 - 6 - 6	308
3-26	*Maryland ⁽¹⁾	W ⁽¹³⁾	6 - 4	A		Faris (2-0)	Bowen (1-2)	3:51	6 - 12 - 3	4 - 12 - 4	-----
3-26	*Maryland ⁽²⁾	W	12 - 0	^A		•Rohrbaugh (2-1)	•Moorer (0-4)	2:13	12 - 17 - 0	0 - 4 - 1	421
3-29	Coastal Carolina (NR-25-NR)	W	14 - 5	^H		•Kopp (2-2)	•Hurry (4-2)	2:52	14 - 17 - 0	5 - 12 - 4	3,862
3-30	Coastal Carolina (NR-25-NR)	W	8 - 1	H		•Hahn (1-1)	•Shefka (4-1)	2:27	8 - 14 - 2	1 - 11 - 3	3,571
4- 2	*Florida State (17-6-10)	L	1 - 3	^A		•Cribb (2-3)	•Browning (3-0)	2:27	1 - 4 - 1	3 - 10 - 1	5,363
4- 3	*Florida State ⁽¹⁾ (17-6-10)	L	4 - 5	A		Kopp (2-3)	Chambliss (5-1)	2:44	4 - 8 - 0	5 - 8 - 1	-----
4- 3	*Florida State ⁽²⁾ (17-6-10)	W	7 - 3	A		•Rohrbaugh (3-1)	•Henry (1-2)	2:49	7 - 17 - 1	3 - 7 - 0	4,573
4- 5	Georgia	L	10 - 11	^A		Cribb (2-4)	Startup (3-1)	3:17	10 - 17 - 1	11 - 10 - 3	2,945
4- 6	Georgia	L	1 - 4	^H		•FARIS (2-1)	•Westphal (2-0)	2:13	1 - 6 - 1	4 - 5 - 1	4,394
4- 8	*Duke	W	9 - 3	^H		•Harvey (4-1)	•Burke (4-5)	2:26	9 - 10 - 1	3 - 5 - 2	2,770
4- 9	*Duke	W	11 - 6	^H		•Rohrbaugh (4-1)	•Gallagher (0-2)	2:43	11 - 10 - 1	6 - 11 - 0	4,488
4-10	*Duke	W	16 - 6	H		Clyne (1-0)	•Otero (3-8)	2:56	16 - 17 - 3	6 - 13 - 2	3,853
4-12	Western Carolina ^c	W	7 - 4	^A		Faris (3-1)	•Tupper (0-2)	2:20	7 - 7 - 3	4 - 7 - 1	1,012
4-13	South Carolina (8-5-4)	W	12 - 2	^H		•FARIS (4-1)	•Cruse (3-1)	2:20	12 - 15 - 0	2 - 5 - 1	4,621
4-15	*Virginia	W	13 - 4	^H		•Harvey (5-1)	•Avery (4-3)	3:07	13 - 18 - 2	4 - 9 - 2	4,808
4-16	*Virginia	W	3 - 2	H		Hahn (2-1)	Lambert (1-2)	2:19	3 - 7 - 0	2 - 6 - 0	5,595
4-17	*Virginia	L	2 - 9	H		•Rohrbaugh (4-2)	•Kamrath (6-3)	2:40	2 - 7 - 1	9 - 13 - 1	4,037
4-19	Western Carolina	W	10 - 1	^H		•Zocchi (1-0)	•Strausbaugh (0-1)	2:37	10 - 17 - 0	1 - 5 - 1	2,986
4-20	South Carolina (13-13-8)	W	7 - 5	^A		Cribb (3-4)	Marsh (1-1)	2:45	7 - 12 - 1	5 - 9 - 2	5,922
4-22	*N.C. State	L	3 - 8	^A		•Harvey (5-2)	•Davidson (4-3)	3:03	3 - 7 - 0	8 - 16 - 2	1,867
4-23	*N.C. State	W	16 - 9	^A		•Rohrbaugh (5-2)	•Knapp (2-3)	3:03	16 - 17 - 3	9 - 10 - 2	2,026
4-24	*N.C. State	L	8 - 9	A		Faris (4-2)	J. Devine (3-2)	2:38	8 - 14 - 1	9 - 12 - 2	1,277
4-26	Elon	W	9 - 6	^H		•Kopp (3-3)	Blystone (1-4)	2:53	9 - 9 - 2	6 - 7 - 4	2,232
4-27	Wofford	W	7 - 1	^H		Howard (1-0)	•Clark (1-8)	2:26	7 - 8 - 1	1 - 6 - 2	2,689
4-29	*Georgia Tech (7-6-8)	L	14 - 18	^H		Moskos (1-2)	•Hyde (6-2)	3:21	14 - 14 - 3	18 - 21 - 3	4,957
4-30	*Georgia Tech (7-6-8)	W	6 - 5	^H		Clyne (2-0)	•Wieters (1-2)	2:47	6 - 13 - 2	5 - 12 - 1	4,706
5- 1	*Georgia Tech (7-6-8)	L	4 - 6	H		•Harvey (5-3)	•Turner (5-1)	2:57	4 - 12 - 2	6 - 10 - 0	4,740
5- 8	*Virginia Tech	L	7 - 11	A		•Faris (4-3)	•Fryman (3-1)	2:52	7 - 13 - 2	11 - 14 - 2	1,025
5- 9	*Virginia Tech	W	7 - 0	^A		•CRIBB (4-4)	•Kennedy (5-6)	2:16	7 - 8 - 2	0 - 6 - 1	1,133
5-10	*Virginia Tech	W	6 - 2	^A		Hahn (3-1)	•Chaney (5-3)	2:40	6 - 9 - 2	2 - 9 - 0	680
5-13	*Wake Forest	W	4 - 1	A		•FARIS (5-3)	•Bach (2-2)	2:06	4 - 7 - 0	1 - 6 - 0	644
5-14	*Wake Forest	W ⁽¹¹⁾	17 - 14	A		Cribb (5-4)	Morley (1-6)	4:13	17 - 23 - 1	14 - 15 - 5	2,046
5-15	*Wake Forest	W	6 - 5	A		•Rohrbaugh (6-2)	•MELLIES (2-4)	2:22	6 - 14 - 0	5 - 11 - 1	1,206
5-17	College of Charleston (NR-20-24)	W	8 - 5	^H	NR - 24 - NR	•Kopp (4-3)	•Gemma (7-3)	2:28	8 - 9 - 3	5 - 13 - 0	3,963
5-19	*Miami (FL) (4-7-4)	W	15 - 5	^H	NR - 24 - NR	•Faris (6-3)	•Carrillo (12-1)	2:58	15 - 15 - 2	5 - 11 - 5	4,117
5-20	*Miami (FL) (4-7-4)	W	9 - 2	^H	NR - 24 - NR	•Cribb (6-4)	•Touchet (3-4)	2:25	9 - 10 - 0	2 - 9 - 3	4,834
5-21	*Miami (FL) (4-7-4)	W	6 - 2	H	NR - 24 - NR	Fiorenza (2-1)	•Orta (6-5)	2:48	6 - 9 - 0	2 - 8 - 0	5,085
5-25	+ Virginia	L	1 - 8	N2	20 - 12 - 19	•Faris (6-4)	•Kamrath (9-4)	3:07	1 - 10 - 3	8 - 12 - 0	17,860
5-26	+ Miami (FL) (12-13-8)	W	9 - 1	N2	20 - 12 - 19	•CRIBB (7-4)	•Touchet (3-5)	2:15	9 - 12 - 1	1 - 6 - 0	16,498
5-27	+ N.C. State (18-NR-23)	W	5 - 4	N2	20 - 12 - 19	•Rohrbaugh (7-2)	•Payne (2-1)	2:43	5 - 10 - 2	4 - 5 - 0	11,123
5-28	+ Virginia	L	4 - 5	N2	20 - 12 - 19	•Harvey (5-4)	Doolittle (3-0)	2:41	4 - 10 - 1	5 - 8 - 2	9,962
6- 3	\$North Carolina A&T	W	12 - 2	^H	15 - 12 - 19	•Moskos (2-2)	•Hauff (8-5)	2:53	12 - 10 - 1	2 - 11 - 1	4,925
6- 4	\$College of Charleston (NR-22-22)	W	6 - 0	^H	15 - 12 - 19	•CRIBB (8-4)	•Gemma (7-4)	2:18	6 - 8 - 3	0 - 2 - 2	5,617
6- 5	\$Oral Roberts	W	8 - 3	^H	15 - 12 - 19	•Rohrbaugh (8-2)	•Recio (4-3)	2:41	8 - 10 - 1	3 - 11 - 0	4,788
6-11	† Baylor (6-6-10)	W	4 - 2	A	13 - 12 - 19	Hahn (4-1)	•Taylor (7-6)	3:02	4 - 8 - 1	2 - 12 - 1	4,383
6-12	† Baylor (6-6-10)	L	1 - 7	A	13 - 12 - 19	•Cribb (8-5)	•McCormick (8-3)	2:48	1 - 6 - 3	7 - 12 - 1	4,424
6-13	† Baylor (6-6-10)	L	1 - 6	A	13 - 12 - 19	•Rohrbaugh (8-3)	•VanAllen (8-4)	2:43	1 - 9 - 1	6 - 8 - 0	3,780

* - ACC regular-season game; %N1,A1 - Baseball at The Beach at Myrtle Beach, SC; +,N2 - ACC Tournament at Jacksonville, FL; \$ - NCAA Regional at Clemson, SC; † - NCAA Super Regional at Waco, TX; ^c - due to inclement weather, game was completed on Apr. 19 at Clemson, SC; ^ - night game; • - decision came in a starting role; Note: Pitchers in ALL CAPS denotes a complete game; **bold** denotes a Clemson home game; rankings by **Baseball America**, **Collegiate Baseball**, **Sports Weekly**; official home attendance (32 dates): 129,553 (4,049 per date).



2005 ACC Regular-Season Stats

#	Player	Avg	GP-GS	AB	R	H	2B	3B	HR	RBI	TB	Slg%	BB	HP	SO	GDP	OB%	SF	SH	SB-SBA
4	Taylor Harbin	.391	30-30	128	33	50	14	1	6	30	84	.656	4	1	13	1	.414	0	6	1-3
35	Kris Harvey	.372	29-29	113	33	42	2	0	14	34	86	.761	5	2	23	0	.408	0	0	0-0
3	Herman Demmink	.364	30-30	129	31	47	9	0	2	25	62	.481	10	1	21	2	.408	2	2	4-7
8	Brad Chalk	.346	30-27	104	27	36	5	0	0	6	41	.394	15	4	7	1	.447	0	8	1-3
5	Travis Storrer	.321	30-30	106	23	34	6	1	2	17	48	.453	13	2	20	1	.402	1	3	0-1
29	Adrian Casanova	.316	30-30	79	16	25	4	1	3	21	40	.506	4	2	9	1	.365	0	4	0-0
21	Tyler Colvin	.278	30-30	126	25	35	11	0	1	29	49	.389	2	3	14	3	.299	3	1	6-6
24	Andy D'Alessio	.271	29-27	96	20	26	5	1	7	30	54	.563	16	1	27	1	.377	1	1	0-1
6	Stan Widmann	.257	30-30	109	20	28	3	0	3	12	40	.367	7	0	25	4	.294	3	4	2-2
----- Others -----																				
12	Jesse Ferguson	.316	22-1	19	3	6	1	0	0	4	7	.368	4	0	4	0	.435	0	0	1-1
16	Ben Hall	.300	22-2	30	5	9	4	0	0	7	13	.433	3	0	6	0	.333	3	0	0-0
22	Jorge Andrade, Jr.	.300	8-1	10	2	3	1	0	1	4	7	.700	0	1	1	0	.364	0	0	0-0
23	Tanner Leggett	.250	7-0	4	0	1	0	0	0	0	1	.250	0	0	1	0	.250	0	0	0-0
26	Daniel Pritchard	.200	10-0	5	0	1	0	0	0	0	1	.200	0	0	2	1	.200	0	1	0-1
30	Doug Hogan	.167	8-0	6	0	1	0	0	0	0	1	.167	0	0	2	1	.167	0	0	0-0
28	Gene Pierce	.143	21-0	7	1	1	0	0	1	1	4	.571	1	0	1	0	.250	0	0	0-0
9	David Williams	.105	16-3	19	4	2	0	0	0	2	2	.105	4	0	5	0	.261	0	0	1-1
15	John Ingram	.000	8-0	7	0	0	0	0	0	0	0	.000	2	0	4	1	.222	0	0	0-0
CLEMSON		.316	30-30	1097	243	347	65	4	40	222	540	.492	90	17	185	17	.373	13	30	16-26
OPPONENTS		.281	30-30	1048	151	295	37	5	15	141	387	.369	112	30	239	26	.365	7	24	28-41

LOB - Team (206), Opp (257). **DPs turned** - Team (34), Opp (23). **CI** - Team (2), Casanova 2. **IBB** - Team (6), Storrer 2, Colvin 1, D'Alessio 1, Harvey 1, Widmann 1, Opp (8).

#	Player	ERA	W-L	APP	GS	CG	SHO/CBO	SV	IP	H	R	*ER	BB	SO	AB	Opp Avg	WP	HBP	BK
48	Josh Cribb	3.56	4-2	10	8	1	1/0	0	60.2	66	27	24	13	56	236	.280	2	8	1
20	Stephen Faris	4.23	3-2	8	4	1	0/0	0	38.1	38	20	18	12	34	147	.259	2	4	0
44	Robert Rohrbaugh	4.37	6-1	10	10	0	0/1	0	59.2	65	33	29	29	49	232	.280	2	2	0
35	Kris Harvey	5.59	3-2	8	8	0	0/0	0	37.0	39	26	23	21	32	137	.285	3	8	0
----- Others -----																			
27	Jeff Hahn	3.27	2-0	10	0	0	0/0	1	22.0	19	8	8	10	19	82	.232	1	1	0
47	David Kopp	3.86	0-1	7	0	0	0/0	1	16.1	15	9	7	6	13	59	.254	3	1	0
41	Daniel Moskos	4.50	0-1	8	0	0	0/1	0	8.0	13	5	4	2	8	34	.382	1	0	1
36	Stephen Clyne	4.61	2-0	9	0	0	0/1	0	13.2	18	9	7	6	14	57	.316	0	3	0
42	Drew Fiorenza	6.75	1-0	7	0	0	0/0	1	9.1	13	7	7	6	9	39	.333	3	1	0
17	Chris Fidrych	7.71	0-0	4	0	0	0/0	0	4.2	5	4	4	4	3	16	.313	0	1	0
31	P.J. Zocchi	13.50	0-0	2	0	0	0/0	0	2.0	4	3	3	3	2	9	.444	1	1	0
CLEMSON		4.44	21-9	30	30	2	2/1	3	271.2	295	151	134	112	239	1048	.281	18	30	2
OPPONENTS		6.80	9-21	30	30	1	0/0	4	266.0	347	243	201	90	185	1097	.316	29	17	1

PB - Team (5), Pierce 4, Casanova 1, Opp (4). **Pickoffs** - Team (6), Rohrbaugh 3, Cribb 2, Faris 1, Opp (5). **IBB** - Team (8), Clyne 3, Cribb 3, Hahn 1, Moskos 1, Opp (6); * - Clemson had no team unearned runs. Note: **Bold** denotes returning player.

Career Stats of 2006 Players

#	Player	Avg	GP-GS	AB	R	H	2B	3B	HR	RBI	TB	Slg%	BB	HP	SO	GDP	OB%	SF	SH	SB-SBA
23	Tanner Leggett	.364	16-0	11	1	4	0	0	0	2	4	.364	0	1	3	0	.417	0	0	0-0
8	Brad Chalk	.350	64-54	200	46	70	7	0	0	11	77	.385	34	6	19	2	.458	0	15	5-9
4	Taylor Harbin	.343	66-66	274	64	94	28	4	10	63	160	.584	12	1	25	4	.369	3	8	4-7
5	Travis Storrer	.331	119-119	459	95	152	28	4	13	76	227	.495	46	4	74	7	.395	2	8	5-8
16	Ben Hall	.319	37-3	47	7	15	5	1	1	9	25	.532	4	0	13	0	.352	3	0	0-0
3	Herman Demmink	.318	163-138	541	108	172	30	3	8	84	232	.429	50	9	96	8	.383	3	14	17-24
24	Andy D'Alessio	.303	125-111	390	65	118	24	1	19	82	201	.515	64	2	108	9	.401	3	7	3-6
6	Stan Widmann	.289	66-66	232	36	67	7	1	4	25	88	.379	17	1	54	10	.333	5	7	7-8
21	Tyler Colvin	.285	117-96	386	72	110	32	2	7	72	167	.433	25	4	47	3	.332	4	4	16-20
15	John Ingram	.246	61-28	118	18	29	6	0	4	21	47	.398	16	1	38	3	.341	0	0	2-2
29	Adrian Casanova	.238	66-64	168	31	40	5	1	4	27	59	.351	10	6	23	7	.303	1	12	0-0
30	Doug Hogan	.111	18-1	18	0	2	0	0	0	1	2	.111	0	1	5	1	.158	0	0	0-0

#	Player	ERA	W-L	APP	GS	CG	SHO/CBO	SV	IP	H	R	ER	BB	SO	AB	Opp Avg	WP	HBP	BK
18	Jason Berken	2.90	9-3	29	18	0	0/3	0	105.2	88	45	34	43	81	384	.229	12	5	2
36	Stephen Clyne	3.45	2-0	19	0	0	0/1	2	28.2	29	13	11	11	30	110	.264	0	3	1
48	Josh Cribb	3.65	13-7	52	17	3	2/4	2	195.0	204	92	79	45	174	751	.272	4	16	3
50	Chris Howard	3.86	1-0	5	0	0	0/0	0	4.2	5	2	2	0	1	17	.294	1	2	0
20	Stephen Faris	3.88	7-7	37	15	3	0/1	1	139.0	146	71	60	36	103	529	.276	8	20	0
17	Chris Fidrych	4.50	0-0	10	0	0	0/0	0	14.0	13	7	7	6	13	53	.245	0	2	0
47	David Kopp	4.61	4-3	22	7	0	0/1	1	70.1	66	43	36	26	46	263	.251	4	3	1
31	P.J. Zocchi	4.85	1-0	7	3	0	0/1	0	13.0	13	7	7	8	10	49	.265	4	1	0
42	Drew Fiorenza	4.98	2-1	18	1	0	0/0	1	21.2	26	13	12	15	23	87	.299	7	1	0
41	Daniel Moskos	5.40	2-2	21	0	0	0/1	0	16.2	24	12	10	13	15	71	.338	2	2	2

Note: Only includes stats of players while at Clemson.

2005 Postseason Stats

ACC Tournament

#	Player	Avg	GP-GS	AB	R	H	2B	3B	HR	RBI	TB	Slg%	BB	HP	SO	GDP	OB%	SF	SH	SB-SBA
8	Brad Chalk	.471	4-4	17	2	8	0	0	0	1	8	.471	2	0	1	1	.526	0	0	1-1
3	Herman Demmink	.350	4-4	20	1	7	1	0	0	2	8	.400	0	0	4	0	.350	0	0	0-0
24	Andy D'Alessio	.333	4-4	15	1	5	0	0	0	0	5	.333	1	0	5	0	.375	0	0	0-0
4	Taylor Harbin	.333	4-4	15	2	5	0	0	1	3	8	.533	1	0	2	0	.375	0	1	0-0
35	Kris Harvey	.313	4-4	16	4	5	2	0	1	5	10	.625	0	1	2	1	.353	0	0	0-0
5	Travis Storrer	.313	4-4	16	3	5	1	0	1	3	9	.563	0	0	2	0	.313	0	0	0-0
6	Stan Widmann	.308	4-4	13	2	4	0	0	1	3	7	.538	2	0	3	0	.400	0	1	1-1
21	Tyler Colvin	.133	4-4	15	1	2	1	0	0	1	3	.200	1	0	5	0	.176	1	0	0-0
29	Adrian Casanova	.083	4-4	12	3	1	1	0	0	1	2	.167	1	1	2	1	.214	0	0	0-0
----- Others -----																				
12	Jesse Ferguson	.000	1-0	1	0	0	0	0	0	0	0	.000	0	0	1	0	.000	0	0	0-0
16	Ben Hall	.000	1-0	1	0	0	0	0	0	0	0	.000	0	0	1	0	.000	0	0	0-0
	CLEMSON	.298	4-4	141	19	42	6	0	4	19	60	.426	8	2	28	3	.342	1	2	2-2
	OPPONENTS	.240	4-4	129	18	31	2	0	2	16	39	.302	10	4	28	2	.313	1	4	5-9

LOB - Team (30), Opp (25). DPs turned - Team (2), Opp (4). IBB - Team (1), Widmann 1, Opp (1).

#	Player	ERA	W-L	APP	GS	CG	SHO/CBO	SV	IP	H	R	ER	BB	SO	AB	Opp Avg	WP	HBP	BK	
47	David Kopp	0.00	0-0	1	0	0	0/0	0	5.2	2	1	0	3	2	16	.125	0	0	0	
48	Josh Cribb	1.00	1-0	1	1	1	0/0	0	9.0	6	1	1	0	8	31	.194	0	0	0	
44	Robert Rohrbaugh	1.04	1-0	1	1	0	0/0	0	8.2	4	4	1	3	10	31	.129	0	0	0	
20	Stephen Faris	2.45	0-1	1	1	0	0/0	0	7.1	8	3	2	0	4	29	.276	0	2	0	
----- Others -----																				
36	Stephen Clyne	0.00	0-0	1	0	0	0/0	0	0.2	0	0	0	0	1	1	.000	0	0	0	
41	Daniel Moskos	9.00	0-0	1	0	0	0/0	0	1.0	2	2	1	1	1	5	.400	0	1	0	
35	Kris Harvey	15.43	0-1	1	1	0	0/0	0	2.1	6	4	4	2	1	12	.500	0	1	0	
27	Jeff Hahn	81.00	0-0	2	0	0	0/0	1	0.1	3	3	3	1	1	4	.750	1	0	0	
	CLEMSON	3.09	2-2	4	4	1	0/0	1	35.0	31	18	12	10	28	129	.240	1	4	0	
	OPPONENTS	4.89	2-2	4	4	0	0/0	1	35.0	42	19	19	8	28	141	.298	2	2	0	

PB - Team (1), Casanova 1. Pickoffs - Team (1), Clyne 1. IBB - Team (1), Kopp 1, Opp (1); * - Clemson had no team unearned runs. Note: **Bold** denotes returning player.

NCAA Tournament

#	Player	Avg	GP-GS	AB	R	H	2B	3B	HR	RBI	TB	Slg%	BB	HP	SO	GDP	OB%	SF	SH	SB-SBA
24	Andy D'Alessio	.471	6-6	17	4	8	5	0	1	4	16	.941	5	1	4	0	.609	0	1	1-1
5	Travis Storrer	.391	6-6	23	5	9	1	0	0	2	10	.435	2	0	5	0	.440	0	1	0-0
35	Kris Harvey	.320	6-6	25	6	8	1	0	3	3	18	.720	1	0	5	1	.346	0	0	1-2
6	Stan Widmann	.316	6-6	19	4	6	0	0	0	5	6	.316	4	1	3	2	.440	1	0	2-2
3	Herman Demmink	.292	6-6	24	1	7	1	1	0	5	10	.417	4	0	10	0	.393	0	2	2-2
8	Brad Chalk	.222	6-6	18	2	4	0	0	0	2	4	.222	8	0	2	0	.462	0	2	0-0
4	Taylor Harbin	.167	6-6	24	3	4	0	1	0	3	6	.250	0	0	3	1	.160	1	1	0-0
21	Tyler Colvin	.083	6-6	24	2	2	0	1	0	3	4	.167	3	0	4	0	.185	0	0	0-0
----- Others -----																				
26	Daniel Pritchard	1.000	2-0	1	2	1	0	0	0	1	1	1.000	0	1	0	0	1.000	0	0	0-0
16	Ben Hall	.500	3-0	2	0	1	1	0	0	0	2	1.000	0	0	1	0	.500	0	0	0-0
29	Adrian Casanova	.071	6-6	14	3	1	0	0	0	0	1	.071	2	1	1	1	.235	0	1	0-0
12	Jesse Ferguson	.000	4-0	3	0	0	0	0	0	0	0	.000	2	0	1	0	.400	0	0	0-0
28	Gene Pierce	.000	4-0	1	0	0	0	0	0	0	0	.000	0	0	0	0	.000	0	0	0-0
9	David Williams	-----	1-0	0	0	0	0	0	0	0	0	-----	0	0	0	0	-----	0	0	0-0
	CLEMSON	.262	6-6	195	32	51	9	3	4	28	78	.400	31	4	39	5	.371	2	8	6-7
	OPPONENTS	.265	6-6	211	20	56	9	2	4	19	81	.384	12	1	46	2	.308	0	3	4-7

LOB - Team (49), Opp (48). DPs turned - Team (5), Opp (5). IBB - Team (0), Opp (1).

#	Player	ERA	W-L	APP	GS	CG	SHO/CBO	SV	IP	H	R	ER	BB	SO	AB	Opp Avg	WP	HBP	BK
20	Stephen Faris	2.92	0-0	2	2	0	0/0	0	12.1	19	4	4	3	14	54	.352	2	0	0
44	Robert Rohrbaugh	3.55	1-1	3	2	0	0/0	1	12.2	13	5	5	1	12	49	.265	1	1	0
48	Josh Cribb	3.60	1-1	2	2	1	1/0	0	15.0	14	7	6	3	11	61	.230	0	0	0
----- Others -----																			
36	Stephen Clyne	0.00	0-0	2	0	0	0/0	0	3.2	2	0	0	0	0	12	.167	0	0	0
27	Jeff Hahn	0.00	1-0	2	0	0	0/0	0	3.0	2	0	0	3	3	10	.200	0	0	0
17	Chris Fidrych	0.00	0-0	1	0	0	0/0	0	1.1	0	0	0	0	3	5	.000	0	0	0
42	Drew Fiorenza	0.00	0-0	1	0	0	0/0	0	0.2	0	0	0	0	1	2	.000	0	0	0
41	Daniel Moskos	0.00	1-0	1	0	0	0/0	0	0.1	0	0	0	0	0	1	.000	0	0	0
47	David Kopp	9.00	0-0	2	0	0	0/0	0	4.0	6	4	4	2	2	17	.353	0	0	0
	CLEMSON	3.23	4-2	6	6	1	1/0	1	53.0	56	20	19	12	46	211	.265	3	1	0
	OPPONENTS	4.58	2-4	6	6	0	0/0	1	53.0	51	32	27	31	39	195	.262	8	4	1

PB - Team (3), Casanova 2, Pierce 1, Opp (1). Pickoffs - Team (1), Cribb 1, Opp (3). IBB - Team (1), Cribb 1; * - Clemson had no team unearned runs. Note: **Bold** denotes returning player.



2005 Superlatives

		Team
At-Bats:	55	vs. Wake Forest [^] , 5/14
Runs:	17	vs. Wake Forest [^] , 5/14
Runs in Inning:	12	vs. Duke, 4/10 (8th)
Hits:	23	vs. Wake Forest [^] , 5/14
Batting Average:	.474	vs. Virginia, 4/15
RBI's:	16	vs. Duke, 4/10
	16	vs. Wake Forest [^] , 5/14
Doubles:	7	vs. Coastal Carolina, 3/29
Triples:	2	vs. North Carolina A&T, 6/3
Home Runs:	5	vs. N.C. State, 4/23
Extra Base Hits:	9	vs. Coastal Carolina, 3/29
Total Bases:	35	vs. N.C. State, 4/23
Slugging Percentage:	.811	vs. South Carolina, 4/13
Walks By CU Hitters:	10	vs. North Carolina A&T, 6/3
Runners Left on Base:	15	vs. Wake Forest [^] , 5/14
Sacrifice Bunts:	4	vs. Maryland*, 3/26 ⁽¹⁾
	4	vs. Georgia Tech, 4/29
Sacrifice Flies:	2	vs. California-Irvine, 2/27
	2	vs. Coastal Carolina, 3/30
	2	vs. Virginia, 4/15
	2	vs. Wake Forest [^] , 5/14
Hit-By-Pitch:	3	vs. Coastal Carolina, 2/19
	3	vs. Western Carolina, 4/19
Stolen Bases:	3	vs. Coastal Carolina, 2/19
	3	vs. California-Irvine, 2/27
	3	vs. North Carolina A&T, 6/3
	3	vs. College of Charleston, 6/4
Stolen Base Attempts:	3	vs. many (6)
Putouts:	39	vs. Maryland*, 3/26 ⁽¹⁾
Assists:	18	vs. Maryland*, 3/26 ⁽¹⁾
	18	vs. Duke, 4/9
Double Plays Turned:	4	vs. Virginia, 4/15
Errors:	4	vs. East Carolina, 2/20
Victory Margin:	+12	vs. Maryland, 3/26 ⁽²⁾
Longest Game:	4:13	vs. Wake Forest [^] , 5/14
Shortest Game:	1:59	vs. Old Dominion, 3/22
Innings Pitched:	13.0	vs. Maryland*, 3/26 ⁽¹⁾
Strikeouts By CU Pitchers:	13	vs. California-Irvine, 2/25
	13	vs. Maryland*, 3/26 ⁽¹⁾
	13	vs. Duke, 4/8

	Individual
At-Bats:	8 by Brad Chalk vs. Wake Forest*, 5/14
Runs:	5 by Kris Harvey vs. Duke, 4/10
	5 by Taylor Harbin vs. N.C. State, 4/23
Hits:	5 by Tyler Colvin vs. Auburn, 3/4
	5 by Taylor Harbin vs. N.C. State, 4/23
RBIs:	5 by Taylor Harbin vs. N.C. State, 4/23
Doubles:	3 by Tyler Colvin vs. N.C. State, 4/24
	3 by Taylor Harbin vs. Miami (FL), 5/21
Triples:	1 by many (8), many times (13)
Home Runs:	3 by Taylor Harbin vs. N.C. State, 4/23
Extra Base Hits:	4 by Taylor Harbin vs. N.C. State, 4/23
Total Bases:	16 by Taylor Harbin vs. N.C. State, 4/23
Walks By CU Hitters:	3 by Brad Chalk vs. Elon, 4/26
Sacrifice Bunts:	2 by Adrian Casanova vs. Elon, 4/26
Sacrifice Flies:	1 by many (9), many times (24)
Hit-By-Pitch By CU Hitters:	2 by Tyler Colvin vs. Florida State, 4/3 ⁽²⁾
	2 by Brad Chalk vs. Virginia Tech, 5/8
Stolen Bases:	2 by Taylor Harbin vs. Coastal Carolina, 2/19
	2 by Herman Demmink vs. California-Irvine, 2/27
	2 by Tyler Colvin vs. Duke, 4/9
Stolen Base Attempts:	2 by Taylor Harbin vs. Coastal Carolina, 2/19
	2 by Herman Demmink vs. California-Irvine, 2/27
	2 by Tyler Colvin vs. many (2)
	2 by Brad Chalk vs. Old Dominion, 3/22
Putouts:	19 by Andy D'Alessio vs. Maryland*, 3/26 ⁽¹⁾
Assists:	7 by Taylor Harbin vs. many (2)
	7 by Stan Widmann vs. Duke, 4/9
Errors:	3 by Stan Widmann vs. East Carolina, 2/20
Innings Pitched:	9.0 by Stephen Faris vs. many (3)
	9.0 by Josh Cribb vs. many (3)
Strikeouts By CU Pitchers:	10 by Josh Cribb vs. North Carolina, 3/18
	10 by Jeff Hahn vs. Old Dominion, 3/23
	10 by Robert Rohrbaugh vs. N.C. State, 5/27
	10 by Stephen Faris vs. North Carolina A&T, 6/3

* - 13-inning game; ^ - 11-inning game; Note: **Bold** denotes a Clemson home game.

* - 13-inning game; ^ - 11-inning game; Note: **Bold** denotes a Clemson home game.

2005 Home Runs

#	Player ^(#)	Opponent (Date)	Inn.	Outs	H	L/R
1.	Harvey ⁽¹⁾	California-Irvine (2/26)	8	0	1	R
2.	D'Alessio ⁽¹⁾	California-Irvine (2/27)	1	2	2	R
3.	Harvey ⁽²⁾	California-Irvine (2/27)	2	2	3	R
4.	Demmink ⁽¹⁾	Auburn (3/4)	7	1	2	L
5.	Storror ⁽¹⁾	Auburn (3/5)	8	0	2	R
6.	D'Alessio ⁽²⁾	Auburn (3/6)	2	0	1	L
7.	Casanova ⁽¹⁾	Auburn (3/6)	6	2	1	L
8.	D'Alessio ⁽³⁾	Auburn (3/6)	7	2	4	R
9.	Storror ⁽²⁾	South Carolina (3/12)	7	2	1	R
10.	Harbin ⁽¹⁾	South Carolina (3/13)	3	1	1	R
11.	Harvey ⁽³⁾	Furman (3/16)	2	1	3	L
12.	Hall ⁽¹⁾	Furman (3/16)	6	1	1	L
13.	Harvey ⁽⁴⁾	* North Carolina (3/19)	2	0	1	R
14.	Harbin ⁽²⁾	* North Carolina (3/19)	5	1	1	R
15.	Harvey ⁽⁵⁾	* North Carolina (3/19)	7	0	1	R
16.	D'Alessio ⁽⁴⁾	* North Carolina (3/20)	4	2	3	L
17.	Colvin ⁽¹⁾	Old Dominion (3/23)	3	2	2	L
18.	Demmink ⁽²⁾	* Maryland (3/26) ⁽¹⁾	5	2	1	R
19.	D'Alessio ⁽⁵⁾	* Maryland (3/26) ⁽²⁾	3	2	2	R
20.	Harbin ⁽³⁾	* Maryland (3/26) ⁽²⁾	6	1	2	R
21.	Harbin ⁽⁴⁾	Coastal Carolina (3/29)	5	2	2	R
22.	Demmink ⁽³⁾	* Florida State (4/3) ⁽²⁾	1	0	1	R
23.	Harvey ⁽⁶⁾	* Florida State (4/3) ⁽²⁾	4	2	1	R
24.	Harvey ⁽⁷⁾	* Duke (4/8)	5	1	1	R
25.	Harbin ⁽⁵⁾	* Duke (4/9)	7	0	2	R
26.	Andrade ⁽¹⁾	* Duke (4/9)	8	1	2	R
27.	Harvey ⁽⁸⁾	* Duke (4/10)	6	2	1	R
28.	Widmann ^{(1)*}	Duke (4/10)	7	1	1	R
29.	Colvin ⁽²⁾	Western Carolina (4/12) ^C	2	0	1	R
30.	D'Alessio ⁽⁶⁾	Western Carolina (4/12) ^C	4	2	2	R
31.	Storror ⁽³⁾	South Carolina (4/13)	2	1	1	R
32.	Harvey ⁽⁹⁾	South Carolina (4/13)	3	1	1	R
33.	Colvin ⁽³⁾	South Carolina (4/13)	7	1	1	R
34.	Harbin ⁽⁶⁾	South Carolina (4/13)	8	1	3	L
35.	Harvey ⁽¹⁰⁾	* Virginia (4/15)	4	2	1	R
36.	Harvey ^{(11)*}	* Virginia (4/15)	6	2	1	R
37.	D'Alessio ⁽⁷⁾	Western Carolina (4/19)	2	0	2	R
38.	Colvin ⁽⁴⁾	South Carolina (4/20)	3	1	1	R
39.	Harvey ⁽¹²⁾	South Carolina (4/20)	9	2	3	R
40.	Harvey ⁽¹³⁾	* N.C. State (4/22)	6	0	2	R
41.	Casanova ^{(2)*}	N.C. State (4/23)	2	1	3	L
42.	Harbin ⁽⁷⁾	* N.C. State (4/23)	4	1	3	R
43.	Harbin ⁽⁸⁾	* N.C. State (4/23)	6	1	3	R
44.	Widmann ^{(2)*}	N.C. State (4/23)	7	2	1	R
45.	Harbin ⁽⁹⁾	* N.C. State (4/23)	8	0	1	L
46.	Harvey ^{(14)*}	* N.C. State (4/24)	4	1	3	R
47.	Demmink ⁽⁴⁾	Elon (4/26)	6	1	2	L
48.	Harvey ⁽¹⁵⁾	Elon (4/26)	7	0	2	R
49.	Harvey ⁽¹⁶⁾	Wofford (4/27)	4	0	1	L
50.	D'Alessio ⁽⁸⁾	Wofford (4/27)	7	1	4	R
51.	Harvey ^{(17)*}	* Georgia Tech (4/29)	5	0	1	L
52.	D'Alessio ⁽⁹⁾	* Georgia Tech (4/29)	5	1	2	L
53.	Widmann ^{(3)*}	* Georgia Tech (4/29)	7	0	2	R
54.	D'Alessio ^{(10)*}	* Georgia Tech (4/30)	5	1	1	R
55.	Storror ⁽⁴⁾	* Virginia Tech (5/8)	2	1	1	R
56.	D'Alessio ^{(11)*}	* Virginia Tech (5/8)	4	0	2	R
57.	D'Alessio ^{(12)*}	* Virginia Tech (5/8)	9	2	2	R
58.	Casanova ^{(3)*}	* Virginia Tech (5/9)	9	1	2	L
59.	Storror ^{(5)*}	* Virginia Tech (5/10)	2	2	1	R
60.	Harvey ^{(18)*}	* Virginia Tech (5/10)	8	1	4	R
61.	Pierce ^{(1)*}	* Virginia Tech (5/10)	9	1	1	R
62.	Casanova ^{(4)*}	* Wake Forest (5/14)	4	1	3	R
63.	D'Alessio ^{(13)*}	* Wake Forest (5/14)	8	1	3	R
64.	D'Alessio ^{(14)*}	College of Charleston (5/17)	6	1	1	R
65.	Harvey ^{(19)*}	* Miami (FL) (5/19)	4	1	2	R
66.	Harvey ^{(20)*}	* Miami (FL) (5/20)	5	2	1	R
67.	Harvey ^{(21)*}	* Miami (FL) (5/20)	7	2	2	L
68.	Colvin ⁽⁵⁾	* Miami (FL) (5/21)	6	0	3	R
69.	Widmann ^{(4)*}	* Miami (FL) (5/26)	4	0	2	R
70.	Harbin ⁽¹⁰⁾	+ N.C. State (5/27)	7	2	1	R
71.	Storror ⁽⁶⁾	+ Virginia (5/28)	4	2	2	L
72.	Harvey ^{(22)*}	+ Virginia (5/28)	8	0	1	L
73.	Harvey ⁽²³⁾	\$ Oral Roberts (6/5)	4	2	1	R
74.	D'Alessio ⁽¹⁵⁾	\$ Oral Roberts (6/5)	4	2	2	R
75.	Harvey ⁽²⁴⁾	\$ Oral Roberts (6/5)	6	1	1	R
76.	Harvey ⁽²⁵⁾	¶ Baylor (6/13)	2	1	1	L

* - ACC regular-season game; ^H - 1...solo, 2...2-run, 3...3-run, 4...grand slam; ^C - due to inclement weather, game was completed on Apr. 19 at Clemson, SC; + - ACC Tournament at Jacksonville, FL; \$ - NCAA Regional at Clemson, SC; ¶ - NCAA Super Regional at Waco, TX; Note: **Bold** denotes a Clemson home game.

* - ACC regular-season game; ^H - 1...solo, 2...2-run, 3...3-run, 4...grand slam; ^C - due to inclement weather, game was completed on Apr. 19 at Clemson, SC; + - ACC Tournament at Jacksonville, FL; \$ - NCAA Regional at Clemson, SC; ¶ - NCAA Super Regional at Waco, TX; Note: **Bold** denotes a Clemson home game.

2005 Game-By-Game Batting

Date	Opponent	Andrade	Casanova	Chalk	Colvin	D'Alessio	Demmink	Ferguson	Hall	Harbin	Harvey	Ingram	Storror	Widmann	Williams
		AB-R-H-RBI	AB-R-H-RBI	AB-R-H-RBI	AB-R-H-RBI	AB-R-H-RBI	AB-R-H-RBI	AB-R-H-RBI	AB-R-H-RBI	AB-R-H-RBI	AB-R-H-RBI	AB-R-H-RBI	AB-R-H-RBI	AB-R-H-RBI	AB-R-H-RBI
2-18	% West Virginia	1-0-0-0	*3-0-0-0	*5-1-2-2	*2-1-1-0	*3-0-0-0	*3-1-1-0	-----	-----	*4-2-2-1	*4-0-1-0	-----	*2-1-2-2	*4-1-0-0	1-0-1-0
2-19	% Coastal Carolina	*2-0-0-0	*3-0-0-0	*4-0-1-0	-----	*2-0-0-1	1-0-0-0	-----	-----	*5-1-2-0	*3-0-2-1	-----	*4-1-0-0	*4-0-0-0	*3-0-1-0
2-20	% East Carolina	*2-0-0-0	*2-0-0-0	*3-0-0-0	*2-0-0-0	*3-0-0-0	1-0-0-0	2-0-0-0	1-0-0-0	*3-0-1-0	*3-0-0-0	0-0-0-0	*4-0-1-0	*2-0-1-0	1-0-0-0
2-25	California-Irvine	-----	*3-1-2-0	*3-1-0-0	*4-1-2-0	*3-0-0-0	*3-0-1-1	-----	-----	*4-0-1-1	*4-0-0-0	-----	*2-0-0-0	*2-0-0-0	-----
2-26	California-Irvine	-----	*4-0-1-1	1-0-0-0	*4-1-0-1	*3-1-1-0	*4-0-1-0	*2-0-0-0	-----	*5-2-2-0	*4-1-1-2	-----	*4-0-0-0	*4-0-3-0	-----
2-27	California-Irvine	2-0-0-0	*2-1-1-1	2-0-0-0	*2-1-0-0	*3-1-1-2	*2-2-2-0	2-0-0-0	1-0-1-0	*2-2-2-2	*2-1-1-4	1-0-1-0	*2-0-0-1	*3-1-1-0	*3-1-1-0
3- 4	Auburn	-----	*2-0-0-0	*2-0-0-0	*5-0-5-1	*5-0-0-0	*5-2-3-2	-----	1-0-0-0	*5-1-0-0	*5-1-2-2	-----	*5-0-3-0	*4-0-1-0	2-1-0-0
3- 5	Auburn	-----	0-0-0-0	-----	*3-1-1-0	1-0-0-1	*5-0-0-0	*4-1-1-0	-----	*4-1-3-0	*4-0-0-0	*4-0-1-0	*4-1-1-2	*4-0-3-1	-----
3- 6	Auburn	1-1-1-1	*4-1-1-1	2-1-2-0	*4-2-2-0	*4-2-2-6	*4-1-2-0	0-0-0-0	1-0-0-0	*6-0-2-3	*5-1-2-1	1-1-1-0	*6-1-3-1	*3-0-0-0	*3-0-1-0
3- 9	Winthrop	-----	*2-0-0-0	*2-0-0-0	*3-0-1-0	*3-0-0-0	*4-0-0-0	1-0-0-0	-----	*4-1-1-0	*3-0-1-2	1-0-0-0	*4-1-1-0	*3-0-0-0	-----
3-12	South Carolina	-----	*2-0-0-0	*1-0-0-0	*4-0-0-0	*4-0-0-0	*5-0-1-0	2-0-0-0	-----	*5-1-2-1	*4-0-2-1	0-0-0-0	*3-1-1-1	*3-1-2-0	1-0-1-0
3-13	South Carolina	-----	*2-0-1-0	1-0-0-0	*4-1-3-1	*4-0-1-0	*4-1-2-0	*3-0-0-0	-----	*5-2-2-1	*5-0-1-0	-----	*4-1-2-2	*4-0-1-0	1-0-0-0
3-16	Furman	1-0-0-0	*3-1-1-0	*3-2-3-0	*2-2-1-0	*3-0-1-3	*3-1-1-0	2-0-0-0	2-1-1-1	*4-1-0-1	*2-2-1-3	2-0-0-0	*2-1-1-1	*4-0-3-1	1-0-0-0
3-18	* North Carolina	-----	*1-0-0-0	1-0-0-0	*4-0-0-0	*3-0-0-0	*4-0-0-0	-----	0-0-0-0	*4-1-2-0	*3-0-1-1	-----	*4-0-0-0	*3-0-0-0	*1-0-0-0
3-19	* North Carolina	1-0-0-0	*1-0-0-1	*3-0-0-0	*4-0-0-0	*2-1-1-0	*4-2-2-2	1-0-1-0	1-0-0-0	*3-2-2-2	*4-3-2-2	0-0-0-0	*2-0-1-1	*3-1-1-0	0-0-0-0
3-20	* North Carolina	-----	*3-0-0-0	2-0-0-0	*4-1-1-0	*4-1-1-3	*3-2-1-0	1-0-0-0	-----	*4-0-1-0	*4-0-2-4	-----	*3-2-1-0	*4-0-1-0	*3-1-0-0
3-22	Old Dominion	-----	*3-0-0-0	*4-0-2-0	*4-0-1-1	*2-0-0-0	*4-0-1-0	-----	-----	*4-1-0-0	*2-0-0-0	-----	*4-0-0-0	*4-0-0-0	-----
3-23	Old Dominion	-----	0-0-0-0	2-0-0-0	*3-1-1-2	1-0-0-0	*4-1-1-0	1-0-0-0	1-0-0-0	*3-0-1-0	*4-0-1-0	*2-0-0-0	*4-0-2-0	*4-0-1-0	*3-0-0-0
3-25	* Maryland	2-0-0-0	*3-2-2-1	*4-4-3-1	*4-1-1-1	*4-1-1-0	*3-1-0-0	1-0-0-0	1-0-1-0	*5-3-3-4	*4-0-1-1	0-0-0-0	*4-1-2-3	*4-1-0-0	1-0-0-0
3-26	* Maryland ⁽¹⁾	-----	*2-0-0-0	*5-0-2-0	*6-0-0-0	*6-1-1-0	*6-2-4-3	2-1-1-1	2-0-0-0	*4-0-1-0	*6-1-2-0	-----	*3-0-0-0	*3-1-1-0	1-0-0-0
3-26	* Maryland ⁽²⁾	2-1-1-0	*3-1-1-1	*2-1-2-2	*5-1-1-0	*2-1-1-3	*2-2-2-0	1-0-0-0	2-0-2-0	*4-2-2-3	*3-1-2-0	3-0-0-0	*4-1-2-0	*4-1-1-1	2-0-0-0
3-29	Coastal Carolina	1-0-0-0	*3-2-2-0	1-0-1-0	*5-2-2-4	*3-0-1-0	*3-2-2-1	2-1-1-1	2-1-1-0	*2-3-1-3	*3-1-1-1	2-0-0-0	*3-0-2-2	*4-0-2-0	*4-1-1-0
3-30	Coastal Carolina	-----	*2-0-0-1	-----	*5-2-1-0	*4-1-3-1	*4-1-2-1	*5-0-0-0	-----	*5-0-1-0	*5-1-3-0	-----	*4-2-3-2	*2-1-1-1	-----
4- 2	* Florida State	-----	*3-0-0-0	0-0-0-0	*4-0-0-0	*4-1-2-0	*2-0-1-1	1-0-0-0	-----	*3-0-0-0	*4-0-1-0	-----	*4-0-0-0	*3-0-0-0	*4-0-0-0
4- 3	* Florida State ⁽¹⁾	-----	*3-0-0-0	*2-0-0-0	*2-0-1-2	*1-0-0-0	*5-2-2-0	1-0-1-1	1-0-0-0	*4-1-2-0	*4-1-2-1	-----	*3-0-0-0	*4-0-0-0	1-0-0-0
4- 3	* Florida State ⁽²⁾	-----	*5-1-3-0	*3-1-2-0	*3-0-0-0	*4-0-1-0	*5-2-3-2	-----	-----	*5-0-3-2	*5-1-1-1	-----	*5-0-1-1	*5-2-3-0	-----
4- 5	Georgia	-----	*4-0-0-1	*4-2-2-0	*3-2-1-1	*5-1-3-2	*4-2-2-0	0-0-0-0	1-0-1-1	*5-2-3-1	*4-1-2-2	-----	*4-0-2-2	*5-0-1-0	1-0-0-0
4- 6	Georgia	-----	*2-0-1-0	1-0-0-0	*4-0-1-0	*4-0-0-0	*4-0-0-0	1-0-0-0	-----	*3-1-1-0	*4-0-0-0	-----	*3-0-1-0	*4-0-2-1	*3-0-0-0
4- 8	* Duke	-----	*1-0-0-0	*4-1-1-0	*4-1-1-2	-----	*4-1-2-2	*2-0-0-0	2-1-1-0	*3-1-0-0	*3-2-2-1	1-0-0-0	*4-1-1-1	*3-0-1-0	1-1-1-2
4- 9	* Duke	1-1-1-2	*3-3-2-2	*4-1-2-2	*4-1-2-0	0-0-0-0	*2-1-0-0	0-0-0-0	*3-1-0-0	*4-1-2-3	*3-1-0-0	0-0-0-0	*3-0-0-0	*3-1-1-1	-----
4-10	* Duke	*3-0-1-2	*3-0-0-0	*5-2-3-1	*5-2-2-2	2-0-1-2	*5-1-1-2	-----	0-1-0-1	*5-2-2-1	*4-5-3-3	1-0-0-0	*4-1-2-1	*4-2-2-1	1-0-0-0
4-12	Western Carolina ^c	*3-1-1-0	*3-0-1-0	*4-1-1-0	*4-1-2-3	*4-1-1-2	-----	-----	-----	*4-0-0-0	*3-1-0-0	-----	*5-1-1-1	*3-1-0-0	-----
4-13	South Carolina	1-0-0-0	*3-2-2-0	*4-2-3-0	*5-1-2-1	*3-1-1-0	*3-1-1-1	-----	-----	*5-1-2-5	*4-2-1-1	-----	*5-1-2-2	*4-1-1-0	-----
4-15	* Virginia	1-0-0-0	*2-2-1-1	*4-0-0-0	*4-1-1-0	*3-2-1-2	*5-1-4-3	0-0-0-0	0-0-0-1	*5-1-3-1	*4-3-3-2	1-0-0-0	*2-2-1-0	*3-1-2-2	1-0-0-0
4-16	* Virginia	-----	*2-0-0-0	*4-1-2-0	*4-2-2-1	*3-0-1-1	*4-0-0-0	-----	1-0-0-0	*3-0-0-0	*3-0-2-0	-----	*2-0-0-0	*2-0-0-1	-----
4-17	* Virginia	-----	*2-1-2-0	*3-0-1-0	*4-1-2-0	*3-0-1-1	*4-0-1-0	-----	1-0-0-0	*4-0-0-0	*3-0-0-0	-----	*4-0-0-0	*3-0-0-0	-----
4-19	Western Carolina	0-0-0-0	*2-1-0-0	*3-2-2-0	*4-1-2-1	*3-1-2-2	*3-1-1-0	0-1-0-0	1-0-0-0	*4-0-3-3	*3-0-1-1	2-0-0-0	*5-1-3-1	*3-0-1-0	1-1-0-0
4-20	South Carolina	-----	*2-0-0-0	*3-1-1-0	*5-1-2-2	*5-0-0-0	*4-1-2-1	1-0-0-0	1-0-1-0	*5-1-0-1	*4-1-2-3	-----	*5-0-2-0	*3-1-2-0	-----
4-22	* N.C. State	-----	*2-0-0-0	*1-0-0-0	*3-1-1-1	*4-0-0-0	*5-1-3-0	1-0-0-0	1-0-0-0	*4-0-0-0	*4-1-2-2	-----	*3-0-1-0	*4-0-0-0	-----
4-23	* N.C. State	0-0-0-0	*4-3-2-3	*5-2-1-0	*4-0-2-2	*4-1-0-0	*6-2-3-0	1-0-0-0	1-0-0-0	*5-5-5-8	*3-1-0-0	-----	*4-0-1-0	*4-2-2-2	1-0-1-0
4-24	* N.C. State	-----	*3-0-0-0	*4-2-2-0	*5-2-4-3	*4-0-1-1	*5-1-2-0	-----	-----	*5-1-0-0	*5-2-2-3	-----	*4-0-2-0	*4-0-1-0	-----
4-26	Elon	-----	*1-0-0-0	*1-1-1-0	*4-1-1-0	*3-0-0-0	*4-2-1-2	-----	-----	*5-1-1-2	*5-1-2-3	-----	*3-0-1-0	*3-3-1-0	1-0-1-0
4-27	Wofford	0-0-0-0	*2-0-0-0	*3-0-0-0	*4-1-1-0	1-1-1-4	*4-0-1-0	1-0-0-0	*2-0-0-0	*3-1-1-0	*2-3-2-1	0-0-0-0	*3-1-1-1	*4-0-1-0	1-0-0-0
4-29	* Georgia Tech	-----	*2-0-0-1	*4-1-0-0	*4-1-1-0	*5-2-3-3	*5-1-2-1	0-0-0-0	1-0-0-0	*5-2-1-0	*5-2-3-3	-----	*3-2-2-2	*4-3-2-3	-----
4-30	* Georgia Tech	-----	*2-0-0-0	*4-0-2-0	*4-0-1-1	*4-2-2-1	*5-2-3-1	1-0-1-1	1-0-1-0	*5-0-2-2	*4-0-0-0	-----	*4-1-1-0	*4-0-0-0	0-1-0-0
5- 1	* Georgia Tech	-----	*2-0-0-0	*4-0-1-0	*5-1-0-0	*3-0-0-0	*3-0-2-2	1-0-0-0	1-0-1-0	*5-1-3-0	*5-0-1-0	-----	*4-1-3-2	*4-1-1-0	-----
5- 8	* Virginia Tech	-----	*2-0-2-1	*3-0-0-0	*5-1-2-0	*4-2-3-4	*5-0-0-0	1-0-1-0	1-0-0-0	*5-0-0-0	*5-0-1-0	-----	*5-3-3-2	*4-1-1-0	-----
5- 9	* Virginia Tech	-----	*4-1-2-2	*3-1-1-0	*4-0-1-3	*2-1-0-0	*3-2-1-1	0-0-0-0	-----	*3-1-1-1	*5-0-0-0	-----	*4-0-1-0	*3-1-1-0	1-0-0-0
5-10	* Virginia Tech	-----	*1-0-1-0	*5-1-3-0	*3-1-0-0	*3-0-1-0	*5-0-0-0	1-0-0-0	-----	*3-1-1-0	*4-1-1-4	-----	*4-1-1-1	*3-0-0-0	-----
5-13	* Wake Forest	-----	*2-0-0-0	*3-1-1-0	*4-0-1-2	*4-0-0-0	*4-1-1-0	1-0-1-1	-----	*4-1-1-1	*4-0-0-0	-----	*3-0-1-0	*3-0-1-0	0-1-0-0
5-14	* Wake Forest	-----	*4-1-3-4	*8-2-3-0	*6-2-1-1	*6-4-3-6	*7-0-2-2	1-0-0-0	5-1-2-2	*6-2-4-0	*0-1-0-0	-----	*5-4-3-1	*6-0-2-0	-----
5-15	* Wake Forest	-----	*4-0-2-0	*4-2-1-0	*5-1-3-4	*4-0-0-0	*5-0-1-1	-----	*3-1-1-1	*5-2-3-0	-----	-----	*4-0-2-0	*4-0-1-0	-----
5-17	College of Charleston	-----	*4-0-0-0	*2-1-1-0	*4-0-1-2	*3-1-1-2	*3-3-2-0	-----	-----	*3-1-1-2	*4-1-1-0	-----	*4-1-1-0	*4-0-1-1	-----
5-19	* Miami (FL)	0-0-0-0	*4-1-2-4	*3-1-1-0	*5-2-2-0	*4-0-1-2	*5-1-1-2	1-2-0-0	1-0-0-1	*4-1-1-0	*4-3-3-2	1-0-0-0	*2-2-1-1	*3-2-2-0	1-0-0-0
5-20	* Miami (FL)	-----	*4-0-0-0	*3-1-1-0	*4-1-1-1	*2-0-0-1	*4-2-1-0	-----	-----	*4-1-2-1	*4-3-3-3	-----	*4-1-1-1	*4-0-1-1	-----
5-21	* Miami (FL)	-----	*2-0-0-0	*4-2-1-0	*4-1-1-3	*2-0-0-0	*4-1-2-0	0-0-0-0	1-0-0-1	*5-1-3-1	*4-1-2-1	-----	*2-0-0-0	*4-0-0-0	-----
5-25	+ Virginia	-----	*3-1-1-0	*4-0-2-0	*4-0-0-0	*4-0-1-0	*5-0-1-0	1-0-0-0	-----	*3-0-1-1	*4-0-1-0	-----	*4-0-1-0	*3-0-2-0	-----
5-26	+ Miami (FL)	-----	*2-2-0-1	*4-0-2-1	*4-1-1-1	*4-1-1-0	*5-1-3-2	-----	-----	*5-0-2-1	*4-1-1-1	-----	*4-1-1-0	*3-2-1-2	-----
5-27	+ N.C. State	-----	*4-0-0-0	*5-1-2-0	*3-0-0-0	*4-0-1-0	*5-0-1-0	-----	-----	*4-2-2-1	*4-1-1-2	-----	*4-1-2-1	*4-0-1-1	-----
5-28	+ Virginia	-----	*3-0-0-0	*4-1-2-0	*4-0-1-0	*3-0-2-0	*5-0-2-0	-----	1-0-0-0	*3-0-0-0	*4-2-2-2	-----	*4-1-1-2	*3-0-0-0	-----
6- 3	\$ North Carolina A&T	-----	*1-0-0-0	*3-1-0-0	*4-2-1-2	*3-1-2-1	*3-0-2-3	0-0-0-0	0-0-0-0	*5-1-1-1	*4-2-1-0	-----	*4-2-2-2	*4-1-1-3	0-0-0-0
6- 4	\$ College of Charleston	-----	*3-2-1-0	*4-0-1-2	*4-0-0-0	*3-2-2-0	*3-0-1-2	-----	-----	*4-0-0-1	*5-0-1-0	-----	*4-0-1-0	*3-2-1-0	-----
6- 5	\$ Oral Roberts	-----	*3-0-0-0	*2-1-1-0	*4-0-1-1	*3-1-3-3	*4-1-0-0	1-0-0-0	-----	*4-1-1-0	*4-2-2-2	-----	*3-2-1-0	*3-0-0-0	-----
6-11	¶ Baylor	-----	*3-0-0-0	*4-0-1-0	*4-0-0-0	*3-0-1-0	*4-0-1-0	-----	-----	*3-1-1-0	*4-1-1-0	-----	*4-1-1-0	*4-1-2-2	-----
6-12	¶ Baylor	-----	*2-1-0-0	*2-0-1-0	*4-0-0-0	*2-0-0-0	*5-0-1-0	1-0-0-0	1-0-1-0	*4-0-1-1	*4-0-1-0	-----	*4-0-1-0	*2-0-0-0	-----
6-13	¶ Baylor	-----	*2-0-0-0	*3-0-0-0	*4-0-0-0	*3-0-0-0	*5-0-2-0	1-0-0-0	1-0-0-0	*4-0-0-0	*4-1-2-1	-----	*4-0-3-0	*3-0-2-0	-----

* - start; * - ACC regular-season game; % - Baseball at The Beach at Myrtle Beach, SC; + - ACC Tournament at Jacksonville, FL; \$ - NCAA Regional at Clemson, SC; ¶ - NCAA Super Regional at Waco, TX; ^c - due to inclement weather, game was completed on Apr. 19 at Clemson, SC; Note: **Bold** denotes a Clemson home game.



Career Game-By-Game Pitching

#18 Jason Berken, RHP

2003 • Fr.

Date	Opponent	IP	H	R	ER	BB	SO	Dec
2-23	Auburn	1.2	2	0	0	1	1	
2-26	Charleston Southern	^1.0	0	0	0	0	2	
3- 2	South Carolina	1.0	0	0	0	3	1	
3- 8	Old Dominion	^5.1	3	1	1	1	6	W
3-17	† Georgia Southern ⁶	^5.0	2	0	0	5	0	W
3-24	Wofford	^5.0	7	3	2	2	7	W
3-29	*N.C. State ⁽¹⁾	^4.1	9	5	4	2	2	L
4- 6	*Virginia	1.0	1	0	0	0	0	
4- 9	South Carolina	^6.2	7	2	2	1	7	W
4-15	Coastal Carolina	^5.1	5	3	3	1	2	L
4-20	*Maryland	1.0	0	0	0	0	0	
4-22	Georgia	3.2	4	2	0	1	1	
4-26	*Georgia Tech	^0.2	0	0	0	0	1	
5- 4	*Duke	3.1	2	1	1	2	4	
5- 7	Elon	2.2	5	3	2	2	2	
5-11	*North Carolina	^6.1	3	3	3	2	3	
5-15	*Wake Forest ^W	^3.0	3	2	2	2	1	
5-22	+North Carolina	1.1	2	1	0	0	0	
5-30	\$ Ohio State	1.0	3	1	1	0	1	

2004 • So.

Date	Opponent	IP	H	R	ER	BB	SO	Dec
2-28	# Georgia Southern	^6.0	2	0	0	0	7	W
3- 6	South Carolina	^4.0	4	5	5	4	3	L
3-12	Auburn	^5.2	5	4	4	4	8	W
3-19	Texas Tech	^6.0	4	1	0	1	5	W
3-26	*Wake Forest	^7.0	3	3	0	4	5	W
4- 2	*Maryland	^6.0	3	0	0	1	7	W
4-21	Western Carolina	^1.0	0	0	0	0	0	
4-24	*N.C. State	^3.0	0	0	0	3	2	
5-20	*Duke	^4.0	2	1	0	0	1	
5-26	+North Carolina	^3.2	7	4	4	1	2	

#36 Stephen Clyne, RHP

2005 • *So.

Date	Opponent	IP	H	R	ER	BB	SO	Dec
2-20	% East Carolina	2.1	0	0	0	0	3	
2-25	California-Irvine	^1.0	0	0	0	0	3	S
3- 4	Auburn	^0.1	1	0	0	2	1	



Stephen Clyne struck out 30 against only 11 walks in 28.2 innings pitched in 2005.

3-18	*North Carolina	^1.1	0	0	0	0	2	
3-23	Old Dominion	^2.1	0	0	0	0	2	
3-26	*Maryland ⁽²⁾	1.0	0	0	0	0	2	
3-30	Coastal Carolina	^1.0	1	0	0	0	1	
4- 3	*Florida State ⁽¹⁾	^0.1	0	0	0	1	0	
4- 5	Georgia	0.2	4	3	3	1	1	
4-10	*Duke	^1.2	2	1	0	1	2	W
4-17	*Virginia	1.1	3	2	2	0	0	
4-22	*N.C. State	^4.0	6	2	2	3	7	
4-26	Elon	^3.0	3	1	1	2	4	S
4-30	*Georgia Tech	^0.1	0	0	0	0	0	W
5- 8	*Virginia Tech	^2.2	6	3	2	0	1	
5-19	*Miami (FL)	^1.0	1	1	1	1	0	
5-25	+Virginia	^0.2	0	0	0	0	1	
6- 3	\$ North Carolina A&T	^2.0	2	0	0	0	0	
6-12	† Baylor	^1.2	0	0	0	0	0	

#48 Josh Cribb, RHP

2003 • *Fr.

Date	Opponent	IP	H	R	ER	BB	SO	Dec
2-26	Charleston Southern	1.0	0	0	0	0	0	
3-11	Tennessee Tech	0.1	1	0	0	0	0	
3-17	† Georgia Southern ⁶	1.0	0	0	0	1	1	
3-21	Maine	1.0	0	0	0	0	1	
3-25	Western Carolina	4.1	7	4	2	1	4	
4-13	*Florida State	2.0	0	0	0	0	1	
4-16	Coastal Carolina	2.0	1	0	0	1	2	
4-19	*Maryland ⁽²⁾	0.0	3	3	3	1	0	L
5- 6	*Duke	1.0	3	2	0	0	0	
5- 8	Furman	^6.0	9	4	4	1	3	
5-16	*Wake Forest	2.0	3	0	0	0	2	
5-22	+North Carolina	2.0	5	2	2	1	2	
5-31	\$ Princeton	2.1	4	2	0	0	3	

2004 • *So.

Date	Opponent	IP	H	R	ER	BB	SO	Dec
2-29	# Georgia Southern	^1.0	1	0	0	0	1	
3- 5	College of Charleston	^4.0	2	0	0	0	3	S
3-10	Wofford	1.0	0	0	0	0	1	
3-20	Texas Tech	1.0	1	1	1	0	0	
3-23	Elon	^5.2	3	2	1	1	6	W
3-28	*Wake Forest	2.0	2	0	0	0	2	
4- 4	*Maryland	^1.0	1	0	0	0	2	
4- 7	South Carolina	5.0	2	0	0	0	4	W
4-14	South Carolina	1.0	1	2	2	2	0	
4-17	*North Carolina	^1.2	3	2	1	1	3	
4-21	Western Carolina	3.0	7	2	2	1	1	
5- 2	*Florida State	^3.2	7	6	6	1	3	
5- 5	Charleston Southern	^3.1	0	0	0	1	4	W
5- 9	Central Florida	^4.2	0	0	0	2	7	
5-14	*Georgia Tech	^4.1	7	6	5	3	2	L
5-20	*Duke	3.0	0	0	0	0	2	W
5-26	+North Carolina	1.2	3	2	2	0	1	
5-28	+North Carolina	3.2	2	0	0	1	6	
6- 4	\$ Birmingham-Southern	^4.0	1	0	0	0	5	S
6- 6	\$ Georgia ⁽¹⁾	^6.0	6	5	5	2	5	W

2005 • *Jr.

Date	Opponent	IP	H	R	ER	BB	SO	Dec
2-18	West Virginia	^6.0	9	2	2	0	4	W
2-25	California-Irvine	^6.1	5	1	1	2	8	
3- 4	Auburn	^4.0	8	2	2	0	4	
3-12	South Carolina	^5.1	8	4	4	3	4	L
3-18	*North Carolina	^7.2	8	2	2	0	10	L
3-25	*Maryland	^7.0	5	3	2	1	7	W
4- 2	*Florida State	^4.0	9	3	2	1	3	L
4- 5	Georgia	^1.1	1	2	2	3	1	L
4-10	*Duke	^5.1	9	4	3	1	4	
4-16	*Virginia	^8.0	6	2	2	1	3	
4-20	South Carolina	^1.2	2	1	1	0	1	W
4-24	*N.C. State	^6.0	7	6	6	2	6	
4-29	*Georgia Tech	^3.2	6	4	4	3	5	
5- 9	*Virginia Tech	^9.0	6	0	0	1	6	W
5-14	*Wake Forest	^3.0	3	1	1	2	3	W
5-20	*Miami (FL)	^7.0	7	2	2	1	9	W
5-26	+Miami (FL)	^9.0	6	1	1	0	8	W
6- 4	\$ College of Charleston	^9.0	2	0	0	1	6	W
6-12	† Baylor	^6.0	12	7	6	2	5	L



Righthander Stephen Faris pitched three complete games and had a 3.16 strikeout-to-walk ratio during the 2005 season.

#20 Stephen Faris, RHP

2004 • Fr.

Date	Opponent	IP	H	R	ER	BB	SO	Dec
2-24	Charlotte	1.0	3	1	1	0	1	
2-29	# East Carolina	3.1	4	3	2	1	3	L
3- 6	South Carolina	^2.2	2	0	0	0	2	
3-12	Auburn	0.1	2	1	0	0	0	
3-14	Auburn	0.2	1	1	1	0	0	
3-20	Texas Tech	1.1	3	2	2	1	1	
3-24	Elon	^3.1	6	5	5	0	2	L
3-31	Georgia	^6.0	5	2	2	2	4	W
4-10	*Virginia ⁽²⁾	^6.1	4	3	3	1	2	L
4-18	*North Carolina	^2.1	4	1	1	3	0	
4-21	Western Carolina	4.0	4	5	4	1	3	
5- 3	*Florida State	0.1	5	5	5	0	1	
5-12	College of Charleston	2.0	5	2	2	0	2	
5-14	*Georgia Tech	^1.2	2	1	1	0	1	
5-20	*Duke	^2.0	3	0	0	0	1	
5-27	+Georgia Tech	0.2	0	0	0	1	0	
6- 6	\$ Georgia ⁽²⁾	^4.0	4	3	3	1	1	

2005 • So.

Date	Opponent	IP	H	R	ER	BB	SO	Dec
2-19	% Coastal Carolina	^0.1	1	0	0	0	0	
2-27	California-Irvine	2.1	0	0	0	2	1	
3- 6	Auburn	^1.0	0	0	0	1	1	
3- 9	Winthrop	5.1	6	1	1	1	2	
3-16	Furman	^5.0	4	0	0	0	4	W
3-20	*North Carolina	1.1	0	0	0	0	3	
3-22	Old Dominion	^2.0	0	0	0	0	3	S
3-26	*Maryland ⁽¹⁾	^6.0	2	0	0	4	6	W
4- 2	*Florida State	^4.0	1	0	0	2	6	
4- 6	Georgia	^9.0	5	4	1	3	8	L
4-12	Western Carolina ^c	^5.0	3	2	0	2	1	W
4-13	South Carolina	^9.0	5	2	2	1	7	W
4-24	*N.C. State	^2.1	5	3	3	2	2	L
4-29	*Georgia Tech	^5.1	11	8	8	2	4	
5- 8	*Virginia Tech	^3.1	5	6	5	1	3	L
5-13	*Wake Forest	^9.0	6	1	1	1	5	W
5-19	*Miami (FL)	^7.0	8	2	1	0	5	W
5-25	+Virginia	^7.1	8	3	2	0	4	L
6- 3	\$ North Carolina A&T	^6.2	9	2	2	1	10	
6-11	† Baylor	^5.2	10	2	2	2	4	

#17 Chris Fidrych, LHP

2005 • Fr.

Date	Opponent	IP	H	R	ER	BB	SO	Dec
2-27	California-Irvine	^1.0	1	0	0	0	0	
3- 5	Auburn	^0.1	1	0	0	0	1	
3- 9	Winthrop	^0.2	0	0	0	0	1	

Career Game-By-Game Pitching



Drew Fiorenza picked up a save and a win in back-to-back relief outings against Wake Forest and Miami (FL) in May of 2005.

3-18	*North Carolina	0.0	1	0	0	0	0
3-29	Coastal Carolina	2.0	5	3	3	2	1
4-15	*Virginia	^1.0	0	0	0	1	1
4-19	Western Carolina	4.0	1	0	0	0	4
5-1	*Georgia Tech	2.2	2	2	2	2	2
5-19	*Miami (FL)	1.0	2	2	2	1	0
6-12	†Baylor	1.1	0	0	0	0	3

#42 Drew Fiorenza, RHP

2005 • Jr.

Date	Opponent	IP	H	R	ER	BB	SO	Dec
2-18	% West Virginia	^1.0	1	0	0	1	1	
2-26	California-Irvine	^0.1	0	0	0	0	1	W
3-6	Auburn	1.2	0	0	0	0	1	
3-9	Winthrop	0.2	0	1	0	2	1	
3-13	South Carolina	^0.2	3	1	1	0	1	L
3-16	Furman	^1.0	1	0	0	2	2	
3-20	*North Carolina	^1.0	0	0	0	1	0	
3-25	*Maryland	^1.0	0	0	0	0	2	
3-29	Coastal Carolina	^1.0	1	0	0	1	1	
3-30	Coastal Carolina	1.0	0	0	0	0	0	
4-5	Georgia	^2.1	5	4	4	3	4	
4-9	*Duke	^1.0	2	2	2	1	1	
4-17	*Virginia	^0.2	3	1	1	0	0	
4-19	Western Carolina	2.0	2	0	0	0	1	
4-23	*N.C. State	^2.0	4	4	4	2	2	
5-15	*Wake Forest	^2.1	1	0	0	0	3	S
5-21	*Miami (FL)	1.1	3	0	0	2	1	W
6-13	†Baylor	^0.2	0	0	0	0	1	

#27 Jeff Hahn, RHP

2002 • *Fr.

Date	Opponent	IP	H	R	ER	BB	SO	Dec
2-23	Auburn	1.0	2	2	2	0	2	
3-2	South Carolina	0.0	3	3	3	0	0	
3-6	College of Charleston	1.0	1	0	0	0	1	
3-10	Purdue	2.1	1	0	0	0	3	
3-17	South Alabama	0.2	1	0	0	0	0	
3-26	Coastal Carolina	^2.0	1	0	0	1	2	
3-29	*Maryland	^2.2	0	0	0	1	1	S
4-3	Winthrop	1.1	2	1	1	0	1	
4-6	*N.C. State	^2.0	1	0	0	0	2	
4-10	Georgia	1.0	0	0	0	0	0	W
4-12	*North Carolina	2.2	4	1	1	0	2	
4-14	*North Carolina	1.2	2	2	2	0	1	
4-17	South Carolina	0.2	1	0	0	1	0	
4-21	*Duke	0.1	1	0	0	1	0	
4-23	Furman	0.2	1	0	0	0	1	
5-6	*Georgia Tech	1.2	1	0	0	1	0	
5-9	Elon	5.1	4	1	0	2	5	

5-15	Western Carolina	3.1	4	0	0	2	2	W
5-19	*Florida State	^4.0	5	2	2	3	3	
5-24	+N.C. State	^2.0	2	0	0	0	0	S
6-1	\$East Carolina	^1.0	2	0	0	0	1	S
6-8	†Arkansas	1.1	2	2	2	0	0	
6-16	!Georgia Tech	3.2	5	2	2	3	3	W

2003 • *So.

Date	Opponent	IP	H	R	ER	BB	SO	Dec
2-22	Auburn ⁽¹⁾	^5.1	9	4	4	0	3	L
2-26	Charleston Southern	^1.0	2	0	0	1	0	W
3-2	South Carolina	^4.1	5	4	4	1	1	L
3-9	Old Dominion	^6.0	3	1	1	1	5	W
3-20	Maine	^7.0	3	3	1	2	6	W
3-25	Western Carolina	^2.1	2	5	4	4	4	L
4-1	Western Carolina	0.1	0	0	0	2	0	
4-5	*Virginia	^4.1	6	3	3	3	2	L
4-11	*Florida State	^2.0	0	0	0	0	3	
4-16	Coastal Carolina	^1.0	0	0	0	0	0	
4-19	*Maryland ⁽¹⁾	^1.2	2	1	1	0	1	
4-25	*Georgia Tech†	3.0	2	0	0	1	4	
4-27	*Georgia Tech	1.0	0	0	0	0	1	
5-5	*Duke	^1.0	2	1	1	0	1	L
5-8	Furman	0.1	1	3	0	0	1	L
5-10	*North Carolina	4.0	4	1	1	0	5	
5-12	*North Carolina	^1.2	2	0	0	0	1	W
5-17	*Wake Forest	4.0	6	1	1	3	0	W
5-23	+Duke	4.1	6	0	0	0	2	
5-30	\$Ohio State	3.1	2	3	2	1	2	L
4-25	*N.C. State	0.0	2	4	2	0	0	
5-3	*Florida State	2.2	3	3	3	4	2	

2004 • *Jr.

Date	Opponent	IP	H	R	ER	BB	SO	Dec
2-24	Charlotte	1.2	3	1	1	0	0	
2-28	#East Carolina	1.0	0	0	0	0	1	
3-3	Gardner-Webb	4.0	3	2	2	0	7	W
3-12	Auburn	0.2	1	1	1	0	0	
3-14	Auburn	1.2	1	1	1	1	1	
3-19	Texas Tech	^3.0	2	2	2	2	3	S
3-24	Elon	^5.2	5	2	2	2	0	
3-27	*Wake Forest	1.1	1	0	0	1	1	
4-2	*Maryland	0.0	3	2	2	0	0	
4-13	Winthrop	1.2	4	1	1	0	0	
4-20	The Citadel	5.0	4	0	0	2	2	W
5-1	*Florida State	^2.0	0	0	0	0	2	
5-7	Central Florida	0.0	1	1	1	2	0	
5-12	College of Charleston	^6.0	8	3	3	2	4	W
5-22	*Duke	1.0	0	0	0	0	1	
5-27	+Georgia Tech	0.1	2	2	2	2	1	
5-28	+N.C. State	^1.1	0	0	0	0	1	
6-5	\$Birmingham-Southern	^6.0	5	3	3	1	4	

2005 • *Sr.

Date	Opponent	IP	H	R	ER	BB	SO	Dec
2-18	% West Virginia	2.0	0	0	0	0	3	
2-20	% East Carolina	0.2	3	4	3	0	0	
2-26	California-Irvine	3.2	1	2	2	2	5	
3-5	Auburn	4.1	6	2	2	0	3	
3-12	South Carolina	^2.1	1	0	0	1	1	
3-19	*North Carolina	^2.0	3	1	1	0	1	
3-23	Old Dominion	^5.2	6	3	1	6	10	L
3-30	Coastal Carolina	^6.0	9	1	0	1	5	W
4-3	*Florida State ⁽²⁾	^3.0	1	0	0	0	3	S
4-5	Georgia	3.2	0	2	1	2	3	
4-10	*Duke	2.0	2	1	1	2	3	
4-15	*Virginia	2.0	2	0	0	0	2	
4-16	*Virginia	^0.1	0	0	0	0	0	W
4-20	South Carolina	2.1	3	1	1	1	1	
4-23	*N.C. State	1.0	1	0	0	1	2	
4-27	Wofford	1.2	1	0	0	0	2	
4-29	*Georgia Tech	0.0	1	3	3	2	0	
5-10	*Virginia Tech	^5.0	2	0	0	3	5	W
5-14	*Wake Forest	4.2	5	3	3	1	2	
5-17	College of Charleston	^2.2	3	0	0	0	3	S
5-20	*Miami (FL)	^2.0	2	0	0	1	1	
5-25	+Virginia	0.0	2	3	3	1	0	
5-27	+N.C. State	^0.1	1	0	0	0	1	S
6-5	\$Oral Roberts	1.0	0	0	0	0	2	
6-11	†Baylor	2.0	2	0	0	3	1	W

#35 Kris Harvey, OF/RHP/1B

2003 • Fr.

Date	Opponent	IP	H	R	ER	BB	SO	Dec
2-22	Auburn ⁽²⁾	^3.0	6	5	5	0	1	S
2-26	Charleston Southern	1.0	0	0	0	0	1	
3-5	College of Charleston	^4.0	2	2	1	4	0	W
3-12	Tennessee Tech	^6.0	2	0	0	1	2	W
3-21	Maine	^3.2	8	5	5	1	2	
3-29	*N.C. State ⁽²⁾	^3.1	5	8	6	4	3	
4-4	*Virginia	^2.0	1	1	1	1	4	
4-9	South Carolina	0.1	0	0	0	0	0	
4-13	*Florida State	1.2	2	1	1	1	2	
4-16	Coastal Carolina	^5.0	4	2	2	4	3	W
4-22	Georgia	^3.1	5	7	7	5	3	L
5-22	+North Carolina	^1.0	0	0	0	0	1	
5-31	\$Princeton	^1.1	0	0	0	1	0	W

2004 • So.

Date	Opponent	IP	H	R	ER	BB	SO	Dec
2-24	Charlotte	^1.0	1	0	0	0	0	
2-29	#Georgia Southern	^5.0	2	0	0	3	5	W
3-5	College of Charleston	^5.0	5	4	4	3	5	W
3-10	Wofford	^5.0	4	0	0	2	7	W
3-16	Coastal Carolina	^5.1	3	1	1	1	5	W
3-23	Elon	^3.1	4	4	4	5	2	
3-30	Georgia	^7.0	7	2	2	4	7	W
4-7	South Carolina	^3.0	6	4	4	4	1	
4-13	Winthrop	^5.2	5	4	4	5	3	W
4-20	The Citadel	^3.0	7	4	4	1	1	
5-5	Charleston Southern	^5.2	6	2	2	2	4	
5-11	Furman	^5.2	8	5	4	0	4	
5-28	+North Carolina	^4.0	8	4	4	1	2	
6-6	\$Georgia ⁽¹⁾	^3.0	7	4	4	1	6	

2005 • Jr.

Date	Opponent	IP	H	R	ER	BB	SO	Dec
2-20	% East Carolina	^3.2	7	5	5	0	4	L
2-27	California-Irvine	^5.2	6	2	2	1	7	W
3-6	Auburn	^6.1	9	3	2	2	5	W
3-13	South Carolina	^7.0	4	3	2	2	3	
3-19	*North Carolina	^7.0	1	0	0	5	5	W
3-26	*Maryland ⁽¹⁾	^7.0	10	4	4	1	7	
4-3	*Florida State ⁽¹⁾	^2.0	3	3	3	3	2	
4-8	*Duke	^7.0	5	3	2	1	9	W
4-15	*Virginia	^6.0	7	4	3	3	3	W
4-22	*N.C. State	^3.2	6	5	5	3	4	L
5-1	*Georgia Tech	^2.1	4	4	3	4	0	L
5-14	*Wake Forest	^2.0	3	3	3	1	2	
5-28	+Virginia	^2.1	6	4	4	2	1	L



Kris Harvey hit a home run and earned the victory on the mound in a starting role four times (Clemson record) in the 2005 season.



Career Game-By-Game Pitching



Righthander David Kopp held opponents to a .251 batting average in seven starts and 15 relief appearances as a freshman in 2005.

#50 Chris Howard, RHP

2005 • *Fr.

Date	Opponent	IP	H	R	ER	BB	SO	Dec
2-20 %	East Carolina	^1.0	1	0	0	0	0	0
3- 5	Auburn	0.1	0	0	0	0	0	0
3-12	South Carolina	0.0	0	1	1	0	0	0
4-19	Western Carolina	^1.0	1	1	1	0	0	0
4-27	Wofford	2.1	3	0	0	0	1	W

#47 David Kopp, RHP

2005 • Fr.

Date	Opponent	IP	H	R	ER	BB	SO	Dec
2-19 %	Coastal Carolina	2.1	1	1	1	3	4	
2-25	California-Irvine	1.1	2	1	1	0	2	
3- 4	Auburn	3.1	5	3	3	1	2	L
3- 9	Winthrop	^2.0	6	6	5	0	0	L
3-13	South Carolina	0.1	0	2	1	1	0	
3-16	Furman	1.0	1	0	0	0	0	
3-22	Old Dominion	^7.0	2	0	0	1	2	W
3-29	Coastal Carolina	^6.0	6	2	2	1	5	W
4- 3	*Florida State ⁽¹⁾	6.0	5	2	2	1	4	L
4- 9	*Duke	1.1	0	0	0	1	2	
4-12	Western Carolina ^c	^4.0	4	2	1	1	3	
4-17	*Virginia	1.1	1	1	1	0	0	
4-20	South Carolina	^5.0	4	3	3	3	3	
4-26	Elon	^6.0	4	5	4	4	7	W
4-30	*Georgia Tech	3.0	4	0	0	0	4	
5- 8	*Virginia Tech	2.0	3	2	0	1	2	
5-14	*Wake Forest	0.2	2	4	4	3	1	
5-17	College of Charleston	^6.0	8	4	4	0	1	W
5-21	*Miami (FL)	^2.0	0	0	0	0	0	S
5-28	+ Virginia	^5.2	2	1	0	3	2	
6- 5	\$ Oral Roberts	^1.0	4	2	2	0	1	
6-13	¶ Baylor	3.0	2	2	2	2	1	

#41 Daniel Moskos, LHP

2005 • Fr.

Date	Opponent	IP	H	R	ER	BB	SO	Dec
2-19 %	Coastal Carolina	0.2	0	1	1	1	1	L
2-20 %	East Carolina	0.1	2	1	1	1	1	
2-25	California-Irvine	0.1	0	0	0	0	0	W
2-26	California-Irvine	0.0	1	0	0	1	0	
3- 4	Auburn	1.0	0	1	1	1	0	
3- 9	Winthrop	0.1	0	0	0	1	0	
3-12	South Carolina	0.1	1	0	0	1	0	
3-16	Furman	1.0	1	1	1	1	0	
3-20	*North Carolina	0.1	2	1	1	0	0	
3-25	*Maryland	1.0	1	0	0	0	1	
3-26	*Maryland ⁽²⁾	^1.0	1	0	0	0	1	
3-30	Coastal Carolina	1.0	1	0	0	2	1	
4- 8	*Duke	^2.0	0	0	0	1	4	
4-16	*Virginia	0.2	0	0	0	1	0	
4-22	*N.C. State	0.1	4	1	1	0	0	
4-27	Wofford	^2.0	1	0	0	0	3	
4-29	*Georgia Tech	0.0	3	3	2	0	0	L
5- 1	*Georgia Tech	^2.2	2	0	0	0	2	
5-17	College of Charleston	0.1	2	1	1	1	0	
5-25	+ Virginia	1.0	2	2	1	1	1	
6- 3	\$ North Carolina A&T	0.1	0	0	0	0	0	W

#44 Robert Rohrbaugh, LHP

2003 • Fr.

Date	Opponent	IP	H	R	ER	BB	SO	Dec
2-22	Auburn ⁽¹⁾	0.0	1	1	1	0	0	
2-26	Charleston Southern	1.0	0	0	0	0	2	
3- 2	South Carolina	0.1	0	0	0	0	0	
3- 8	Old Dominion	2.0	2	0	0	0	0	
3-11	Tennessee Tech	1.1	1	0	0	0	3	
3-17	† Georgia Southern ^c	2.0	1	0	0	0	2	
3-20	Maine	0.1	0	0	0	0	0	
3-22	Maine	^1.1	1	0	0	1	1	S
3-28	*N.C. State	0.1	0	0	0	0	0	
3-29	*N.C. State ⁽²⁾	3.1	3	0	0	3	4	
4- 1	Western Carolina	1.0	1	0	0	0	1	
4- 2	South Carolina	0.2	0	1	0	0	1	
4- 5	*Virginia	2.0	0	1	1	1	0	
4- 9	South Carolina	1.0	1	0	0	1	0	
4-15	Coastal Carolina	2.0	2	1	1	2	6	
4-19	*Maryland ⁽¹⁾	0.2	2	1	1	0	0	
4-23	East Tennessee State	1.0	0	0	0	0	1	
4-26	*Georgia Tech	0.1	1	0	0	1	1	
4-27	*Georgia Tech	0.1	0	0	0	1	0	
5- 4	*Duke	0.1	1	0	0	1	0	
5- 7	Elon	0.1	1	2	2	1	0	
5- 8	Furman	1.1	1	2	1	0	1	
5-13	Furman	0.1	2	2	1	0	0	L
5-17	*Wake Forest	^4.2	6	2	2	1	2	
5-23	+ Duke	1.0	1	0	0	0	1	
5-30	\$ Ohio State	0.2	2	0	0	0	1	

2004 • So.

Date	Opponent	IP	H	R	ER	BB	SO	Dec
2-24	Charlotte	1.0	0	0	0	0	0	
2-28	# Georgia Southern	1.0	0	0	0	0	1	
2-28	# East Carolina	0.1	1	0	0	1	0	
3- 6	South Carolina	1.1	1	0	0	1	1	
3-12	Auburn	0.1	0	0	0	0	0	
3-14	Auburn	^0.1	1	0	0	0	0	
3-16	Coastal Carolina	1.1	2	1	1	0	1	
3-21	Texas Tech	^5.1	5	4	4	2	2	L
3-28	*Wake Forest	^6.0	6	2	2	1	5	W
4- 4	*Maryland	^8.0	7	2	1	0	3	W
4-10	*Virginia ⁽¹⁾	^7.0	4	2	2	1	3	
4-17	*North Carolina	^6.1	8	2	2	2	2	L
4-25	*N.C. State	^6.0	4	2	2	5	7	W
5- 2	*Florida State	^5.1	8	4	3	0	1	L
5- 7	Central Florida	^7.1	9	4	4	0	4	W
5-15	*Georgia Tech	^3.0	2	3	2	3	3	L
5-21	*Duke	^8.0	5	2	2	1	6	L
5-27	+ Georgia Tech	^5.1	7	3	3	1	3	
6- 4	\$ Birmingham-Southern	^2.1	5	5	5	1	1	
6- 6	\$ Georgia ⁽²⁾	1.0	2	1	1	2	1	

2005 • Jr.

Date	Opponent	IP	H	R	ER	BB	SO	Dec
2-19 %	Coastal Carolina	^5.0	2	1	1	2	4	
2-26	California-Irvine	^5.0	7	2	2	2	3	
3- 5	Auburn	^3.0	10	6	6	3	1	L
3-12	South Carolina	1.0	2	1	1	0	0	
3-16	Furman	1.0	0	0	0	2	3	
3-20	*North Carolina	^6.1	6	2	2	1	4	W
3-26	*Maryland ⁽²⁾	^7.0	3	0	0	2	9	W
4- 3	*Florida State ⁽²⁾	^6.0	6	3	3	5	3	W
4- 9	*Duke	^6.2	9	4	4	2	6	W
4-17	*Virginia	^5.2	6	5	4	3	6	L
4-23	*N.C. State	^6.0	5	5	2	3	6	W
4-30	*Georgia Tech	^5.2	8	5	5	5	4	
5-10	*Virginia Tech	^4.0	7	2	2	2	2	
5-15	*Wake Forest	^6.2	10	5	5	3	6	W
5-21	*Miami (FL)	^5.2	5	2	2	3	3	
5-27	+ N.C. State	^8.2	4	4	1	3	10	W
6- 5	\$ Oral Roberts	^7.0	7	1	1	0	9	W
6-11	¶ Baylor	^1.1	0	0	0	0	0	S
6-13	¶ Baylor	^4.1	6	4	4	1	3	L

#31 P.J. Zocchi, RHP


2004 • Fr.

Date	Opponent	IP	H	R	ER	BB	SO	Dec
2-24	Charlotte	1.0	1	0	0	0	0	
2-29	# Georgia Southern	3.0	1	0	0	0	5	
3- 3	Gardner-Webb	^2.0	5	3	3	2	2	

2005 • *Fr.

Date	Opponent	IP	H	R	ER	BB	SO	Dec
4-19	Western Carolina	^2.0	1	0	0	1	1	W
4-27	Wofford	^3.0	1	1	1	2	0	
5- 1	*Georgia Tech	1.1	2	0	0	1	1	
5-14	*Wake Forest	0.2	2	3	3	2	1	

* - start; ^ - finished game; * - ACC regular-season game; † - Charleston, SC; ° - Kinston, NC; # - Keith LeClair Invitational at Greenville, NC; % - Baseball at The Beach at Myrtle Beach, SC; + - ACC Tournament; \$ - NCAA Sub Regional; ¶ - NCAA Super Regional; † - College World Series; ° - due to inclement weather, game was completed on Mar. 18; † - due to inclement weather, game was completed on Apr. 26; † - due to inclement weather, game was completed on May 16; ° - due to inclement weather, game was completed on Apr. 19 at Clemson, SC; Note: **Bold** denotes a Clemson home game.



Righthander P.J. Zocchi has made four relief appearances and three starts in his career.

2005 Season Review

Following consecutive 39-win seasons in 2003 and 2004, the Tigers took the field in 2005 with many newcomers and question marks. The team was not picked to finish in the top four of the ACC in the pre-season, a position the team had never been in Jack Leggett's previous 11 years in Tigertown. The young Tigers were only 15-13 at the season's halfway point, but finished on a tear, at one point winning 28 of 36 games and was only one victory shy of a trip to the College World Series.

The 2005 team set the school record for conference wins (21) and finished in second place in the ACC standings, one game behind conference champion Georgia Tech. The Tigers played host to an NCAA Regional for the eighth time in the past 12 years. Clemson swept through the regional in three games, defeating North Carolina A&T, College of Charleston, and Oral Roberts by a combined score of 26-5. The Tigers then traveled to Waco, TX to play the #4 national seed Baylor Bears in the NCAA Super Regional. Clemson, who ended the season with a #13 ranking by **Collegiate Baseball**, won game one 4-2 before the Bears rallied for two wins, leaving the Tigers one victory away from Omaha.

With numerous players lost to the draft after the 2004 season, there were question marks at many positions entering the season. Clemson ended up starting four newcomers "up the middle" at the positions of catcher, shortstop, second base, and centerfield. A transfer from Florida International, junior Adrian Casanova took over the duties behind the plate. Freshmen Stan Widmann, Taylor Harbin, and Brad Chalk occupied the shortstop, second base, and centerfield positions, respectively.

Things were not made easier with Clemson's rigorous schedule, one of the toughest in the nation, which included 42 of its 66 games against teams

that played in the 2005 NCAA Tournament. Clemson was not afraid to play the best competition around, and that experience paid off by the end of the season. It also paid off at Doug Kingsmore Stadium, which averaged a school-record 4,049 fans for the 32 home games.

Clemson was a remarkable 19-9 against top-25 ranked teams in 2005. The 19 wins tied for the most in a season in Clemson history, while the 68 percent winning mark was easily the best in school history. Among other superlatives for the 2005 team included hitting .481 with the bases loaded and .337 with runners in scoring position.

The pitching staff began to take shape early in the season. Kris Harvey, Josh Cribb, and Robert Rohrbaugh were all weekend starters when the season began. After some sterling midweek performances, including a complete game victory in a 12-2 win over South Carolina, Stephen Faris worked his way into the Tigers' weekend rotation. Faris, a Second-Team All-ACC selection, was 6-4 with a team-best 2.60 ERA.

Cribb had an 8-5 record and a 3.54 ERA. The righthander struck out 97 in 109.1 innings pitched against only 24 walks, and was the Tigers' best pitcher late in the season. He had three complete games, including two shutouts, joining Faris as the first Tigers to total three complete games in a season since 1996. His late-season surge and impeccable control gave the Tigers a formidable rotation.

Rohrbaugh tied with Cribb for the team lead in wins (8-3) and finished with a 4.22 ERA. His six wins in ACC regular-season games was the second-best mark in the league. The seventh-round draft pick of the Seattle Mariners had 82 strikeouts in 96.0 innings pitched. Harvey finished the year with a 5-4 mark as well.

Senior righthander Jeff Hahn was the leader of the bullpen, leading the team in appearances (25). Hahn had a team-high three saves, and finished with a 4-1 record and a 3.13 ERA. Freshman David Kopp started some midweek games, and also served an important role out of the bullpen during the week-ends. The freshman righthander was 4-3, and opponents only hit .251 off of him.

Tyler Colvin, Andy D'Alessio, Travis Storrer, and Herman Demmink all returned as position players who started for Clemson in 2004. Colvin (LF), Storrer (RF), and Demmink (3B) all had double-digit hitting streaks at some point in the season. Storrer also hit safely in 29 of the last 30 games. D'Alessio (1B) made the most of his 58 hits, totaling 60 RBIs thanks to 14 doubles and 15 homers.

Five Tiger starters ended the season with batting averages over .340. Clemson was led by Chalk, who hit .350. The speedy outfielder became the first Tiger freshman to lead the team in batting average since 1991. Chalk also set the Clemson single-season record for sacrifice bunts (15). Storrer was second with a .346 batting average, Demmink hit .345, Harbin hit .343, and Harvey finished at .341.

Harbin was named a second-team All-American by **Collegiate Baseball** and a First-Team All-ACC selection. He became the first Tiger freshman in history to earn All-America honors. He set the Clemson freshman record for doubles (28), total bases (160), and extra base hits (42), while his 28 doubles were the third-most in a season in Tiger history and the second-most in the nation in 2005.

2005 Team Accomplishments

- Played in the NCAA Tournament for the 19th straight year. It is tied for the third-longest streak in NCAA history, trailing only Miami (FL) (33) and Florida State (28).
- Won at least 39 games for the 20th straight season.
- Won a school-record 21 conference games.
- Finished in the top four in the ACC standings for the 12th time in 12 seasons under **Jack Leggett**.
- Had a 19-9 record against top-25 ranked teams.
- Finished #6 in the final unofficial RPI, thanks to playing 42 of its 66 games against NCAA Tournament teams.
- Played in a super regional for the fifth time in the seventh year of that format.
- Had a school-record 62 sacrifice bunts.
- Had a record 19 players named to the ACC Academic Honor Roll for the 2004-05 school year (3.0 GPA or higher).
- Averaged 4,049 fans per game, 11th-best in the nation and the highest figure in school history.

All that while sparkling in the field with an outstanding .974 fielding percentage.

Harvey was named a first-team All-American (DH) by ABCA and First-Team All-ACC pick, and tied for the second-most homers (25) in the nation. The 25 homers also were tied for the second-most in a season in Tiger history and helped him become a second-round draft pick of the Marlins.

As a team, Clemson showed it could hit for power and play "small ball." The team hit 76 homers while allowing just 31. Meanwhile, the team set a school record with 62 sacrifice bunts, 15 more than the previous school record. Despite the youth in the infield, the team had a solid .968 fielding percentage, one of the best figures in Tiger history.

Clemson opened 2005 in Myrtle Beach, SC at the Baseball at The Beach Tournament. The curtain raised on the season with the #21 Tigers defeating West Virginia 7-2. Clemson lost a difficult 3-2 decision to Coastal Carolina, led by All-America pitcher Mike Costanzo. The Tigers ended their first weekend of play with a 10-0 loss to East Carolina.

The Tigers returned home for their first series of the year at Doug Kingsmore Stadium against #18 UC Irvine. The Tigers opened with a 3-2 win, and



Righthander Jeff Hahn was the Tigers' most reliable pitcher out of the bullpen in 2005. He also made 88 career appearances, tied for second most in Clemson history.

2005 Starts By Position

Pitcher

# Player	GS
44 Robert Rohrbaugh	16
48 Josh Cribb	15
35 Kris Harvey	13
20 Stephen Faris	10
47 David Kopp	7
27 Jeff Hahn	2
31 P.J. Zocchi	2
42 Drew Fiorenza	1

Catcher

# Player	GS
29 Adrian Casanova	64
30 Doug Hogan	1
28 Gene Pierce	1

First Base

# Player	GS
24 Andy D'Alessio	60
21 Tyler Colvin	2
22 Jorge Andrade, Jr.	1
16 Ben Hall	1
35 Kris Harvey	1
15 John Ingram	1

Second Base

# Player	GS
4 Taylor Harbin	66

Shortstop

# Player	GS
6 Stan Widmann	66

Third Base

# Player	GS
3 Herman Demmink	63
22 Jorge Andrade, Jr.	3

Left Field

# Player	GS
21 Tyler Colvin	63
12 Jesse Ferguson	1
35 Kris Harvey	1
9 David Williams	1

Center Field

# Player	GS
8 Brad Chalk	54
9 David Williams	8
12 Jesse Ferguson	4

Right Field

# Player	GS
5 Travis Storrer	66

Designated Hitter

# Player	GS
35 Kris Harvey	63
16 Ben Hall	2
15 John Ingram	1

Note: **Bold** denotes returning player; 82.6% of the starts return in 2006.



2005 Individual Honors

Jack Leggett • Head Coach • 12th Year
• ACC Coach-of-the-Year by SEBaseball.com

#29 Adrian Casanova • C • *Jr.
• 44th-round draft pick of the Tigers

#8 Brad Chalk • OF • Fr.
• Freshman All-American by Collegiate Baseball

#21 Tyler Colvin • OF • So.
• Bob Bradley Award winner as Tiger MVP in the four-game series against South Carolina

#48 Josh Cribb • RHP • *Jr.
• All-ACC Tournament selection
• Clemson (SC) Regional All-Tournament selection
• Two-time ACC Pitcher-of-the-Week

#24 Andy D'Alessio • 1B • So.
• Clemson (SC) Regional MVP
• Clemson (SC) Regional All-Tournament selection

#3 Herman Demmink • 3B • Jr.
• Clemson (SC) Regional All-Tournament selection

#20 Stephen Faris • RHP • So.
• Second-Team All-ACC selection
• ACC Pitcher-of-the-Week

#42 Drew Fiorenza • RHP • Jr.
• 45th-round draft pick of the Indians

#27 Jeff Hahn • RHP • *Sr.
• 35th-round draft pick of the Tigers

#4 Taylor Harbin • 2B • Fr.
• Second-Team All-American by Collegiate Baseball
• First-Team Freshman All-American by Baseball America
• Freshman All-American by Collegiate Baseball
• Second-Team All-Atlantic Region by ABCA
• First-Team All-ACC selection
• First-Team All-ACC by SEBaseball.com
• ACC Player-of-the-Week
• Invited to the USA National Team trials

#35 Kris Harvey • DH • Jr.
• Brooks Wallace Award Watch List
• Dick Howser Trophy Semifinalist
• Golden Spikes Award Watch List
• First-Team All-American by ABCA
• Second-Team All-American by Baseball America
• Third-Team All-American by NCBWA
• First-Team All-Atlantic Region by ABCA
• First-Team All-ACC selection
• Second-Team All-ACC by SEBaseball.com
• Clemson (SC) Regional All-Tournament selection
• Second-round draft pick of the Marlins
• National Player-of-the-Week by Collegiate Baseball
• Two-time ACC Player-of-the-Week

#44 Robert Rohrbaugh • LHP • Jr.
• Seventh-round draft pick of the Mariners

#5 Travis Storrer • OF • Jr.
• Second-Team All-ACC by SEBaseball.com
• Clemson (SC) Regional All-Tournament selection

followed that victory with a bottom of the ninth, come-from-behind 5-4 victory the next day. Clemson completed the sweep with a decisive 10-2 win.

After a stretch that saw the Tigers go 2-5, #9 North Carolina visited Clemson in the ACC opener. In the Friday-night game, Andrew Miller out-duelled Cribb in a 2-1 victory, and Clemson's record reached a season-low 6-8. The Tigers responded with a 9-1

win on Saturday, and claimed the series on Sunday with a 7-3 win.

After a 1-1 record in two games at Old Dominion during the week, the Tigers beat the Terrapins in the Friday-night opener 14-3, and played the last two games of the series in a Saturday doubleheader due to the threat of inclement weather on Sunday. Demmink's two-run double paved the way to a 6-4, 13-inning win for the Tigers in the first game of the day, with substitute Ben Hall making one of the biggest defensive plays of the season at second base. He robbed what would have been a walkoff, game-winning hit. The win was a landmark victory, as it was the 900th in Leggett's career. Clemson completed its first ACC sweep later that night with a decisive 12-0 win.

Once again, Clemson played host to an NCAA Tourney team in the middle of the week. This time the opponent was #25 Coastal Carolina. The Tigers avenged the loss earlier in the year by sweeping the two-game set by scores of 14-5 and 8-1.

Clemson hit the road for a weekend set at #6 Florida State. Game one of the series was not played until Saturday night, a 3-1 Seminole victory. The teams played a doubleheader Sunday, with Florida State claiming a 5-4 walkoff win before Clemson won the nightcap 7-3. In the series finale, Clemson ended Shane Robinson's 40-game hitting streak, one game shy of the ACC record held by former Clemson star Rusty Adkins.

After arriving back home in the early hours of Monday morning, Clemson had to hit the road on Tuesday to take on another SEC foe, Georgia. The Tigers jumped out to a five-run lead, but the Bulldogs rallied late for an 11-10 win. The two teams played again the following night at Doug Kingsmore Stadium, with the Bulldogs winning 4-1.

With the season at its halfway point and the Tigers record sitting at 15-13, Clemson returned to ACC play, playing host to Duke. The Tigers fought from behind in each of the first two games to gain 9-3 and 11-6 wins. In the finale, Clemson again had to come from behind for the win, this time thanks to a 12-run eighth inning, the most runs ever scored in an eighth inning in school history.

In a game that started at Cullowhee, NC on April 12 and ended at Clemson on April 19, the Tigers outlasted Western Carolina 7-4. On Wednesday April 13, Clemson blasted #4 South Carolina 12-2 at Doug Kingsmore Stadium. Faris pitched his second complete game in as many weeks, limiting the Gamecocks to only five hits and breaking their nine-game winning streak.

Clemson won two of three games over Virginia the following weekend. The Tigers won the first two games 13-4 and 3-2, while the Cavaliers avoided the sweep with a 9-2 win. Clemson's infielders did not commit an error in the field in the series.

The Tigers finished their five-game homestand with a 10-1 win over Western Carolina in which Clemson pounded out 17 hits. It was the Tigers' 35th-straight win over the Catamounts at Doug Kingsmore Stadium.

The following night, Clemson traveled to Columbia for the series finale against South Carolina. The Tigers took an early 3-0 lead before the #8 Gamecocks plated four runs in the sixth. Clemson tied the score 4-4 in the ninth, and had two runners on base with two outs when Harvey stepped to the



Kris Harvey's three-run home run in the ninth inning catapulted Clemson to a 7-5 victory at #8 South Carolina on April 20.

plate. He hit a high homer over the wall in left, giving the Tigers their second win over South Carolina in as many weeks. Colvin, who received the Bob Bradley Award as Clemson's MVP in the four-game series with the Gamecocks, hit a double and an inside-the-park home run.

N.C. State took two of three games from the Tigers from April 22-24, despite Clemson outscoring the Wolfpack 27-26 over the weekend. N.C. State won the first game 8-3, with the Tigers responding with a 16-9 victory on Saturday night. Harbin totaled three homers, eight RBIs, and a school-record 16 total bases in the win. His three homers came on back-to-back-to-back pitches, as his last two long balls came on the first pitch of each at-bat. Aaron Cone hit a walkoff single off the wall to give N.C. State a 9-8 win in the series finale.

Clemson returned home to play host to Elon. Demmink and Harvey each hit two-run homers, and the Tigers won 9-6 on a cold and rainy night. The following night, D'Alessio hit a grand slam, as Clemson cruised to a 7-1 win over Wofford.

The #6 Georgia Tech Yellow Jackets then visited Doug Kingsmore Stadium for a key ACC series. The Yellow Jackets won the first game 18-14 in a slugfest. The Tigers led 8-1 in the fourth inning, but the Georgia Tech offense pounded out 21 hits. In the second game, Clemson scored three runs with two outs in the ninth inning to earn a dramatic 6-5 walkoff victory. The inning was highlighted by Harbin's two-run single to win the game. The Yellow Jackets won game three 6-4 despite being out-hit by the Tigers 12-10.

The Tigers took the following week off for exams before traveling to Blacksburg, VA to take on the Virginia Tech Hokies in an odd Sunday-Tuesday three-game series. Clemson showed signs of rust after its week off, as the Hokies took game one 11-7. The Tigers rebounded the following day with a 7-0 win, with Cribb tossing a six-hit shutout. In Tuesday's rubber match, Harvey hit a grand slam in the eighth inning to lift Clemson to a 6-2 victory.

Clemson visited Wake Forest for its final road series of the regular season, with hopes of an ACC

2005 Season Review

title still alive. In the series opener against the Demon Deacons, Faris pitched a complete game six-hitter to lead the Tigers to a 4-1 win. In game two, the Tigers produced their biggest comeback of the year. Trailing Wake Forest 13-6 in the sixth inning, Clemson rallied and won 17-14 in 11 innings. D'Alessio went 3-for-6 with a homer, double, and six RBIs, and made a game-saving play on a ground ball with the bases loaded and the score tied in the ninth inning. Clemson completed the sweep on May 15 with a 6-5 victory.

The Tigers stepped out of conference one final time when #20 College of Charleston visited Tigertown on May 17. Clemson scored three runs in the fifth inning to gain a lead it would never relinquish in defeating the Cougars 8-5.

The #4 Miami (FL) Hurricanes traveled to Clemson in the final regular-season series for both teams. In game one, Clemson scored 11 runs in the fourth inning on its way to a 15-5 win. Cesar Carrillo suffered his first collegiate loss in 25 decisions, as Miami also fell for the first time in his 31 career starts. Harvey hit two homers in game two, as the Tigers cruised to a 9-2 win. Cribb struck out nine against only one walk in 7.0 innings pitched.

In the regular-season finale, Harbin tied a school record with three doubles to lead Clemson to a 6-2 win on May 21. The Tigers scored five runs in the sixth to rally from a 2-0 deficit, with Colvin's three-run homer the big blow of the frame. Clemson completed the sweep it had to have, and North Carolina beat Georgia Tech twice in three games, meaning the Tigers finished the ACC season in second place, only one game behind the Yellow Jackets.

Clemson traveled to the Baseball Grounds of Jacksonville (FL) for the 32nd ACC Tournament as the #2 seed. In the opening round against Virginia, the Cavaliers broke open a close game with five runs in the eighth inning en route to an 8-1 win. The Tigers responded the following morning by eliminating #3-seed and #8-ranked Miami with a 9-1 win

behind a complete game six-hitter by Cribb. He earned All-ACC Tournament honors as one of just two pitchers. It was Clemson's fourth win over Miami in eight days.

In the third game, Clemson eliminated #6-seed and #18-ranked N.C. State 5-4 behind Rohrbaugh. He earned the win by pitching 8.2 innings, allowing just one earned run on four hits with 10 strikeouts. It was the Tigers' eighth straight win over the Wolfpack in ACC Tourney play. On May 28, Virginia held on for a 5-4 win over Clemson to eliminate the Tigers and advance to the championship game.

Clemson learned it had gained an at-large bid to the NCAA Tournament on May 29 when it was announced the Tigers were selected as one of 16 NCAA Regional hosts. It marked Clemson's 19th consecutive trip to the NCAA Tournament, a streak that is tied for third-longest in NCAA history.

In the first game of the regional against North Carolina A&T, Clemson turned a one-run deficit into a seven-run lead with eight runs in the seventh inning on the way to a 12-2 win. Faris struck out 10 against only one walk in 6.2 innings.

In the second game against #22 College of Charleston on June 4, Cribb pitched a two-hit shut-out in Clemson's 6-0 win. He threw 98 pitches, allowing one walk with six strikeouts. The Cougars, who easily led the nation in batting average entering the tournament, did not advance a runner past second base, while the two hits included a bunt single and a bloop single. D'Alessio, Widmann, and Casanova, the 7-9 batters in the order, each scored two runs apiece to account for all six runs.

In the championship game, Harvey hit two solo homers, and D'Alessio went 3-for-3 with a double, homer, and three RBIs to lead the Tigers to an 8-3 win. D'Alessio was named Clemson Regional MVP. The Tigers turned three double plays, including two unassisted double plays by D'Alessio, believed to be the only time in Clemson history one player has had two unassisted double plays in the same game.

The Tigers traveled to Texas for the Waco Super Regional against Baylor. It was the program's fifth super regional appearance in the seventh year of its existence. Clemson won game one 4-2, but the Tigers managed just two runs in the final two games. Clemson's 3.23 ERA was the best mark of any team in school history in an NCAA Tournament.

Although the team fell just one win short of reaching Omaha, the team showed its mettle by going 28-10 after starting 15-13. Clemson, who also won 15 of its last 19 games, was one of the hottest clubs in the country in the second half of 2005, and returns almost every position player in 2006. There is certainly reason for optimism thanks to the foundation set by the young 2005 Tigers.



Left-hander Robert Rohrbaugh struck out a season-tying-high 10 batters in the Tigers' 8-3 victory over Oral Roberts that clinched the Clemson Regional title on June 5.

2005 Final Polls

Baseball America					Collegiate Baseball					Sports Weekly				
Rk	School	W-L	Pvs		Rk	School	W-L	Pts	Pvs	Rk	School	W-L	Pts	Pvs
1.	Texas	56-16	5		1.	Texas	56-16	488	5	1.	Texas (40)	56-16	1,000	5
2.	Florida	48-23	7		2.	Florida	48-23	484	6	2.	Florida	48-23	940	8
3.	Tulane	56-12	1		3.	Arizona State	42-25	482	8	3.	Tulane	56-12	868	1
4.	Baylor	46-24	4		4.	Baylor	46-24	481	4	4.	Baylor	46-24	847	10
5.	Nebraska	57-15	2		5.	Tulane	56-12	479	1	5.	Arizona State	42-25	825	24
6.	Arizona State	42-25	11		6.	Nebraska	57-15	477	3	6.	Nebraska	57-15	819	4
7.	Oregon State	46-12	3		7.	Oregon State	46-12	476	2	7.	Oregon State	46-12	787	2
8.	Tennessee	46-21	6		8.	Tennessee	46-21	472	7	8.	Cal. State-Fullerton	46-18	694	3
9.	Cal. State-Fullerton	46-18	8		9.	Cal. State-Fullerton	46-18	469	9	9.	Tennessee	46-21	676	17
10.	Mississippi	48-20	9		10.	Georgia Tech	45-19	468	10	10.	Georgia Tech	45-19	603	6
11.	Georgia Tech	45-19	10		11.	Mississippi	48-20	466	11	11.	Rice	45-19	598	7
12.	Arizona	39-21	12		12.	Arizona	39-21	465	12	12.	Mississippi	48-20	588	11
13.	Rice	45-19	13		13.	Clemson	43-23	462	13	13.	Miami (FL)	41-19-1	508	13
14.	Clemson	43-23	14		14.	Miami (FL)	41-19-1	458	14	14.	Florida State	53-20	422	14
15.	Miami (FL)	41-19-1	15		15.	Florida State	53-20	456	15	15.	Southern California	41-22	413	18
16.	Florida State	53-20	16		16.	Rice	45-19	451	16	16.	Clemson	43-23	405	19
17.	Southern California	41-22	17		17.	Southern California	41-22	449	17	17.	Arizona	39-21	381	9
18.	Louisiana State	40-22	18		18.	Long Beach State	37-22	443	18	18.	Louisiana State	40-22	329	12
19.	Long Beach State	37-22	19		19.	Louisiana State	40-22	440	19	19.	Mississippi State	42-22	217	21
20.	Alabama	40-23	20		20.	Alabama	40-23	438	20	20.	Long Beach State	37-22	197	16
21.	Missouri	40-23	21		21.	North Carolina	41-19-1	436	21	21.	South Carolina	41-23	171	23
22.	Mississippi State	42-22	22		22.	College of Charleston	48-15	434	22	22.	North Carolina	41-19-1	151	15
23.	Coastal Carolina	50-16	23		23.	Pepperdine	41-23	431	23	23.	Louisiana-Lafayette	48-19	98	20
24.	Pepperdine	41-23	24		24.	Louisiana-Lafayette	48-19	429	24	24.	Alabama	40-23	96	---
25.	South Carolina	41-23	25		25.	Coastal Carolina	50-16	427	25	25.	College of Charleston	48-15	77	22



2005 Seniors & Pro Signees



#27 Jeff Hahn

RHP • R-R • 6-4 • 210 • 4VL
Winchester, VA • Handley HS

Ground-ball pitcher who was both a starter and reliever in four seasons...one of only two seniors on the 2005 team...threw 302 career ground-ball outs and only 111 fly-ball outs...had a career record of 15-8, 3.72 ERA, and seven saves in 88 appearances (11 starts)...the 88 appearances tied for second-most in Clemson history and the 77 relief appearances are fourth-most in school history...became just the second Tiger (Matt Additon (1997-00)) in history to make at least 20 appearances in four different seasons...in 205.2 innings pitched, he allowed 208 hits and 80 walks with 158 strikeouts.

2005: Drafted in the 35th round (1,050th overall pick) by the Detroit Tigers and signed in June...had a 4-1 record and 3.13 ERA in a team-high 25 appearances (two starts) over 60.1 innings pitched...had a team-high three saves...had a .249 opponents' batting average, as he allowed 57 hits and 27 walks with 59 strikeouts...had a 2-0 record and 2.39 ERA in 26.1 innings pitched against top-25 ranked teams...threw 79 ground-ball outs compared to just 32 fly-ball outs...in his two starts, he had an 0.77 ERA and 15 strikeouts in 11.2 innings pitched...struck out five and allowed only one hit in 3.2 innings pitched in relief against #18 California-Irvine on Feb. 26...pitched 2.1 scoreless innings in relief against #4 South Carolina on Mar. 12...allowed just one earned run and struck out 10 batters in 5.2 innings pitched in a starting role at Old Dominion on Mar. 23...earned a win by pitching 6.0 innings in a starting role, allowing one unearned run and one walk while striking out five against #25 Coastal Carolina on Mar. 30...earned the save in the second game of a doubleheader at #6 Florida State on Apr. 3; he allowed one hit, no runs, and no walks while striking out three in 3.0 innings pitched...pitched 5.0 scoreless innings of two-hit ball in relief to earn the win at Virginia Tech on May 10; he also struck out five...pitched 2.2 scoreless innings with three strikeouts against no walks to earn the save against #20 College of Charleston on May 17...earned the save against #18 N.C. State in the ACC Tournament on May 27; he struck out Jonathan Diaz with the tying run on second base and winning run on first base...pitched 2.0 scoreless innings in relief, including getting out of a bases-loaded jam with no outs without allowing a run, and earned the win at #6 Baylor in the Waco Super Regional on Jun. 11.

2004: Had a 3-0 record and 5.20 ERA in 18 relief appearances and two starts...had a save and allowed 19 walks in 45.0 innings pitched...threw 64 ground-ball outs compared to 29 fly-ball outs...opponents were 0-4 on steals...struck out seven and walked none in 4.0 innings pitched in relief to earn the win against Gardner-Webb on Mar. 3...pitched the final 3.0 innings to earn the save at Texas Tech on Mar. 19...pitched 5.0 scoreless innings thanks to four double plays to earn the win against The Citadel on Apr. 20...in his first start of the year, he pitched 6.0 innings, allowing three runs, to earn the win against College of Charleston on May 12...in a starting role, he pitched 6.0 innings, allowing five hits, three runs, and one walk while striking out four against Birmingham-Southern in the Athens Regional on Jun. 5.

2003: Had a 5-7 record and 3.57 ERA in seven starts and 13 relief appearances; the 20 appearances were third-most on the team...in 58.0 innings pitched, he allowed just 57 hits, 19 walks, three homers, 10 extra-base hits, and four steals...had a 2.78 ERA in 22.2 innings pitched in ACC regular-season games...threw 94 ground-ball outs compared to only 30 fly-ball outs...had a 4-2 record, 2.08 ERA, and .224 opponents' batting average at home...after moving to the bullpen in early April, he had a team-best 1.95 ERA in 13 relief appearances (27.2 innings pitched)...had a team-best 2.35 ERA in postseason games...pitched 6.0 innings, allowing three hits, one run, and one walk while striking out five to earn the victory against Old Dominion on Mar. 9...allowed one earned run on three hits while striking out six in 7.0 innings pitched to earn the victory against Maine on Mar. 20...pitched 2.0 perfect innings, while striking out three, to close out Clemson's 8-4 win at #2 Florida State on Apr. 11...pitched 3.0 scoreless innings against #4 Georgia Tech

on Apr. 25; he also allowed just two hits and one walk while striking out four...pitched 4.1 scoreless innings in relief against Duke in the ACC Tournament on May 23; he also did not walk a batter...played for Falmouth in the Cape Cod League in the summer.

2002: Had a 3-0 record and 3.19 ERA in 23 relief outings and 42.1 innings pitched as one of Clemson's top relievers...had a 3.00 ERA in 15.0 innings pitched in ACC regular-season games...had 65 ground-ball outs compared to just 20 fly-ball outs...had three saves, tied for eighth-most in the ACC...after giving up five runs in his first two outings, he had a 2.18 ERA over his last 41.1 innings pitched of the season...pitched 2.2 scoreless and hitless innings to earn his first career save against Maryland on Mar. 29...earned his first career win against Georgia on Apr. 10...pitched 1.2 scoreless innings at #9 Georgia Tech on May 6...pitched 5.1 innings in relief against Elon on May 9; he allowed four hits and one unearned run while striking out five...pitched 3.1 scoreless innings to earn the win at Western Carolina on May 15...picked up the save against N.C. State in the ACC Tournament on May 24; he pitched 2.0 scoreless innings, allowing two hits and no walks...pitched a scoreless ninth inning to pick up the save against #22 East Carolina in the Clemson Regional on Jun. 1...earned the win against #6 Georgia Tech in the College World Series on Jun. 16; he allowed two runs in 3.2 innings pitched.


2001: Red-shirted.

BEFORE CLEMSON: USA Today Honorable Mention All-American as a junior at Handley High...broke the school record for wins in a season as a junior...second-team all-metro as a junior by **Washington Post**, becoming the first Handley High player to ever earn that honor...first-team all-state and first-team all-area as a junior...played on the AA state championship squad as a junior...second-team all-district as a sophomore...lettered three times in baseball and two times in basketball...coached by Terry Shickle.

PERSONAL: Graduated on May 13, 2005 with a degree in marketing...born Jeffrey Allen Hahn on Sept. 28, 1981 in Bismarck, ND.

Hahn's Career Stats

Year	ERA	W-L	G-GS	SV	IP	H	R	ER	BB	SO
2002	3.19	3-0	23-0	3	42.1	46	16	15	15	30
2003	3.57	5-7	20-7	0	58.0	57	30	23	19	39
2004	5.20	3-0	20-2	1	45.0	48	28	26	19	30
2005	3.13	4-1	25-2	3	60.1	57	26	21	27	59
Total	3.72	15-8	88-11	7	205.2	208	100	85	80	158



#35 Kris Harvey

OF/RHP/1B • R-R • 6-2 • 195 • 3VL
Catawba, NC • Bandys HS

Versatile two-way player who came on to be one of the nation's top power hitters in 2005...a career .335 hitter with 28 doubles, 35 homers, and 122 RBIs in 487 at-bats (131 games, including 124 starts)...had a career .608 slugging percentage...had a "loose" arm and threw 90+ mph on the mound...had a career 15-5 record in 40 appearances (33 starts) for a total of 159.1 innings pitched.

2005: One of 40 players selected to the Golden Spikes Award Watch List, one of 64 semifinalists for the Dick Howser Trophy, and one of 71 players selected to the Brooks Wallace Award Watch List, all presented to the national player-of-the-year...first-team All-American by ABCA...second-team All-American by **Baseball America** and third-team All-American by NCBWA...first-team All-Atlantic Region by ABCA...First-Team All-ACC selection...second-team All-ACC by **SEBaseball.com**...drafted in the second round (64th overall pick) by the Florida Marlins, the same team his father (Bryan) played for from 1993-95, and signed in June...hit .341 with 61 runs scored, 11 doubles, an ACC-high 25 homers, and 70 RBIs in 65 starts (63 as the DH, one in left field, and one at first base)...hit a home run every 9.96 at-bats...the 25 home runs tied for second-most in a season in Clemson history, tied for second-most in the country, and led the ACC by seven homers...his 70 RBIs were the third-most in the ACC...his .687 slugging percentage was second-best in the ACC...received the Mitchell Award, which goes to the team MVP...hit .372 with an ACC-best 14 homers and 34 RBIs in

29 ACC regular-season games...hit nearly as many homers (14) in ACC regular-season games as Clemson's opponents (15)...had four two-homer games...hit .457 against lefthanders, .378 with runners on base, and .402 with runners in scoring position...was 4-for-6 with a homer and 11 RBIs with the bases loaded...was 12-for-31 (.387) with six homers and 10 RBIs when batting as the pitcher...hit a homer and recorded the win in a starting role in a school-record four games; he pulled off the dual-feat four of the nine times in Clemson history since the DH rule came into effect in 1974; he hit two homers and earned the win in two of those four games...hit .403 with 18 homers and 43 RBIs, all team-bests, in 32 home games...20 of his homers came in wins, while five came in losses...had 27 multi-hit games and a team-high 21 multi-RBI games...had a 10-game hitting streak from late March to early April...had a 5-4 record and 5.52 ERA in 13 starts (62.0 innings pitched)...allowed 28 walks and struck out 52...had a 4-1 record and 3.21 ERA in five starts at home; he also had a .228 opponents' batting average at home...had a 3.75 ERA in 24.0 innings pitched against top-25 ranked teams...hit a three-run homer and a sacrifice fly, and earned the win in a starting role by pitching 5.2 innings, allowing six hits, two runs, and one walk while striking out seven against #18 California-Irvine on Feb. 27...earned the win in 6.1 innings pitched, allowing just two earned runs, and had two hits and an RBI at Auburn on Mar. 6...did not factor in the decision, but pitched 7.0 effective innings at #4 South Carolina on Mar. 13; he allowed just two earned runs on four hits...had one of the best all-around games by a Tiger ever against #9 North Carolina on Mar. 19; he hit two solo homers and scored three runs at the plate, and earned the win on the mound, as he allowed just one hit and no runs in 7.0 innings pitched...went 2-for-4 with a double and four RBIs against #9 North Carolina on Mar. 20; it capped off a three-homer and 10-RBI week (four games) to go along with his victory in game two of the North Carolina series; named one of six national players-of-the-week by **Collegiate Baseball** and ACC Player-of-the-Week for his efforts...struck out nine batters and earned the win against Duke on Apr. 8; he allowed five hits, two earned runs, and one walk, and went 2-for-3 with a home run at the plate...went 3-for-4 with a double, homer, five runs scored, and three RBIs against Duke on Apr. 10...hit a long solo homer against #4 South Carolina on Apr. 13...hit two solo homers and earned the win on the mound in 6.0 innings pitched against Virginia on Apr. 15...hit the game-winning, three-run homer in the ninth inning to lift Clemson to a 7-5 win at #8 South Carolina on Apr. 20...was 3-for-5 with a homer and three RBIs against #6 Georgia Tech on Apr. 29; it was his fourth-straight game with a long ball...hit a go-ahead grand slam in the eighth inning at Virginia Tech on May 10...went 3-for-4 with a two-run homer and three runs scored against #4 Miami (FL) on May 19...went 3-for-4 with two homers, three RBIs, and three runs scored against #4 Miami (FL) on May 20; was 8-for-12 with three homers and six RBIs in the series and was named ACC Player-of-the-Week for his efforts...hit two solo homers against Oral Roberts in the Clemson Regional on Jun. 5...named to the Clemson Regional All-Tournament team after going 4-for-13 with four runs scored, a double, and two homers in three games...had two hits, including a solo homer, at #6 Baylor in the Waco Super Regional on Jun. 13.

2004: The team's best utility player and the top mid-week starter on the mound...the team's only First-Team All-ACC selection (At-Large)...only Tiger to start at four different positions; he actually started at five different positions in all...hit .335 (second-best on the team) with 16 doubles, eight home runs, and 41 RBIs in 52 starts in the field...started 14 games on the mound, four at first base, two in left field, 24 in right field, and a team-high 21 as the designated hitter...had 22 multi-hit games and 16 multi-RBI games...had a 19-game hitting streak, longest by a Tiger in 2004...had a .458 on-base percentage when leading off an inning...was 6-0 with a 5.40 ERA on the mound in a team-tying-high 14 starts (all on non-conference games)...was 4-0 with a 4.34 ERA in six starts away from home...Clemson was 12-2 when he started in the mound...only three other wild pitch...went 3-for-4 with two doubles and three RBIs against Wake Forest on Mar. 27...pitched 7.0 innings in a starting role at Georgia on Mar. 30; he earned the win by scattering seven hits, two runs,

2005 Seniors & Pro Signees

and four walks while striking out seven...went 3-for-4 with three runs scored and three RBIs against Georgia on Mar. 31...named ACC Co-Player-of-the-Week when he was 9-for-18 with eight runs scored, two doubles, two homers, and nine RBIs in the field in four games from Mar. 31 through Apr. 4...went 2-for-4 with two doubles and two steals, and also earned the win in a starting role against Winthrop on Apr. 13...went 3-for-5 with a double and three RBIs at #6 South Carolina on Apr. 14...hit a long home run and hit a key RBI single in the ninth inning against Western Carolina on Apr. 21...hit the game-tying, two-run homer in the ninth against Charleston Southern on May 5; he hit it on the first pitch he saw; he allowed two runs on six hits in 5.2 innings pitched in a starting role and would have suffered the loss if the Tigers had not come back...hit two run-scoring doubles at #15 Georgia Tech on May 16...went 3-for-4 at #10 Georgia in the Athens Regional on Jun. 5...played for Falmouth in the Cape Cod League in the summer.

2003: Had a 4-1 record, 7.07 ERA, and a save in six starts and seven relief appearances...Clemson was 5-1 when he started on the mound...did not allow a homer in 35.2 innings pitched...saw action as a batter in 12 games (seven starts) and had eight hits, eight runs scored, two homers, and 11 RBIs in just 29 at-bats...picked up the save in the second game of a doubleheader at #16 Auburn on Feb. 22; he pitched the final 3.0 innings...in his first career start on the mound, he earned the win by pitching 4.0 innings, allowing two hits and one earned run against College of Charleston on Mar. 5...hit his first career homer against Old Dominion on Mar. 9...pitched 6.0 scoreless innings, allowing two hits and one walk, to earn the win against Tennessee Tech on Mar. 12...hit a two-run, pinch-hit homer against Georgia Southern at Charleston, SC on Mar. 16...had two hits and four RBIs against Wofford on Mar. 24...earned the win in relief against Princeton in the Auburn Regional on May 31; he pitched 1.1 hitless and scoreless innings...took the summer off after being hampered by injury.

BEFORE CLEMSON: Drafted in the fifth round by the Braves...all-state pick as a junior and senior at Bandys High...three-time all-conference pick and conference player-of-the-year as a senior...named **Charlotte Observer** Player-of-the-Year as a senior, and a **Charlotte Observer** All-Star as a junior and senior...lettered four times in baseball at Bandys High...coached by Doug McRee.

PERSONAL: His father Bryan played in the Majors for nine years (1987-95) with the Angels and Marlins; he had 177 saves and a 2.42 ERA...Bryan made the drive to many games...member of the ACC Academic Honor Roll in 2004-05...majoring in sport management...born Bryan Kristopher Harvey on Jan. 5, 1984 in Catawba, NC.

Harvey's Career Stats

Year	AVG	G-GS	AB	R	H	2B	3B	HR	RBI	OB%	SB
2003	.276	12-7	29	8	8	1	0	2	11	.303	0-0
2004	.335	54-52	209	38	70	16	0	8	41	.381	4-8
2005	.341	65-65	249	61	85	11	0	25	70	.387	1-2
Total	.335	131-124	487	107	163	28	0	35	122	.379	5-10

Year	ERA	W-L	G-GS	SV	IP	H	R	ER	BB	SO
2003	7.07	4-1	13-6	1	35.2	35	31	28	22	22
2004	5.40	6-0	14-14	0	61.2	73	38	37	32	52
2005	5.52	5-4	13-13	0	62.0	71	43	38	28	52
Total	5.82	15-5	40-33	1	159.1	179	112	103	82	126

#28 Gene Pierce

C • R-R • 6-2 • 215 • 3VL
Columbia, SC • A.C. Flora HS

Backup catcher and outstanding student-athlete...one of just two seniors on the 2005 team...in four years, he was 8-for-24 (.333) with five runs scored, a double, two homers, two walks, and five RBIs in 58 career

games off the bench and one start...the only Tiger to play in a game during the 2001 season, as he red-shirted in 2002.

2005: Hit .357 (5-for-14) with two runs scored, a homer, and two RBIs in 38 games (one start at catcher)...made 60 putouts and seven assists with one error...was 5-for-11 (.455) against righties and 3-for-8 (.375) with runners on base...was 2-for-3 as a pinch-hitter and 4-for-6 in non-conference, regular-season games...went 1-for-2 in his first career start at

Auburn on Mar. 5...hit a pinch-hit, RBI single and scored a run against Western Carolina on Apr. 19...hit a towering solo homer off the bench at Virginia Tech on May 10.

2004: Saw action in seven games and was 0-for-3 at the plate...had 14 putouts with no errors behind the plate.

2003: Was 2-for-5 with two runs scored, a double, and two RBIs in eight games...was 2-for-2 with two outs...lined a pinch-hit single and came around to score in the second game of a doubleheader at #16 Auburn on Feb. 22...had a two-run double off the bench against Wofford on Mar. 24.

2002: Red-shirted.

2001: A walk-on who appeared in six games as a catcher...came off the bench in game three of the New York Tech series to hit his first career home run; also played in all three games of the series...played against Richmond, Ohio, and UNLV as well.

BEFORE CLEMSON: All-state catcher at A.C. Flora High as a senior...played in the North-South All-Star game...All-Region III-AAA, and all-area pick in 1999 and 2000...team MVP as a senior after garnering defensive team MVP honors as a junior...Wendy's High School Heisman winner for A.C. Flora High as a senior...lettered four times in baseball and three times in cross country...coached by Andy Hallett.

PERSONAL: Graduated on May 13, 2005 with a degree in civil engineering, and had a 3.3 career GPA, including a 4.0 GPA in the spring, 2005 semester...four-time member of the ACC Academic Honor Roll, one of only seven Tigers in history to accomplish that feat...born Gene Earl Pierce III on Apr. 3, 1982 in Lexington, SC.

Pierce's Career Stats

Year	AVG	G-GS	AB	R	H	2B	3B	HR	RBI	OB%	SB
2001	.500	6-0	2	1	1	0	0	1	1	.750	0-0
2003	.400	8-0	5	2	2	1	0	0	2	.400	0-0
2004	.000	7-0	3	0	0	0	0	0	0	.000	0-0
2005	.357	38-1	14	2	5	0	0	1	2	.400	0-0
Total	.333	59-1	24	5	8	1	0	2	5	.407	0-0



#26 Daniel Pritchard

INF • R-R • 5-8 • 160 • 3VL
Hartsville, SC • Hartsville HS

Infielder who was scrappy and unselfish...was 4-for-29 (.138) with nine runs scored and three RBIs in 53 games off the bench in three years.

2005: Co-captain...was 2-for-11 (.182) with five runs scored and two

walks in 20 games off the bench...received the team's Tiger Baseball Award for leadership...made nine putouts and six assists with only one error at second base...had a pinch-hit single against #4 Miami (FL) on May 19...scored two of Clemson's eight runs in the seventh inning as a pinch-runner against North Carolina A&T in the Clemson Regional on Jun. 3...hit a pinch-hit, run-scoring single against Oral Roberts in the Clemson Regional on Jun. 5.

2004: Hit .154 (2-for-13) with four runs scored, two RBIs, and a stolen base in 20 games off the bench...had 15 assists and five putouts...as a pinch-runner, he stole home on a double steal against Coastal Carolina on Mar. 16...came off the bench and executed a squeeze bunt against Elon on Mar. 23...played for Florence in the Coastal Plain League in the summer, where he hit .162 with two homers.

2003: Came off the bench in 13 games and was hitless in five at-bats...had four assists and did not commit an error...played for Spartanburg in the Coastal Plain League in the summer.

2002: Red-shirted.

BEFORE CLEMSON: All-region member as a junior...led team to the Region V-AAAA title as a freshman, junior, and senior...lettered four times in baseball at Hartsville High...coached by Jimmy White.

PERSONAL: Two-time member of the ACC Academic Honor Roll...graduated on May 13, 2005 with a degree in marketing...born Robert Daniel Pritchard on Apr. 13, 1983.

Pritchard's Career Stats

Year	AVG	G-GS	AB	R	H	2B	3B	HR	RBI	OB%	SB
2003	.000	13-0	5	0	0	0	0	0	0	.000	0-0
2004	.154	20-0	13	4	2	0	0	0	2	.214	1-1
2005	.182	20-0	11	5	2	0	0	0	1	.357	0-1
Total	.138	53-0	29	9	4	0	0	0	3	.242	1-2



#44 Robert Rohrbaugh

LHP • L-L • 6-2 • 190 • 3VL
Littlestown, PA • Littlestown HS

Quiet lefthander who relied on location to be effective on the mound...pitched 202.1 career innings over three seasons...made 29 starts and 35 relief appearances...had a 3.96 career ERA.

2005: Drafted in the seventh round (203rd overall pick) by the Seattle Mariners and signed in June...had an 8-3 record, 4.22 ERA, and a save in a team-high 16 starts and three relief appearances (96.0 total innings pitched)...the eight wins tied for the team lead...struck out 82 against 42 walks...had five pickoffs and allowed 11 stolen bases in 20 attempts...was second in the league with six wins in ACC regular-season games...pitched 7.0 scoreless innings of three-hit ball to earn the win in the second game of a doubleheader at Maryland on Mar. 26; he walked two and struck out nine...earned the win in the second game of a doubleheader at #6 Florida State on Apr. 3; he allowed three runs on six hits in 6.0 innings pitched...allowed two runs on five hits in 5.2 innings pitched against #4 Miami (FL) on May 21...struck out 10 and earned the win in 8.2 innings pitched against #18 N.C. State in the ACC Tourney on May 27; he allowed four hits and one earned run...earned the win against Oral Roberts in the Clemson Regional on Jun. 5; he allowed seven hits, one run, and no walks with nine strikeouts in 7.0 innings pitched...pitched 1.1 perfect innings to earn the save at #6 Baylor in the Waco Super Regional on Jun. 11.

2004: Had a 3.99 ERA, but only had a 4-5 record due to a lack of run support...made 12 starts and eight relief appearances for a total of 76.2 innings pitched, second-most on the squad...had a team-high six pickoffs and allowed five stolen bases in 13 attempts...became a weekend starter at midseason...his 2.90 ERA in ACC regular-season games was fifth-best in the league...started against all eight ACC teams in the regular season and only allowed more than two earned runs in only one of those starts, when he allowed just three earned runs against #24 Florida State...held opponents to a team-best .198 batting average with two outs...pitched a team-season-high 8.0 innings twice...pitched 8.0 innings, allowing just one earned run on seven hits while striking out three to earn the win against Maryland on Apr. 4; he also did not allow a walk and did not allow a baserunner to reach second base until the ninth inning...played for Orleans in the Cape Cod League in the summer.

2003: Had an 0-1 record and team-best 3.03 ERA in a team-high 26 outings...freshman All-American by **Collegiate Baseball**...had a save and 27 strikeouts in 29.2 innings pitched...did not allow a homer...earned his first save against Maine on Mar. 22; he pitched 1.1 scoreless innings...struck out six in 2.0 innings pitched against Coastal Carolina on Apr. 15...in his first career start, he allowed two runs in 4.2 innings pitched at Wake Forest on May 17...helped lead Winchester to the Valley League title in the summer...named Valley League Pitcher-of-the-Week...earned the 2003 Winchester Royals' Lew Zirkle Pitcher's Award.

BEFORE CLEMSON: Drafted in the 30th round by the Expos in 2002...set the Littlestown High record for wins (22)...team captain as a junior and senior...was 8-0 with a 0.35 ERA and a school-record 122 strikeouts with only 10 walks in 59.1 innings pitched as a senior...**Gettysburg Times** First-Team All-Area pick as a junior and senior...**Hanover Evening Sun** Player-of-the-Year as a senior, and first-team all-area as a sophomore, junior, and senior...**York Daily Record** Player-of-the-Year as a junior and senior...pitched two no-hitters and was 7-0 as a junior, where he gave up only one earned run (0.15 ERA)...had 83 strikeouts and walked 16 in 46.0 innings pitched as a junior...lettered four times in baseball...coached by Steve Kress.


PERSONAL: Two-time member of the ACC Academic Honor Roll...majoring in sport management...born Robert Edward Rohrbaugh on Dec. 28, 1983 in Hanover, PA.

Rohrbaugh's Career Stats

Year	ERA	W-L	G-GS	SV	IP	H	R	ER	BB	SO
2003	3.03	0-1	26-1	1	29.2	30	13	10	13	27
2004	3.99	4-5	20-12	0	76.2	77	37	34	21	44
2005	4.22	8-3	19-16	1	96.0	103	52	45	42	82
Total	3.96	12-9	65-29	2	202.1	210	102	89	76	153




Community Service



Chris Fidrych



Herman Demmink



Chris Howard



Ben Hall




Jason Berken


Stephen Faris

Many Clemson baseball players and coaches are giving up their free time to serve others. This past fall, several players read to students at Walhalla Elementary School during National Children's Book Week. They read books to each class in the school, ranging from kindergarten, to fifth grade, to special education. They also answered questions, signed autographs, and posed for pictures with the students. The players enjoy spending time with the students, as the kids look to them as role models. They are excited to put a smile on a child's face with a hug or an autograph.

Prior to the Tigers' football game against Temple on October 22, every player helped collect money for Red Cross to help aid victims of recent natural disasters. On December 8, Head Coach **Jack Leggett**, along with other Clemson coaches, helped local kids by "Shopping with a Coach" at the Wal-Mart in nearby Central, SC. Clemson players and coaches are making an asserted effort, both on campus and in the community.



Jack Leggett




Stephen Clyne

David Kopp



Jack Leggett



Tillman Hall



Clemson University

Thomas Green Clemson believed that South Carolina needed an institution of higher education dedicated to science and agriculture. With his belief came the foundation that was laid for Clemson Agricultural College. On April 6, 1888, Thomas Clemson died, leaving most of his estate to the state of South Carolina with the purpose of establishing a college that would teach scientific agriculture and the mechanical arts to the young people of South Carolina.

The college formally opened its doors in 1893 with an enrollment of 446 students. As an all-male military school, the college quickly became recognized across the nation as an important part of the national system of state universities and land-grant colleges. In 1955, Clemson became a civilian co-educational college. As the school expanded its academic offerings and research pursuits, the state legislature renamed the college Clemson University in 1964.

Today, Clemson is much more than Thomas Clemson could have ever envisioned. The campus is located on 1,400 acres of beautiful rolling hills on what once was the plantation of former U.S. Vice-President John C. Calhoun. Landmarks such as Fort Hill, the former home of the Clemsons and the Calhouns, Tillman with its clocktower, the statue of Thomas Green Clemson, and the outdoor amphitheater all help retain the air of tradition.

The Clemson Education

- **U.S. News & World Report** ranked Clemson the leading national university in South Carolina (by 20 positions) and #34 among the nation's top public universities. The university's goal is to be one of the top-20 public universities in the nation. Clemson has improved seven positions in the last two years and 38 spots since 1997.
- Clemson features a diverse curriculum; there are 80 undergraduate degree programs and 100 graduate degrees.
- Average class size is 31 students.

General Information

Founded:	1889
Total Enrollment (2004-05):	17,110
Undergraduate Enrollment (2004-05):	13,936
Graduate Enrollment (2004-05):	3,174
Freshman Class Enrollment (2004-05):	3,019
Average SAT of 2004-05 Freshmen:	1,204
Freshmen in Top-10 Percent of Class:	44%
Freshman-Year Retention Rate:	88%
Degrees Awarded in 2004:	3,996
Undergraduate Degree Programs:	80
Graduate School Degree Programs:	100
Faculty Members:	1,258

- Clemson's five different colleges include: Agriculture, Forestry, and Life Sciences; Architecture, Arts, and Humanities; Business and Behavioral Science; Engineering and Science; and Health, Education, and Human Development.
- The Calhoun Honors College strives to enrich the educational experience of highly-motivated, academically-talented students by providing opportunities for scholarship and research not ordinarily available to undergraduates. Established in 1962, Calhoun College is the oldest honors program in South Carolina.
- Clemson University is accredited by the Commission on Colleges of the Southern Association of Colleges and Schools to award the bachelor's, master's, specialist, and doctoral degrees.
- **Kiplinger's Magazine** ranks Clemson #20 among public institutions in its roundup of institutions providing a top-quality education at reasonable prices. The editor also picked Clemson as one of the top public institutions providing the best education dollar for dollar.
- Five programs within the College of Engineering and Science are among the nation's top 50 according to the 2006 edition of **U.S. News & World Report** guide to graduate programs. That includes a #20 national ranking for the school's environmental science program.


- Clemson's six-year graduation rate is 72 percent, 20 points higher than the national average for public universities.
- The Program for Educational Enrichment and Retention (PEER) helped bring Clemson's graduation rate of African-American engineering students to the highest in the nation among predominantly non-historically black schools.
- Clemson's College of Engineering and Science grants more than two-thirds of all engineering degrees in South Carolina and enrolls nearly 75 percent of the state's engineering students.
- Clemson alumni include two recently named United States Ambassadors. David Wilkins, a former All-ACC tennis player, was named U.S. Ambassador to Canada in the summer of 2005. Kristie Anne Kenney was recently named U.S. Ambassador to the Republic of Ecuador.

The Clemson Experience

- Whether its walking to the Hendrix Student Center to have a milkshake, or taking a stroll through the State's Botanical Gardens, or even taking part in a pickup basketball game at Fike Recreation Center, there are plenty of activities for Clemson students when they are not in the classroom.
- Clemson has more than 230 student organizations active on campus, including 23 social fraternities and 14 social sororities. There are organizations related to every course of study, groups such as the Accounting Club and the American Institute of Architects. For students who enjoy writing or photography, **The Tiger**, the campus newspaper, **TAPS**, the university yearbook, and **The Chronicle**, the student variety magazine, are available.
- Located in the University Union are the offices of the student government. Student government gives students the opportunity to influence campus policy.
- Fike Recreation Center, which just completed a renovation and expansion project, has a host of opportunities for students to let off steam through physical activity. Inside Fike is an eight-lane swimming pool, a diving tank, two gyms used for basketball and other activities, various weightlifting facilities, and room for aerobics. Outside Fike are several spacious fields used for the extensive intramural program and for student enjoyment. There are indoor and lighted outdoor tennis courts across the street at the Hoke Sloan Tennis Center.

The Clemson Facilities

- Opened in January of 2000, the Hendrix Student Center is a 108,000 square-foot facility in the heart of Clemson's campus that contains a convenience store, food court, movie theater, hair salon, coffee shop, copy shop, and telecommunications center. The center has 15,000 square feet of meeting rooms and a 2,600 square-foot student lounge. The student center also is the home of the Office of Career Services and Placement, the multicultural affairs department, the student bookstore, the student media, and the University Union.
- The main university library, Robert Muldrow Cooper Library, is situated in the center of campus. The library has become one of the national leaders in automated information retrieval. Its bibliographic records are accessible from anywhere in the world, easing the task of finding information in



Strom Thurmond Institute

its collections, which total more than 1.7 million items. Numerous periodical indexes are housed online and available for automated searching. The collections are particularly strong in agriculture, natural and physical sciences, economics, and technology. Of special interest are the James F. Brynes and Edgar A. Brown Rooms, which have the collections of papers of these statesmen.

- A cornerstone of the University is its computer facilities. Clemson's computer center, which supports student course work and research in all disciplines, is also used by government and industry. The center provides general computing services on a network. Remote sites housing more than 1,600 terminals and 600 microcomputers are located in many different areas of campus. International and national telephone-modem access is also available. Clemson was ranked #31 nationally for wireless computer access for students having the freedom to access the internet on notebook personal computers without a traditional connection (Intel's "Most Wired Campuses" in 2004).
- All students are assigned a user identification code when they enroll, which allows them to use the various mainframe applications, such as electronic mail, job placement service, library card catalog and information databases, and housing and course registration.
- The \$12.5-million Robert Howell Brooks Center for the Performing Arts opened in 1994. The facility brings an exciting array of fine arts productions to the University, while working to make the arts accessible to a new and larger audience.
- The Office of Career Services and Placement can help with planning and finding summer and full-time employment. The office assists in career counseling and planning, searching for a job, preparing resumés, and developing job interview strategies. Resources include staff expertise, books, videotapes, and literature provided by companies and agencies. Clemson has developed one of the best automated placement systems in the country, allowing students to research employers and



Cooper Library

sign up for interviews from any mainframe computer terminal on campus.

The Clemson Faculty

- Clemson's student-to-faculty ratio of 16-to-1 gives the faculty the opportunity to interact with many of the students on a one-on-one basis. Critical thinking, problem solving, creative learning, and self-development are just a few of the characteristics emphasized in the classroom.
- The Clemson faculty includes 33 Fulbright Scholars, and 59 endowed chairs, named professor-

ships, and alumni professorships.

- Faculty members at Clemson come from a wide range of backgrounds. Over 500 institutions of higher learning that promote excellence in teaching, research, and scholarship are represented among the Clemson faculty.
- Over 85 percent hold earned doctoral degrees, the highest degree in their field, and many have achieved special academic recognition. Many have been honored by colleagues and students as master teachers for their excellence in the classroom and by Outstanding Educators of America.
- Sixteen faculty members currently hold National Science Foundation career awards.

The Clemson Student

- In 2000, **TIME Magazine** ranked Clemson its "Public College-of-the-Year."
- Clemson features a competitive student body, and thus a degree that has meaning. The 2004-05 entering freshman class achieved an average SAT score of 1204. It is one of the highest scores ever attained by Clemson's entering students, and again leads the state's public colleges and universities.
- Since 1993, honors students have accounted for more than 10 percent of the freshman class, and 44 percent of 2004-05 incoming freshmen graduated in the top-10 percent of their high school class.
- Clemson has a mentoring program to help students prepare and compete for Rhodes, Truman, Marshall, and Fulbright Scholarships.
- Clemson's total enrollment of 17,110 represents 50 states and 84 foreign countries.
- More than 450 employers interview Clemson students on campus each year through the University's Michelin Career Center.
- The Clemson family includes a mentoring and support network of over 80,000 alumni worldwide.



Hendrix Student Center



Campus Life

Clemson Tiger football players rub Howard's Rock and run down "the Hill" before each home game in what has been called "the most exciting 25 seconds in college football."



This caboose greets visitors to the South Carolina Botanical Gardens. The beautiful 295-acre center features several thousand varieties of ornamental plants.



Clemson University presidents have resided in this house in the heart of campus for over 50 years.



The First Friday Parade, a Clemson tradition since 1974, is held the Friday before the first home football game to celebrate the new season.



President Barker congratulates every Clemson graduate at the commencement ceremonies.



Bowman Field hosts many touch-football games, picnics, and special events. On sunny days, one might mistake the playground for a public beach.





The Walker Golf Course is one of the most picturesque areas of Clemson's campus. It is one of the top courses in the state and features the signature 17th hole, a challenging par three whose green and four accompanying bunkers are in the shape of Clemson's Tiger Paw logo.



With an average year-round temperature of 75 degrees, including 68 degrees during the football season, the Clemson campus scene is enhanced by Lake Hartwell, which borders the campus to the west. Water sports or just a quiet place to relax are in abundance right in your own backyard.



Clemson, SC



The signs on the side of the highway as you enter Clemson say "Clemson: In Season Every Season." From the point of view of most Clemson graduates, the seasons this slogan speaks of are football, basketball, baseball, etc. But a drive through town in the middle of spring, when the azaleas and dogwoods are in full bloom, or a walk through campus in October, when the trees are blazing in the brilliant colors of autumn, will leave little doubt that Clemson is indeed in season, every season.

Nestled in the foothills of the Blue Ridge Mountains and caressed by the shores of the beautiful Lake Hartwell, Clemson is located in the northwestern corner of South Carolina, two hours northeast of Atlanta, GA and two hours southwest of Charlotte, NC. The town may not be one of the state's largest most days, but on many autumn Saturdays, it becomes one of the largest cities, as over 80,000 fans come from all directions to watch the Tigers play football; but the friendly residents of Clemson and the surrounding towns welcome the visitors home each year with a true dose of southern hospitality.

Clemson is steeped in history. The University campus is located on what was Fort Hill Plantation, home of John C. Calhoun, one of the great statesmen of the 19th century, and his son-in-law, Thomas Green Clemson. The house, which was built in 1806, stands in the center of campus and is open to the public. Also on the Clemson campus is a 1716 Lowcountry French Huguenot home (Hanover House), which was transported to Clemson in 1941. Just a mile or so down the road is the Pendleton Historic District, where several other antebellum homes are open to the public. The entire village of Pendleton is on the National Register of Historic Places.

The area boasts a great variety of restaurants, ranging from the downtown barbecue and hamburger spots, to the historic Liberty Hall Inn and Calhoun Corners. Any palate or budget can find something to his or her liking, as more than 50 eating establishments are located in the Clemson/Pendleton/Central area. The area adopts "Clemson Fever," as Tiger Paws are omnipresent on local billboards, entrances, and roadways.

The mild climate of the foothills lends itself to many outdoor activities throughout the year. Clemson has excellent and ample facilities for tennis, golf, fishing, swimming, hiking, whitewater rafting, and other pursuits.

And when one wants to leave the area, they do not have far to go to find whatever they are looking for. Professional sports are only a couple of hours away in Atlanta and Charlotte. Clemson was the home of the NFL's Carolina Panthers for eight regular-season and two exhibition games in 1995.

For sun and fun, it is an easy interstate drive to the coast of South Carolina, to Hilton Head Island, Myrtle Beach, or even historic Charleston. And for those who enjoy cooler climates, the mountains of North Carolina are only an hour's drive away.

Driving Distances to ACC Institutions

Institution	BOC	CU	DUK	FSU	GAT	UMD	MIA	UNC	NCS	UVA	VAT	WFU
Boston College	---	989	715	1314	1094	430	1509	729	722	551	698	795
Clemson	989	---	276	395	129	554	773	273	303	437	303	217
Duke	715	276	---	639	382	266	829	12	29	220	203	80
Florida State	1314	395	639	---	270	880	518	643	614	765	667	584
Georgia Tech	1094	129	382	270	---	660	700	379	409	542	409	322
Maryland	430	554	266	880	660	---	1069	280	270	130	277	346
Miami (FL)	1509	773	829	518	700	1069	---	833	803	1029	902	811
North Carolina	729	273	12	643	379	280	833	---	32	232	200	77
N.C. State	722	303	29	614	409	270	803	32	---	251	230	107
Virginia	551	437	220	765	542	130	1029	232	251	---	143	205
Virginia Tech	698	303	203	667	409	277	902	200	230	143	---	123
Wake Forest	795	217	80	584	322	346	811	77	107	205	123	---

Note: Distances in miles.



Doug Kingsmore Stadium, home of Tiger Baseball since 1970, has a capacity of 5,000. It is located on the west side of the Clemson campus, while the campus is a two-hour drive from Atlanta, Charlotte, and Columbia. The beaches of coastal South Carolina are only four hours away, while the awe-inspiring sights of the Blue Ridge Mountains can be viewed a few miles northwest of Clemson.



Vickery Hall



Vickery Hall

Since its inception in 1991, the five-faceted Student-Athlete Enrichment Program has provided its student-athletes a continued commitment to excellence. Our approach is to address the total student-athlete, and we are committed to coaching our student-athletes to success not only in the athletic arena, but in the academic, personal growth, career, and service arenas as well. As an original member of the NCAA CHAMPS/Life Skills Program, we provide opportunities and services to address the changing needs and skills of student-athletes during college and after graduation.

Clemson University's commitment to provide its student-athletes with the very best of facilities is evident in many ways. From the soaring upper decks of Memorial Stadium, to the "New Littlejohn Coliseum," to the state-of-the-art strength training facility, young men and women from all 19 of Clemson's intercollegiate varsity sports have the very best in facilities for both training and competition.

Vickery Hall is no exception, as the \$3-million structure is as impressive aesthetically as any of the other facilities on Clemson's campus. But its importance to the athletic department is not found in the structure itself, but in the many programs that the building houses.

Vickery Hall opened in the spring of 1991 and was the first facility in the country constructed solely for the all-around academic support of student-athletes. The two-story, 27,000 square-foot building is open all day and into the evening hours to accommodate the student-athletes' extended schedules.

The mission of the Student-Athlete Enrichment Programs is to monitor, guide, and encourage student-athletes to fulfill their long-term goals, and to achieve their academic and career potential.

Academic Commitment

A record 245 student-athletes were named to the honor roll in 2004-05, including a record 121 named to the dean's list for the 2005 spring semester. Eight programs had at least a 3.0 GPA, tying the record for 3.0 teams in a semester. The spring of 2003 marked the only other semester on record that Clemson also had eight programs with at least a 3.0 team GPA. Twelve of the 15 programs showed an improvement in the spring over the fall semester.

The Clemson baseball program set a team record for highest GPA in a single semester during the spring, 2005 semester. The team combined for a 3.00 GPA in the spring and a 2.97 GPA for the 2004-05 school year. A total of 20 players made the honor roll (3.0 GPA or higher) in the spring as well.

The overall GPA for all student-athletes was 2.84, the 21st semester in the last 28 that the overall GPA of student-athletes showed an increase. The year before Vickery Hall opened in 1991, the overall GPA of Clemson student-athletes was 2.33. No other statistic demonstrates the positive influence the program has made since its inception.

Athletic Commitment

Fifteen of Clemson's 19 sports programs advanced to postseason play in 2004-05. The list included six programs (baseball, golf, rowing, women's soccer, men's tennis, women's tennis) who were chosen as a team for NCAA Tourney competition. Four programs had top-25 final rankings, including the baseball (#13) team. The program had 62 All-ACC picks, 14 All-Americans, and seven student-athletes who were named at least academic all-region.

The 2004-05 academic year will be known as the year of the comeback. First, the Clemson football program went from a 1-4 start to a 6-5 finish,



Rebecca Bowman
Associate Athletic Director,
Academic Services



Bobby Douglas
Director of Academic
Services, Baseball

the first time since 1965 that Clemson started 1-4 then finished with a winning season. The Tiger men's basketball team won five of its last eight games to close the regular season and qualified for the NIT. The Tigers then defeated Maryland in the ACC Tourney and took National Champion North Carolina to the final minute. The Tiger

baseball team was just 15-13 at midseason, then won 28 of its last 38 games. Clemson's women's tennis team started the season 5-6, but won 17 of its last 20 games to finish with a 22-9 record and a berth in the Final Four of the NCAA tournament.

Clemson has a history of success when it comes to spring sports. All seven Clemson athletic programs that consider spring competition their traditional season advanced to postseason play. That includes a women's tennis team that reached the Final Four of the NCAA Championships, a baseball team that reached the final game of the Super Regional in Waco, TX, and a men's tennis team that reached the final 32 of the NCAA Tournament. The golf, men's track, and women's track programs all finished in the top 40 of their respective championship meets or final computer polls.

Career Development Commitment

The Career Enhancement Program provides student-athletes an opportunity to fulfill their career aspirations by participating in various career seminars offered by the Vickery Hall staff. The philosophy of this extensive program is to provide student-athletes with job-searching skills and strategies, internships, practical experience, and summer employment. They are designed to address specific career opportunities and acquire information about the student-athletes for each year.

By using resources available to the University, Alumni Center, and the Athletic Department, the staff is working to establish a network of businesses, companies, and executives who will assist with the Summer Employment Assistance Program. The main goal is to provide the student-athletes with job experience and a work history, which he or she can apply to his or her academic discipline.



Kay Bagwell
Administrative Assistant



Wayne Coffman
Athletic Academic Advisor



Maria Herbst
Learning Specialist



Priscilla Kanet
Tutor/Mentor Coordinator,
Athletic Academic Advisor



Leslie Moreland
Career Development,
Athletic Academic Advisor



Ginty Porter
CHAMPS/Life Skills
Coordinator,
Athletic Academic Advisor



Melvin Robinson
Athletic Academic Advisor



Samantha Sweeney
Athletic Academic Advisor

The Career Enhancement Program is coordinated from the academic colleges, the Michelin Career Center, and through the Athletic Department contacts. This program is designed to better prepare Clemson's student-athletes for full-time employment. The program also focuses on resumé writing and interview techniques.

The SAEP Career Enhancement Program has a full-time counselor in Vickery Hall. Unique to our program, the career counselor is a member of the Michelin Career Center staff as well as the Student-Athlete Enrichment staff. This link between athletics and the Michelin Career Center provides student-athletes the most up-to-date information and resources in career development, and preparation for entrance into the job market upon graduation.

Personal Development Commitment

An important program in Vickery Hall that helps student-athletes reach their full potential and engage successfully in their college experience is the Personal Growth and Development Program.

One of the key components of this program is the first-semester freshman transition class designed to assist the student-athlete in making a successful transition into his/her university and athletic life.

All first-semester freshmen attend a semester-long series of workshops targeting the transitional issues of time management, organizational strategies, health and wellness issues, athletic issues, diversity issues, career orientation, and

service training. Throughout the academic year, all student-athletes are required to attend four large-group programs, which focus on pertinent social, health, and athletic issues.

Service Commitment

Providing community and outreach service to student-athletes and the surrounding community by engaging the student-athletes in hands-on interactive programs is an important aspect of the Student-Athlete Enrichment Programs. The staff of SAEP coordinates various activities each year to engage student-athletes in community outreach projects along with academic programs.

Another aspect of the service commitment is that of community service. The purpose of community service is to allow the student-athletes to become involved with the happenings of the community while giving back at the same time. Each year, every team is required to perform at least two community outreach projects. Recently implemented was a new community service program entitled "Success Away From the Game."

The purpose of this program is to combine student-athletes of different sports in community outreach programs. By taking this step, each outreach program participates, thus creating a



The Dick Hendley Computer Lab is an area of Vickery Hall that makes it one of the best facilities of its kind.

diverse group of athletes with new and different ideas. At the end of each academic year, six different student-athletes who have demonstrated outstanding commitment and contributions to the community are recognized as the Top Six by the ACC.

To assist our student-athletes in becoming effective service leaders and communicators, we provide service and speaking training, which anticipates the demands placed on a student-athlete when he/she might be speaking with a group of young people or with members of the media.

Academic Programs

College of Agriculture, Forestry, & Life Sciences

- Agricultural & Applied Economics (BS)
 - Agricultural Economics, Community & Economic Development
- Agricultural Education (BS)
- Agricultural Mechanization & Business (BS)
- Animal & Veterinary Sciences (BS)
 - Dairy Business, Equine Business, Food Animal Business, Poultry Business, Preventerinary Science
- Aquaculture, Fisheries, & Wildlife Biology (BS)
- Biochemistry (BS)
- Biological Sciences (BA, BS)
- Biosystems Engineering (BS)
- Environmental & Natural Resources (BS)
 - Conservation Biology, Natural Resource & Economic Policy, Natural Resources Management
- Food Science (BS)
 - Food Science & Technology, Nutrition & Dietetics
- Forest Resource Management (BS)
- Horticulture (BS)
- Microbiology (BS)
 - Molecular Biology
- Packaging Science (BS)
- Preprofessional Health Studies (non-degree)
 - Preallied Health, Premedicine, Preoccupational Therapy, Prepharmacy, Prephysical Therapy, Prephysician Assistant, Prerehabilitation Sciences, Preveterinary Medicine
- Turfgrass (BS)

College of Architecture, Arts, & Humanities

- Architecture (BA)
- Communication Studies (BA)
- Construction Science & Management (BS)
- English (BA)
- History (BA)
- Landscape Architecture (BLA)
- Language & International Trade (BA)

- Applied International Economics, International Trade, Textiles, Tourism
- Modern Languages (BA)
- Philosophy (BA)
- Production Studies in Performing Arts (BA)
 - Music, Theatre
- Visual Arts (BFA)

College of Business & Behavioral Sciences

- Accounting (BS)
- Economics (BA,BS)
- Financial Management (BS)
- Graphic Communications (BS)
- Industrial Management (BS)
- Management (BS)
- Marketing (BS)
- Political Science (BA,BS)
 - General Political Science, Political Economy, Public Administration, Public Policy
- Psychology (BA,BS)
- Sociology (BA,BS)

College of Engineering & Science

- Bioengineering (BS)
- Biosystems Engineering (BS)
 - Agricultural Engineering, Applied Biotechnology, Natural Resources & Environment
- Ceramic & Materials Engineering (BS)
- Chemical Engineering (BS)
- Civil Engineering (BS)
- Computer Engineering (BS)
- Electrical Engineering (BS)
- Engineering Graphics (BS)
- Environmental Engineering & Science (BS)
- Industrial Engineering (BS)
- Mechanical Engineering (BS)
- Chemistry (BA,BS)
- Computer Information Systems (BS)

- Computer Science (BA,BS)
- Geology (BA,BS)
 - Engineering Geology, Environmental Geology
- Mathematical Sciences (BA,BS)
 - Biology, Computer Science
- Physics (BA,BS)
 - Biophysics
- Polymer & Textile Chemistry (BS)
- Textile Management (BS)

College of Health, Education, & Human Development

- Agricultural Education (BS)
- Early Childhood Education (BA)
- Elementary Education (BA)
- Mathematics Teaching (BS)
- Science Teaching (BS)
 - Biological Sciences, Earth Sciences, Mathematics, Physical Sciences
- Secondary Education (BA)
 - English, History & Geography, Mathematics, Modern Languages, Political Science & Economics, Psychology & Sociology
- Special Education (BA)
- Technology & Human Resource Development (BS)
 - Customized Training & Development, Human Resource Development, Industrial Technology Education, Vocational-Technical Education
- Health Science (BS)
 - Health Information Systems, Health Promotion & Education, Health Systems Research, Preprofessional Health Studies
- Nursing (BS)
- Parks, Recreation, & Tourism Management (BS)
 - Community Leisure Services, Park & Protected Area Management, Professional Golf Management, Sport Management, Therapeutic Recreation, Travel & Tourism



President James F. Barker



Clemson University President James F. Barker came to the office in 1999 with a clear vision of Clemson's future. A 1970 Clemson University graduate, Barker has established a goal of making the university one of the nation's top-20 public univer-

sities - an institution that draws outstanding faculty and students, provides an unmatched academic experience, and helps drive the state's economic development.

Clemson has made significant strides in this area and reached a #34 ranking among public institutions according to **U.S. News & World Report** in 2006. That represents a five-position jump in the last three years and a 38-position improvement since 1997.

"South Carolina needs a top-tier research university, and our students deserve to have access to a top-tier education without leaving their home state," he said. "Building Clemson's academic, research, and service programs to the level where we can compete with anyone will benefit our state, our students, and our alumni."

Clemson, already South Carolina's top-ranked public university, is making strides toward that goal. During Barker's presidency, the university has:

- been recognized as **TIME Magazine's** Public College-of-the-Year;
- developed an academic strategic plan with eight emphasis areas aligned with the state's economic needs;
- implemented an enrollment management plan to protect the quality of classroom teaching and allow for more student/faculty interaction;
- redesigned the general education curriculum to focus on learning outcomes, and give undergraduates more opportunities for study abroad, service-learning, and research activities;
- more than doubled external research funding; and
- completed Clemson's largest capital campaign.

Working with private industry and state leaders, Barker also has steered Clemson into a greater economic development role. In a span of just six months, Clemson broke ground for the Clemson University International Center for Automotive Research (Clemson-ICAR) in nearby Greenville, SC, dedicated a state-of-the-art biosystems research com-

Building a Future for Clemson



plex, and constructed a state-of-the-art Advanced Materials Research Laboratory at the Clemson Research Park. All three projects represent substantial investment in areas related to South Carolina's most promising economic clusters.

Barker also is becoming a leading voice in higher education in South Carolina and beyond. He chaired the Commission of the Southern Association of Colleges and Schools, the regional accrediting body, during a period that included the search for a new president, and served as chair of the ACC Council of Presidents for three consecutive years, including the 2003-04 academic year when he was significantly involved in the expansion of the league with the addition of Boston College, Miami (FL), and Virginia Tech.

He also has earned recognition as a community leader, receiving South Carolina's Order of the Palmetto, induction into the Boys & Girls Club Hall of Fame, the Greater Greenville (SC) Chamber of Commerce's Buck Mickel Award for Business and Community Leadership, and **Anderson Independent-Mail's** "Pointing the Way" Leadership Award for Community Service.

Barker earned his bachelor of architecture degree from Clemson University in 1970 and his master of architecture and urban design degree from Washington University in Saint Louis, MO in 1973. Before returning to Clemson in 1986 to serve as dean of the College of Architecture, he was dean of the School of Architecture at Mississippi State University. In 1995, Barker became dean of the new College of Architecture, Arts, and Humanities, which was created after a comprehensive re-organization. The college has received national attention as a new model in education.



Jim & Marcia Barker

Barker's Goals By 2010

Academics, Research, & Service

1. Excel in teaching, at both the undergraduate and graduate levels.
2. Increase research and sponsored programs to exceed \$100 million a year in research support.
3. Set the standard in public service for land-grant universities by engaging the whole campus in service and outreach, including a focus on strategic emphasis areas.
4. Foster Clemson's academic reputation through strong academic programs, mission-oriented research and academic centers of excellence, relevant public service, and highly-regarded faculty and staff.
5. Seek and cultivate areas where teaching, research, and service overlap.

Campus Life

1. Strengthen our sense of community and increase our diversity.
2. Recognize and appreciate Clemson's distinctiveness.
3. Create greater awareness of international programs and increase activity in this area.
4. Increase our focus on collaboration.
5. Maintain an environment that is healthy, safe, and attractive.

Clemson's National Reputation

1. Promote high integrity and professional demeanor among all members of the University community.
2. Establish a Phi Beta Kappa chapter.
3. Have at least two Clemson students win Rhodes Scholarships.
4. Send student ensembles to perform at Carnegie Hall.
5. Have at least two Clemson faculty members win recognition by national academies.
6. Publicize both national and international accomplishments of faculty, staff, and students.
7. While maintaining full compliance, achieve notable recognition with another national football championship, two championships in Olympic sports, and two Final Four appearances in basketball.

Educational Resources

1. Campaign goal surpassed by 40 percent.
2. Rededicate our energy and resources to improving the library.
3. Increase faculty compensation to a level competitive with top-20 public universities.
4. Increase academic expenditures per student to a level competitive with top-20 public universities.
5. Manage enrollment to ensure the highest quality classroom experiences.

Student Performance

1. Attract more students who are ranked in the top-10 percent of their high school classes and who perform exceptionally well on the SAT/ACT.
2. Promote high graduation rates by increasing freshman retention, meeting expectations of high achievers, and providing support systems for all students.
3. Promote excellence in advising.
4. Increase the annual number of doctoral graduates to the level of a top-20 public research university.
5. Improve the national competitiveness of graduate student admissions and financial aid.

Barker, Clemson's 14th President, is a recipient of the National Distinguished Professor Award of the Association of Collegiate Schools of Architecture and served as president of that association. He was also named Fellow of the American Institute of Architects.

The Barkers, Jim and Marcia, have a son and daughter-in-law, Jacob and Rita Bolt Barker, and another son, Britt.

Athletic Director Dr. Terry Don Phillips



Clemson Athletic Director Dr. Terry Don Phillips is known for his love of Tiger traditions, spirit, and pride, deemed Solid Orange. Yet his deep satisfaction comes with what a united Clemson strength of mind brings, "a reality toward building a model program that can compete at the highest levels in all sports."

As visible as the statewide "orange outbreak" of Tiger faithful that Phillips promotes, a towering mark of his mission emerged this year when his plan for the WestZone expansion of Memorial Stadium progressed to near round-the-clock construction. As has been his style for over 25 years in all aspects of athletic administration, his focus is on enhancing the infrastructure in a deliberate, quality manner.

"There's nothing worse than trying to maintain status quo," said Phillips, who became Clemson's 10th athletic director on July 1, 2002. That motto has been a basic tenet that has characterized his career as an administrator and his pursuit to develop Clemson into a model athletic program in the 21st century. His beliefs are in line with the University's overall goal of making Clemson one of the top-20 public universities in the nation.

His resolve comes from a unique balance of experience in nearly every phase of college athletics, as well as a devotion to higher education that includes both a doctorate and law degree. He remains a classroom presence by teaching a Sports Law section for Clemson's Department of Accountability and Legal Studies. In addition, Phillips is chair of the NCAA Division I Infractions Appeals Committee, which serves the appellate role for all university and individual appeals arising from the Committee on Infractions.

Those influences are obvious in his strategic plan for Clemson Athletics, which provides for a model program that can compete at the highest levels with academic integrity, concern for the student-athlete, financial responsibility, and in full compliance.

Steady strides have been made toward these goals through facility improvements and the development of concepts that will serve the entire program, starting with the current endzone expansion at Memorial Stadium. This past fall, the facility featured new lockerrooms for both teams and a new video scoreboard. In 2006, 1,000 premium club seats will open and create a vital new revenue stream for future facilities.

After the completion of the club seats, plans call for a new comprehensive football building at Memorial Stadium. It will benefit the entire department, as it will create additional updated facilities in the McFadden Building for Clemson's Olympic sports program. A "One Clemson Center" will also be constructed to showcase the history of Clemson University, including its military and athletic heritage.

Since Phillips' arrival at Clemson, many highlights toward being a model program have occurred on the field as well, beginning with Clemson's first-ever national championship in golf. His second year included an incredible run on the gridiron to end the season, as Tommy Bowden's Tigers defeated #3 Florida State in November and #6 Tennessee in the Peach Bowl. The women's tennis team was one of three programs to win ACC Championships in the same weekend and advanced to the Final Four of the NCAA Tournament, the first women's athletic team in Clemson history to reach the Final Four in any postseason tournament. Nancy Harris' team duplicated the accomplishment in 2004-05.

In the most recent school year, 15 of Clemson's 19 sports programs advanced to postseason play. The list included six which were chosen for NCAA Tournament competition (baseball, golf, rowing, women's soccer, men's tennis, women's tennis). The Tiger sports program had 62 All-ACC selections, 14 All-America selections, and seven student-athletes who were named at least academic all-region.

In terms of personnel, Phillips made national news when he hired Oliver Purnell as Clemson's head basketball coach in 2003. Purnell has had a history of rejuvenating basketball programs, and it appears he is continuing that trend at Clemson. He led the Tigers to postseason play in 2004-05, their first postseason appearance in six years.

Phillips also enhanced his department's diversity by naming former NCAA Administrator Phil Grayson and former Clemson All-America football player Jeff Davis to athletic director positions. He also promoted Barbara Kennedy-Dixon, one of the greatest ACC women's basketball players in history, to the associate athletic director/senior women's administrator position when Linda White retired in 2005.

Clemson has also continued to raise standards when it comes to the school's overall mission of academics. In the spring of 2005, a record 245 student-athletes were named to the Academic Honor Roll, including a record 121 who were named to the

President's List. Additionally, a record-tying eight athletic programs had over a 3.0 semester GPA.

Excellence in academics has been a constant on his resumé. He has an undergraduate degree from Arkansas (1970), a master's from Virginia Tech (1974), a doctorate from Virginia Tech (1978), and a law degree from the Arkansas School of Law (1996). He is a member of the Arkansas Bar, American Bar Association, and the Sports Lawyers Association.

From an experience standpoint, Phillips has worked in nearly all phases of college athletics. He coached on the football staff at Virginia Tech, supervised spring sports and student-athlete enrichment at Florida, handled athletic fundraising and facility enhancement at Missouri and Arkansas, and had 15 years experience as an athletic director, including 13 at the Division I level, prior to his appointment at Clemson, coming from Oklahoma State.

Football was transformed from a perennial losing status, defeating Oklahoma during five of the eight years he was associated with Oklahoma State. For this, he received the National Football Foundation Oklahoma Chapter Outstanding Contribution to Amateur Football Award in 2002.

When it came to success on the field and in the classroom, OSU's programs were among the best in the Big 12. The achievements of the Cowboy program during his tenure (1994-02) included a pair of national titles in men's golf, a men's basketball Final Four, two trips to the College World Series, 13 Big 12 titles, and 11 individual national championships. It had 53 academic All-Americans as well.

Before leading Oklahoma State, Phillips served as senior associate athletic director at Arkansas from 1988-94. He ran the daily operations and had oversight of facility projects for the men's programs, and was president of the Razorback Foundation.

Phillips was athletic director at Liberty (1980-81) and Louisiana-Lafayette (1983-88). He was also an assistant athletic director at Missouri (1981-83), and began his administrative career in 1979 as an assistant athletic director at Florida.

Phillips began his career in college athletics coaching football. He started as a graduate assistant at Arkansas from 1970-71. He moved on to Virginia Tech as an assistant coach from 1971-78 before joining the ranks of athletic administration.

Winning has been on his resumé since his playing days. At Arkansas, he lettered on three Frank Broyles teams (1966,68,69). The Razorbacks were 27-5 in those three years and played in two Sugar Bowl games.

In addition to Phillips' leadership with the NCAA Infractions Appeals Committee, he also works with the NCAA certification program. He currently serves on several ACC Committees: Finance Committee, chair of the Committee on Infractions and Penalties, Television Committee, the Men's Basketball Committee, and the Football Committee.

Phillips has two children, John Dennis (28) and Sarah-Jane (25), and three stepchildren, Meagan (16), Marshall (14), and Madison (12). His wife Tricia is a graduate of the University of Missouri School of Journalism, and earlier enjoyed a career in athletics and development. She is now active in the Clemson and Seneca communities.



Marshall, Meagan, Madison, Tricia, and Terry Don Phillips



Athletic Department Staff

2006 CLEMSON BASEBALL



David Abernethy
Assistant Strength Training
Director



Rick Bagby
Video Services Director



Roberta Balliet
Administrative Assistant,
Baseball



Joey Batson
Strength Training Director



Sam Blackman
Senior Associate Sports
Information Director



Tim Bourret
Assistant Athletic Director,
Sports Information



Dr. Larry Bowman
Team Orthopedic Surgeon



Rebecca Bowman
Associate Athletic Director,
Academic Services



Donna Bullock
Assistant Athletic Trainer



Charlie Bussey
Tiger Letterwinners Association
Coordinator



Steve Coleman
Information Technology
Consultant



Bill D'Andrea
Senior Associate Athletic
Director, External Affairs



Jeff Davis
Assistant Athletic Director,
Major Gifts



Jim Davis
Assistant Athletic Director,
Fundraising



Bobby Douglas
Director of Academic Services,
Baseball



Mike Echols
Supervisor of Athletic Grounds,
Baseball Field Manager



Stephanie Ellison
Assistant Athletic Director,
Compliance Services



Louis Garmendia
Website Coordinator



Wayne Gibson
Ticket Office Assistant



Phil Grayson
Associate Athletic Director,
Compliance Services



Larry Greenlee
Assistant Strength Training
Director



Henry Guess
Assistant Video Services
Director



David Helms
Assistant Strength Training
Director



Bert Henderson
IPTAY Executive Director



Brian Hennessy
Assistant Sports Information
Director, Baseball



Van Hilderbrand
Associate Athletic Director,
Event Manager



Katie Hill
Senior Associate Athletic
Director, Internal Affairs



Dr. Cecil Huey
NCAA Faculty Representative



Dr. Loreto Jackson
Performance Coordinator



Les Jones
Associate Athletic Director,
Capital Improvements

Athletic Department Staff

2006 CLEMSON BASEBALL



Barbara Kennedy-Dixon
Associate Athletic Director,
Senior Women's Administrator



Chad Lampman
Assistant Video Services
Director



Christine Long
Assistant Sports Information
Director



Bob Mahony
IPTAY Associate Executive
Director



Tim Match
Associate Athletic Director



Tina Middleton
Assistant Ticket Manager



Matt Money
Supervisor of Athletic Facilities



Danny Poole
Director of Sports Medicine



Dwight Rainey
Senior Associate Athletic
Director



Jerome Razayeski
Assistant Athletic Trainer



Abe Reed
Assistant Equipment Manager



Dr. Len Reeves
Team Physician



Robert Ricketts
Associate Athletic Director,
Facilities & Grounds



Jess Rigler
Compliances Services
Coordinator



Josh Runion
Assistant Equipment Manager,
Baseball



John Seketa
Assistant Athletic Director,
Promotions



Philip Sikes
Assistant Sports Information
Director



Bobby Skelton
Ticket Manager



Alphonso Smith
Equipment Manager



Lynn Sparks
Director of Sales



Rob Stephenson
IPTAY Assistant Executive
Director



Robbie Stewart
Assistant Athletic Trainer



Gary Wade
Assistant Athletic Director,
Facilities



Joann West
Assistant Ticket Manager



Mike Wilson
Assistant Equipment Manager



Kyle Young
Administrative Assistant

Mission Statement

The Department of Athletics offers nationally prominent athletic programs. Through a dedicated commitment to educational interests, a competitive athletic program, and integrity in all areas, the student-athletes, coaches, and staff strive to bring credit and recognition to Clemson University.

The mission of the Athletic Department is to sponsor a broad-based athletic program that provides educational and athletic opportunities for young men and women to grow, develop, and serve the interests of Clemson University by complementing and enhancing its diversity and quality of life.

Furthermore, the Athletic Department seeks to be a source of pride for the citizens of the State of South Carolina and to be recognized as a nationally prominent program, through consistently high levels of performance and accomplishment in athletic competitions.

The Athletic Department strives to develop student-athletes academically and athletically with the total commitment of aiding their efforts to graduate from Clemson University and advance to careers that will enable them to be productive members of society.

The Athletic Department will act in an ethical and honest manner, dedicated to compliance with all Federal, State, NCAA, Conference, and University rules and regulations.



NCAA Compliance

This brief NCAA rules education is aimed at outlining basic recruiting rules to help potential student-athletes and parents better understand the process. Clemson University is committed to recruiting and conducting our athletic program with the highest level of integrity. If you have any questions about NCAA rules or regulations, please contact Clemson's compliance services at (864) 656-1580 or through our website at ClemsonTigers.com and click on compliance. You can also visit the official website of the NCAA at NCAA.org.



Phil Grayson
Associate Athletic Director,
Compliance Services



Stephanie Ellison
Assistant Athletic Director,
Compliance Services



Jess Rigler
Compliance Services
Coordinator

or you can visit www.NAAClearinghouse.net for more information.

Evaluation - College coaches will evaluate a prospect's athletic and academic credentials. When evaluating, the coach will not have contact with a prospect unless it is during a contact period.

Home Visit - During the contact period, a senior prospect may invite college coaches to his home to meet his parents, and to talk in detail about the baseball program and academic offerings at any college the prospect is considering.

Prospect - Any student who has entered the ninth grade. Once they become a prospect, NCAA rules specifically define how college coaches can interact with them.

Receiving Mail - When a prospect is in the ninth and 10th grades, NCAA rules allow Clemson to mail only a questionnaire and summer-camp brochure to a prospect. After September 1 of a prospect's junior year, Clemson coaches can provide a prospect with the following: write personalized letters, and send a media guide, copies of newspaper articles, and a schedule card.

Recruiting - A term used to describe the process of acquainting a prospect with a college and the coaches of that college who are striving to learn more about a prospect. Only coaches can recruit - no one else can try and persuade a prospect to play sports at a particular college.

Telephone - Clemson baseball coaches may telephone a prospect, or a prospect's relatives or legal guardians during March of a prospect's junior year in high school. Subsequent calls may not be made before July 1 following the completion of the prospect's junior year. Thereafter calls may not be made more than once per week.

Frequently Asked Questions

- **Are a prospect's parents invited for an official visit?** Yes. NCAA rules allow a school to provide lodging and meals for parents or legal guardians who accompany their child on an official visit. NCAA rules do not allow schools to provide transportation for parents unless they accompany the prospect.
- **Can a prospect visit Clemson anytime during his high school career?** Yes. A prospect can call any of the Clemson coaches to set up an

Contact Information

Compliance Services Phone: (864) 656-1580
Compliance Services Fax: (864) 656-1243
Grayson Office Phone: (864) 656-0396
Grayson Email: pgrayso@clemson.edu
Ellison Office Phone: (864) 656-7163
Ellison Email: saellis@clemson.edu
Rigler Office Phone: (864) 656-6582
Rigler Email: jrigler@clemson.edu
Compliance Address: P.O. Box 31;
 Clemson, SC 29633
Overnight Address: 100 Perimeter Road;
 Jervy Athletic Center; Clemson, SC 29634
Compliance Website:
 .. ClemsonTigers.com/Compliance/clem-Compliance.html

unofficial visit. He can attend a game and talk with the Tiger coaches, and it does not count as a contact when it is on Clemson's campus. There are times a prospect cannot visit - NCAA rules refer to them as "dead periods," and coaches will not schedule to meet with a prospect during that time period.

- **Can IPTAY members help recruit me?** No. NCAA rules are clear that only coaches can telephone, contact, and evaluate a prospect. Only college coaches can offer unofficial and official visits.
- **Is the prospect's high school coach invited for an official visit?** NCAA rules are such that high school coaches may not be provided any expenses for official visits.
- **What is a National Letter of Intent (NLI)?** It is like a contract in that a prospect and his parents sign a promise that the prospect will attend a particular institution. In return, that college promises a prospect financial aid. A prospect can sign his senior year. There is an early signing period in November and another one in April of the prospect's senior year. Once the prospect signs the letter of intent, he cannot be recruited by any other school, and it is binding for the prospect's first year in college.
- **What is an official visit?** After September 1 of a prospect's senior year, he can take five official visits, which are expense-paid. Before the visit, the prospect must present a high school transcript and proof of an SAT, ACT, PACT, or PSAT test. Official visit invitations are extended by Clemson coaches only.
- **What is IPTAY?** IPTAY is an organization of Clemson fans. The fundraising organization was the first of its kind in the nation. It generates financial support for the athletic department, and it is the best in the country! It has over 23,000 members.
- **What is the NCAA Clearinghouse?** It is the agency that certifies a prospect's eligibility for NCAA Division I and Division II. A prospect should register with the NCAA Clearinghouse at the beginning of his senior year in high school. Applications are available in the prospect's high school guidance office. Cost is \$32.



Omaha Challenge

2005 Fall Omaha Challenge

In the fall of 1998, Head Coach **Jack Leggett** conceived a competition to test his players and help them reach their strength goals. The contest was named "Omaha Challenge." Its purpose is to serve as an intense form of evaluation to measure muscular endurance, mental toughness, and develop team unity using a variety of resistance, agility, and conditioning tests.

Before the 2006 season, the fielders competed against each other, as did the pitchers. The fielders performed the dumbbell bench press (65 pounds), pullups, sled pull, "Hercules Hold," 120-yard "Omaha Shuttle," "Omaha Four-Lapper" (2.2 miles), and agility circuit. The pitchers performed in the same events as the fielders, except the pitchers did a 55-pound dumbbell bench press.

Senior third-baseman **Herman Demmink** captured the fielders' competition for the fourth year in a row with 2,746 points, over 534 points more than the closest fielder. Junior righthander **Jason Berken** won the pitchers' event, totaling 2,469 points.

Fielders

Rk	Player	Points
1.	Herman Demmink ..	2,746
2.	John Ingram	2,211
3.	Tyler Colvin	2,102
4.	D.J. Mitchell	2,084
5.	Ben Hall	1,987
6.	Andy D'Alessio ..	1,923
7.	Taylor Harbin ..	1,922
8.	Marquez Smith ..	1,910
9.	Jameson Smith ..	1,891

Dumbbell Bench Press

Herman Demmink 37

Pull Ups

Herman Demmink 51

Sled Pull

Andy D'Alessio 35.4

Hercules Hold

D.J. Mitchell 159

Omaha Shuttle

D.J. Mitchell 93.2

Omaha Four-Lapper

Herman Demmink .. 12:25

Agility Circuit

Herman Demmink .. 99.8

Pitchers

Rk	Player	Points
1.	Jason Berken ..	2,469
2.	Drew Fiorenza ..	2,380
3.	Matt Vaughn	2,191
4.	Stephen Faris ..	2,182
5.	David Kopp	2,163
6.	P.J. Zocchi	2,094
7.	Stephen Clyne ..	2,084
8.	Daniel Moskos ..	2,077
9.	Alex Martin	2,048

Dumbbell Bench Press

Jason Berken 40

Pull Ups

Jason Berken 26

Sled Pull

Drew Fiorenza 33.7

Hercules Hold

David Kopp 110

Omaha Shuttle

Drew Fiorenza 99.0

Omaha Four-Lapper

P.J. Zocchi 12:53


Agility Circuit

Drew Fiorenza 102.8

Team Standings

Rk	Team	Points
1.	Demmink	16,583
2.	Berken	16,372
3.	Leggett	15,904
4.	Storrer	15,202

Overall Team & Individual Champions




For the fourth year in a row, third-baseman **Herman Demmink** (right picture) won the Omaha Challenge competition with 2,746 total points. His team also captured the team title.

Individual Event Champions



Jason Berken
Dumbbell Bench Press • Overall
40 reps




Herman Demmink
Pull Ups • Overall
51 reps



Drew Fiorenza
Sled Pull • Overall
33.7 seconds



Andy D'Alessio
Sled Pull • Fielders
33.7 seconds



D.J. Mitchell
Hercules Hold • Overall
159 seconds



P.J. Zocchi
Omaha Four-Lapper • Pitchers
12 minutes, 53 seconds

How
Badly
Do You
Want It?



Athletic Facilities

Jervey Athletic Center

The Jervey Athletic Center, named in honor of one of Clemson's most beloved sons, Frank Johnstone Jervey, is a two-level complex that is the home of the University's intercollegiate athletic program.

The 67,000 square-foot building houses under one roof offices for all of the coaching and related staffs for Clemson's sports, a unique feature that places the center among the most modern of its kind anywhere. These offices are centrally located on the main level and recently had a \$500,000 renovation.

Within the complex is all of the personnel and related facilities needed to conduct an effective, top-flight intercollegiate athletic program.

Beneath the main floor are dressing rooms for the varsity sports. Other facilities on this level include coaches' dressing rooms, a spacious training room, sauna and steam rooms, and an athletic equipment room.

Attached to and complementing the administrative-coaching personnel building is a two-level, multi-purpose structure of 29,000 square feet. The upper level of this building is where the Jervey Gym is located. The Jervey Athletic Center provides student-athletes with the most modern and up-to-date facilities in the country. It is one reason the Clemson athletic program is recognized as one of the best in America.

Strength Training Room

One of the most important facilities on the Clemson athletic landscape is the strength training facility. Located in the Jervey Athletic Center, it has continued to keep up with one of the most progressive areas in college sports. Head Strength Training Director Joey Batson, who is in his ninth year as Clemson's director, makes sure Tiger student-athletes in all sports are ready for competition physically.

In the summer of 2004, he oversaw a third major facility enhancement. When he came to Clemson, the facility covered only 11,000 square feet. It has continued to grow and now covers nearly 15,000 square feet. It is one of the most modern all-around facilities in the country.

The following improvements were made:

- state-of-the-art sound system
- 10 flat-screen plasma televisions
- state-of-the-art ventilation system
- new lighting system
- 10 new multi-functional Clemson power racks
- Mondo-rubber flooring throughout the entire weightroom
- new orange upholstery on all weightlifting equipment
- new paint on surrounding walls and columns
- carpeting in entrances and offices
- front entrance drop ceiling
- metal overlay for awards displays
- reconstruction of entryway walls

The plush atmosphere provides an interesting contrast to the physical exertion that takes place within the strength training facility. When a Clemson student-athlete enters the etched-glass doors, he is greeted by nearly \$700,000 worth of state-of-the-art equipment.

Ten plasma televisions are positioned throughout the facility, and are used for training and instruc-



Clemson has a training facility with top-of-the-line equipment, including an aquatic center used to enhance rehabilitation.

tion, as strength coaches film athletes and work with them on their form.

Clemson has a staff of four full-time coaches, including Head Baseball Strength Coach David Helms, four graduate assistant coaches, and numerous student assistant coaches who ensure a Tiger baseball player receives as much individual attention as possible. Training programs are position specific, and are designed to meet the specific needs of each student-athlete.

Batson is one of the most highly-regarded strength coaches in the country. In his eight years directing the program, he has coached 11 strength All-Americans. He is a major reason Clemson has reached the NCAA Tournament in all eight seasons. Also, seven of his assistants at Clemson are now strength training directors at NFL or college programs.

Athletic Training Room

The athletic training room is one of the fine facilities in the Jervey Athletic Center. It is run by Danny Poole and it houses all of the latest training equipment. Poole heads up a staff of four full-time individuals with decades of experience. This professional staff, 15 students and 11 graduate student trainers, gives athletes the best possible care.

The training room underwent renovations in the summer of 2004, making it one of the top facilities in the nation. Along with the cosmetic improvements, additions were made, including a hydrotherapy area, hot and cold jacuzzis, and a treatment tank with an underwater treadmill.

The training room retained its whirlpools, isokinetic testing machine, numerous stationary bikes, upper-body exerciser, Stairmaster, and all the latest devices for all kinds of treatment. Doctors have offices and an orthopedic examining room, and there is a conference room and a library. There are staff members present from 7:00 AM until late in the evening, and doctors staff the room daily from 1:30 PM until closing and are available at all hours for special situations.

Clemson's spacious strength training facility features the very best equipment, supervision, and atmosphere.



Grounds Crew

Doug Kingsmore Stadium's playing surface is one of the best in the country thanks to the dedication of many members of the Clemson Grounds Crew. Mike Echols, Supervisor of Athletic Grounds for the past five years and former Tiger golfer (1981-83), heads up the team that was recently honored.

In January of 2005, the American Baseball Coaches Association and Turf Athletics awarded Echols and the grounds crew, which includes many volunteers, as having the best collegiate baseball field in the country based on their exemplary infield and turf maintenance programs. Clemson received a crystal trophy recognizing its excellence in maintenance, one ton of Turf MVP sports field conditioner, and \$400 designated for field maintenance equipment.

"Mike and his staff exemplify what Clemson is all about," said Head Coach Jack Leggett. "They exhibit tremendous pride and a never-ending work ethic."

"We play on many fields and are familiar with a lot of grounds crews. But our players and coaches always comment that we have the best. The pride in their work is far above any I've ever seen. Our players, coaches, and fans appreciate their dedication to Clemson Baseball and our facility."



2006 Grounds Crew – Front Row (L-R): Steven Long, Ray Hubbard, Don Garrett, Mike Echols, Matt Money, Weston Scroggs, Byron Guffee, Lee Williams. Back Row: Ray McCauley, William Motts, Brad Young, Thomas Latimer, Leigh Townsend, Jason Anthony, Greg Burgess. Not Pictured: John Gambrell, Matthew Gilliard, Mark Hendricks, Dr. Bert McCarty, Bud Sarvis.



Don Garrett



Dr. Bert McCarty


Ray Hubbard



Ray Hubbard



Byron Guffee



Mike Echols



Doug Kingsmore Stadium

Former Clemson baseball star and Board of Trustees Emeritus Doug Kingsmore gave the Clemson athletic department a \$1 million gift towards renovation of Clemson's baseball stadium, formerly known as Tiger Field. George Bennett, former executive director of IPTAY, made the announcement in 2000. Bennett also announced that the facility would be called Doug Kingsmore Stadium.

And during the 2002 and 2003 off seasons, Doug Kingsmore Stadium underwent radical renovations. Over \$5 million was spent to make the facility among the best in the nation.

Year-By-Year Record

Year	ACC	Pct.	Overall	Pct.
1970	10-1	.909	20-1	.952
1971	6-1	.857	17-6	.739
1972	4-1	.800	12-3	.800
1973	3-1	.750	8-7	.533
1974	6-1	.857	13-3	.813
1975	7-1	.875	18-2	.900
1976	7-0	1.000	15-4	.789
1977	6-2	.750	23-4	.852
1978	6-0	1.000	24-2	.923
1979	5-0	1.000	17-2	.895
1980	7-2	.778	25-6	.806
1981	7-0	1.000	17-9	.654
1982	7-1	.875	21-7	.750
1983	4-1	.800	16-5	.762
1984	6-2	.750	21-10	.677
1985	5-0	1.000	16-9	.640
1986	6-2	.750	23-7	.767
1987	8-2	.800	30-6	.833
1988	11-0	1.000	30-2	.938
1989	7-1	.875	27-5	.844
1990	8-2	.800	26-5	.839
1991	10-1	.909	31-1	.969
1992	10-2	.833	27-4	.871
1993	4-6	.400	23-8	.742
1994	11-1	.917	28-5	.848
1995	11-1	.917	33-1	.971
1996	9-3	.750	34-8	.810
1997	9-2	.818	28-5	.848
1998	9-2	.818	33-6	.846
1999	9-3	.750	25-7	.781
2000	10-2	.833	37-5	.881
2001	10-2	.833	27-8	.771
2002	7-5	.583	36-9	.800
2003	9-3	.750	27-6	.818
2004	10-2	.833	23-9	.719
2005	11-4	.733	25-7	.781
Totals	275-60	.821	856-194	.815

Clemson vs. ACC at Doug Kingsmore Stadium

Team	W-L	Pct.
Duke	36-5	.878
Florida State	14-7	.667
Georgia Tech	23-11	.676
Maryland	48-1	.980
Miami (FL)	3-0	1.000
North Carolina	36-9	.800
N.C. State	33-13	.717
South Carolina	2-1	.667
Virginia	42-6	.875
Wake Forest	38-7	.844
Totals	275-60	.821

Note: Only includes record while opponent was a member of the ACC and regular-season games.

Single-Season Attendance Bests

Rk	Year	Dates	Attendance	Avg.
1.	2005	32	129,553	4,049
2.	2004	32	116,781	3,649
3.	2002	45	161,640	3,592
4.	2003	33	109,696	3,324
5.	2000	39	110,475	2,833

Kingsmore played for the Tiger varsity squad for three seasons (1952-54). An All-ACC and All-District III outfielder in 1954, Kingsmore became the first Tiger in history to hit 10 home runs in a season. He did that in 1954 while playing in just 24 games. He led the ACC in home runs and runs scored (25) that year, and led the Tigers in batting average (.371), slugging percentage (.742), and RBIs (27).

Kingsmore played three years of professional baseball in the Baltimore Oriole organization before beginning a successful business career. He is currently president and chief executive of the Graniteville Company in Aiken, SC. He served three terms on the Clemson University Board of Trustees and became Trustee Emeritus when his current elected term expired in 2002.

In 2005, Clemson finished the home season with a 25-7 record and advanced to the NCAA Tournament for the 19th straight season. In addition, Clemson ranked 11th in the country in average attendance with a Tiger record average of 4,049 fans per game. It marked the 12th straight top-20 national ranking for the Tigers in attendance.

The stadium attendance record was set on March 7, 2004 when 6,480 fans saw #5 South Carolina defeat the Tigers 8-7 in 10 innings.

This outstanding fan support from the Clemson community and the Upstate of South Carolina has contributed to the Tigers' outstanding home-field record. Clemson has played at Doug Kingsmore Stadium for 36 years and has a winning percentage of 82 percent. This includes a 275-60 mark in ACC regular-season games, an 82-percent mark.

The Tigers have won at least 71 percent of their home games for 20 consecutive seasons. Clemson is 353-76 at Doug Kingsmore Stadium during Head Coach Jack Leggett's 12 years at Clemson, an 82-percent winning mark.

Nine times during the 1994 season, an opposing top-20 team tasted defeat at Doug Kingsmore Stadium, and four times a team ranked in the top three in the country lost to the Tigers. Seven wins against top-20 teams, including three wins over a top-10 Florida State team, were recorded at home

2005 Attendance Leaders

Rk	Team	Dates	Attendance	Avg.
1.	Louisiana State	36	270,300	7,508
2.	Arkansas	28	200,378	7,156
3.	Mississippi State	33	203,276	6,160
4.	Texas A&M	26	153,533	5,905
5.	Texas	39	204,414	5,241
6.	Nebraska	35	174,435	4,984
7.	Florida State	36	163,029	4,529
8.	Mississippi	39	170,152	4,363
9.	Alabama	33	137,671	4,172
10.	Rice	34	141,104	4,150
11.	Clemson	32	129,553	4,049
12.	Tulane	39	145,084	3,720
13.	Wichita State	39	141,927	3,639
14.	South Carolina	33	112,984	3,424
15.	East Carolina	27	87,261	3,232

in 1996. In 2000, the Tigers were 8-3 against top-25 foes at Doug Kingsmore Stadium. After Clemson won three games against #2 Florida State, Seminole Head Coach Mike Martin voiced his opinion on how tough it is to play at Doug Kingsmore Stadium.

"If you had told me in 1992 that we were going to go to a place where we'd be 2-13 over the next eight years, I would have gone to the administration and suggested we join another conference," Martin told the **Tallahassee Democrat**. "Clemson is a very tough place to play...the toughest place to play of any place I've ever competed in all my years of college baseball. The good news is it's 727 days before we have to go back to Clemson."

Doug Kingsmore Stadium has seen steady improvement since its first season in 1970, and is now one of the top facilities in the country. Just ask people at **Baseball America**, who released a coaches' ranking that had Doug Kingsmore Stadium as one of the best college facilities in the nation in January of 2003. And that ranking was done before any of the recent renovations were finished. Evidence of its rating among facilities across the nation has been demonstrated in recent years, when Doug Kingsmore Stadium was named as a site for a 1994, 1995, 1996, 1998, 2000, 2001, 2002, and 2005 NCAA Regional.



Clemson has won 81.5 percent of its games at Kingsmore Stadium since it opened in 1970.

Doug Kingsmore Stadium



The renovations to Doug Kingsmore Stadium began in the summer of 2002, which has kept Clemson's ballpark among the country's best. The stadium has a brick façade that surrounds every entrance. A green roof that covers much more of the stands and a press box that is twice as large adds to the comfort of fans attending the game and the media covering it. The press box, which is accessible by elevator, includes four large booths for broadcasting and a separate media center that accommodates 13 writers.

There is also a patio area outside the press box that is above the existing stands along the first and third-base lines. It is used for receptions and other events throughout the year.

Two ticket booths, concession stands with an adjoining picnic area, and enlarged restrooms make the facility easily accessible and fan-friendly. Reserved seats have also been added to the grandstand. A grand stairway leading from the McFadden parking lot to the main entrance is an added feature from a convenience and aesthetic aspect.

The players also realize improvements, as four batting cages have been constructed beyond the right-field fence. The dugouts have been almost doubled in length and width. And the players have a newly-renovated lockerroom and lounge.

Prior to 2005, PawVision, the giant replay screen that was used in the football stadium from 1997-04, was moved to Doug Kingsmore Stadium.

The facility is also equipped with a "Super-

Sopper," which cuts down on rainouts. Clemson is one of a few schools with this machine that removes water from the field.

The stadium is located in the middle of Clemson's athletic facilities. It is across the street from Littlejohn Coliseum, the home of the Tiger basketball program, and Memorial Stadium, the home of Clemson's football program. It is located directly behind Jervey Athletic Center, home of the athletic administrative offices.

The stadium has 3,500 permanent seats, but is capable of holding more than 5,000 fans thanks to a hill area down the left-field line that is popular with the Clemson student-body. In 2001, the ballpark shrank its dimensions. The fences are now 320 feet down the left-field line, 370 feet in left-center, 400 feet to straight-away center, 375 feet in the right-center alley, and 330 feet down the right-field line.

The park also features a unique terrace in the outfield area adjacent to the fence, similar to the old Crosley

Field in Cincinnati, OH, which ironically was torn down the year Doug Kingsmore Stadium was built. Bill Wilhelm, Clemson's long-time coach who was the skipper when the field was constructed, liked the look and practicality of a field with grass all the way around the outfield instead of gravel.

Boston Red Sox catcher Jason Varitek, who played at Georgia Tech in the 1990s, said Doug Kingsmore Stadium was his favorite venue to play at. "They had rowdy fans. And the fans are right on the action. They were closer to the on-deck circle than we were."



The entrance gives Doug Kingsmore Stadium an intimate feel.

Record vs. Opponents at Doug Kingsmore Stadium

Opponent ^(First-Last Game)	W-L	Pct.	Davidson ⁽¹⁹⁸⁶⁻⁸⁹⁾	2-0	1.000	Duke ⁽¹⁹⁷⁰⁻⁰⁵⁾	37-5	.881	Nevada-Las Vegas ⁽²⁰⁰⁰⁾	2-1	.667
Maine ⁽¹⁹⁹⁶⁻⁰³⁾	13-0	1.000	Eastern Kentucky ⁽¹⁹⁹²⁾	2-0	1.000	Virginia ⁽¹⁹⁷⁰⁻⁰⁵⁾	39-6	.867	Richmond ⁽²⁰⁰¹⁾	2-1	.667
James Madison ⁽¹⁹⁷⁶⁻⁰⁰⁾	12-0	1.000	Gardner-Webb ⁽¹⁹⁷⁵⁻⁰⁴⁾	2-0	1.000	The Citadel ⁽¹⁹⁸²⁻⁰⁴⁾	13-2	.867	Florida State ⁽¹⁹⁷¹⁻⁰⁴⁾	20-11	.645
Charleston Southern ⁽¹⁹⁷⁶⁻⁰⁴⁾	11-0	1.000	Middle Tennessee ⁽²⁰⁰⁰⁾	2-0	1.000	Coastal Carolina ⁽¹⁹⁸⁸⁻⁰⁵⁾	25-4	.862	Toledo ⁽¹⁹⁷⁶⁻⁷⁷⁾	5-3	.625
Howard ⁽¹⁹⁷⁶⁻⁸²⁾	10-0	1.000	Mississippi State ⁽²⁰⁰⁰⁾	2-0	1.000	Tennessee ⁽¹⁹⁸¹⁻⁹⁷⁾	12-2	.857	South Alabama ⁽¹⁹⁸⁷⁻⁰²⁾	4-3	.571
College of Charleston ⁽²⁰⁰¹⁻⁰⁵⁾	6-0	1.000	North Carolina-Asheville ⁽¹⁹⁹⁸⁻⁰²⁾	2-0	1.000	Winthrop ⁽¹⁹⁸¹⁻⁰⁵⁾	12-2	.857	Alabama ⁽¹⁹⁸³⁻⁹⁵⁾	3-3	.500
George Mason ⁽¹⁹⁹⁵⁻⁹⁹⁾	6-0	1.000	Rider ⁽¹⁹⁷⁰⁾	2-0	1.000	Wake Forest ⁽¹⁹⁷⁰⁻⁰⁴⁾	41-7	.854	Elon ⁽²⁰⁰⁰⁻⁰⁵⁾	3-3	.500
High Point ⁽¹⁹⁷⁶⁻⁷⁹⁾	6-0	1.000	Siena ⁽¹⁹⁹⁶⁾	2-0	1.000	Old Dominion ⁽¹⁹⁸³⁻⁰³⁾	27-5	.844	Liberty ⁽¹⁹⁸⁸⁻⁹⁹⁾	2-2	.500
Lewis ⁽¹⁹⁷⁷⁻⁷⁸⁾	6-0	1.000	Tennessee Tech ⁽²⁰⁰³⁾	2-0	1.000	East Carolina ⁽¹⁹⁷⁹⁻⁰²⁾	9-2	.818	Florida Atlantic ⁽¹⁹⁹⁸⁾	1-1	.500
Louisville ⁽¹⁹⁷⁰⁻⁷²⁾	6-0	1.000	Valdosta State ⁽¹⁹⁸⁷⁾	2-0	1.000	North Carolina ⁽¹⁹⁷⁰⁻⁰⁵⁾	36-9	.800	Florida International ⁽¹⁹⁸⁵⁾	1-1	.500
West Virginia ⁽¹⁹⁷²⁻⁹⁶⁾	6-0	1.000	William & Mary ⁽²⁰⁰⁰⁻⁰¹⁾	2-0	1.000	Francis Marion ⁽¹⁹⁷⁶⁻⁸⁶⁾	4-1	.800	Vanderbilt ⁽¹⁹⁸⁶⁾	1-1	.500
Seton Hall ⁽¹⁹⁸⁹⁻⁰¹⁾	5-0	1.000	George Washington ⁽¹⁹⁷⁰⁾	1-0	1.000	Kentucky ⁽¹⁹⁸⁵⁻⁹⁷⁾	4-1	.800	Western Michigan ⁽¹⁹⁷³⁾	1-1	.500
Wofford ⁽¹⁹⁹⁹⁻⁰⁵⁾	5-0	1.000	Jacksonville ⁽¹⁹⁹⁵⁾	1-0	1.000	East Tennessee State ⁽¹⁹⁷¹⁻⁰³⁾	15-4	.789	Ball State ⁽¹⁹⁸⁴⁾	1-2	.333
Erskine ⁽¹⁹⁷⁷⁻⁸⁴⁾	4-0	1.000	Navy ⁽¹⁹⁹⁵⁾	1-0	1.000	Georgia ⁽¹⁹⁷⁰⁻⁰⁵⁾	31-9	.775	California ⁽¹⁹⁹⁷⁾	1-2	.333
Mercer ⁽¹⁹⁷⁴⁻⁷⁷⁾	4-0	1.000	New Hampshire ⁽¹⁹⁹⁴⁾	1-0	1.000	Ohio State ⁽¹⁹⁸⁰⁻⁸⁸⁾	9-3	.750	Central Florida ⁽²⁰⁰⁴⁾	1-2	.333
Belmont Abbey ⁽¹⁹⁷⁰⁻⁷¹⁾	3-0	1.000	North Carolina A&T ⁽²⁰⁰⁵⁾	1-0	1.000	Virginia Tech ⁽¹⁹⁸⁰⁻⁹⁶⁾	6-2	.750	South Florida ⁽¹⁹⁹⁶⁾	1-2	.333
California-Irvine ⁽²⁰⁰⁵⁾	3-0	1.000	Oral Roberts ⁽²⁰⁰⁵⁾	1-0	1.000	Campbell ⁽¹⁹⁸²⁻⁹⁰⁾	3-1	.750	Central Michigan ⁽¹⁹⁷³⁾	0-1	.000
Illinois ⁽¹⁹⁸⁶⁻⁰⁰⁾	3-0	1.000	Saint John's ⁽¹⁹⁷⁵⁾	1-0	1.000	N.C. State ⁽¹⁹⁷⁰⁻⁰⁴⁾	34-13	.723	Newberry ⁽¹⁹⁷⁷⁾	0-1	.000
Kansas State ⁽¹⁹⁹⁹⁾	3-0	1.000	South Carolina-Aiken ⁽¹⁹⁸⁵⁾	1-0	1.000	Charlotte ⁽¹⁹⁸⁵⁻⁰⁴⁾	5-2	.714	Notre Dame ⁽¹⁹⁹⁴⁾	0-1	.000
Morehead State ⁽¹⁹⁹⁷⁾	3-0	1.000	Vermont ⁽¹⁹⁷⁰⁾	1-0	1.000	Georgia Tech ⁽¹⁹⁷⁰⁻⁰⁵⁾	29-13	.690	Southern California ⁽¹⁹⁹⁸⁾	0-1	.000
New York Tech ⁽²⁰⁰¹⁾	3-0	1.000	Maryland ⁽¹⁹⁷⁰⁻⁰⁴⁾	48-1	.980	Georgia Southern ⁽¹⁹⁷¹⁻⁰²⁾	23-11	.676	Wichita State ⁽¹⁹⁸¹⁾	0-1	.000
Purdue ⁽²⁰⁰²⁾	3-0	1.000	Western Carolina ⁽¹⁹⁷⁴⁻⁰⁵⁾	35-1	.972	South Carolina ⁽¹⁹⁷⁰⁻⁰⁵⁾	42-21	.667	Totals	856-194	.815
Stetson ⁽¹⁹⁹⁸⁾	3-0	1.000	Marshall ⁽¹⁹⁷⁵⁻⁹⁰⁾	15-1	.938	Ohio ⁽¹⁹⁷⁰⁻⁰¹⁾	14-7	.667			
Tampa ⁽¹⁹⁹²⁾	3-0	1.000	Furman ⁽¹⁹⁸³⁻⁰⁵⁾	24-2	.923	Auburn ⁽¹⁹⁸⁷⁻⁰⁴⁾	10-5	.667			
Augusta ⁽¹⁹⁸⁴⁻⁹¹⁾	2-0	1.000	North Carolina-Wilmington ⁽¹⁹⁷⁶⁻⁹⁸⁾	19-2	.905	Miami (FL) ⁽¹⁹⁸⁹⁻⁰⁵⁾	6-3	.667			
Columbus ⁽¹⁹⁹¹⁾	2-0	1.000	Appalachian State ⁽¹⁹⁷³⁻⁹⁷⁾	16-2	.889	Arkansas ⁽²⁰⁰²⁾	2-1	.667			

Note: **Bold** denotes 2006 opponent that will play at Doug Kingsmore Stadium.



Doug Kingsmore Stadium



Fans of all ages are invited to stand next to their favorite Tiger during the National Anthem on Sundays.



Clemson's proud tradition on the baseball diamond is displayed on banners underneath the seating area.



The brick plaza and entrance behind the home-plate seating area gives the facility a feeling second-to-none.



The temperature-controlled press box accommodates 13 writers, and has four booths for radio and television.



Doug Kingsmore Stadium

2006 CLEMSON BASEBALL



The stadium's spacious seating area allows for over 5,000 Tiger fans to enjoy a day at the ballpark.



A covered batting practice complex with four full-length batting cages is behind the rightfield fence.



The players' lounge and lockerroom, which includes new wooden lockers, were renovated in 2005.



Clemson is one of the few schools with a "Super Sopper" that removes water from the field in large quantities.



Championship Tradition



World Series
2002

Championship Tradition



NCAA Bests Since 1994

40-Win Seasons

Rk	Team	Seasons
1.	Florida State	12
	Louisiana State	12
	Wichita State	12
4.	Miami (FL)	11
	Notre Dame	11
	Rice	11
7.	Clemson	10
	Stanford	10
	Georgia Tech	10

50-Win Seasons

Rk	Team	Seasons
1.	Florida State	10
2.	Miami (FL)	6
	Wichita State	6
4.	Clemson	5
5.	Alabama	4
	Stanford	4
	Texas	4

NCAA Tournament Appearances

Rk	Team	App.
1.	Clemson	12
	Florida State	12
	Louisiana State	12
	Miami (FL)	12
5.	Cal. State-Fullerton	11
	Georgia Tech	11
	Stanford	11
	Wichita State	11

Consecutive Years in NCAA Tourney

Rk	Team	Seasons
1.	Miami (FL)	33
2.	Florida State	28
3.	Clemson	19
4.	Louisiana State	17
5.	Cal. State-Fullerton	15
6.	Stanford	13
7.	Rice	12

Tiger Titles

ACC Regular-Season Titles

Year	ACC	Overall
1954	8-4	14-10
1958	12-3	22-8
1959	11-5	24-8
1967	11-2	29-9
1973	10-2	24-16
1974	10-1	23-15
1975	10-2	33-10
1976	10-2	36-15
1977	9-1	42-10
1978	10-2	39-14
1979	10-1	40-15
1981	10-4	34-24
1982	10-2	37-22
1984	12-2	38-17
1985	9-4	36-30-1
1988	18-2	54-14
1991	18-3	60-10
1992	19-5	50-14
1994	20-4	57-18
1995	20-4	54-14

ACC Tournament Titles

Year	Tourney	Overall
1976	3-0	36-15
1978	3-0	39-14
1980	4-0	38-21
1981	5-1	34-24
1989	5-0	50-20
1991	5-0	60-10
1993	5-1	45-20
1994	4-1	57-18

NCAA Regional Titles

Year	Tourney	Overall
1947	3-1	24-5
1958	4-1	22-8
1959	3-0	24-8
1976	3-0	36-15
1977	3-1	42-10
1980	3-0	38-21
1991	4-0	60-10
1995	4-0	54-14
1996	4-0	51-17
1999	4-1	42-27
2000	3-0	51-18
2001	3-0	41-22
2002	3-0	54-17
2005	3-0	43-23

NCAA Super Regional Titles

Year	Tourney	Overall
2000	2-0	51-18
2002	2-1	54-17

College World Series Appearances

Year	Tourney	Overall
1958	1-2	22-8
1959	1-2	24-8
1976	1-2	36-15
1977	1-2	42-10
1980	0-2	38-21
1991	0-2	60-10
1995	0-2	54-14
1996	2-2	51-17
2000	1-2	51-18
2002	2-2	54-17

Clemson Baseball...A Championship Tradition

Clemson has made 10 appearances in the College World Series and has won 14 NCAA Regional Championships. The tradition dates to 1947, when Clemson advanced to the Final Eight of the NCAA Tournament before losing to Yale and a first baseman named George Bush. Clemson has gone to the College World Series four times (1995,96,00,02) in Head Coach **Jack Leggett's** 12 seasons in Tigertown.

Clemson has won the ACC regular-season championship 20 times, more than double any other ACC school. Clemson has also won 13 ACC titles, also more than any other school. The program has the most ACC Tournament titles (eight) in history as well.



Current Major League Tigers



Jeff Baker
Colorado Rockies

Clemson's all-time leader in home runs with 59 in three seasons, Jeff Baker made his Major League debut on 2005 opening day with the Colorado Rockies. Baker finished his career as a Tiger with a .334 bat-

ting average along with 226 RBIs and a .626 slugging percentage. His 59 career homers are the fourth most in ACC history, and his 226 RBI total is second most in Clemson history. Baker had 12 multi-homer games at Clemson, and is the only Tiger to ever have two 20-homer seasons.

Baker was the starting shortstop for the Tigers' College World Series team in 2000 as a freshman, and finished with a .313 batting average, and a team-best 11 homers and 64 RBIs. He was one of three freshman All-Americans at shortstop according to **Collegiate Baseball**. Baker was named first-team All-American by **Baseball America** and **Collegiate Baseball** in 2001, the first Tiger so honored since Kris Benson in 1996. His sophomore campaign also saw Baker earn First-Team All-ACC honors after leading the conference in home runs (23) and RBIs (75).

As a junior on Clemson's 2002 College World Series team, Baker was named a first-team All-American by **Baseball America** and NCBWA. He hit .325 with 25 home runs and 87 RBIs along with a .668 slugging percentage. His 25 long balls ranked tied for second in the ACC, tied for the fourth-best mark in ACC history, and tied for the second-best mark in Clemson history. Baker was one of only five finalists for the Golden Spikes Award (won by Tiger teammate Khalil Greene), and a semifinalist for both the Dick Howser Trophy and the Rotary Smith Award.

After spending the 2002-04 seasons in the Rockies' minor league system, Baker was called up



Jeff Baker

to join Colorado the night before the season opener. Baker's debut on April 4, 2005 was an impressive one, as he went 2-for-5 with a homer, a double, and two RBIs, becoming only the fifth Rocky to homer in his Major League debut. He played in 12 games for Colorado in 2005, including 10 starts at third base, and finished the year with a .211 batting average. He also committed only one error in 24 chances.

Baker's Career Major League Stats

Year	AVG	G-GS	AB	R	H	2B	3B	HR	RBI	OB%	SB
2005	.211	12-10	38	6	8	4	0	1	4	.302	0-0



Kris Benson
New York Mets

Kris Benson, the most prolific pitcher in Tiger history, wrapped up his seventh Major League season a year after signing a three-year, \$22.5 million contract with the Mets. Benson's road to stardom has been nothing short of spectacular, dating back to high school when he was named to the **USA Today** Super 25 Team, and earned several player and pitcher-of-the-year honors during his senior season. He was drafted in the 10th round of the Major League draft by the Boston Red Sox, but instead opted to become a Tiger.


Benson was a strong performer for the Tigers during his first two seasons, ranking in the top 10 in the ACC in ERA, opponents batting average, wins, and walks per nine innings pitched. He was amazing in 1996, ranking first or second in the ACC in all major pitching categories on his way to being named ACC Player-of-the-Year. He was also named the consensus national player-of-the-year, consensus first-team All-American, pitched for the United States in the Olympic Games in Atlanta, and was selected by the Pittsburgh Pirates with the #1 overall pick in the 1996 draft. He was only the second Clemson athlete to be named national player-of-the-year, and the first #1 pick in Tiger history, regardless of sport.

Benson spent two years in the minors, but quickly made his mark by becoming only the second #1 overall pick to win his Major League debut, defeating the Chicago Cubs 2-1. After a successful 2000 season, in which he set the Pirate record for strikeouts by a righthander, he was sidelined for the 2001 season due to an elbow surgery. Upon his return in 2002, he was a bright spot on a struggling Pirate team that often failed to provide run support.

He was slowed by injury problems for the third straight year in 2003, but returned in 2004 to make 31 starts for the Pirates and Mets, who acquired him via trade on July 30. Benson finished the 2005 season 10-8 with a 4.13 ERA in 28 starts and 174.1 innings pitched with the Mets. Then in January of 2006, he was traded to the Baltimore Orioles.

Benson's Career Major League Stats

Year	ERA	W-L	G-GS	SV	IP	H	R	ER	BB	SO
1999	4.07	11-14	31-31	0	196.2	184	105	89	83	139
2000	3.85	10-12	32-32	0	217.2	206	104	93	86	184
2002	4.70	9-6	25-25	0	130.1	152	76	68	50	79
2003	4.97	5-9	18-18	0	105.0	127	67	58	36	68
2004	4.31	12-12	31-31	0	200.1	202	106	96	61	134
2005	4.13	10-8	28-28	0	174.1	171	86	80	49	95
Total	4.25	57-61	165-165	0	1024.1	1042	544	484	365	699



Kris Benson



Khalil Greene
San Diego Padres

The most celebrated baseball player in Tiger history is San Diego Padres' shortstop Khalil Greene. He took the college baseball world by storm in the 2002 season, setting NCAA and ACC records while winning every major award possible. Greene was selected as a unanimous first-team All-American and ACC Player-of-the-Year after he led the nation in hits (134), runs scored (93), total bases (250), and doubles (33).

His record-breaking performance should not have been a surprise, as Greene had been raising the bar ever since his days at Key West (FL) High School. He graduated as the school's all-time hits and single-season runs scored leader before bursting onto the scene at Clemson in 1999. Greene was a freshman All-American by **Baseball America** in 1999 and Second-Team All-ACC after his sophomore campaign in 2000. He continued his outstanding play during the 2001 season when he was named First-Team All-ACC, but no one could have imagined the year he would have in 2002.

He won every major award, including the Dick Howser Trophy, Golden Spikes Award, Rotary Smith Award, and was named the unanimous national player-of-the-year. He was named First-Team All-ACC after batting .470 with 27 homers, 33 doubles, and 91 RBIs in 71 games. After a stellar college career in which he set the NCAA record for doubles (95) and consecutive starts (269), Greene was taken with the 13th overall pick in the 2002 Major League Draft by the Padres.

Greene spent 2002 and 2003 in the Padres' farm system, quickly moving up through the ranks from short-season Eugene to Portland (AAA). As usual, Greene was so impressive that he was selected to play in the 2003 Major League Futures Game. He joined San Diego on September 1, 2003, becoming the first player from the 2002 draft to make it to the Major Leagues.

The 2004 season was his first full year in the big leagues, and Greene did not disappoint. He bat-

Current Major League Tigers



Khalil Greene

ted .273 with 15 homers (a franchise record for a shortstop), 31 doubles, and 65 RBIs. Greene was a two-time rookie-of-the-month selection before a broken index finger sidelined him for the remainder of the season. He still finished second in the National League in rookie-of-the-year voting, but was named the league's rookie-of-the-year by **Baseball America**.

In 2005, Greene continued to be a fan favorite when he hit .250 with 15 homers and 70 RBIs in 121 games.

Greene's Career Major League Stats

Year	AVG	G-GS	AB	R	H	2B	3B	HR	RBI	OB%	SB
2003	.215	20-18	65	8	14	4	1	2	6	.271	0-1
2004	.273	139-134	484	67	132	31	4	15	65	.349	4-6
2005	.250	121-120	436	51	109	30	2	15	70	.296	5-5
Total	.259	280-272	985	126	255	65	7	32	141	.321	9-12



Matthew LeCroy Minnesota Twins

One of the greatest power hitters in Tiger history is catcher Matthew LeCroy, who spent the 2005 season with the Minnesota Twins. The Belton, SC native attended Clemson after a stellar high school career, where he was a four-year, all-state selection and selected as an honorable mention All-American by **USA Today**.

LeCroy continued to impress during his freshman year in Tigertown. He was voted a first-team freshman All-American by **Collegiate Baseball** and **Baseball America**, and was runnerup in the voting for national freshman-of-the-year. He was Clemson's first ever ACC Rookie-of-the-Year in 1995 after ranking in the top 10 in the ACC in homers (15), RBIs (72), and doubles (18). His 15 homers set a Tiger record for a freshman as well.

He was equally impressive during his sophomore campaign, leading Clemson to its second consecutive College World Series in 1996. He was a First-Team All-ACC selection, and was voted second-team All-American by the American Baseball Coaches Association along with NCBWA. He also set a Clemson record by belting a home run in five

consecutive games. LeCroy then played for the United States in the 1996 Olympic Games in Atlanta, GA.

The 1997 season was LeCroy's final season in Tigertown. He ended his collegiate career by setting the career record for home runs by a Tiger with 53, which was later eclipsed by Jeff Baker. He was selected first-team All-American by **Baseball America** and NCBWA. He was also a second-team All-America selection by **Sporting News**, ABCA, and **Collegiate Baseball**. He was tabbed as the #1-power hitting prospect in the country by **Baseball America** and was taken with the 50th overall pick by the Minnesota Twins.

LeCroy spent two seasons in the minors before making his Major League debut on April 3, 2000. He moved between the minors and the majors throughout the 2001 and 2002 seasons, but found success each time he was in the big leagues. He recorded his first career two-homer game and had a career-high four RBIs on September 13, 2002. He set career highs in almost every offensive category in 2003, and belted his first career grand slam on May 19, 2004. In 2005, he tied his career high for homers with 17 in 101 games.


LeCroy's Career Major League Stats

Year	AVG	G-GS	AB	R	H	2B	3B	HR	RBI	OB%	SB
2000	.174	56-49	167	18	29	10	0	5	17	.254	0-0
2001	.425	15-0	40	6	17	5	0	3	12	.429	0-1
2002	.260	63-8	181	19	47	11	1	7	27	.306	0-2
2003	.287	107-32	345	39	99	19	0	17	64	.342	0-1
2004	.269	88-36	264	25	71	14	0	9	39	.321	0-0
2005	.260	101-82	304	33	79	5	0	17	50	.354	0-0
Total	.263	430-207	1301	140	342	64	1	58	209	.327	0-4



Matt White Washington Nationals

A 15th-round draft pick of the Cleveland Indians in the 1998 draft, Matt White spent nearly half of his career as a Tiger in the bullpen, but pitched a complete-game in a 12-3 win over The Citadel in the 1998 NCAA East Regional. He finished his junior season of 1998 with a 5-2 record, winning his last four decisions in 67.2 innings pitched. White was 2-0 in three starts against top-25 teams, and also was 2-0 against ACC teams.



Matthew LeCroy



Matt White

As a sophomore in 1997, White tied for the team lead in complete games with two, despite starting the season out of the bullpen. The lefthander from Windsor, MA led the team in ERA on the road (3.86) in 1997. He also finished third on the team in innings pitched with 61.2. White struck out 10, and only allowed six hits and two earned runs against California in a complete game victory.

After the 1997 season at Clemson, White starred in the Cape Cod League while playing for the Chatham Athletics. There, he won a league-best six games in just 10 appearances. He also had a 2.11 ERA in 68.1 innings pitched. White was selected to the Cape Cod League All-Star game, where he pitched 2.0 scoreless innings.

Prior to coming to Clemson, White was named the most valuable player of the Massachusetts State Tournament as a junior at Wahconah Regional High School.

White pitched for both the Boston Red Sox and the Seattle Mariners in the 2003 season. He appeared in three games for each team and finished with an 0-1 record in 5.2 innings pitched. It was with the Red Sox that White made his Major League debut on May 27, 2003 at Yankee Stadium. He was then traded to the Mariners, and White ended the 2003 season with the Cleveland Indian organization.

After spending the 2004 season in the minor leagues, White was called up by the Washington Nationals during the 2005 season. He made his first career start on August 27 against the defending National League Champion Saint Louis Cardinals. He struck out three batters in 4.0 innings pitched, but suffered the loss.

After eight professional seasons at the conclusion of the 2005 campaign, White had made 145 minor league appearances with a record of 37-37. He has spent time with six different organizations as a professional.

White's Career Major League Stats

Year	ERA	W-L	G-GS	SV	IP	H	R	ER	BB	SO
2003	22.24	0-1	6-0	0	5.2	13	14	14	5	0
2005	9.00	0-1	1-1	0	4.0	4	4	4	3	3
Total	16.76	0-2	7-1	0	9.2	17	18	18	8	3



Former Major League Tigers



Brian Barnes, LHP

Clemson (1986-89)
Montreal Expos (1990-93)
Cleveland Indians (1994)
Los Angeles Dodgers (1994)



Jerry Brooks, 3B

Clemson (1986-88)
Los Angeles Dodgers (1993)
Florida Marlins (1996)




Mike Brown, RHP

Clemson (1978-80)
Boston Red Sox (1982-86)
Seattle Mariners (1986,87)



Ty Cline, OF

Clemson (1959,60)
Cleveland Indians (1960-62)
Milwaukee/Atlanta Braves (1963-67)
Chicago Cubs (1966)
San Francisco Giants (1967,68)
Montreal Expos (1969,70)
Cincinnati Reds (1970,71)



John Curtis, LHP

Clemson (1968)
Boston Red Sox (1970-73)
Saint Louis Cardinals (1974-76)
San Francisco Giants (1977-79)
San Diego Padres (1980-82)
California Angels (1982-84)




Mark Davidson, OF

Clemson (1982)
Minnesota Twins (1986-88)
Houston Astros (1989-91)




Rusty Gerhardt, LHP

Clemson (1969-72)
San Diego Padres (1974)




Bert Heffernan, C

Clemson (1985-88)
Seattle Mariners (1992)



Mike Holtz, LHP

Clemson (1991-94)
Anaheim Angels (1996-01)
Oakland Athletics (2002)
San Diego Padres (2002)



Jimmy Key, LHP

Clemson (1980-82)
Toronto Blue Jays (1984-92)
New York Yankees (1993-96)
Baltimore Orioles (1997,98)




Billy Koch, RHP

Clemson (1994-96)
Toronto Blue Jays (1999-01)
Oakland Athletics (2002)
Chicago White Sox (2003,04)
Florida Marlins (2004)




Brian Kowitz, OF

Clemson (1988-90)
Atlanta Braves (1995)



Joe Landrum, RHP

Clemson (1946,47)
Brooklyn Dodgers (1950,52)




John McMakin, LHP

Clemson (1900,01)
Brooklyn Dodgers (1902)



Norm McMillan, 3B

Clemson (1915-17)
New York Yankees (1922)
Boston Red Sox (1923)
Saint Louis Browns (1924)
Chicago Cubs (1928,29)




Billy McMillon, OF

Clemson (1991-93)
Florida Marlins (1996,97)
Philadelphia Phillies (1997)
Detroit Tigers (2000,01)
Oakland Athletics (2001,03,04)



Mike Milchin, LHP

Clemson (1986-89)
Minnesota Twins (1996)
Baltimore Orioles (1996)



Shane Monahan, OF

Clemson (1993-95)
Seattle Mariners (1998,99)




Ron Musselman, RHP

Clemson (1976,77)
Seattle Mariners (1982)
Toronto Blue Jays (1984,85)




Billy O'Dell, LHP

Clemson (1952-54)
Baltimore Orioles (1954,56-59)
San Francisco Giants (1960-64)
Milwaukee/Atlanta Braves (1965,66)
Pittsburgh Pirates (1966,67)



John Pawlowski, RHP

Clemson (1983-85)
Chicago White Sox (1987,88)



Chuck Porter, RHP

Clemson (1974-76)
Milwaukee Brewers (1981-85)



Flint Rhem, RHP

Clemson (1923,24)
Saint Louis Cardinals (1924-28,30-32,34,36)
Philadelphia Phillies (1932,33)
Boston Braves (1934,35)

Former Major League Tigers



Bill Schroeder, C
Clemson (1977-79)
Milwaukee Brewers (1983-88)
California Angels (1989,90)




Kurt Seibert, SS
Clemson (1974-76)
Chicago Cubs (1979)



Danny Sheaffer, C
Clemson (1980)
Boston Red Sox (1987)
Cleveland Indians (1989)
Colorado Rockies (1993,94)
Saint Louis Cardinals (1995-97)



Vet Sitton, RHP
Clemson (1904,05)
Cleveland Indians (1909)




Brian Snyder, LHP
Clemson (1977-79)
Seattle Mariners (1985)
Oakland Athletics (1989)




Bill Spiers, SS
Clemson (1985-87)
Milwaukee Brewers (1989-94)
New York Mets (1995)
Houston Astros (1996-01)




Harold Stowe, LHP
Clemson (1957-59)
New York Yankees (1960)



Tim Teufel, 2B
Clemson (1979,80)
Minnesota Twins (1983-85)
New York Mets (1986-91)
San Diego Padres (1991-93)



Ken Vining, LHP
Clemson (1984-96)
Chicago White Sox (2001)



Denny Walling, 1B/3B
Clemson (1975)
Oakland Athletics (1975,76)
Houston Astros (1977-88,92)
Saint Louis Cardinals (1988-90)
Texas Rangers (1991)



Keith Williams, OF
Clemson (1991-93)
San Francisco Giants (1996)



Scott Winchester, RHP
Clemson (1993-95)
Cincinnati Reds (1997,98,00,01)

Career Major League Stats

Player	Last Team	Years (Seasons)	G	AB	R	H	2B	3B	HR	RBI	BA
Jerry Brooks	Marlins	1993,96 (2)	17	14	4	4	1	1	1	4	.286
Ty Cline	Reds	1960-71 (12)	892	1834	251	437	53	25	6	125	.238
Mark Davidson	Astros	1986-91 (6)	413	661	88	149	27	3	6	57	.225
Bert Heffernan	Mariners	1992 (1)	8	11	0	1	1	0	0	1	.091
Brian Kowitz	Braves	1995 (1)	10	24	3	4	1	0	0	3	.167
Norm McMillan	Cubs	1922-24,28,29 (5)	413	1356	157	353	74	16	6	147	.260
Billy McMillon	Athletics	1996,97,00,01,03,04 (6)	269	601	66	149	35	3	16	93	.248
Shane Monahan	Mariners	1998,99 (2)	78	226	20	53	8	1	4	28	.235
Bill Schroeder	Angels	1983-90 (8)	376	1262	153	303	49	1	61	152	.240
Kurt Seibert	Cubs	1979 (1)	7	2	2	0	0	0	0	0	.000
Danny Sheaffer	Cardinals	1987,89,93-97 (7)	389	946	87	219	38	5	13	110	.232
Bill Spiers	Astros	1989-01 (13)	1252	3408	477	922	158	35	37	388	.271
Tim Teufel	Padres	1983-93 (11)	1073	3112	415	789	185	12	86	379	.254
Denny Walling	Astros	1975-92 (18)	1271	2945	372	799	142	30	49	380	.271
Keith Williams	Giants	1996 (1)	9	20	0	5	0	0	0	0	.250

Player	Last Team	Years (Seasons)	W-L	Pct.	App.	GS	IP	H	SO	BB	ERA
Brian Barnes	Dodgers	1990-94 (5)	14-22	.389	116	56	406.1	364	275	204	3.94
Mike Brown	Mariners	1982-87 (6)	12-20	.375	61	42	253.2	324	115	102	5.75
John Curtis	Angels	1970-84 (15)	89-97	.478	438	199	1641.0	1695	825	669	3.96
Rusty Gerhardt	Padres	1974 (1)	2-1	.667	23	1	35.2	44	22	17	7.07
Mike Holtz	Padres	1996-02 (7)	16-19	.457	350	0	238.1	242	221	127	4.68
Jimmy Key	Orioles	1984-98 (15)	186-117	.614	470	389	2591.2	2518	1538	668	3.51
Billy Koch	Marlins	1999-04 (6)	29-25	.537	380	0	407.1	379	357	191	3.89
Joe Landrum	Dodgers	1950,52 (2)	1-3	.250	16	5	44.2	58	22	11	5.64
John McMakin	Dodgers	1902 (1)	2-2	.500	4	4	32.0	34	6	11	3.09
Mike Milchin	Orioles	1996 (1)	3-1	.750	39	0	32.2	44	29	17	7.44
Ron Musselman	Blue Jays	1982,84,85 (3)	4-2	.667	48	4	89.1	95	47	40	3.73
Billy O'Dell	Pirates	1954,56-67 (13)	105-100	.512	479	199	1817.0	1697	1133	556	3.29
John Pawlowski	White Sox	1987,88 (2)	1-0	1.000	8	0	17.2	27	12	6	7.64
Chuck Porter	Brewers	1981-85 (5)	13-13	.500	54	34	237.0	278	136	54	4.14
Flint Rhem	Cardinals	1924-28,30-36 (12)	105-97	.520	294	230	1725.1	1958	534	529	4.20
Vet Sitton	Indians	1909 (1)	3-2	.600	14	5	50.0	50	16	16	2.88
Brian Snyder	Athletics	1985,89 (2)	1-2	.333	17	6	36.0	46	24	21	6.75
Harold Stowe	Yankees	1960 (1)	0-0	----	1	0	1.0	0	0	1	9.00
Ken Vining	White Sox	2001 (1)	0-0	----	8	0	6.2	15	3	7	17.55
Scott Winchester	Reds	1997,98,00,01 (4)	3-8	.272	47	17	116.1	149	55	35	5.42

Major League Bests

Led League in Stat Category

Year	Player	Team (League)	Cat.	Stat
1926	Flint Rhem	Cardinals (NL)	Wins	20
1987	Jimmy Key	Blue Jays (AL)	ERA	2.76
	Jimmy Key	Blue Jays (AL)	Opp. BA	.221
	Jimmy Key	Blue Jays (AL)	Opp. OB %	.273
1993	Jimmy Key	Yankees (AL)	Win. %	.750
1994	Jimmy Key	Yankees (AL)	Wins	17

Seasons

Rk	Player	Years	Seasons
1.	Denny Walling	1975-92	18
2.	John Curtis	1970-84	15
	Jimmy Key	1984-98	15
4.	Billy O'Dell	1954-67	14

Career Hits

Rk	Player	Years (Seasons)	Hits
1.	Bill Spiers	1989-01 (13)	922
2.	Denny Walling	1975-92 (18)	799
3.	Tim Teufel	1983-93 (11)	789
4.	Ty Cline	1960-71 (12)	437

Career Wins

Rk	Player	Years (Seasons)	W-L
1.	Jimmy Key	1984-98 (15)	186-117
2.	Flint Rhem	1924-28,30-36 (12)	105-97
	Billy O'Dell	1954-67 (14)	105-100
4.	John Curtis	1970-84 (15)	89-97

All-Star Game Selections

Year	Player	Pos.	Team (League)
1958	Billy O'Dell	LHP	Orioles (AL)
1959	Billy O'Dell	LHP	Orioles (AL)
1985	Jimmy Key	LHP	Blue Jays (AL)
1991	Jimmy Key	LHP	Blue Jays (AL)
1993	Jimmy Key	LHP	Yankees (AL)
1994	Jimmy Key	LHP	Yankees (AL)



Pro Signees

Year	Player, Pos.	Round	Organization
1954	Doug Kingsmore, OF	FA	Baltimore Orioles
	Billy O'Dell, P	FA	Baltimore Orioles
1958	Bud Spiers, SS	FA	Kansas City Athletics
1959	Larry Bagwell, 3B	FA	Washington Senators
	Doug Hoffman, OF	FA	Washington Senators
	Harold Stowe, P	FA	New York Yankees
1960	Ty Cline, OF	FA	Cleveland Indians
1962	Dave Olson, P	FA	New York Yankees
1963	Gene Harbeson, P	FA	San Francisco Giants
	Johnny Jones, OF	FA	Milwaukee Braves
	Elmo Lam, SS	FA	Philadelphia Phillies
1965	Tommy Chapman, P	9	Philadelphia Phillies
	Jack McCall, SS	*12	Baltimore Orioles
	Rusty Adkins, OF	*14	Houston Astros
1966	Charles Watson, P	*#6	Kansas City Athletics
	Rusty Adkins, SS	*\$7	Detroit Tigers
	Charles Watson, P	*\$7	Cleveland Indians
	Jack McCall, SS	15	California Angels
	George Sutton, OF	*39	New York Mets
1967	Rusty Adkins, 2B	*\$7	Kansas City Athletics
	Charles Watson, P	*\$7	Washington Senators
	Garry Helms, SS	12	Pittsburgh Pirates
	Eddie Barbary, C	FA	Pittsburgh Pirates
	Mike McCall, 3B	FA	Philadelphia Phillies
1968	John Curtis, P	\$1	Boston Red Sox
	Nelson Gibson, P	24	Seattle Pilots
	Bill James, P	FA	Cleveland Indians
1970	Don Russell, 3B	\$1	Houston Astros
1971	Johnny Severs, OF	\$4	New York Mets
1972	Craig White, OF	*6	California Angels
	Rusty Gerhardt, P	12	San Diego Padres
1973	Ken Bagwell, 2B	#3	Chicago White Sox
	Craig White, OF	12	New York Yankees
	Lindsay Graham, P	26	Texas Rangers
1974	Steve Cline, P	6	San Francisco Giants
	Richard Haynes, P	8	Houston Astros
	Lyn Hamilton, C	10	San Diego Padres
1975	Denny Walling, OF	\$1	Oakland Athletics
1976	Kurt Seibert, SS	3	Chicago Cubs
	Chuck Porter, P	7	California Angels
	Bob Mahony, P	FA	Baltimore Orioles
1977	Dave Caldwell, OF	4	Baltimore Orioles
	Ron Musselman, P	5	Seattle Mariners
	Bill Foley, C	6	Milwaukee Brewers
	Bill Wingo, 2B	FA	Atlanta Braves
1978	Pete Peltz, 3B	9	Cleveland Indians
	Robert Bonnette, SS	*20	Cleveland Indians
1979	Mike Sullivan, P	1	Cincinnati Reds
	Tim Teufel, 2B	*\$3	Chicago White Sox
	Brian Snyder, P	7	Seattle Mariners
	Bill Schroeder, C	8	Milwaukee Brewers
	Tony Masone, OF	10	Cincinnati Reds
	Len Bradley, P	*10	Cleveland Indians
	David Buffamoyer, C	13	New York Yankees
	Todd Freeman, 3B	FA	Milwaukee Brewers
	Pete Khoury, OF	FA	New York Yankees
1980	Robbie Allen, SS	\$1	Los Angeles Dodgers
	Mike Brown, P	2	Boston Red Sox
	Tim Teufel, 2B	2	Minnesota Twins
	Robbie Allen, SS	*#4	Los Angeles Dodgers

World Series Participants

Year	Player	Pos.	Team (League)
1922	Norm McMillan	3B	Yankees (AL)
1926	* Flint Rhem	RHP	Cardinals (NL)
1928	Flint Rhem	RHP	Cardinals (NL)
1929	Norm McMillan	3B	Cubs (NL)
1930	Flint Rhem	RHP	Cardinals (NL)
1931	* Flint Rhem	RHP	Cardinals (NL)
1962	Billy O'Dell	LHP	Giants (NL)
1970	Ty Cline	OF	Reds (NL)
1986	* Tim Teufel	2B	Mets (NL)
1987	* Mark Davidson	OF	Twins (AL)
1992	* Jimmy Key	LHP	Blue Jays (AL)
1996	* Jimmy Key	LHP	Yankees (AL)

* - World Series champion

	Len Bradley, P	5	Chicago White Sox
	Neil Simons, OF	14	Houston Astros
	Billy Weems, OF	20	Houston Astros
	Bobby Kenyon, P	25	Los Angeles Dodgers
1981	Danny Sheaffer, C	#1	Boston Red Sox
	Glenn Gallagher, OF	3	Toronto Blue Jays
	Greg Guin, 1B	12	Saint Louis Cardinals
1982	Jimmy Key, P	3	Toronto Blue Jays
	Ricky Hester, OF	*\$4	Cleveland Indians
	Mark Davidson, OF	11	Minnesota Twins
	Jeff Gilbert, P	*32	San Francisco Giants
	Coe Brier, C	FA	Minnesota Twins
1983	Jeff Gilbert, P	10	Milwaukee Brewers
	Ricky Hester, SS	25	Texas Rangers
	Scott Parrish, P	*26	Los Angeles Dodgers
1984	Brooks Shumake, 3B	5	Cincinnati Reds
	Scott Powers, SS	17	Atlanta Braves
	Scott Parrish, P	21	Oakland Athletics
	Tim Rice, P	22	Chicago Cubs
1985	John Pawlowski, P	6	Chicago White Sox
	Jim McCollom, C	9	California Angels
	George Stone, P	18	Chicago White Sox
	Tommy Smith, 1B	23	San Francisco Giants
1987	Bill Spiers, SS	1	Milwaukee Brewers
	Bert Heffernan, C	*9	Texas Rangers
	Chuck Baldwin, 2B	11	Cleveland Indians
	Steve Baucom, 2B	25	Toronto Blue Jays
	Ray Williams, OF	FA	Seattle Mariners
1988	Bert Heffernan, C	9	Milwaukee Brewers
	Jerry Brooks, 3B	12	Los Angeles Dodgers
	Mike Pomeranz, P	13	Minnesota Twins
	Brian Barnes, P	*25	Baltimore Orioles
	Randy Mazey, OF	28	Cleveland Indians
	Burke Fairey, OF	FA	Chicago Cubs
	Phil Lowery, P	FA	Atlanta Braves
1989	Mike Milchin, P	2	Saint Louis Cardinals
	Brian Barnes, P	4	Montreal Expos
	Mike Couture, C	*12	California Angels
	Alan Botkin, P	23	Saint Louis Cardinals
	Henry Threadgill, 2B	34	California Angels
	Rusty Charpia, SS	38	Milwaukee Brewers
1990	Tim Parker, P	3	Chicago Cubs
	Brian Kowitz, OF	9	Atlanta Braves
	Ron Frazier, P	12	New York Yankees
	Brian Faw, P	17	New York Yankees
	David Tripp, P	*25	Oakland Athletics
	Mike Couture, C	28	Milwaukee Brewers
	Tim Rigbsy, SS	FA	Cleveland Indians
1991	Joe DeBerry, 1B	3	Cincinnati Reds
	Jim Crowley, 2B	11	Boston Red Sox
	Todd Stefan, SS	FA	Chicago Cubs
1992	Scott Miller, P	3	Oakland Athletics
	Jason Angel, P	5	Cincinnati Reds
	Paxton Briley, P	5	California Angels
	Ted Corbin, SS	21	Minnesota Twins
	Kevin Northrup, OF	31	Montreal Expos
	Aaron Jersild, P	43	Toronto Blue Jays
	Mike Lockhart, C	FA	Cleveland Indians
1993	Keith Williams, OF	7	San Francisco Giants
	Billy McMillon, OF	8	Florida Marlins
	Chris Carter, C	30	Milwaukee Brewers
	Chad Phillips, P	*41	Florida Marlins
1994	Andy Taulbee, P	2	San Francisco Giants
	Mike Hampton, 3B	4	Cincinnati Reds
	Scott Winchester, P	*16	Detroit Tigers
	Mike Holtz, P	17	California Angels
1995	David Miller, 1B	1	Cleveland Indians
	Shane Monahan, OF	2	Seattle Mariners
	Seth Brizek, SS	8	Seattle Mariners
	Mark Watson, P	*8	Florida Marlins
	Jason Dawsey, P	10	Milwaukee Brewers
	Jeff Sauve, P	11	Boston Red Sox
	Scott Winchester, P	14	Cleveland Indians
1996	Kris Benson, P	1	Pittsburgh Pirates
	Billy Koch, P	1	Toronto Blue Jays
	David Shepard, P	3	Cincinnati Reds
	Ken Vining, P	4	San Francisco Giants
	Brian Matz, P	9	Montreal Expos
	Paul Galloway, 3B	14	San Francisco Giants
	Doug Livingston, 2B	17	Colorado Rockies

First-Round Draft Picks

Year	Player	Pos.	Team
1968	John Curtis	LHP	Red Sox
1975	Denny Walling	OF	Athletics
1979	Mike Sullivan	P	Reds
1987	Bill Spiers	SS	Brewers
1995	David Miller	1B	Indians
1996	* Kris Benson	RHP	Pirates
1996	Billy Koch	RHP	Jays
1997	Matthew LeCroy	C	Twins
1999	Mike Paradis	RHP	Orioles
2002	Khalil Greene	SS	Padres
2004	Tyler Lumsden	LHP	White Sox

* - first overall pick

	Gary Burnham, OF	*40	Oakland Athletics
1997	Matthew LeCroy, C	*1	Minnesota Twins
	Gary Burnham, OF	22	Philadelphia Phillies
1998	Matt Padgett, OF	5	Florida Marlins
	Matt White, P	15	Cleveland Indians
	Scott Clackum, P	FA	Florida Marlins
1999	Mike Paradis, P	1	Baltimore Orioles
	Chris Heck, P	5	San Diego Padres
	Brian Adams, P	*11	San Diego Padres
	Doug Roper, SS/P	26	Toronto Blue Jays
	Ryan Mottl, P	*27	Texas Rangers
	Kurt Bultmann, 2B	34	Pittsburgh Pirates
2000	Patrick Boyd, OF	*4	Pittsburgh Pirates
	Ryan Mottl, P	6	Cincinnati Reds
	Scott Berner, P	18	Colorado Rockies
	Mike Calitri, INF	FA	Cincinnati Reds
	Justin Lombardi, P	FA	Florida Marlins
	Henri Stanley, OF	FA	Houston Astros
	Justin Singleton, OF/INF	FA	Toronto Blue Jays
2001	Josh Cram, P	4	San Francisco Giants
	Patrick Boyd, OF	7	Texas Rangers
	Khalil Greene, SS	*14	Chicago Cubs
	Steve Reba, P	*16	Oakland A's
	Nick Glaser, P	FA	Philadelphia Phillies
	Ryan Riley, 2B	FA	Tampa Bay Devils
2002	Khalil Greene, SS	1	San Diego Padres
	Michael Johnson, 1B	2	San Diego Padres
	Jeff Baker, 3B	4	Colorado Rockies
	B.J. LaMura, P	5	Chicago White Sox
	Matt Henrie, P	7	Arizona Diamondbacks
	Jarrold Schmidt, OF	21	Cincinnati Reds
	Steve Reba, P	24	Colorado Rockies
	Ryan Childs, P	33	Baltimore Orioles
	Thomas Boozer, P	FA	Independent League
2003	Steven Jackson, P	*32	Cleveland Indians
	Kyle Frank, OF	FA	New York Yankees
	Paul Harrelson, P	FA	Colorado Rockies
	Steve Pyzik, C	FA	Atlanta Braves
	David Slevin, 2B	FA	New York Yankees
2004	Tyler Lumsden, P	*1	Chicago White Sox
	Collin Mahoney, P/C	4	Detroit Tigers
	Lou Santangelo, C	4	Houston Astros
	Brad McCann, 3B	6	Florida Marlins
	Steven Jackson, P	10	Arizona Diamondbacks
	Patrick Hogan, P	14	Florida Marlins
	Garrick Evans, OF	*25	Kansas City Royals
	Zane Green, OF	44	Chicago Cubs
	Tony Sipp, OF/P	45	Cleveland Indians
	Russell Triplett, SS	FA	New York Mets
2005	Kris Harvey, DH/P	2	Florida Marlins
	Robert Rohrbaugh, P	7	Seattle Mariners
	Jeff Hahn, P	35	Detroit Tigers
	Adrian Casanova, C	*44	Detroit Tigers
	Drew Fiorenza, P	*45	Cleveland Indians

* - did not sign; \$ - secondary phase; # - drafted in January;
 ^ - supplemental pick between first and second rounds; Note:
 No draft prior to 1965; Major League players in **bold**.

Tigers in the Pros in 2005



Jeff Baker
3B • Rockies
Majors • Denver, CO
Clemson (2000-02)



Kris Benson
RHP • Mets
Majors • Flushing, NY
Clemson (2000,01)



Gary Burnham
1B • Independent
Bridgeport, CT
Clemson (1994-97)



Khalil Greene
SS • Padres
Majors • San Diego, CA
Clemson (1999-02)



Jeff Hahn
RHP • Tigers
Low A • Comstock Park, MI
Clemson (2002-05)



Kris Harvey
OF • Marlins
SS • Jamestown, NY
Clemson (2003-05)



Patrick Hogan
RHP • Marlins
Low A • Greensboro, NC
Clemson (2001-04)



Steven Jackson
RHP • Diamondbacks
Low A • South Bend, IN
Clemson (2001-04)



Michael Johnson
1B • Padres
High A • Lake Elsinore, CA
Clemson (2000-03)



B.J. LaMura
RHP • White Sox
AA • Birmingham, AL
Clemson (2000-02)



Matthew LeCroy
C • Twins
Majors • Minneapolis, MN
Clemson (1995-97)



Kevin Lynn
RHP • Devil Rays
High A • Visalia, CA
Clemson (2000,01)



Collin Mahoney
RHP • Tigers
Low A • Comstock Park, MI
Clemson (2002-04)



Brad McCann
3B • Marlins
Low A • Greensboro, NC
Clemson (2003,04)



Ryan Mottl
RHP • Independent
Atlantic City, NJ
Clemson (1997-00)



Matt Padgett
OF • Marlins
AAA • Albuquerque, NM
Clemson (1996-98)



Steve Pyzik
C • Braves
AAA • Richmond, VA
Clemson (2000-03)



Robert Rohrbaugh
LHP • Mariners
SS • Everett, WA
Clemson (2003-05)




Khalil Greene totaled 15 homers, 30 doubles, and 70 RBIs in his second full year as the San Diego Padres' starting shortstop in 2005.



Lou Santangelo
C • Astros
Low A • Lexington, KY
Clemson (2004)



Justin Singleton
OF • Blue Jays
AAA • Syracuse, NY
Clemson (1998-00)




Tony Sipp
LHP • Indians
High A • Kinston, NC
Clemson (2004)



Henri Stanley
OF • Dodgers
AAA • Las Vegas, NV
Clemson (1997-00)



Russell Triplett
INF • Mets
AA • Binghamton, NY
Clemson (2001-04)



Matt White
LHP • Nationals
Majors • Washington, D.C.
Clemson (1996-98)



ACC Baseball

2005 ACC Standings

Rk	Team	ACC					Overall					
		W	L	Pct	Home	Road	W	L	Pct	Home	Road	Neutral
1.	* Georgia Tech [^]	22	8	.733	14-1	8-7	45	19	.703	29-11	12-7	4-1
2.	* Clemson	21	9	.700	11-4	10-5	43	23	.652	25-7	15-13	3-3
3.	* Miami (FL) ^o	19	10	.650	10-5	9-5-1	41	19	.680	30-8	11-9-1	0-2
4.	* Florida State	19	11	.633	12-3	7-8	53	20	.726	35-5	16-13	2-2
5.	* North Carolina ^o	17	10	.625	11-3-1	6-7	41	19	.674	32-5-1	8-8	1-6
6.	* N.C. State	17	13	.567	10-5	7-8	41	19	.683	27-5	12-9	2-5
7.	* Virginia	14	14	.500	11-4	3-10	41	20	.672	31-5	7-12	3-3
8.	Wake Forest	12	18	.400	8-7	4-11	28	30	.483	16-10	8-17	4-3
9.	Virginia Tech	7	19	.269	3-8	4-11	23	28	.451	11-13	11-12	1-3
10.	Maryland	7	23	.233	3-12	4-11	25	31	.446	14-16	8-13	3-2
11.	Duke	5	25	.167	5-10	0-15	14	39	.264	14-21	0-17	0-1

* - NCAA Tournament participant; ^ - ACC Tournament champion; ^o - had one conference tie

The Tradition

Consistency. It is the mark of true excellence in any endeavor. However, in today's intercollegiate athletics, competition has become so balanced and so competitive that it is virtually impossible to maintain a high level of consistency.

Yet the Atlantic Coast Conference has defied the odds. Now in its 53rd year, the ACC has long enjoyed the reputation as one of the strongest and most competitive conferences in the nation. And that is not mere conjecture; the numbers support it.

Since the league's inception in 1953, ACC schools have captured 96 national championships, including 50 in women's competition and 46 in men's. In addition, NCAA individual titles have gone to ACC student-athletes 119 times in men's competition and 61 times in women's action.

Wake Forest won the ACC's first national baseball title in 1954. One of the league's newest members, Miami (FL), has claimed four national baseball titles (1982,85,99,01) over the past 24 years.

The ACC has consistently infused Major League Baseball with talented players. The current 12 ACC schools have had 481 players selected in the draft since 1994, including 42 first-round picks. The ACC has produced four #1 overall picks, including North Carolina's B.J. Surhoff in 1985, Florida State's Paul Wilson in 1994, Clemson's Kris Benson in 1996, and Miami's Pat Burrell in 1997.

Last year, a record seven of the conference's 11 teams participated in NCAA Tournament competition. It marked the third time in the conference's history that at least six teams participated in the same NCAA Tournament. Over the last 10 seasons, the current 12 ACC schools have made 64 NCAA Tournament appearances, winning 60 percent of their games (211-138) and making 15 trips to the College World Series in Omaha.

The History

The ACC was founded on May 8, 1953 at the Sedgefield Inn near Greensboro, NC with seven charter members - Clemson, Duke, Maryland, North Carolina, N.C. State, South Carolina, and Wake Forest - drawing up the conference by-laws.

The withdrawal of seven institutions from the Southern Conference came early on the morning of May 8, 1953 during the Southern Conference's annual spring meeting. On June 14, 1953, the seven members met in Raleigh, NC, where a set of by-laws were adopted, and the name became officially the Atlantic Coast Conference.

Suggestions from fans for the name of the new conference appeared in the region's newspapers prior to the meeting in Raleigh. Some of the names suggested included Dixie, Mid South, Mid Atlantic, East Coast, Seaboard, Colonial, Tobacco, Blue-Gray, Piedmont, Southern Seven, and Shoreline.

Duke's Eddie Cameron recommended that the name of the conference be the Atlantic Coast Conference, and the motion was passed unanimously. The meeting concluded with each member institution assessed \$200 to pay for the league's expenses.

On December 4, 1953, ACC officials met again at Sedgefield and officially admitted Virginia as the league's eighth member. The first and only withdrawal of a school from the ACC came on June 30, 1971, when South Carolina tendered its resignation.

The ACC operated with seven members until April 3, 1978, when Georgia Tech was admitted. The Atlanta school had withdrawn from the Southeastern Conference in January of 1964.

The ACC expanded to nine members on July 1, 1991, with the addition of Florida State.

Exactly 12 years later to the day, the ACC announced that Miami and Virginia Tech would join the conference for the 2004-05 academic year. A few months later, Boston College was admitted as the 12th member. The Eagles, formerly of the Big East Conference, began athletic competition in 2005-06.

School Affiliation History

Boston College

Charter member of Big East Conference in 1979...joined the ACC in July, 2005.

Clemson

Charter member of Southern Intercollegiate Athletic Association in 1894...charter member of Southern Conference in 1921...charter member of ACC in 1953.

Duke

Joined Southern Conference in December, 1928...charter member of ACC in 1953.

Florida State

Charter member of Dixie Conference in 1948...joined Metro Conference in July, 1976...joined ACC in July, 1991.

Georgia Tech

Charter member of Southern Intercollegiate Athletic Association in 1894...charter member of Southern Conference in 1921...charter member of SEC in 1932...joined ACC in April, 1978.

Maryland

Charter member of Southern Conference in 1921...charter member of ACC in 1953.

Miami (FL)

Charter member of Big East Football Conference in 1991...joined ACC in July, 2004.

North Carolina

Charter member of Southern Intercollegiate Athletic Association in 1894...charter member of Southern Conference in 1921...charter member of ACC in 1953.

N.C. State

Charter member of Southern Conference in 1921...charter member of ACC in 1953.

Virginia

Charter member of Southern Intercollegiate Athletic Association in 1894...charter member of Southern Conference in 1921...resigned from Southern Conference in December, 1936...joined ACC in December, 1953.

Virginia Tech

Charter member of Southern Conference in 1921...withdrew from Southern Conference in June, 1965...charter member of Big East Football Conference in 1991...joined ACC in July, 2004.

Wake Forest

Joined Southern Conference in February, 1936...charter member of ACC in 1953.

2005 All-ACC Team

First Team

Pos.	Player	Team	Cl.
C	Jake Muyco	N.C. State	Jr.
1B	Aaron Bates	N.C. State	So.
2B	Taylor Harbin	Clemson	Fr.
SS	Tyler Greene	Georgia Tech	Jr.
3B	Ryan Braun	Miami (FL)	Jr.
	Wes Hodges	Georgia Tech	So.
OF	Steven Blackwood	Georgia Tech	Jr.
OF	Jon Jay	Miami (FL)	So.
OF	Shane Robinson	Florida State	So.
DH/UT	Kris Harvey	Clemson	Jr.
DH/UT	Matt Wieters	Georgia Tech	Fr.
SP	Cesar Carrillo	Miami (FL)	Jr.
SP	Bryan Henry	Florida State	So.
SP	Jeff Kamrath	Virginia	Sr.
SP	Robert Woodard	North Carolina	So.
RP	Joey Devine	N.C. State	Jr.


Second Team

Pos.	Player	Team	Cl.
C	Aaron Cheesman	Florida State	Sr.
	J.B. Tucker	Wake Forest	Sr.
1B	Chad Flack	North Carolina	Fr.
	Ryne Malone	Florida State	So.
2B	Ramon Corona	N.C. State	Fr.
	Mike Trapani	Georgia Tech	Jr.
SS	Josh Horton	North Carolina	Fr.
3B	Ryan Zimmerman	Virginia	Jr.
OF	Paco Figueroa	Miami (FL)	Sr.
OF	Jeff Kindel	Georgia Tech	Jr.
OF	Jeremy Slayden	Georgia Tech	Jr.
DH/UT	Sean Doolittle	Virginia	Fr.
SP	Stephen Faris	Clemson	So.
SP	Andrew Miller	North Carolina	So.
SP	Blake Wood	Georgia Tech	So.
RP	Tyler Chambliss	Florida State	So.
RP	Kevin Lynch	Florida State	Sr.

Player-of-the-Year:	Ryan Braun	Miami (FL)
Pitcher-of-the-Year:	Cesar Carrillo	Miami (FL)
Freshman-of-the-Year:	Matt Wieters	Georgia Tech
Coach-of-the-Year:	Danny Hall	Georgia Tech

Bowman Field

Clemson played its home games on Bowman Field in front of Tillman Hall during its first 19 seasons through 1915. It was also the Tigers' venue during John Heisman's tenure as head coach (1901-03). Today, the vast field is a haven for Clemson students.



Batting Records

Games

Season:	*75 Seth Brizek, 1994
	*75 Mike Hampton, 1994
	*75 Shane Monahan, 1994
Career:	272 Khalil Greene, 1999-02

At-Bats

Game:	*9 Tony Masone at N.C. State, Apr. 6, 1979
	*9 Bert Heffernan vs. Fordham, May 26, 1988 (19 innings)
Season:	*330 Shane Monahan, 1994
Career:	*1,069 Khalil Greene, 1999-02

Hits

Inning:	*3 Robert Bonnette at N.C. State, (9th) Apr. 6, 1979
Game:	6 Joey Taylor vs. South Carolina, May 8, 1962
	6 Neil Simons vs. Georgia, Feb. 27, 1980
	6 Greg Guin at Georgia, Apr. 8, 1981
	6 Bob Paulling vs. Georgia Tech, Apr. 17, 1983
	6 Bert Heffernan vs. Auburn, Mar. 25, 1987
	6 Jerry Brooks vs. Charlotte, Feb. 24, 1988
	6 Chad Phillips vs. Maryland, Mar. 15, 1992
	6 Brad McCann vs. College of Charleston, May 12, 2004
Season:	*137 Shane Monahan, 1994
Career:	*403 Khalil Greene, 1999-02
Consecutive:	9 Bob Paulling vs. Georgia Tech (6) and Virginia (3), Apr. 17-20, 1983
Hitting Streak:	*41 Rusty Adkins, 1965,66

Doubles

Game:	3 Joey Taylor vs. South Carolina, May 8, 1962
	3 Pat Fitzsimmons vs. Wake Forest, Apr. 26, 1975
	3 Dave Caldwell vs. Arizona State, Jun. 10, 1977
	3 Tim Teufel vs. Western Carolina, Feb. 28, 1980
	3 Bert Heffernan vs. Auburn, Mar. 25, 1987
	3 Mike Couture at Coastal Carolina, Feb. 18, 1989
	3 Mike Lockhart vs. Davidson, Apr. 3, 1989
	3 Khalil Greene at Arkansas, May 29, 1999
	3 Khalil Greene at North Carolina, Apr. 1, 2000
	3 Russell Triplett at Old Dominion, Mar. 20, 2001
	3 Khalil Greene vs. South Carolina, Mar. 3, 2002
	3 Tyler Colvin vs. Florida State, May 3, 2004
	3 Tyler Colvin at N.C. State, Apr. 24, 2005
	3 Taylor Harbin vs. Miami (FL), May 21, 2005
Season:	33 Khalil Greene, 2002
Career:	*^95 Khalil Greene, 1999-02

Khalil Greene hit a school-record 33 doubles during the 2002 season. He also totaled an NCAA record 95 doubles in his four seasons (1999-02) as a Tiger.

Triples

Game:	*2 by many
Season:	11 Bill Spiers, 1987
Career:	21 Shane Monahan, 1993-95

Home Runs

Inning:	*2 Brooks Shumake vs. Maryland, Apr. 15, 1982 (1st)
	*2 Chuck Baldwin vs. Maryland, Mar. 27, 1986 (1st)
	*2 Kyle Frank at Maryland, Apr. 20, 2003 (2nd)
Game:	3 Ray Mathews vs. Furman, May 1, 1950
	3 Bill Barnett vs. Furman, Apr. 22, 1953 (14 innings)
	3 Jack McCall vs. Georgia Tech, Apr. 14, 1964
	3 Denny Walling at Wake Forest, Apr. 19, 1975
	3 Neil Simons at N.C. State, Apr. 7, 1979
	3 Bob Paulling at Georgia, Apr. 6, 1983
	3 Steve Baucom at Charlotte, Mar. 31, 1987
	3 Chuck Baldwin at Maryland, May 5, 1987
	3 Shane Monahan at N.C. State, Apr. 11, 1993
	3 Jeff Baker vs. Winthrop, Apr. 3, 2002
	3 Taylor Harbin at N.C. State, Apr. 23, 2005
Season:	27 Khalil Greene, 2002
Career:	59 Jeff Baker, 2000-02

Extra Base Hits

Game:	5 Joey Taylor vs. South Carolina, May 8, 1962 (3 doubles, 2 home runs)
Season:	61 Khalil Greene, 2002 (33 doubles, 1 triple, 27 home runs)
Career:	154 Khalil Greene, 1999-02 (95 doubles, 7 triples, 52 home runs)

RBIs

Game:	10 Ray Mathews vs. Furman, May 1, 1950
	10 Neil Simons at N.C. State, Apr. 6, 1979
	10 Jerry Brooks vs. Charlotte, Feb. 24, 1988
Season:	91 Khalil Greene, 2002
Career:	276 Khalil Greene, 1999-02



Batting Average

Season:	.485 Dude Buchanan, 1941 (33 H, 68 AB) (min. 50 AB)
	.470 Khalil Greene, 2002 (134 H, 285 AB) (min. 100 AB)
	.470 Khalil Greene, 2002 (134 H, 285 AB) (min. 150 AB)
Career:	.421 Denny Walling, 1975 (59 H, 140 AB) (min. 100 AB)
	.402 Dude Buchanan, 1939-41 (74 H, 184 AB) (min. 150 AB)
	.396 Shane Monahan, 1993-95 (337 H, 865 AB) (min. 500 AB)
	.396 Shane Monahan, 1993-95 (337 H, 865 AB) (min. 700 AB)

Slugging Percentage

Season:	.877 Khalil Greene, 2002 (250 TB, 285 AB) (min. 50 AB, 100 AB, & 150 AB)
Career:	.807 Denny Walling, 1975 (113 TB, 140 AB) (min. 100 AB)
	.668 Tim Teufel, 1979,80 (224 TB, 365 AB) (min. 300 AB)
	.636 Michael Johnson, 2000-03 (509 TB, 800 AB) (min. 500 AB)

Total Bases

Game:	16 Taylor Harbin at N.C. State, Apr. 23, 2005 (1 1B, 1 3B, 3 HR)
Season:	*250 Khalil Greene, 2002 (73 1B, 33 2B, 1 3B, 27 HR)
Career:	668 Khalil Greene, 1999-02 (249 1B, 95 2B, 7 3B, 52 HR)

Runs Scored

Game:	*7 Dave Buffamoyer at N.C. State, Apr. 6, 1979
Season:	97 Shane Monahan, 1994
Career:	285 Bert Heffernan, 1982-85

Stolen Bases

Game:	5 Fred Knoebel vs. Furman, Apr. 26, 1950
	*5 Mike Couture vs. N.C. State, May 6, 1989
Season:	47 Henry Threadgill, 1989 (54 attempts)
	47 Kevin Northrup, 1992 (55 attempts)
Career:	85 Henry Threadgill, 1986-89 (102 attempts)
	85 Mike Couture, 1987-90 (107 attempts)

Sacrifice Bunts

Game:	2 by many
Season:	15 Brad Chalk, 2005
Career:	25 Casey Stone, 1998-01

Sacrifice Flies

Game:	2 by many
Season:	11 Keith Williams, 1993
Career:	*20 Matthew LeCroy, 1995-97
	*20 Khalil Greene, 1999-02

Hit-By-Pitch

Game:	3 Khalil Greene vs. New York Tech, Mar. 30, 2001
Season:	21 Khalil Greene, 2001
Career:	58 Khalil Greene, 1999-02

Walks

Game:	5 by many
Season:	64 Jason Harris, 1999
	64 Henri Stanley, 1999
Career:	207 Bert Heffernan, 1985-88

Walks Per At Bat

Season:	1/2.93 Brian Ellis, 1998
Career:	1/3.85 Kurt Seibert, 1974-76

* - ACC record; ^ - NCAA record

Pitching Records

Games

Season:	33	Scott Winchester, 1995
	33	Nick Glaser, 2000
Career:	98	Matt Additon, 1997-00

Starts

Season:	19	Brian Barnes, 1988
	19	Brian Barnes, 1989
	19	Jason Dawsey, 1995
	19	Kris Benson, 1996
	19	Ryan Mottl, 2000
	19	Steve Reba, 2002
Career:	68	Ryan Mottl, 1997-00

Complete Games

Season:	11	Chuck Porter, 1976
Career:	26	Rusty Gerhardt, 1969-72

Shutouts

Season:	*4	Ron Musselman, 1976
	*4	Kris Benson, 1996
Career:	6	Ron Musselman, 1976,77

Wins

Season:	*16	Brian Barnes, 1989
Consecutive:	15	Kris Benson, 1995,96
	12	Chuck Porter, 1976
	12	Ron Musselman, 1977
	12	Jason Angel, 1991
Career:	*44	Brian Barnes, 1986-89

Winning Percentage

Season:	1.000	Chuck Porter, 1976 (12-0)
Career:	.944	Mike Kimbrell, 1988-91 (17-1)

Innings Pitched

Game:	*16.0	Chuck Porter vs. Virginia, Apr. 19, 1974
--------------	-------	--

No-Hitters

Date	Player(s)	Opponent	Score
4-12-1913	Doc Ezell	Erskine	5-0
4-29-1916	Elmer Long	Virginia Military	2-0
4-17-1924	Lefty Smith	South Carolina	6-0
3-29-1946	Joe Landrum	Erskine	6-0
5-8-1953	Billy O'Dell	South Carolina	2-0
5-6-1967	Nelson Gibson	Georgia Tech	3-0
	Charlie Watson		
4-17-1971	Dave Van Volkenburg	# Florida State	11-0
3-6-1973	Lindsay Graham	^ Maryland	3-0
4-17-1976	Ron Musselman	Virginia	9-0
3-17-1977	Brian Snyder	North Carolina-Wilmington	8-0
3-10-1980	Mike Brown	*# North Carolina-Wilmington	2-0
3-5-1982	Jeff Gilbert	Western Carolina	5-0
3-6-1984	Scott Parrish	# The Citadel	6-0

* - perfect game; # - seven-inning game; ^ - eight-inning game

Season:	156.0	Kris Benson, 1996
Career:	*475.1	Brian Barnes, 1986-89

ERA


Season:	0.79	Billy O'Dell, 1954 (8 ER, 91.1 IP)
Career:	1.51	Billy O'Dell, 1952-54 (37 ER, 219.2 IP) (min. 100 IP)

Strikeouts

Game:	21	Billy O'Dell vs. South Carolina, Apr. 4, 1952
	20	Joe Hazle at The Citadel, Apr. 18, 1947
	18	Billy O'Dell vs. Furman, Apr. 23, 1952
	18	Brian Barnes vs. Appalachian State, Mar. 6, 1988



Dave Van Volkenburg pitched a no-hitter against Florida State on April 17, 1971.



Billy O'Dell struck out a record 21 batters against South Carolina on April 4, 1952.

- 18 Brian Barnes vs. Old Dominion, Mar. 7, 1989
- 17 Harold Stowe vs. Florida, Jun. 9, 1958
- 17 Damon Vincent vs. Wake Forest, May 14, 1962
- 17 Brian Barnes vs. South Carolina, Mar. 31, 1989
- 17 Brian Barnes vs. Wake Forest, Mar. 19, 1989
- 17 Kris Benson vs. Virginia Tech, Mar. 10, 1996

Season:	*208	Brian Barnes, 1989
Career:	*513	Brian Barnes, 1986-89

Strikeouts Per Nine Innings

Game:	21.0	Billy O'Dell vs. South Carolina, Apr. 4, 1952
Season:	13.44	Billy O'Dell, 1953 (108 K, 72.1 IP) (min. 50 IP)
Career:	12.29	Billy O'Dell, 1952-54 (300 K, 219.2 IP) (min. 100 IP)

Strikeout-to-Walk Ratio

Season:	7.56	Kris Benson, 1996 (204 K, 27 BB)
Career:	4.51	Kris Benson, 1994-96 (356 K, 79 BB)

Fewest Hits Per Nine Innings

Season:	3.11	Billy O'Dell, 1953 (25 H, 72.1 IP)
Career:	5.29	Billy O'Dell, 1952-54 (129 H, 219.2 IP)

Fewest Walks Per Nine Innings

Season:	1.17	Phillip Lowery, 1987 (7 BB, 53.2 IP)
Career:	1.71	Phillip Lowery, 1986-88 (32 BB, 168.2 IP)

Saves

Season:	15	Nick Glaser, 2000
Career:	34	Scott Winchester, 1993-95

Batters Faced

Season:	606	Kris Benson, 1996
Career:	2,052	Brian Barnes, 1986-89

* - ACC record



Yearly Batting & Fielding

Year	W-L-T	G	AB	R	H	2B	3B	HR	TB	RBI	SH	SF	HP	SB	BB	SO	Bat. Avg.	Slug. Pct.	PO	A	E	DP	Pct.
1939	10-7	17	539	85	140	20	7	8	198	52	---	---	---	18	---	---	.259	.367	445	185	45	9	.933
1940	11-2-2	15	499	141	139	14	13	5	194	---	---	---	---	16	---	---	.279	.389	401	177	56	8	.912
1941	10-6	16	598	139	173	27	8	16	264	107	---	---	---	21	---	---	.289	.441	417	180	45	11	.930
1942	8-8	16	611	130	190	21	7	9	252	---	---	---	---	31	71	62	.311	.412	439	157	63	11	.904
1943	12-3	15	512	168	168	22	11	14	254	---	---	---	---	50	---	---	.328	.496	397	165	46	8	.924
1944																							
1945	7-5	12	402	81	83	9	3	4	110	---	---	---	---	15	61	67	.206	.274	295	127	38	4	.917
1946	12-5	17	639	125	166	23	9	5	222	85	---	---	---	15	79	90	.260	.347	476	235	65	5	.916
1947	24-5	29	975	244	252	48	11	15	367	157	---	---	---	40	155	123	.258	.376	---	---	78	---	---
1948	14-12-1	27	968	148	241	33	9	20	352	114	---	---	---	51	72	144	.249	.364	---	---	79	---	---
1949	11-12	23	895	180	276	47	13	27	430	155	---	---	---	24	---	---	.308	.480	---	---	65	---	---
1950	20-11	31	1162	277	340	45	13	32	507	235	---	---	---	92	---	---	.293	.436	---	---	83	---	---
1951	16-6	22	758	177	215	33	9	15	311	116	---	---	---	75	98	60	.284	.410	---	---	57	---	---
1952	10-12	22	669	145	191	37	5	16	286	133	2	---	---	8	92	83	.286	.428	---	---	75	---	---
1953	11-6	17	583	111	153	30	6	13	234	94	10	---	---	6	15	56	.263	.401	440	161	57	5	.913
1954	14-10	24	824	155	210	23	12	25	332	130	14	---	10	38	126	121	.255	.403	624	231	66	13	.928
1955	7-11	18	627	100	176	28	6	13	255	80	5	---	8	9	75	101	.281	.407	464	189	66	10	.908
1956	4-14	18	625	104	152	13	8	19	238	93	11	---	---	8	---	---	.243	.381	478	178	68	7	.897
1957	6-12	18	602	70	131	15	5	5	173	57	3	1	---	5	68	109	.216	.287	465	183	48	---	.931
1958	22-8	30	1057	211	289	47	10	13	395	181	18	12	---	18	133	170	.273	.374	795	313	71	18	.940
1959	24-8	32	1107	223	302	38	22	17	435	184	12	15	12	45	191	173	.273	.393	860	308	70	21	.940
1960	11-10-1	22	786	152	228	32	15	20	350	132	6	11	14	23	111	107	.290	.445	583	262	55	28	.939
1961	12-11	23	793	182	230	40	8	16	334	161	4	14	17	11	154	154	.290	.421	577	245	50	17	.943
1962	17-8	25	905	215	282	42	7	49	458	182	6	7	8	21	130	141	.313	.508	645	321	43	29	.957
1963	15-11	26	953	185	269	34	14	22	397	160	8	9	8	27	140	143	.282	.417	694	271	57	29	.944
1964	13-13	26	903	174	251	34	15	26	393	151	6	11	15	13	126	170	.278	.435	692	306	48	12	.954
1965	18-10-2	30	1028	190	298	51	16	26	459	166	8	15	9	24	122	166	.289	.446	771	295	62	22	.945
1966	20-7-2	29	1048	264	336	49	18	35	526	230	2	15	13	36	159	169	.321	.502	764	309	47	30	.958
1967	29-9	38	1269	206	335	55	17	20	484	178	7	14	14	42	168	224	.264	.381	1005	387	55	35	.962
1968	27-14	41	1243	189	291	39	15	21	423	158	7	8	24	24	169	255	.234	.340	976	433	76	33	.949
1969	27-17-2	46	1495	332	427	60	25	43	666	275	8	17	11	44	256	277	.286	.455	1104	428	90	43	.945
1970	32-16	48	1447	243	364	54	31	21	543	197	22	16	28	47	214	251	.252	.371	1145	456	81	29	.952
1971	27-14	41	1357	199	343	52	20	18	489	168	11	11	15	30	201	275	.253	.360	1068	399	84	21	.946
1972	19-14	33	1079	161	282	42	14	17	403	140	15	5	21	19	141	214	.261	.374	827	346	55	20	.955
1973	24-16	40	1254	200	325	46	14	29	486	180	12	11	15	20	160	175	.259	.388	987	397	68	31	.953
1974	23-15	38	1355	254	393	72	16	26	575	228	10	18	18	31	203	163	.290	.424	1018	480	87	45	.945
1975	33-10	43	1422	306	405	75	14	32	604	257	6	21	16	88	226	209	.285	.425	1095	417	61	32	.961
1976	36-15	51	1802	327	496	79	28	39	748	288	16	27	32	50	267	240	.275	.415	1394	602	68	68	.967
1977	42-10	52	1776	403	548	99	22	43	820	345	20	24	15	75	307	222	.309	.462	1340	583	66	60	.967
1978	39-14	53	1699	378	504	93	23	43	772	320	29	12	10	143	294	217	.297	.454	1300	561	84	30	.957
1979	40-15	55	1906	457	586	104	20	82	976	412	20	22	11	102	293	233	.307	.512	1415	552	104	31	.950
1980	38-21	59	1996	384	581	104	19	46	861	348	13	17	23	117	287	196	.291	.431	1540	688	106	49	.955
1981	34-24	58	2098	405	601	129	18	57	937	365	11	28	12	73	290	325	.287	.447	1550	701	107	48	.955
1982	37-22	59	2133	482	637	129	18	64	994	415	5	22	16	103	334	302	.299	.466	1559	730	101	54	.958
1983	30-20-1	51	1756	331	505	88	14	44	753	294	11	17	17	92	243	294	.288	.429	1320	613	85	53	.958
1984	38-17	55	1856	384	539	86	20	48	809	342	15	26	21	78	297	331	.290	.436	1425	673	90	61	.959
1985	36-30-1	67	2333	469	719	131	25	77	1131	418	15	39	45	114	298	369	.308	.485	1704	777	135	60	.948
1986	42-21	63	2384	550	771	146	39	80	1235	490	4	32	19	129	323	301	.323	.518	1696	780	113	70	.956
1987	54-14-1	69	2408	580	770	140	33	66	1174	516	6	38	29	123	318	337	.320	.488	1769	787	96	74	.964
1988	54-14	68	2398	564	757	160	24	82	1208	477	3	37	41	188	304	325	.316	.504	1795	742	98	65	.963
1989	50-20	70	2406	503	679	143	26	57	1046	453	14	38	41	163	397	446	.282	.435	1875	702	109	59	.959
1990	43-23	66	2287	524	696	120	27	75	1095	459	16	37	42	119	310	379	.304	.479	1709	697	99	46	.960
1991	60-10	70	2562	698	874	189	33	111	1462	622	23	46	40	94	382	455	.341	.571	1847	790	117	61	.958
1992	50-14	64	2240	481	687	135	27	35	981	411	27	27	38	131	303	307	.307	.438	1701	717	89	56	.964
1993	45-20	65	2302	482	719	143	29	54	1082	419	20	41	49	71	258	355	.312	.470	1723	713	113	58	.956
1994	57-18	75	2639	514	774	145	27	48	1117	441	28	40	67	115	386	394	.293	.423	2067	818	117	60	.961
1995	54-14	68	2419	570	767	143	31	75	1197	481	35	31	57	88	344	405	.317	.495	1830	751	96	81	.964
1996	51-17	68	2320	473	682	145	17	64	1050	427	36	37	54	63	364	452	.294	.453	1847	748	95	51	.965
1997	41-23	64	2310	565	725	141	11	95	1173	509	18	28	59	51	369	426	.314	.508	1705	697	100	56	.960
1998	43-16	59	2102	529	686	133	16	64	1043	473	36	30	36	82	388	407	.326	.496	1589	703	83	41	.965
1999	42-27	69	2436	612	746	169	11	72	1153	550	36	31	47	121	463	507	.306	.473	1843	778	100	75	.963
2000	51-18	69	2387	516	725	141	28	37	1033	458	47	26	65	112	319	432	.304	.433	1852	801	86	62	.969
2001	41-22	63	2276	486	694	138	11	85	1109	439	38	28	69	97	239	379	.305	.487	1691	719	79	55	.968
2002	54-17	71	2535	581	821	157	18	112	1350	522	26	23	67	91	322	447	.324	.533	1907	826	82	78	.971
2003	39-22	61	2178	408	672	122	5	54	966	375	26	24	43	35	243								

Yearly Pitching

Year	W-L	Saves	CG	SHO	IP	H	H/9 IP	R	ER	ERA	SO	SO/9 IP	BB	SO/BB
1953	11-6	---	7	3	149.0	93	5.62	79	39	2.36	159	9.60	77	2.06
1954	14-10	---	14	3	207.0	183	7.96	112	67	2.91	178	7.96	83	2.14
1955	7-11	---	9	0	160.0	---	---	---	---	---	113	6.62	75	1.51
1956	4-14	---	8	0	163.0	182	10.05	94	94	5.20	97	5.36	113	0.86
1957	6-12	---	9	1	155.0	157	9.12	91	75	4.35	91	5.28	58	1.57
1958	22-8	---	13	0	265.0	255	8.66	146	109	3.69	223	7.57	130	1.72
1959	24-8	---	9	3	286.2	195	6.12	111	76	2.39	276	8.67	122	2.26
1960	11-10-1	---	4	2	194.0	196	9.14	118	85	3.94	116	5.38	84	1.38
1961	12-11	---	10	1	192.1	187	8.76	134	100	4.68	129	6.04	126	1.02
1962	17-8	---	10	1	215.0	220	9.21	143	111	4.65	140	5.86	123	1.14
1963	15-9	---	5	0	231.1	226	8.79	161	113	4.40	181	7.04	138	1.31
1964	13-13	---	11	1	230.2	222	8.66	144	98	3.82	159	6.20	109	1.46
1965	18-10-2	---	11	4	257.0	220	7.70	125	88	3.08	238	8.33	131	1.82
1966	20-7-2	---	5	2	254.2	216	7.63	142	107	3.78	203	7.17	157	1.29
1967	29-9	---	8	7	335.0	244	6.56	103	78	2.16	268	7.20	135	1.99
1968	27-14	---	15	6	325.1	258	6.34	140	89	2.46	238	6.58	131	1.82
1969	27-12-2	---	14	2	368.0	332	8.12	232	176	4.30	293	7.17	227	1.29
1970	36-12	---	17	5	381.2	297	7.00	161	120	2.83	288	6.79	197	1.46
1971	27-14	---	12	4	356.0	295	7.46	154	117	2.96	307	7.76	142	2.16
1972	19-14	---	12	8	275.2	230	7.51	114	89	2.91	184	6.00	126	1.46
1973	24-16	---	8	6	329.0	262	7.17	167	126	3.45	242	6.62	168	1.44
1974	23-15	---	12	5	339.1	293	7.77	156	111	2.94	183	4.85	166	1.10
1975	33-10	13	14	4	365.0	277	6.83	133	100	2.47	253	6.24	183	1.38
1976	36-15	9	27	7	464.2	401	7.77	213	163	3.16	303	5.87	177	1.71
1977	42-10	13	19	11	446.2	409	8.24	209	166	3.34	309	6.23	210	1.47
1978	39-14	10	20	5	433.1	405	8.41	215	166	3.45	307	6.38	166	1.85
1979	40-15	10	14	5	471.2	437	8.34	255	184	3.51	353	6.74	203	1.74
1980	38-21	12	15	9	513.1	442	7.75	254	197	3.45	340	5.96	219	1.55
1981	34-24	9	15	4	516.2	537	9.35	328	265	4.62	255	4.44	237	1.08
1982	37-22	10	16	5	519.2	530	9.18	281	220	3.81	284	4.92	219	1.30
1983	30-20-1	11	4	5	440.0	387	7.92	223	170	3.48	251	5.13	221	1.14
1984	38-17	9	14	6	475.0	418	7.92	209	158	2.99	289	5.48	192	1.51
1985	36-30-1	10	18	4	567.2	639	10.13	426	329	5.18	337	5.34	317	1.06
1986	42-21	12	6	1	565.1	568	9.04	374	300	4.78	299	4.76	317	0.94
1987	54-14-1	16	17	6	589.2	570	8.67	315	248	3.79	399	6.09	290	1.38
1988	54-14	19	12	3	598.1	545	8.20	307	246	3.70	489	7.36	261	1.87
1989	50-20	17	12	6	625.0	531	7.65	293	224	3.22	626	9.01	297	2.11
1990	43-23	10	11	4	569.0	537	8.49	320	260	4.11	480	7.59	267	1.80
1991	60-10	12	9	4	615.2	577	8.43	313	251	3.67	480	7.01	262	1.83
1992	50-14	14	6	8	567.1	484	7.68	222	180	2.86	463	7.34	221	2.10
1993	45-20	15	4	1	574.1	603	9.45	332	265	4.15	450	7.05	223	2.02
1994	57-18	18	3	3	689.0	649	8.48	346	265	3.46	626	8.18	249	2.51
1995	54-14	17	4	8	610.0	504	7.43	287	219	3.23	591	8.72	242	2.44
1996	51-17	10	12	10	615.2	494	7.22	254	207	3.03	663	9.69	210	3.16
1997	41-23	12	5	1	568.1	701	11.10	475	401	6.35	474	7.51	295	1.61
1998	43-16	12	2	3	531.0	501	8.49	302	252	4.27	465	7.88	222	2.09
1999	42-27	9	1	1	614.1	726	10.64	480	397	5.82	538	7.88	318	1.69
2000	51-18	21	3	6	617.1	618	9.01	323	274	3.99	438	6.39	257	1.70
2001	41-22	10	3	5	563.2	584	9.34	319	259	4.14	482	7.71	212	2.27
2002	54-17	26	1	4	635.2	652	9.23	350	296	4.19	520	7.36	236	2.20
2003	39-22	11	1	5	542.0	567	9.42	325	255	4.23	410	6.81	210	1.95
2004	39-26	15	1	3	580.1	592	9.18	330	283	4.39	525	8.14	221	2.38
2005	43-23	9	6	4	587.2	608	9.31	298	257	3.94	500	7.66	223	2.24

Note: **Bolded** figures denote Clemson single-season high.



Ken Vining (left), Billy Koch (center), and Kris Benson (right) were on cue for 491 of the Tiger record 663 strikeouts in the 1996 season.



Team Records

Batting

At-Bats

Inning:	*22	vs. N.C. State, Apr. 6, 1979 (9th)
Game:	*73	vs. Fordham, May 26, 1988 (19 innings)
Both Teams:	135	vs. Fordham, May 26, 1988 (Clemson 70, Fordham 65) (19 innings)
	125	vs. Georgia Southern, Apr. 21, 1996 (Georgia Southern 64, Clemson 61) (18 innings)
Season:	*2,639	1994

Hits

Inning:	12	at N.C. State, Apr. 6, 1979 (9th)
	12	vs. Maryland, Mar. 21, 1998 (3rd)
Game:	29	vs. Auburn, May 8, 1982
Both Teams:	48	vs. Auburn, May 8, 1982 (Clemson 29, Auburn 19)
Season:	*874	1991

Doubles

Game:	10	vs. Coastal Carolina, Feb. 18, 1989
Both Teams:	12	vs. Auburn, May 8, 1982 (Clemson 7, Auburn 5)
Season:	*189	1991

Triples

Game:	*5	vs. Duke, Apr. 6, 1986
Both Teams:	*7	vs. Howard, Apr. 8, 1978 (Clemson 4, Howard 3)
Season:	*39	1986

Home Runs

Inning:	*5	vs. South Carolina, May 8, 1962 (6th)
Game:	8	vs. South Carolina, May 8, 1962
Both Teams:	11	vs. South Carolina, May 8, 1962 (Clemson 8, South Carolina 3)
Season:	112	2002

RBIs

Game:	*37	at N.C. State, Apr. 6, 1979
Both Teams:	*52	vs. South Carolina, Apr. 23, 1997 (South Carolina 36, Clemson 16)
Season:	*622	1991

Batting Average

Game:	.522	vs. Georgia Southern, Mar. 12, 2002 (23 H, 44 AB)
Season:	.341	1991 (874 H, 2,562 AB)

Total Bases

Game:	56	vs. South Carolina, May 8, 1962 (12 1B, 6 2B, 8 HR)
Both Teams:	*94	vs. South Carolina, May 8, 1962 (22 1B, 11 2B, 2 3B, 11 HR)
Season:	*1,462	1991

Winning Streaks

Rk	WS	First Opponent	Score	Date	Ended By	Score	Date
1.	26	Columbus ⁽¹⁾	12-2	2-26-1977	South Carolina	1-2	3-28-1977
2.	25	Texas-Arlington	18-0	2-18-1995	South Carolina	2-4	3-28-1995
3.	21	Ohio State ⁽²⁾	4-3	3-26-1988	South Carolina	7-11	4-23-1988
4.	17	Eastern Kentucky ⁽¹⁾	7-0	2-16-1992	Maryland	9-10	3-15-1992
5.	15	Charlotte	23-6	2-24-1988	% Brigham Young	2-9	3-15-1992
	15	Maine	7-3	2-23-1996	Duke ⁽¹⁾	4-7	3-16-1996
7.	14	Seton Hall	7-5	3-28-1989	Maryland ⁽¹⁾	4-5	4-16-1989
	14	Winthrop	5-4	3-4-2003	Western Carolina	5-9	3-25-2003
9.	13	Tennessee	6-3	5-9-1991	! Creighton	4-8	6-1-1991
	13	Auburn	7-4	2-22-2002	South Alabama	4-6	3-16-2002
	13	South Alabama	11-3	3-17-2002	N.C. State	0-3	4-6-2002

% - Fresno, CA; ! - College World Series

Runs Scored

Inning:	*19	vs. Maryland, Mar. 21, 1998 (3rd)
Game:	*41	at N.C. State, Apr. 6, 1979
Both Teams:	*54	vs. South Carolina, Apr. 23, 1997 (South Carolina 38, Clemson 16)
Season:	*698	1991

Highest Run Margin

Game:	+32	at N.C. State, Apr. 6, 1979 (41-9 score)
Season:	+385	1991 (698 Clemson runs, 313 opponent runs)
Per Game:	+5.5	1991

Lowest Run Margin

Game:	-23	at Georgia, Apr. 4, 1939 (27-4 score)
Season:	-70	1956 (172 opponent runs, 102 Clemson runs)
Per Game:	-3.5	1956

Stolen Bases

Game:	12	vs. The Citadel, Apr. 21, 1950
Season:	*188	1988
Per Game:	*2.8	1978

Pitching

Innings Pitched

Game:	19	vs. Fordham, May 26, 1988
Season:	*689.0	1994

Fewest Hits Allowed

Game:	0	vs. many (13) (last vs. The Citadel, Mar. 6, 1984)
Season:	93	1953
Per 9 IP:	5.62	1953 (93 H, 149.0 IP)

Fewest Runs Allowed

Game:	0	many times
Season:	79	1953
Per Game:	2.71	1967

Fewest Earned Runs Allowed

Game:	0	many times
Season:	39	1953
Per Game:	2.05	1967

Strikeouts

Game:	21	vs. South Carolina, Apr. 4, 1952
Season:	663	1996
Per 9 IP:	9.69	1996

Fewest Walks

Game:	0	many times
Season:	58	1957
Per 9 IP:	3.07	1996

Fielding

Errors

Game:	12	vs. Georgia, Apr. 6, 1946
Both Teams:	18	vs. Georgia, Apr. 6, 1946
Season:	135	1985

Fielding Percentage

Game:	1.000	many times
Season:	.971	2002 (82 errors, 2,815 chances)

Double Plays

Game:	*6	vs. New Orleans, May 21, 1989
	*6	vs. Georgia, Apr. 5, 1995
Both Teams:	8	vs. North Carolina-Wilmington, Feb. 27, 1988 (Clemson 4, North Carolina-Wilmington 4)
Season:	81	1995


Triple Plays

Game:	1	vs. many (last vs. George Mason, Feb. 26, 1995)
Season:	1	1955, 1971, 1995

Miscellaneous Single-Season Records

Games:	*75	1994
Consecutive Games W/O Being Shutout:	232	Apr. 24, 1984 - May 4, 1986
Wins:	*60	1991
Consecutive Wins:	*26	1977
Winning Percentage:	*.857	1991 (60-10)
Slugging Percentage:	.571	1991 (1,462 TB, 2,562 AB)
Runners Left on Base:	*610	1999
Complete Games:	27	1976
Pitching Shutouts:	*11	1977
ERA:	2.16	1967 (78 ER, 335 IP)
Strikeout-to-Walk Ratio:	3.16:1	1996 (663 K, 210 BB)
Saves:	*26	2002

* - ACC record



The 1953 team holds the Tiger record for fewest hits (93) and runs allowed (39) in a season.

Season Bests

Batting

Rk	Player	Year	GP
1.	Seth Brizek	1994	75
	Mike Hampton	1994	75
	Shane Monahan	1994	75
4.	David Miller	1994	71
	Andy Monin	1994	71
	Khalil Greene	2002	71
	Michael Johnson	2002	71
8.	Kyle Frank	2002	70
9.	Steve Baucom	1987	69
	Mike Couture	1989	69
	Henry Threadgill	1989	69
	Eric Macrina	1991	69
	Khalil Greene	1999	69
	Jason Harris	1999	69
	Henri Stanley	1999	69
	Patrick Boyd	2000	69
	Khalil Greene	2000	69
	Casey Stone	2000	69

At-Bats

Rk	Player	Year	GP	AB
1.	Shane Monahan	1994	75	330
2.	Chuck Baldwin	1986	63	289
3.	David Miller	1994	71	288
4.	Seth Brizek	1994	75	287
	Mike Hampton	1994	75	287
6.	Khalil Greene	2002	71	285
7.	Jerry Brooks	1988	68	284
	Kyle Frank	2002	70	284
9.	Henry Threadgill	1989	69	283
10.	Jeff Baker	2000	68	275

Hits

Rk	Player	Year	GP	Hits
1.	Shane Monahan	1994	75	137
2.	Khalil Greene	2002	71	134
3.	Mike Hampton	1994	75	109
4.	Chuck Baldwin	1986	63	107
5.	Jerry Brooks	1988	68	106
	Shane Monahan	1995	67	106
7.	Gary Burnham	1997	64	104
8.	David Miller	1995	68	103
	Casey Stone	2001	62	103
10.	Brian Kowitz	1990	66	102



Bill Spiers hit a Clemson record 11 triples in 64 games during the 1987 season.

Multiple-Hit Games

Rk	Player	Year	GP	MHG
1.	Shane Monahan	1994	75	46
2.	Khalil Greene	2002	71	42
3.	Chuck Baldwin	1986	63	37
4.	Mike Hampton	1994	75	34
	David Miller	1995	68	34
6.	Shane Monahan	1995	68	33
7.	Khalil Greene	1999	69	31
8.	Jerry Brooks	1988	68	30
	Mike Milchin	1988	68	30
	Brian Kowitz	1990	66	30
	Gary Burnham	1997	64	30
	Patrick Boyd	1999	62	30
	Casey Stone	2001	60	30

Singles

Rk	Player	Year	GP	1B
1.	Shane Monahan	1994	75	94
2.	Casey Stone	2000	69	82
	Casey Stone	2001	60	82
4.	Mike Hampton	1994	75	73
	Khalil Greene	2002	71	73
6.	David Miller	1994	71	72
	Eric DeMoura	1997	63	72
8.	Brian Kowitz	1990	66	71
9.	David Miller	1995	68	70
	Kyle Frank	2002	70	70

Doubles

Rk	Player	Year	GP	2B
1.	Khalil Greene	2002	71	33
2.	Kurt Bultmann	1997	60	31
3.	Taylor Harbin	2005	66	28
4.	Gary Burnham	1995	66	27
5.	Billy McMillon	1991	65	26
6.	Gary Burnham	1996	68	24
	Khalil Greene	2000	69	24
8.	Chuck Baldwin	1986	63	23
	Kevin Northrup	1992	64	23
	Shane Monahan	1994	75	23
	Gary Burnham	1997	64	23
	Kurt Bultmann	1999	68	23

Triples

Rk	Player	Year	GP	3B
1.	Bill Spiers	1987	64	11
2.	David Miller	1995	68	10
3.	Kevin Northrup	1991	67	9
	Shane Monahan	1994	75	9
5.	Don Russell	1969	46	8
	Dave Caldwell	1976	50	8
	Shawn Satterfield	1992	55	8
8.	Rusty Adkins	1967	38	7
	Shane Monahan	1993	65	7
	Ryan Riley	2000	55	7

Home Runs

Rk	Player	Year	GP	HR
1.	Khalil Greene	2002	71	27
2.	Jeff Baker	2002	68	25
	Michael Johnson	2002	71	25
	Kris Harvey	2005	65	25
5.	Eric Macrina	1991	69	24
	Matthew LeCroy	1997	64	24
7.	Jeff Baker	2001	60	23
8.	Jim McCollom	1985	64	21
9.	Keith Williams	1993	65	19
10.	Eric Macrina	1990	53	18
	Michael Johnson	2001	62	18
	Lou Santangelo	2004	64	18

Extra Base Hits

Rk	Player	Year	GP	EBH
1.	Khalil Greene	2002	71	61
2.	Kurt Bultmann	1997	60	48
3.	Michael Johnson	2002	71	45
4.	Jim McCollom	1985	64	44
	Jerry Brooks	1988	68	44
6.	Eric Macrina	1991	69	43



Taylor Harbin had 28 doubles and 42 extra base hits in 2005, ranking in the top 10 in Tiger history for a season. Both marks were also bests by a freshman in school history.

Shane Monahan	1994	75	43
8. Taylor Harbin	2005	66	42
9. Keith Williams	1993	65	41
10. Chuck Baldwin	1986	63	40
Billy McMillon	1991	65	40
Gary Burnham	1997	64	40
Patrick Boyd	1999	62	40

RBIs

Rk	Player	Year	GP	RBI
1.	Khalil Greene	2002	71	91
2.	Jeff Baker	2002	68	87
3.	Eric Macrina	1991	69	84
4.	Gary Burnham	1997	64	82
5.	Michael Johnson	2002	71	81
6.	Jerry Brooks	1988	68	80
7.	Keith Williams	1993	65	79
	Matthew LeCroy	1997	64	79
9.	David Miller	1995	68	78
10.	Jim Crowley	1991	68	77

Batting Average

Rk	Player	Year	AB	Hits	Avg.
1.	Dude Buchanan	1941	68	33	.485
2.	Khalil Greene	2002	285	134	.470
3.	Homer Coker	1942	52	24	.462
	Homer Coker	1943	52	24	.462
5.	Rusty Adkins	1965	126	56	.444
6.	Johnny Jones	1962	82	36	.439
7.	Hank Sullivan	1943	63	27	.429
8.	Wyman Morris	1953	64	27	.422
9.	Denny Walling	1975	140	59	.421
10.	Shane Monahan	1994	330	137	.415

Note: Min. 50 at-bats.

Slugging Percentage

Rk	Player	Year	AB	TB	Pct.
1.	Khalil Greene	2002	285	250	.877
2.	Dude Buchanan	1941	68	55	.809
3.	Denny Walling	1975	140	113	.807
4.	Joey Taylor	1962	64	49	.766
5.	Homer Coker	1943	52	39	.750
6.	Michael Johnson	2002	263	197	.749
7.	Jim McCollom	1985	251	188	.749
8.	Doug Kingsmore	1954	89	66	.742
9.	Jeff Baker	2001	202	156	.738
10.	Matthew LeCroy	1997	237	171	.722

Note: Min. 50 at-bats.



Season Bests

Total Bases			
Rk	Player	Year	TB
1.	Khalil Greene	2002	250
2.	Shane Monahan	1994	211
3.	Michael Johnson	2002	197
4.	Jim McCollom	1985	188
5.	Chuck Baldwin	1986	180
6.	Jerry Brooks	1988	179
	Eric Macrina	1991	179
8.	Jeff Baker	2002	177
9.	Keith Williams	1993	176
	Gary Burnham	1997	176

Runs Scored			
Rk	Player	Year	Runs
1.	Shane Monahan	1994	97
2.	Bert Heffernan	1988	93
	Khalil Greene	2002	93
4.	Brian Kowitz	1990	87
5.	Henri Stanley	1999	85
6.	Mike Hampton	1994	84
7.	Gary Burnham	1997	83
8.	Shane Monahan	1995	82
9.	Jim Crowley	1991	79
	David Miller	1995	79

Stolen Bases			
Rk	Player	Year	SB
1.	Henry Threadgill	1989	47
	Kevin Northrup	1992	47
3.	Mike Hampton	1994	39
4.	Bill Spiers	1986	35
5.	Randy Mazey	1988	34
	Mike Couture	1989	34
	Brian Kowitz	1990	34
8.	Mike Couture	1988	32
	Henry Threadgill	1988	32
10.	Billy Weems	1980	30
	Brooks Shumake	1983	30

Sacrifice Bunts			
Rk	Player	Year	Sac.
1.	Brad Chalk	2005	15
2.	Casey Stone	2000	14
3.	Adrian Casanova	2005	12
4.	Steve Pyzik	2001	11
5.	Doug Livingston	1995	9
	Ryan Riley	2001	9
7.	Joe Taylor	1992	8
	Kurt Bultmann	1996	8



Rusty Adkins did not strike out a single time in 126 at-bats during the 1965 season.

Doug Roper	1998	58	8
Herman Demmink	2005	65	8
Taylor Harbin	2005	66	8

Sacrifice Flies			
Rk	Player	Year	SF
1.	Keith Williams	1993	11
2.	Jim McCollom	1985	9
	Matthew LeCroy	1996	9
4.	Chuck Baldwin	1986	8
	Mike Milchin	1988	8
	Jim Crowley	1991	8
	Keith Williams	1992	8

Hit-By-Pitch			
Rk	Player	Year	HBP
1.	Khalil Greene	2001	21
2.	Mike Hampton	1994	17
	Gary Burnham	1995	17
4.	Khalil Greene	2000	15
5.	Mike Couture	1988	14
6.	Mike Couture	1989	12
	Seth Brizek	1994	12
	Doug Livingston	1996	12
9.	Jeff Baker	2001	11
	Ryan Riley	2001	11
	Jeff Baker	2002	11
	Khalil Greene	2002	11

Walks			
Rk	Player	Year	BB
1.	Jason Harris	1999	64
	Henri Stanley	1999	64
3.	Michael Johnson	2003	63
4.	Bert Heffernan	1988	62
5.	Gary Burnham	1996	61
6.	Bert Heffernan	1986	55
	Mike Couture	1989	55
8.	Matthew LeCroy	1997	53
9.	Kevin Northrup	1992	51
10.	Kurt Seibert	1976	50
	Brian Ellis	1999	50
	Michael Johnson	2002	50

Most Walks Per At-Bat			
Rk	Player	Year	AB/BB Ratio
1.	Brian Ellis	1998	123/42 1/2.93
2.	Michael Johnson	2003	198/63 1/3.14
3.	Doug Hoffman	1959	105/33 1/3.18
4.	Kurt Seibert	1976	160/50 1/3.20
5.	Steve Nilsson	1978	160/47 1/3.40
6.	Johnny Severs	1971	153/44 1/3.48
7.	Gary Burnham	1996	223/61 1/3.66
8.	Mark Biegert	1987	132/36 1/3.67
9.	Mark Biegert	1985	103/28 1/3.68
10.	Don Russell	1970	130/35 1/3.71

Fewest Strikeouts Per At-Bat			
Rk	Player	Year	AB/K Ratio
1.	Rusty Adkins	1965	126/0 0/126.0
2.	Casey Stone	2001	263/9 1/29.2
3.	Randy Bray	1969	167/6 1/27.8
4.	Neil Simons	1980	274/10 1/27.4
5.	Ellis Dantzler	1966	108/4 1/27.0
6.	Jimmy Key	1980	103/4 1/25.8
7.	Pete Ayoub	1963	102/4 1/25.5
8.	Billy Weems	1980	229/10 1/22.9
9.	Greg Guin	1981	204/9 1/22.7
10.	Elmo Lam	1963	103/5 1/20.6

Pitching		
Appearances		
Rk	Player	App.
1.	Scott Winchester	1995 33
	Nick Glaser	2000 33
3.	Aaron Jersild	1992 32
4.	Andy Taulbee	1993 30
5.	Josh Cram	2001 28

Hitting for the Cycle

Clemson

Fred Knoebel at South Carolina on May 5, 1950. Walk in 1st, triple in 2nd, single in 4th, home run in 5th, double in 7th, hit-by-pitch in 8th. Clemson won 14-5.

Steve Tucker at Georgia Tech on Apr. 22, 1975. Double in 1st, on by error in 2nd, triple in 4th, home run in 6th, single in 7th, single in 9th. Clemson won 18-3.

Keith Williams at Furman on Apr. 20, 1993. Home run in 1st, double in 3rd, single in 6th, triple in 9th. Clemson won 17-2.

Shane Monahan at Hawaii-Hilo on Mar. 19, 1994. Triple in 1st, single in 2nd, home run in 6th, double in 8th, single in 9th. Clemson won 13-5.

Gary Burnham at Texas-Arlington on Feb. 18, 1995. Double in 1st, triple in 3rd, walk in 5th, strikeout in 6th, homer in 7th, single in 9th. Clemson won 18-0.

Opponents

Dick Steed of Georgia Tech in Atlanta, GA on Apr. 13, 1971. Triple in 1st, double in 2nd, strikeout in 4th, home run in 6th, single in 8th. Georgia Tech won 8-4.

Chris Pittaro of North Carolina in Chapel Hill, NC on Mar. 21, 1981. Double in 1st, single in 2nd, home run in 3rd, triple in 6th, ground out to second base in 7th. North Carolina won 10-7.

Billy Trapp	1980	28
Scott Winchester	1994	28
8. Len Bradley	1980	27
Jerome Santivasci	1989	27
Jason Dawsey	1993	27
Michael Holtz	1994	27
David Shepard	1996	27
Tyler Lumsden	2002	27

Relief Appearances

Rk	Player	Year	RA
1.	Scott Winchester	1995	33
	Nick Glaser	2000	33
3.	Aaron Jersild	1992	32
4.	Josh Cram	2001	28
	Billy Trapp	1980	28
	Scott Winchester	1994	28
7.	Jerome Santivasci	1989	27
	David Shepard	1996	27
9.	Scott Winchester	1993	26
	Matt Additon	2000	26
	Thomas Boozer	2002	26

Starts

Rk	Player	Year	GS
1.	Brian Barnes	1988	19
	Brian Barnes	1989	19
	Jason Dawsey	1995	19
	Kris Benson	1996	19
	Ryan Mottl	2000	19
	Steve Reba	2002	19
7.	Andy Taulbee	1994	18
	Matt Henrie	2002	18
9.	George Stone	1985	17
	Brian Barnes	1987	17
	Tim Parker	1990	17
	Jason Angel	1992	17
	Ryan Mottl	1999	17
	Scott Berney	2000	17
	Steve Reba	2001	17

Complete Games

Rk	Player	Year	CG
1.	Chuck Porter	1976	11
2.	Billy O'Dell	1954	9
	George Stone	1985	9
	Brian Barnes	1989	9
5.	Harold Stowe	1958	8
	Rusty Gerhardt	1970	8
	Ron Musselman	1977	8

Season Bests

8. Dave Van Volkenburg	1969	7
Steve Cline	1974	7
Jeff Gilbert	1981	7
Jimmy Key	1982	7
Kris Benson	1996	7

Shutouts


Rk	Player	Year	SHO
1.	Ron Musselman	1976	4
	Kris Benson	1996	4
3.	Billy O'Dell	1954	3
	Lindsay Graham	1972	3
	Chuck Porter	1976	3
	Tommy Qualters	1977	3
	Tim Parker	1990	3

Wins

Rk	Player	Year	Wins
1.	Brian Barnes	1989	16
2.	Harold Stowe	1958	14
	Jason Angel	1991	14
	Kris Benson	1996	14
5.	Brian Barnes	1988	13
	Matt Henrie	2002	13
	Steve Reba	2002	13
8.	Ron Musselman	1977	12
	Chuck Porter	1977	12
	Brian Barnes	1987	12
	Chad Phillips	1993	12
	Andy Taulbee	1994	12
	Steve Reba	2001	12
14.	Rusty Gerhardt	1971	11
	Scott Miller	1992	11
	Jason Dawsey	1995	11
17.	Mike Sullivan	1979	10
	Andy Taulbee	1993	10
	Billy Koch	1996	10
	Ken Vining	1996	10
	Ryan Mottl	1997	10
	Ryan Mottl	2000	10

Winning Percentage

Rk	Player	Year	W-L	Pct.
1.	Chuck Porter	1976	12-0	1.000
	Mike Kimbrell	1991	11-0	1.000
	Mike Sullivan	1979	10-0	1.000
	Jarrod Schmidt	2000	9-0	1.000
	Aaron Jersild	1991	8-0	1.000
	Mike Holtz	1992	8-0	1.000



Mike Sullivan is one of only three Tigers in history to amass 10 wins without a loss.

Len Bradley	1979	7-0	1.000
Tommy Qualters	1977	6-0	1.000
Kris Harvey	2004	6-0	1.000
Phillip Lowery	1987	5-0	1.000
Doug Marchal	1987	5-0	1.000
Jeff Sauve	1995	5-0	1.000
13. Scott Miller	1992	11-1	.917
14. Bill Parmer	1967	9-1	.900

Note: Min. five decisions.

Innings Pitched

Rk	Player	Year	IP
1.	Kris Benson	1996	156.0
2.	Brian Barnes	1989	146.0
3.	Brian Barnes	1988	137.2
4.	Jason Dawsey	1995	129.1
5.	George Stone	1985	127.1
6.	Harold Stowe	1958	126.2
7.	Brian Barnes	1987	120.2
8.	Chuck Porter	1976	119.0
9.	Ron Musselman	1977	117.1
10.	Jimmy Key	1982	116.0

ERA

Rk	Player	Year	IP	ER	ERA
1.	Scott Winchester	1995	45.2	3	0.59
2.	Billy O'Dell	1954	91.1	8	0.79
3.	Joe Landrum	1946	104.0	12	1.04
4.	Scott Clackum	1998	40.2	5	1.11
5.	Jay Bevis	1970	40.1	5	1.12
6.	Bill Parmer	1967	71.0	9	1.14
7.	Brian Snyder	1977	60.1	8	1.19
8.	Mike Holtz	1992	57.1	8	1.26
9.	Jerome Santivasci	1989	66.0	10	1.36
10.	Billy O'Dell	1953	72.1	11	1.37

Note: Min. 40 innings pitched.

Strikeouts

Rk	Player	Year	K
1.	Brian Barnes	1989	208
2.	Kris Benson	1996	204
3.	Billy Koch	1996	152
4.	Brian Barnes	1988	140
5.	Ken Vining	1996	135
6.	Jason Dawsey	1995	133
7.	Harold Stowe	1958	126
8.	Harold Stowe	1959	117
9.	Brian Barnes	1987	112
10.	Billy O'Dell	1954	111
	Rusty Gerhardt	1970	111
	Rusty Gerhardt	1971	111
	Billy Koch	1995	111

Strikeouts Per Nine Innings

Rk	Player	Year	K	IP	K/9 IP
1.	Billy O'Dell	1953	108	72.1	13.44
2.	Billy O'Dell	1952	81	56.0	13.02
3.	Brian Barnes	1989	208	146.0	12.82
4.	Billy Koch	1996	152	111.2	12.25
5.	Patrick Hogan	2004	60	44.2	12.09
6.	Kris Benson	1996	204	156.0	11.77
7.	Billy Koch	1995	111	87.0	11.48
8.	Mike Milchin	1989	54	42.2	11.39
9.	Tony Sipp	2004	59	48.0	11.06
10.	Billy O'Dell	1954	111	91.1	10.94

Note: Min. 40 innings pitched.

Strikeout-to-Walk Ratio

Rk	Player	Year	K	BB	K/BB
1.	Kris Benson	1996	204	27	7.56
2.	Joe Landrum	1947	98	18	5.44
3.	Phillip Lowery	1987	37	7	5.29
4.	Billy O'Dell	1952	81	16	5.06
5.	Joe Landrum	1946	97	22	4.41
6.	Josh Cribb	2005	97	24	4.04
7.	Jerome Santivasci	1989	55	14	3.93
8.	Josh Cribb	2004	58	15	3.87
9.	Scott Clackum	1998	42	11	3.82
10.	Rusty Gerhardt	1971	111	30	3.70

Note: Min. 40 innings pitched.



Brian Barnes struck out a Clemson record 208 batters during the 1989 season.

Fewest Hits Per Nine Innings

Rk	Player	Year	Hits	IP	H/9 IP
1.	Billy O'Dell	1953	25	72.1	3.11
2.	Jay Bevis	1970	17	40.1	3.79
3.	Rusty Gerhardt	1970	47	100.1	4.22
4.	Scott Winchester	1995	23	45.2	4.53
5.	Scott Clackum	1998	21	40.2	4.65
6.	Steve Cline	1973	35	59.1	5.31
7.	Brian Snyder	1977	36	60.1	5.37
8.	Brian Barnes	1989	89	146.0	5.49
9.	Billy O'Dell	1954	56	91.1	5.52

Note: Min. 40 innings pitched.

Fewest Walks Per Nine Innings

Rk	Player	Year	BB	IP	BB/9 IP
1.	Phillip Lowery	1987	7	53.2	1.17
2.	Jimmy Roller	1960	11	71.2	1.38
3.	Kris Benson	1996	27	156.0	1.56
4.	Patrick Hogan	2002	11	54.2	1.81
5.	Thomas Boozer	2002	9	44.0	1.84
6.	Jimmy Roller	1959	10	47.1	1.90
7.	Jerome Santivasci	1989	14	66.0	1.91
8.	Jason Dawsey	1994	21	97.1	1.94
9.	Josh Cribb	2005	24	109.1	1.98
10.	Matt Henrie	2002	25	112.2	2.00

Note: Min. 40 innings pitched.

Saves

Rk	Player	Year	Saves
1.	Nick Glaser	2000	15
2.	Scott Winchester	1995	14
3.	Scott Winchester	1993	10
	Scott Winchester	1994	10
	Patrick Hogan	2004	10
6.	Scott Clackum	1998	9
7.	Mike Milchin	1988	8
	Paul Harrelson	2002	8
9.	Len Bradley	1980	7
	Aaron Jersild	1992	7

Batters Faced

Rk	Player	Year	BF
1.	Kris Benson	1996	606
2.	Brian Barnes	1989	602
3.	Brian Barnes	1988	598
4.	George Stone	1984	569
5.	Jason Dawsey	1995	529
6.	Brian Barnes	1987	523
7.	Andy Taulbee	1994	489
8.	Jimmy Key	1982	485
9.	Ron Musselman	1977	483
10.	Bill Steele	1986	481



Career Leaders

Batting

Games		
Rk	Player	Year(s)
1.	Khalil Greene	1999-02
2.	Bert Heffernan	1985-88
3.	Kurt Bultmann	1996-99
4.	Jim Crowley	1988-91
5.	Michael Johnson	2000-03
6.	Henri Stanley	1997-00
7.	Kyle Frank	1999,01-03
8.	Chuck Baldwin	1984-87
9.	Jim McCollom	1982-85
10.	Casey Stone	1998-01

At-Bats

Rk	Player	Year(s)	AB
1.	Khalil Greene	1999-02	1,069
2.	Bert Heffernan	1985-88	993
3.	Kurt Bultmann	1996-99	953
4.	Chuck Baldwin	1984-87	935
5.	Shane Monahan	1993-95	856
6.	Jim McCollom	1982-85	830
7.	Jim Crowley	1988-91	826
8.	Kyle Frank	1999,01-03	818
9.	Robert Bonnette	1976-79	813
10.	Neil Simons	1977-80	805

Hits

Rk	Player	Year(s)	Hits
1.	Khalil Greene	1999-02	403
2.	Shane Monahan	1993-95	337
3.	Bert Heffernan	1985-88	335
4.	Chuck Baldwin	1984-87	311
5.	Kurt Bultmann	1996-99	306
6.	Jim McCollom	1982-85	285
7.	Michael Johnson	2000-03	275
8.	Jim Crowley	1988-91	271
9.	Neil Simons	1977-80	270
	Gary Burnham	1994-97	270

Doubles

Rk	Player	Year(s)	2B
1.	Khalil Greene	1999-02	^95
2.	Kurt Bultmann	1996-99	82
3.	Gary Burnham	1994-97	77
4.	Bert Heffernan	1985-88	63
5.	Chuck Baldwin	1984-87	62
6.	Shane Monahan	1993-95	60
7.	Jim Crowley	1988-91	57
	Patrick Boyd	1998-01	57
9.	Jim McCollom	1982-85	56
10.	Kevin Northrup	1989-92	55
	Billy McMillon	1991-93	55

^ - NCAA record

Triples

Rk	Player	Year(s)	3B
1.	Shane Monahan	1993-95	21
2.	Don Russell	1968-70	18
3.	Rusty Adkins	1965-67	17
	Bill Spiers	1985-87	17
5.	Jeff Miller	1990-93	15
	David Miller	1993-95	15
7.	Ray Mathews	1948-51	14
	Fred Knoebel	1950-52	14
	Johnny Severs	1969-71	14
	Neil Simons	1977-80	14
	Bert Heffernan	1985-88	14

Home Runs

Rk	Player	Year(s)	HR
1.	Jeff Baker	2000-02	59
2.	Michael Johnson	2000-03	58
3.	Matthew LeCroy	1995-97	53
4.	Jim McCollom	1982-85	52
	Khalil Greene	1999-02	52
6.	Eric Macrina	1988-91	51
7.	Jim Crowley	1988-91	43
	Kurt Bultmann	1996-99	43

9.	Joe DeBerry	1989-91	35
	Keith Williams	1991-93	35
	Kris Harvey	2003-05	35

RBIs

Rk	Player	Year(s)	RBI
1.	Khalil Greene	1999-02	276
2.	Jeff Baker	2000-02	226
3.	Jim McCollom	1982-85	218
4.	Kurt Bultmann	1996-99	214
5.	Michael Johnson	2000-03	213
6.	Gary Burnham	1994-97	209
7.	Matthew LeCroy	1995-97	208
8.	Jim Crowley	1988-91	197
9.	Bert Heffernan	1985-88	195
10.	Eric Macrina	1988-91	192

Batting Average

Rk	Player	Year(s)	Hits-AB	Avg.
1.	Denny Walling	1975	59-140	.421
2.	Dude Buchanan	1939-41	74-184	.402
3.	Shane Monahan	1993-95	337-856	.394
4.	Billy McMillon	1991-93	201-527	.381
5.	Herb Jessen	1942,43	38-100	.380
6.	Rusty Adkins	1965-67	150-396	.379
7.	Khalil Greene	1999-02	403-1069	.377
8.	Ted Corbin	1992	74-199	.372
9.	Tim Teufel	1979,80	134-365	.367
10.	Brad McCann	2003,04	183-504	.363

Note: Min. 100 at-bats.

Slugging Percentage

Rk	Player	Year(s)	AB	TB	Pct.
1.	Denny Walling	1975	140	113	.807
2.	Dave Lynn	1958-60	163	113	.693
3.	Tim Teufel	1979,80	365	244	.668
4.	Dude Buchanan	1939-41	184	121	.658
5.	Michael Johnson	2000-03	800	509	.636
6.	Jim McCollom	1982-85	830	521	.628
7.	Jeff Baker	2000-02	773	484	.626
8.	Shane Monahan	1993-95	856	535	.625
9.	Khalil Greene	1999-02	1,069	668	.625
10.	Eric Macrina	1988-91	647	404	.624

Note: Min. 100 at-bats.

Total Bases

Rk	Player	Year(s)	TB
1.	Khalil Greene	1999-02	668
2.	Shane Monahan	1993-95	535
3.	Kurt Bultmann	1996-99	525
4.	Jim McCollom	1982-85	521
5.	Michael Johnson	2000-03	509
6.	Bert Heffernan	1985-88	507
7.	Jeff Baker	2000-02	484



Kurt Bultmann (1996-99) is in the top five in Tiger history in career games, at-bats, hits, doubles, RBIs, total bases, and runs scored.

8.	Chuck Baldwin	1984-87	476
9.	Jim Crowley	1988-91	459
10.	Matthew LeCroy	1995-97	456

Runs Scored

Rk	Player	Year(s)	Runs
1.	Bert Heffernan	1985-88	285
2.	Khalil Greene	1999-02	265
3.	Shane Monahan	1993-95	243
4.	Kurt Bultmann	1996-99	233
5.	Gary Burnham	1994-97	215
6.	Jim McCollom	1982-85	203
7.	Michael Johnson	2000-03	201
8.	Jim Crowley	1988-91	199
9.	Patrick Boyd	1998-01	196
10.	Neil Simons	1977-80	195
	Brian Kowitz	1988-90	195

Stolen Bases

Rk	Player	Year(s)	SB
1.	Henry Threadgill	1986-89	85
	Mike Couture	1987-90	85
3.	Kevin Northrup	1989-92	83
4.	Brian Kowitz	1988-90	76
5.	Brooks Shumake	1982-84	71
6.	Ray Williams	1984-87	69
7.	Billy Weems	1977-80	68
8.	Randy Mazy	1985-88	65
9.	Shane Monahan	1993-95	61
10.	Bill Spiers	1985-87	60

Walks

Rk	Player	Year(s)	BB
1.	Bert Heffernan	1985-88	207
2.	Neil Simons	1977-80	180
3.	Michael Johnson	2000-03	169
4.	Gary Burnham	1994-97	157
5.	Henri Stanley	1997-00	144
6.	Khalil Greene	1999-02	143
7.	Frank Russ	1980-83	139
8.	Brian Ellis	1997-00	138
9.	Patrick Boyd	1998-01	135
10.	Kurt Bultmann	1996-99	133

Fewest Strikeouts Per At-Bat

Rk	Player	Year(s)	AB/K	Ratio
1.	Rusty Adkins	1965-67	396/16	1/24.75
2.	Neil Simons	1977-80	805/43	1/18.72
3.	Billy Weems	1977-80	674/39	1/17.28
4.	Randy Bray	1968-70	457/27	1/16.93
5.	Casey Stone	1998-01	736/46	1/16.00
6.	Joe Taylor	1992,93	394/27	1/14.54
7.	Mike Mahoney	1973-75,81	323/23	1/14.04
8.	Steve Tucker	1973-76	502/37	1/13.57
9.	Dave Buffamoyer	1978,79	287/25	1/11.48
10.	Pat Fitzsimmons	1973-75	366/32	1/11.44

Note: Min. 100 at-bats.

Walks Per At-Bat

Rk	Player	Year(s)	AB/BB	Ratio
1.	Kurt Seibert	1974-76	408/106	1/3.85
2.	Don Russell	1968-70	415/107	1/3.88
3.	Brian Ellis	1997-00	583/138	1/4.22
4.	Johnny Severs	1969-71	373/86	1/4.34
5.	Dave Buffamoyer	1978,79	287/66	1/4.35
6.	Neil Simons	1977-80	805/180	1/4.47
7.	Steve Nilsson	1976-78	507/112	1/4.53
8.	Jason Harris	1998,99	475/104	1/4.57
9.	Henri Stanley	1997-00	666/144	1/4.63
10.	Todd Stefan	1988-91	624/132	1/4.73

Note: Min. 100 at-bats.

Pitching

Appearances

Rk	Player	Year(s)	App.
1.	Matt Additon	1997-00	98
2.	Thomas Boozer	1999-02	88
	Jeff Hahn	2002-05	88

Career Leaders

4. Scott Winchester	1993-95	87
5. Patrick Hogan	2001-04	79
6. Brian Barnes	1986-89	78
Steve Reba	1999-02	78
Paul Harrelson	2000-03	78
9. Aaron Jersild	1988-91	75
10. Jeff Sauve	1992-95	73

Starts

Rk	Player	Year(s)	GS
1.	Ryan Mottl	1997-00	68
2.	Brian Barnes	1986-89	65
3.	Rusty Gerhardt	1969-72	55
4.	Kris Benson	1994-96	47
5.	Jimmy Key	1980-82	46
6.	Oliver Whitaker	1984-87	45
	Steve Reba	1999-02	45
8.	Billy Koch	1994-96	44
9.	Alan Botkin	1986-89	43
10.	Jason Dawsey	1993-95	42

Relief Appearances

Rk	Player	Year(s)	RA
1.	Matt Additon	1997-00	93
2.	Scott Winchester	1993-95	87
3.	Thomas Boozer	1999-02	79
4.	Jeff Hahn	2002-05	77
5.	Paul Harrelson	2000-03	75
6.	Patrick Hogan	2001-04	71
7.	Jerome Santivaschi	1985,87-89	68
8.	Jay Bevis	1969-72	67
	Tim Peele	1988-91	67
10.	Eric Bradford	1990-92	65

Complete Games

Rk	Player	Year(s)	CG
1.	Rusty Gerhardt	1969-72	26
2.	Brian Barnes	1986-89	21
3.	Billy O'Dell	1952-54	19
4.	Harold Stowe	1957-59	16
	Dave Van Volkenburg	1969-72	16
	Chuck Porter	1974-76	16
7.	Ron Musselman	1976,77	14
	Mike Brown	1978-80	14
	Jimmy Key	1980-82	14
10.	Tommy Chapman	1963-65	13
	Jeff Gilbert	1981-83	13

Shutouts

Rk	Player	Year(s)	SHO
1.	Ron Musselman	1976,77	6
2.	Billy O'Dell	1952-54	5
	Rusty Gerhardt	1969-72	5
	Lindsay Graham	1970-73	5
	Mike Brown	1978-80	5
6.	Chuck Porter	1974-76	4
	Mike Sullivan	1977-79	4
	Kris Benson	1994-96	4
9.	Dave Van Volkenburg	1969-72	3
	Tommy Qualters	1975-78	3
	Brian Snyder	1977-79	3
	Jeff Gilbert	1981-83	3
	John Pawlowski	1983-85	3
	Alan Botkin	1986-89	3
	Tim Parker	1987-89	3

Wins

Rk	Player	Year(s)	Wins
1.	Brian Barnes	1986-89	44
2.	Rusty Gerhardt	1969-72	34
3.	Ryan Mottl	1997-00	33
	Steve Reba	1999-02	33
5.	Kris Benson	1994-96	29
6.	Andy Taulbee	1992-94	27
7.	Jason Angel	1990-92	25
8.	Harold Stowe	1957-59	24
	Chuck Porter	1974-76	24
10.	Oliver Whitaker	1984-87	23
	Alan Botkin	1986-89	23



Ryan Mottl made a school-record 68 starts and won 33 games between 1997-00.

Winning Percentage

Rk	Player	Year(s)	W-L	Pct.
1.	Mike Kimbrell	1988-91	17-1	.944
2.	Scott Parrish	1981-84	21-3	.875
3.	Mike Sullivan	1977-79	20-3	.870
4.	Bill Parmer	1965-67	18-3	.857
	Jarrold Schmidt	2000-02	18-3	.857
6.	Chad Phillips	1990-93	17-3	.850
	Ken Vining	1994-96	17-3	.850
8.	Scott Miller	1990-92	19-4	.826
9.	Brian Barnes	1986-89	44-10	.815
10.	Jeff Gilbert	1981-83	21-5	.808

Note: Min. 15 decisions.

Innings Pitched

Rk	Player	Year(s)	IP
1.	Brian Barnes	1986-89	475.1
2.	Ryan Mottl	1997-00	414.1
3.	Rusty Gerhardt	1969-72	384.1
4.	Kris Benson	1994-96	319.2
5.	Steve Reba	1999-02	319.1
6.	Jimmy Key	1980-82	318.2
7.	Jason Dawsey	1993-95	304.1
8.	Oliver Whitaker	1984-87	299.1
9.	Harold Stowe	1957-59	279.1
	Andy Taulbee	1992-94	279.1

ERA

Rk	Player	Year(s)	ERA
1.	Billy O'Dell	1952-54	1.51
2.	Scott Winchester	1993-95	1.70
3.	Steve Cline	1973,74	1.94
4.	Jay Bevis	1969-72	2.13
5.	Harold Stowe	1957-59	2.32
6.	Rusty Gerhardt	1969-72	2.39
7.	Chuck Porter	1974-76	2.43
8.	Bill Parmer	1965-67	2.56
9.	Nelson Gibson	1966-68	2.64
10.	Mike Sullivan	1977-79	2.65

Note: Min. 100 innings pitched.

Strikeouts

Rk	Player	Year(s)	K
1.	Brian Barnes	1986-89	513
2.	Rusty Gerhardt	1969-72	382
3.	Ryan Mottl	1997-00	360
4.	Kris Benson	1994-96	356
5.	Billy Koch	1994-96	338
6.	Billy O'Dell	1952-54	300
7.	Harold Stowe	1957-59	279
8.	Jason Dawsey	1993-95	276
9.	Steve Reba	1999-02	263
10.	Ken Vining	1994-96	258

Strikeouts Per Nine Innings

Rk	Player	Year(s)	K/9 IP
1.	Billy O'Dell	1952-54	12.29
2.	Billy Koch	1994-96	11.00
3.	Ken Vining	1994-96	10.35
4.	Kris Benson	1994-96	10.02
5.	Brian Barnes	1986-89	9.71
6.	Mike Holtz	1991-94	9.22
7.	Damon Vincent	1961-63	9.00
	Charlie Watson	1965-67	9.00

Note: Min. 100 innings pitched.

Strikeout-to-Walk Ratio

Rk	Player	Year(s)	K/BB
1.	Kris Benson	1994-96	4.51
2.	Josh Cribb	2003-05	3.87
3.	Billy O'Dell	1952-54	3.61
4.	Andy Taulbee	1992-94	3.22
5.	Phillip Lowery	1986-88	3.19
6.	Ken Vining	1994-96	3.19
7.	Jason Dawsey	1993-95	3.17
8.	Jimmy Roller	1959-61	3.00
9.	Larry Meekins	1974,75	2.96
10.	Stephen Faris	2004,05	2.86

Note: Min. 100 innings pitched.

Fewest Hits Per Nine Innings

Rk	Player	Year(s)	H/9 IP
1.	Billy O'Dell	1952-54	5.29
2.	Rusty Gerhardt	1969-72	5.95
3.	Scott Winchester	1993-95	6.03
4.	Jay Bevis	1969-72	6.22
5.	Steve Cline	1973,74	6.41
6.	Charlie Watson	1965-67	6.58
7.	Chuck Porter	1974-76	6.80
8.	Bill Parmer	1965-67	6.82
9.	Billy Koch	1994-96	6.99
10.	Tim Parker	1987-89	7.03

Note: Min. 100 innings pitched.

Fewest Walks Per Nine Innings

Rk	Player	Year(s)	BB/9 IP
1.	Phillip Lowery	1986-88	1.71
2.	Josh Cribb	2003-05	2.08
3.	Scott Berny	2000	2.12
4.	Jimmy Roller	1959-61	2.13
5.	Kris Benson	1994-96	2.22
6.	George Stone	1984,85	2.31
7.	Stephen Faris	2004,05	2.33
8.	Andy Taulbee	1992-94	2.35
9.	Jason Dawsey	1993-95	2.57
10.	Tommy Qualters	1975-78	2.62

Note: Min. 100 innings pitched.

Saves

Rk	Player	Year(s)	Saves
1.	Scott Winchester	1993-95	34
2.	Jay Bevis	1969-72	20
3.	Patrick Hogan	2001-04	18
4.	Nick Glaser	2000,01	16
5.	Dave Woessner	1977-79	14
	Paul Harrelson	2000-03	14
7.	Mike Milchin	1987-89	13
	Scott Clackum	1997,98	13
9.	Len Bradley	1979,80	12
10.	Tommy Qualters	1975-78	9
	Jerome Santivaschi	1985,87-89	9

Batters Faced

Rk	Player	Year(s)	BF
1.	Brian Barnes	1986-89	2,052
2.	Ryan Mottl	1997-00	1,851
3.	Rusty Gerhardt	1969-72	1,473
4.	Steve Reba	1999-02	1,395
5.	Oliver Whitaker	1984-87	1,371
6.	Jimmy Key	1980-82	1,349
7.	Kris Benson	1994-96	1,317
8.	Jason Dawsey	1993-95	1,281
9.	Bill Steele	1985-87	1,228
10.	Alan Botkin	1986-89	1,201



Highest Scoring Innings

Clemson • Overall

Rk	Date	Opponent	Inning	Runs
1.	3-21-98	Maryland	3	19
2.	4-7-79	at N.C. State	9	18
3.	4-23-99	Georgia Tech	4	16
4.	3-14-98	Maine ²	6	14
5.	3-30-54	Washington & Lee	3	13
6.	4-2-52	Davidson	4	12
	3-31-74	Duke	4	12
	3-20-78	Duke	5	12
	3-10-87	Marshall	1	12
	2-28-98	North Carolina-Wilmington	3	12
	3-14-98	Maine ¹	5	12
	3-26-02	Coastal Carolina	5	12
	6-02-02	East Carolina	6	12
	4-10-05	Duke	8	12

Clemson • Inning 1

Rk	Date	Opponent	Runs
1.	3-10-87	Marshall	12
2.	3-27-86	Maryland	11
3.	4-18-61	South Carolina	10
	4-8-70	at Belmont Abbey	10
	3-30-02	Maryland	10

Clemson • Inning 2

Rk	Date	Opponent	Runs
1.	5-3-04	Florida State	11
2.	5-22-80	East Tennessee State	10

Clemson • Inning 3

Rk	Date	Opponent	Runs
1.	3-21-98	Maryland	19
2.	3-30-54	Washington & Lee	13
3.	2-28-98	North Carolina-Wilmington	12
4.	4-7-99	Western Carolina	11


Clemson • Inning 4

Rk	Date	Opponent	Runs
1.	4-23-99	Georgia Tech	16
2.	4-2-52	Davidson	12
	3-31-74	Duke	12
4.	5-19-05	Miami (FL)	11
5.	5-3-41	Newberry	10

Clemson • Inning 5

Rk	Date	Opponent	Runs
1.	3-20-78	at Duke	12
	3-14-98	Maine ¹	12
	3-26-02	Coastal Carolina	12
4.	3-6-98	Stetson	11
5.	3-28-69	Buffalo	10
	4-20-84	Maryland*	10
	4-10-89	Western Carolina	10
	3-24-96	Maryland	10
	3-18-97	Coastal Carolina	10
	2-26-00	James Madison	10

* - Durham, NC



Roy Coker tripled and singled in an 11-run seventh inning against The Citadel on April 2, 1958. He had a game-high five hits that day.

Clemson • Inning 6

Rk	Date	Opponent	Runs
1.	3-14-98	Maine ²	14
2.	6-2-02	East Carolina	12
3.	3-2-91	at Nevada-Las Vegas	11
4.	4-17-71	Florida State	10
	4-14-90	N.C. State	10

Clemson • Inning 7

Rk	Date	Opponent	Runs
1.	4-17-51	Furman	11
	4-2-58	The Citadel	11
	4-18-00	Elon	11
4.	3-19-74	at Florida	10
	5-13-82	at Georgia Southern	10

Clemson • Inning 8

Rk	Date	Opponent	Runs
1.	4-10-05	Duke	12
2.	4-1-50	at Presbyterian	11
	3-3-75	West Virginia	11
4.	2-27-80	Georgia	10
	4-23-02	Furman	10

Clemson • Inning 9

Rk	Date	Opponent	Runs
1.	4-7-79	at N.C. State	18
2.	4-14-95	at N.C. State	11

Opponent • Overall

Rk	Date	Opponent	Inning	Runs
1.	4-28-30	at South Carolina	7	13
2.	4-10-93	at N.C. State	1	12
	4-23-97	at South Carolina	5	12
4.	4-5-97	at Florida State	6	11
5.	4-11-29	Michigan	5	10
	3-31-49	Duke	5	10
	3-20-76	at Georgia Southern	8	10
	4-8-81	at Georgia	5	10
	5-14-94	at Georgia Tech	5	10

Opponent • Inning 1

Rk	Date	Opponent	Runs
1.	4-10-93	at N.C. State	12
2.	3-24-50	Michigan State	8
	4-17-85	Maryland*	8

* - Atlanta, GA

Opponent • Inning 2

Rk	Date	Opponent	Runs
1.	4-7-37	at Erskine	9
2.	5-13-50	The Citadel	8
	6-15-58	Holy Cross*	8
	3-12-72	at Florida State	8

* - Omaha, NE

Opponent • Inning 3

Rk	Date	Opponent	Runs
1.	4-18-49	Wofford	9
	4-24-77	Wake Forest	9
3.	4-12-55	Maryland	8
	5-4-62	at Wake Forest	8
	4-12-90	at South Carolina	8
	4-19-97	at N.C. State	8

Opponent • Inning 4

Rk	Date	Opponent	Runs
1.	5-7-69	at Davidson	9
2.	3-27-54	Ohio State*	8
	2-2-86	at Georgia Southern	8

* - Winter Park, FL

Opponent • Inning 5

Rk	Date	Opponent	Runs
1.	4-23-97	at South Carolina	12
2.	3-31-49	at Duke	10
	4-8-81	at Georgia	10
	5-14-94	at Georgia Tech	10
	5-28-99	Missouri State*	10

* - Fayetteville, AR

Opponent • Inning 6

Rk	Date	Opponent	Runs
1.	4-5-97	at Florida State	11
2.	4-11-29	Michigan	10
3.	4-7-52	Wake Forest	9
4.	3-28-85	at Virginia	8
	4-29-05	Georgia Tech	8

Opponent • Inning 7

Rk	Date	Opponent	Runs
1.	4-28-30	at South Carolina	13
2.	4-12-55	Maryland	8
	3-28-66	Ohio	8
	3-19-76	at Jacksonville	8
	4-29-83	at Western Carolina	8
	4-24-85	at Georgia	8
	6-2-01	at Miami (FL)	8

Opponent • Inning 8

Rk	Date	Opponent	Runs
1.	3-20-76	at Georgia Southern	10
2.	4-4-49	Georgia	9
	5-8-95	at Georgia Southern	9
4.	5-23-66	at Florida State	8
	4-9-69	at Georgia	8
	3-25-97	at Western Carolina	8
	3-5-99	Liberty	8

Opponent • Inning 9

Rk	Date	Opponent	Runs
1.	4-19-49	Presbyterian	9



Neil Simons scored three of the Tigers' 18 runs in the ninth inning in a 41-9 victory against N.C. State in Raleigh on April 7, 1979.



Bradley LeCroy singled, walked, and drove in two runs in Clemson's 16-run fourth inning versus Georgia Tech on April 23, 1999.


2006 GLEMSON BASEBALL



Yearly Leaders



Ken Culberson



Jerry Brooks



Don Shealy




Kevin Northrup



Steve Tucker



Khalil Greene



Brian Kowitz

Batting

At-Bats

Year	Player, Pos.	AB
1939	Ed Irick, 3b	67
1940	Francis Coakley, of	64
1941	Dude Buchanan, 1b	68
1942	Herb Jessen, 1b	71
1943	Frank Gillespie, 1b	61
1944	No Team	
1945	Bull Cagle, of	49
1946	Dewey Quinn, 3b	85
1947	Homer Coker, of	122
1948	Ken Culberson, ss	120
1949	Ken Culberson, ss	110
1950	Ken Culberson, ss	137
1951	Dick Hendley, c	93
1952	Roy Coker, 2b	87
1953	Roy Coker, 2b	73
1954	Roy Coker, 2b	105
1955	Lonnie Shealy, 2b	70
1956	Bill Barnett, of	76
1957	Butch Coker, c	74
1958	Bud Spiers, ss	130
1959	Ty Cline, of/p	135
1960	Ty Cline, of	89
	Dave Lynn, c	89
1961	Elmo Lam, ss	91
1962	Elmo Lam, ss	107
1963	Elmo Lam, ss	103
1964	Ben Marsella, 2b	117
1965	Rusty Adkins, of	*126
1966	Rusty Adkins, 2b	121
1967	Rusty Adkins, 2b	*149
1968	Randy Bray, ss	*146
1969	Randy Bray, ss	*167
1970	Randy Bray, ss	144
1971	Calvin Weeks, ss	*160
1972	Kenny Bagwell, 2b	135
1973	Richard Haynes, 2b	*138
1974	Mike Pulaski, of	*158
1975	Kurt Seibert, ss	*153
1976	Robert Bonnette, 3b	*207
1977	Robert Bonnette, ss	*216
1978	Tony Masone, of	186
1979	Tony Masone, of	*224
1980	Billy Weems, of	229
1981	Mike Mahoney, of	*222
1982	Frank Russ, 2b	*237
1983	Bob Paulling, 1b	199
1984	Brooks Shumake, of	218
1985	Chuck Baldwin, ss	*252
1986	Chuck Baldwin, 1b	*289
1987	Steve Baucom, 3b	*268
1988	Jerry Brooks, 3b	*284
1989	Henry Threadgill, 2b	*283
1990	Brian Kowitz, of	253
1991	Eric Macrina, dh	260
1992	Kevin Northrup, of	249
1993	Keith Williams, of	255
1994	Shane Monahan, of	*330
1995	Shane Monahan, of	*273
1996	Paul Galloway, 3b	252
1997	Jason Emblor, 1b	*269
1998	Patrick Boyd, of	241
1999	Khalil Greene, 3b	274

2000	Jeff Baker, ss	275
2001	Casey Stone, of	274
2002	Khalil Greene, ss	285
2003	Brad McCann, 3b	251
2004	Brad McCann, 3b	253
	Lou Santangelo, c	253
2005	Taylor Harbin, 2b	274

Hits

Year	Player, Pos.	H
1939	Ed Irick, 3b	24
1940	Francis Coakley, of	25
1941	Dude Buchanan, 1b	33
1942	Homer Coker, of	24
1943	Homer Coker, of	24
1944	No Team	
1945	J.A. Timmerman, ss	11
	H.H. Tyler, 2b	11
1946	Dewey Quinn, 3b	31
1947	Dewey Quinn, of	38
1948	Jimmy Jones, 1b	37
1949	Ken Culberson, ss	39
1950	Doug Angley, of	51
1951	Ray Mathews, of	33
1952	Fred Knoebel, of	30
1953	Wyman Morris, 3b	27
1954	Roy Coker, 2b	33
	Doug Kingsmore, of	33
1955	Lonnie Shealy, 2b	25
1956	Don Shealy, of/p	23
1957	Butch Coker, c	20
	Don Shealy, of/p	20
1958	Bud Spiers, ss	42
1959	Ty Cline, of/p	44
1960	Dave Lynn, c	32
1961	Pete Ayoub, 2b	29
	Elmo Lam, ss	29
1962	Johnny Jones, of	36
1963	Johnny Jones, of	33
1964	Ben Marsella, 2b	33
1965	Rusty Adkins, of	*56
1966	Rusty Adkins, 2b	44
1967	Rusty Adkins, 2b	*50
1968	Randy Bray, ss	*48
1969	Calvin Weeks, 2b/of	*57
1970	Randy Bray, ss	41
1971	Craig White, of	*49
1972	Kenny Bagwell, 2b	40
1973	Craig White, of	*44
1974	Mike Pulaski, of	*48
1975	Denny Walling, of	*59
1976	Steve Tucker, of	*69
1977	Neil Simons, of	*74
1978	Tony Masone, of	61
1979	Tony Masone, of	74
1980	Billy Weems, of	75
1981	Greg Guin, 1b	*79
1982	Mark Davidson, of	*75
1983	Bob Paulling, 1b	*81
1984	Jim McCollom, dh	71
1985	Jim McCollom, 1b	*98
1986	Chuck Baldwin, 1b	*107
1987	Steve Baucom, 3b	93
1988	Jerry Brooks, 3b	*106
1989	Henry Threadgill, 2b	*93
1990	Brian Kowitz, of	*102

1991	Jim Crowley, 2b	*98
1992	Kevin Northrup, of	*95
1993	Shane Monahan, 1b	*94
1994	Shane Monahan, of	*137
1995	Shane Monahan, of	*106
1996	Jason Emblor, 1b	85
1997	Gary Burnham, of	104
1998	Matt Padgett, of	88
1999	Khalil Greene, 3b	98
2000	Khalil Greene, 3b	98
2001	Casey Stone, of	103
2002	Khalil Greene, ss	*134
2003	Brad McCann, 3b	87
2004	Brad McCann, 3b	96
2005	Taylor Harbin, 2b	94

Doubles

Year	Player, Pos.	2B
1939	Ed Irick, 3b	6
1940	Francis Coakley, of	4
1941	Dude Buchanan, 1b	5
1942	Bob Berry, ss	4
	Homer Coker, of	4
1943	Homer Coker, of	4
	Jay Good, 3b	4
1944	No Team	
1945	Bull Cagle, of	3
1946	Dewey Quinn, of	6
1947	Frank Gillespie, 1b	7
	Dewey Quinn, of	7
1948	Jimmy Jones, 1b	7
1949	Luke Deanhardt, 1b	8
1950	Doug Angley, of	9
1951	Gene Aughtry, 2b	8
1952	Jim Evans, ss	8
1953	Wyman Morris, 3b	9
1954	Roy Coker, 2b	5
1955	Roger Gaines, of	6
1956	Bill Barnett, of	5
1957	Don Shealy, of/p	5
1958	Larry Bagwell, 3b	*8
	Fred DeBerry, 1b	*8
1959	Ty Cline, of/p	*7
1960	Toby Bradshaw, 2b	7
1961	Elmo Lam, ss	6
1962	Gene Harbeson, c	7
1963	Pete Ayoub, 2b	8
1964	Buddy Nixon, 1b	7
1965	Rusty Adkins, of	10
	Tony Jackson, 2b	10
1966	Jack McCall, ss	*12
1967	Ron Zupa, 1b	10
1968	Randy Bray, ss	*8
1969	Randy Bray, ss	9
	Craig White, of	9
1970	Calvin Weeks, ss	7
1971	Craig White, of	*11
1972	Kenny Bagwell, 2b	9
1973	Craig White, of	*10
1974	Smiley Sanders, of	11
1975	Steve Tucker, of	*11
1976	Steve Tucker, of	*16
1977	Bill Foley, c	*14
	Robert Bonnette, ss	*14
1978	Tony Masone, of	*18
1979	Robert Bonnette, 3b	14

	Tim Teufel, 2b	14
1980	Tim Teufel, 2b	16
1981	Craig Roberson, 3b	*20
1982	Jimmy Key, p/of	*21
1983	Jim McCollom, c	15
1984	Brooks Shumake, of	14
1985	Jim McCollom, 1b	*19
1986	Chuck Baldwin, 1b	*23
1987	Steve Baucom, 3b	21
1988	Jerry Brooks, 3b	21
	Randy Mazey, of	21
1989	Mike Milchin, 1b	19
1990	Brian Kowitz, of	*22
1991	Billy McMillon, of	26
1992	Kevin Northrup, of	23
1993	Billy McMillon, of	*21
1994	Shane Monahan, of	23
1995	Gary Burnham, of	*27
1996	Gary Burnham, of	24
1997	Kurt Bultmann, ss	*31
1998	Jason Harris, 1b	20
1999	Kurt Bultmann, 2b	23
2000	Khalil Greene, 3b	24
2001	Khalil Greene, ss	18
2002	Khalil Greene, ss	*33
2003	Brad McCann, 3b	21
2004	Brad McCann, 3b	20
2005	Taylor Harbin, 2b	*28

Triples

Year	Player, Pos.	3B
1939	Frank Horton, 2b	3
1940	Joe Blalock, of	3
	Dude Buchanan, 1b	3
1941	Dude Buchanan, 1b	4
1942	Don Belk, of	3
1943	Leo Fisher, 2b	2
	J.C. Herring, of	2
1944	No Team	
1945	Bull Cagle, of	1
	H.N. Lindsay, c/of	1
	H.H. Tyler, 2b	1
1946	Dewey Quinn, 3b	5
1947	Homer Coker, of	2
	Frank Gillespie, 1b	2
	Dewey Quinn, of	2
1948	Luke Deanhardt, 1b	3
	Gene Moore, c	3
1949	Gene Aughtry, 2b	2
	Tom Castles, of	2
	H.S. Joyce, p	2
	Gene Moore, c	2
1950	Doug Angley, of	4
1951	Dick Hendley, c	3
	Fred Knoebel, of	3
1952	Roy Coker, 2b	1
	Roger Gaines, of	1
	Fred Knoebel, of	1
	Joe Murray, 1b	1
	Billy O'Dell, p	1
1953	Roy Coker, 2b	2
	Wyman Morris, 3b	2
1954	Roy Coker, 2b	4
1955	Bill Barnett, of	3
1956	Bill Barnett, of	3
1957	Carol Brown, of	1

	Butch Coker, c	1
	Doug Hoffman, of	1
	Don Shealy, of/p	1
	Larry Wilson, 1b	1
1958	Bud Spiers, ss	3
1959	Doug Hoffman, of	*5
1960	Ty Cline, of	*5
1961	Elmo Lam, ss	3
1962	Johnny Jones, of	2
	Buddy Nixon, 1b	2
1963	Dave Ellis, 3b	*4
1964	Buddy Nixon, 1b	*4
1965	Rusty Adkins, of	4
	George Sutton, of	4
1966	Rusty Adkins, 2b	*6
1967	Rusty Adkins, 2b	*7
1968	Don Russell, 3b	*5
1969	Don Russell, 3b	*8
1970	Eddie Dixon, 1b	*5
	Don Russell, 3b	*5
	Johnny Severs, of	*5
	Craig White, of	*5
1971	Johnny Severs, of	*6
	Dave Van Volkenburg, 1b/p	*6
1972	Dave Van Volkenburg, 1b/p	3
1973	Craig White, of	*3
1974	Lin Hamilton, c	*4
1975	Dave Caldwell, of	*4
1976	Dave Caldwell, of	*8
1977	Neil Simons, of	*6
1978	Tony Masone, of	4
	Billy Weems, of	4
1979	Dave Buffamoyer, c	4
1980	Neil Simons, of	4
	Billy Weems, of	4
1981	Scott Powers, ss	4
1982	Ricky Hester, of	*5
1983	Dave Lemaster, of	4
	Jim McCollom, c	4
1984	Scott Powers, ss	4
1985	Jim McCollom, 1b	4
	Steve Williams, c	4
1986	Steve Baucom, 3b	6
1987	Bill Spiers, ss	*11
1988	Bert Heffernan, c	6
1989	Henry Threadgill, 2b	*6
1990	Brian Kowitz, of	*6
	Jeff Miller, inf	*6
1991	Kevin Northrup, of	*9
1992	Shawn Satterfield, of	*8
1993	Shane Monahan, 1b	7
1994	Shane Monahan, of	9
1995	David Miller, 1b	*10
1996	Jerome Robinson, of	6
1997	Nathan Broome, of	2
	Gary Burnham, of	2
	Brian Holstad, 2b	2
	Henri Stanley, of	2
1998	Jason Harris, 1b	2
	Peter Nystrom, of	2
	Doug Roper, ss	2
	Justin Singleton, 3b	2
1999	Kurt Bultmann, 2b	2
	Henri Stanley, of	2
2000	Ryan Riley, 2b	*7

Yearly Leaders




Dave Lynn



Craig White



Kris Harvey




Steve Baucom



Lynwood McMakin



Shane Monahan



Jim McCollom

2001	Jeff Baker, 3b	2		Bill Foley, c	*9	1963	Johnny Jones, of	22	1955	Lonnie Shealy, 2b	.357	1951	Ray Mathews, of	.591
	Chad Coder, of	2	1977	Bill Foley, c	*14	1964	Ben Marsella, 2b	29	1956	Don Shealy, of/p	.333	1952	Fred Knoebel, of	.720
	Casey Stone, of	2	1978	Bill Schroeder, c	10	1965	Rusty Adkins, of	25	1957	Don Shealy, of/p	.313	1953	Wyman Morris, 3b	.703
2002	L.J. DeMaino, of	5	1979	Tony Masone, of	13	1966	George Sutton, of	*39	1958	Bailey Hendley, of/p	.333	1954	Doug Kingsmore, of	.742
2003	Herman Demmink, 2b	1		Neil Simons, of	13	1967	Rusty Adkins, 2b	*24	1959	Ty Cline, of/p	.326	1955	Bill Barnett, of	.581
	Garrick Evans, of	1		Tim Teufel, 2b	13	1968	Randy Bray, ss	23	1960	Bailey Hendley, of/p	.364	1956	Bill Barnett, of	.579
	Ryan Hub, of	1	1980	Tim Teufel, 2b	*11	1969	Craig White, of	*40	1961	Pete Ayoub, 2b	.349	1957	Don Shealy, of/p	.422
	Brad McCann, 3b	1	1981	Craig Roberson, 3b	12	1970	Craig White, of	28	1962	Johnny Jones, of	.439	1958	Bud Spiers, ss	.500
	Steve Pyzik, c	1	1982	Jim McCollom, of/1b	11	1971	Craig White, of	28	1963	Mike Bohonak, of	.349	1959	Doug Hoffman, of	.552
2004	Tony Sipp, of	4	1983	Bob Paulling, 1b	10	1972	Smiley Sanders, of	21	1964	Stan Ayers, c	.316	1960	Dave Lynn, c	.708
2005	Taylor Harbin, 2b	4	1984	Jim McCollom, dh	11	1973	Craig White, of	*31	1965	Rusty Adkins, of	*.444	1961	Dave Lynn, c	.639

Home Runs

Year	Player, Pos.	HR
1939	George Brodie, of	4
1940	Dude Buchanan, 1b	3
1941	Joe Blalock, of	3
	Dude Buchanan, 1b	3
	Pop Locklair, of	3
	Ace Parker, c	3
1942	Don Belk, of	3
1943	Hank Sullivan, c	4
1944	No Team	
1945	Bull Cagle, of	2
1946	Charlie Mimms, 3b/of	2
1947	Lynwood McMakin, 2b	3
	Dewey Quinn, of	3
	Hale Sherard, 3b	3
1948	Frank Gillespie, 3b	5
1949	Frank Gillespie, 3b	9
1950	Ken Culberson, ss	6
	Fred Knoebel, of	6
	Ray Mathews, of	6
1951	Ray Mathews, of	5
1952	Fred Knoebel, of	7
1953	Bill Barnett, of	4
1954	Doug Kingsmore, of	*10
1955	Bill Barnett, of	2
	Charlie Blackston, ss	2
	Jim O'Quinn, of	2
	Dick Swetenburg, 1b	2
1956	Bill Barnett, of	4
1957	Bud Spiers, ss	3
1958	Bud Spiers, ss	4
1959	Doug Hoffman, of	*4
1960	Dave Lynn, c	*8
1961	Dave Lynn, c	*6
1962	Nicky Lomax, of	6
	Buddy Nixon, 1b	6
1963	Johnny Jones, of	6
1964	Ben Marsella, 2b	6
	George Sutton, of	6
1965	Jack McCall, ss	.8
1966	George Sutton, of	*11
1967	Rusty Adkins, 2b	*6
1968	Randy Bray, ss	4
	Don Russell, 3b	4
	Ron Zupa, 1b	4
1969	Craig White, of	*8
1970	Craig White, of	7
1971	Craig White, of	4
1972	Smiley Sanders, of	6
1973	Craig White, of	*8
1974	Smiley Sanders, of	*8
1975	Denny Walling, of	*13
1976	Dave Caldwell, of	*9

RBIs

Year	Player, Pos.	RBI
1939	George Brodie, of	9
1940	Francis Coakley, of	12
1941	Dude Buchanan, 1b	24
1942	Don Belk, of	18
1943	Frank Gillespie, 1b	16
	Hank Sullivan, c	16
1944	No Team	
1945	Bull Cagle, of	5
1946	Dewey Quinn, 3b	15
1947	Dewey Quinn, of	24
	Jack McCall, ss	25
1948	Jimmy Jones, 1b	19
1949	Frank Gillespie, 3b	33
1950	Ken Culberson, ss	36
1951	Dick Hendley, c	25
1952	Fred Knoebel, of	29
1953	Wyman Morris, 3b	19
1954	Doug Kingsmore, of	27
1955	Jim O'Quinn, c	13
1956	Bill Barnett, of	19
1957	Don Shealy, of/p	13
1958	Bud Spiers, ss	*34
1959	Larry Bagwell, 3b	*27
1960	Dave Lynn, c	*31
1961	Dave Lynn, c	21
1962	Buddy Nixon, 1b	30

Batting Average

Year	Player, Pos.	BA
1939	Ed Irick, 3b	.358
1940	Francis Coakley, of	.391
1941 Dude Buchanan, 1b	.485	
1942	Homer Coker, of	.462
1943	Homer Coker, of	.462
1944	No Team	
1945	H.H. Tyler, 2b	.282
1946	Dewey Quinn, 3b	.365
1947	Lynwood McMakin, 2b	.348
1948	Frank Gillespie, 3b	.338
1949	Ken Culberson, ss	.355
1950	Doug Angley, of	.381
1951	Ray Mathews, of	.375
1952	Fred Knoebel, of	.366
1953	Wyman Morris, 3b	.422
1954	Doug Kingsmore, of	.371

Slugging Percentage

Year	Player, Pos.	Sig. %
1939	George Brodie, of	.615
1940	Dude Buchanan, 1b	.691
1941	Dude Buchanan, 1b	.809
1942	Don Belk, of	.594
1943	Homer Coker, of	.750
1944	No Team	
1945	Bull Cagle, of	.429
1946	Dewey Quinn, 3b	.588
1947	Dewey Quinn, of	.512
1948	Frank Gillespie, 3b	.648
1949	Frank Gillespie, 3b	.641
1950	Doug Angley, of	.597

Total Bases


Year	Player, Pos.	TB
1939	Ed Irick, 3b	37
1940	Dude Buchanan, 1b	38
1941	Dude Buchanan, 1b	55
1942	Don Belk, of	38
1943	Homer Coker, of	39
	Hank Sullivan, c	39
1944	No Team	
1945	Bull Cagle, of	21



Yearly Leaders



Dewey Quinn



Henry Threadgill



Patrick Boyd



Ty Cline



Brooks Shumake



Lin Hamilton




Michael Johnson

1946	Dewey Quinn, 3b	50	Runs Scored			1997	Gary Burnham, of	83	1978	Billy Weems, of	*26	1975	Kurt Seibert, ss	39
1947	Dewey Quinn, of	58	Year	Player, Pos.	R	1998	Patrick Boyd, of	66	1979	Dave Buffamoyer, c	21	1976	Kurt Seibert, ss	50
1948	Gene Moore, c	48	1939	Teddy Boselli, ss	15	1999	Henri Stanley, of	85	1980	Billy Weems, of	*30	1977	Steve Nilsson, 1b	45
1949	Frank Gillespie, 3b	66	1940	Dude Buchanan, 1b	21	2000	Casey Stone, of	65	1981	Mike Mahoney, of	12	1978	Steve Nilsson, 1b	47
1950	Doug Angley, of	77	1941	Dude Buchanan, 1b	27	2001	Jeff Baker, 3b	66	1982	Brooks Shumake, of/3b	21	1979	Neil Simons, of	49
1951	Ray Mathews, of	52	1942	Don Belk, of	16	2002	Khalil Greene, ss	*A93	1983	Brooks Shumake, ss	20	1980	Neil Simons, of	51
1952	Fred Knoebel, of	59	1943	Bob Berry, ss	16	2003	Michael Johnson, 1b	54	1984	Brooks Shumake, of	30	1981	Glenn Gallagher, of	34
1953	Wyman Morris, 3b	46	1943	Homer Coker, of	25		Russell Triplett, ss	54	1985	Ray Williams, of	16	1982	Craig Roberson, 3b	48
1954	Doug Kingsmore, of	66	1944	No Team		2004	Brad McCann, 3b	64	1986	Bill Spiers, ss	35	1983	Frank Russ, 2b	36
1955	Bill Barnett, of	36	1945	H.H. Tyler, 2b	16	2005	Taylor Harbin, 2b	64	1987	Ray Williams, of	24	1984	Brooks Shumake, of	42
1956	Bill Barnett, of	44	1946	June Pruitt, 1b	20	Stolen Bases			1988	Randy Mazey, of	34	1985	Bert Heffernan, c	45
1957	Don Shealy, of/p	27	1947	Lynwood McMakin, 2b	39	Year	Player, Pos.	SB	1989	Henry Threadgill, 2b	*47	1986	Bert Heffernan, c	55
	Bud Spiers, ss	27	1948	Ray Mathews, of	23	1939	Teddy Boselli, ss	4	1990	Brian Kowitz, of	*34	1987	Bert Heffernan, c	45
1958	Bud Spiers, ss	65	1949	Ken Culberson, ss	33	1940	Ace Parker, c	4	1991	Kevin Northrup, of	21	1988	Bert Heffernan, c	*62
1959	Ty Cline, of/p	60	1950	Fred Knoebel, of	45	1941	Joe Blalock, of	7	1992	Kevin Northrup, of	*47	1989	Mike Couture, c	55
1960	Dave Lynn, c	63	1951	Roby Crouch, 1b	29	1942	Joe Blalock, of	10	1993	Shane Monahan, 1b	17	1990	Brian Kowitz, of	44
1961	Dave Lynn, c	46	1952	Roy Coker, 2b	26	1943	Joe Blalock, of	8	1994	Mike Hampton, 3b	*39	1991	Todd Stefan, ss	45
1962	Johnny Jones, of	60	1953	Roy Coker, 2b	17	1943	Homer Coker, c	8	1995	David Miller, 1b	27	1992	Kevin Northrup, of	51
1963	Johnny Jones, of	57	1954	Doug Kingsmore, of	*25		Hank Sullivan, c	8	1996	Doug Livingston, 2b	24	1993	Billy McMillon, of	47
1964	Ben Marsella, 2b	62	1955	Lonnie Shealy, 2b	13	1944	No Team		1997	Brian Holstad, 2b	11	1994	Mike Hampton, 3b	47
1965	Rusty Adkins, of	83	1956	Bill Barnett, of	16	1945	H.H.Tyler, 2b	6	1998	Brian Holstad, 3b	15	1995	Gary Burnham, of	46
1966	Rusty Adkins, 2b	67		Don Shealy, of/p	16	1946	J.M. Looper, of	4		Doug Roper, ss	15	1996	Gary Burnham, of	61
	George Sutton, of	67	1957	Doug Hoffman, of	11		Sanford Quinn, of	4	1999	Henri Stanley, of	27	1997	Matthew LeCroy, c	53
1967	Rusty Adkins, ss	89	1958	Larry Bagwell, 3b	*34	1947	Lynwood McMakin, 2b	6	2000	Casey Stone, of	25	1998	Patrick Boyd, of	44
1968	Randy Bray, ss	68	1959	Ty Cline, of/p	*34		Dan Stroud, of	6	2001	Casey Stone, of	25	1999	Jason Harris, 1b	64
1969	Don Russell, 3b	90	1960	Ty Cline, of	26	1948	J.R. Brown, of	10	2002	Jeff Baker, 3b	17		Henri Stanley, of	64
	Craig White, of	90	1961	Elmo Lam, ss	27		Ray Mathews, of	10		Khalil Greene, ss	17	2000	Patrick Boyd, of	44
1970	Craig White, of	77	1962	Johnny Jones, of	28	1949	Frank Gillespie, 3b	5	2003	Garrick Evans, of	8	2001	Michael Johnson, 1b	43
1971	Craig White, of	74	1963	Johnny Jones, of	22	1950	Fred Knoebel, of	26	2004	Tony Sipp, of	20	2002	Michael Johnson, 1b	50
1972	Richard Haynes, 2b	55		Nicky Lomax, of	22	1951	Roby Crouch, 1b	14	2005	Tyler Colvin, of	12	2003	Michael Johnson, 1b	*63
1973	Craig White, of	84	1964	Buddy Nixon, 1b	23	1952	Billy O'Dell, p	3	Walks			2004	Brad McCann, 3b	36
1974	Smiley Sanders, of	78	1965	Rusty Adkins, of	*30	1953	Bill Barnett, of	6	Year	Player, Pos.	BB	2005	Brad Chalk, of	34
1975	Denny Walling, of	113		Jack McCall, ss	*30	1954	Wyman Morris, 3b	10	1942	Winston Holliday, p	12	Pitching		
1976	Dave Caldwell, of	119	1966	Rusty Adkins, 2b	*39	1955	Bill Barnett, of	2	1943	Unavailable		Appearances		
1977	Bill Foley, c	124	1967	Rusty Adkins, 2b	*40		Charlie Blackston, ss	2	1944	No Team		Year	Player (Throws)	App.
1978	Tony Masone, of	111	1968	Don Russell, 3b	26		Jim Coleman, of	2	1945	H.H. Tyler, 2b	14	1952	Billy O'Dell (L)	10
1979	Tony Masone, of	129	1969	Don Russell, 3b	*43	1956	Bill Barnett, of	4	1946	June Pruitt, 1b	27	1953	Billy O'Dell (L)	11
1980	Billy Weems, of	117	1970	Don Russell, 3b	33	1957	Doug Hoffman, of	2	1947	Lynwood McMakin, 2b	30	1954	Billy O'Dell (L)	14
1981	Craig Roberson, 3b	126	1971	Johnny Severs, of	*37		Don Shealy, of/p	2	1948	Leo Fisher, 2b	14	1955	Leonard Humphries (R)	7
1982	Mark Davidson, of	119	1972	Kenny Bagwell, 2b	24	1958	Larry Bagwell, 3b	4	1949	Unavailable		1956	Leonard Humphries (R)	10
1983	Bob Paulling, 1b	121	1973	Richard Haynes, 2b	*29		Doug Hoffman, of	4	1950	Unavailable		1957	Harold Stowe (L)	9
1984	Jim McCollom, dh	121		Craig White, of	*29	1959	Doug Hoffman, of	11		Unavailable		1958	Harold Stowe (L)	*A21
1985	Jim McCollom, 1b	*188	1974	Smiley Sanders, of	*41	1960	Ty Cline, of	12	1951	Roby Crouch, 1b	20	1959	Harold Stowe (L)	19
1986	Chuck Baldwin, 1b	180	1975	Kurt Seibert, ss	*48	1961	Harry Pavilack, 3b	3	1952	Joe Murray, 1b	17	1960	Jimmy Roller (R)	14
1987	Steve Baucum, 3b	142	1976	Kurt Seibert, ss	*43	1962	Dave Ellisor, 3b	9	1953	Doug Kingsmore, of	10	1961	Gene Harbeson (R)	12
1988	Jerry Brooks, 3b	179	1977	Neil Simons, of	50	1963	Dave Ellisor, 3b	9	1954	Dick Swetenburg, 1b	22	1962	Tommy Lyon (L)	13
1989	Henry Threadgill, 2b	135	1978	Steve Nilsson, 1b	*49	1964	Jack McCall, ss	3	1955	Jim O'Quinn, c	9	1963	Tommy Lyon (L)	14
1990	Brian Kowitz, of	145	1979	Dave Buffamoyer, c	*66	1965	Rusty Adkins, of	12	1956	Unavailable		1964	Tommy Chapman (L)	12
1991	Eric Macrina, dh	*179	1980	Billy Weems, of	58	1966	Rusty Adkins, 2b	9	1957	Doug Hoffman, of	17	1965	Charlie Watson (R)	14
1992	Kevin Northrup, of	149	1981	Mike Mahoney, of	54	1967	Rusty Adkins, 2b	*17	1958	Bailey Hendley, of/p	24	1966	Charlie Watson (R)	15
1993	Keith Williams, of	176	1982	Mark Davidson, of	*58	1968	Keith Waters, of	12	1959	Doug Hoffman, of	33	1967	Pete Myers (R)	16
1994	Shane Monahan, of	211	1983	Jim McCollom, c	50	1969	Johnny Severs, of	10	1960	Bailey Hendley, of/p	18	1968	Tom Hudgins (R)	13
1995	Shane Monahan, of	*174	1984	Brooks Shumake, of	60	1970	Don Russell, 3b	9	1961	Dave Lynn, c	22	1969	Jay Bevis (R)	16
1996	Matthew LeCroy, c	137	1985	Bert Heffernan, c	60		Johnny Severs, of	9	1962	Johnny Jones, of	21	1970	Jay Bevis (R)	20
1997	Gary Burnham, of	176	1986	Bill Spiers, ss	*73	1971	Johnny Severs, of	17	1963	Johnny Jones, of	19	1971	Jay Bevis (R)	16
1998	Matt Padgett, of	146	1987	Bert Heffernan, c	68	1972	Charlie Ing, of	7	1964	Jack McCall, ss	20	1972	Jay Bevis (R)	17
1999	Patrick Boyd, of	171	1988	Bert Heffernan, c	*93	1973	John Adeimy, ss	3	1965	George Sutton, of	22	1973	Jimmy Baker (R)	18
2000	Khalil Greene, 3b	143	1989	Brian Kowitz, of	61		Richard Haynes, 2b	3	1966	Jack McCall, ss	27	1974	Larry Meekins (R)	18
2001	Jeff Baker, 3b	172	1990	Brian Kowitz, of	*87		Craig White, of	3	1967	Rusty Adkins, 2b	27	1975	Larry Meekins (R)	14
2002	Khalil Greene, ss	*A250	1991	Jim Crowley, 2b	79	1974	Lin Hamilton, c	4	1968	Don Russell, 3b	30	1976	Chuck Porter (R)	15
2003	Brad McCann, 3b	137	1992	Kevin Northrup, of	67		Charlie Ing, of	4	1969	Don Russell, 3b	42		Chuck Porter (R)	14
2004	Brad McCann, 3b	164	1993	Billy McMillon, of	64		Mike Mahoney, of	4	1970	Don Russell, 3b	35		Randy Quintrell (L)	15
2005	Kris Harvey, dh	171	1994	Shane Monahan, of	*A97		Kurt Seibert, ss	4	1971	Johnny Severs, of	44			
			1995	Shane Monahan, of	*82	1975	Billy Wingo, 2b	*22	1972	Dave Van Volkenburg, 1b/p	27			
			1996	Gary Burnham, of	62	1976	Kurt Seibert, ss	*13	1973	Smiley Sanders, of	23			
				Doug Livingston, 2b	62	1977	Steve Nilsson, 1b	*15	1974	Lin Hamilton, c	32			

Yearly Leaders



Nick Glaser



Tommy Qualters




Aaron Jersild



Chuck Porter



Matt White



John Pawlowski




Jimmy Roller

1977	Ron Musselman (R)	17	Jimmy Key (L)	15	1982	Lee Wiles (R)	22	1982	Jimmy Key (L)	*7	1972	Lindsay Graham (R)	*3		
1978	Dave Woessner (R)	20	1981 Jimmy Key (L)	15	1983	Lynn Martin (R)	24	1983	Jeff Gilbert (R)	2	1973	Lindsay Graham (R)	2		
1979	Mike Sullivan (R)	17	1982 Jimmy Key (L)	16	1984	John Pawlowski (R)	18	1984	Scott Parrish (R)	5	1974	Ty Cline (L)	2		
1980	Billy Trapp (R)	28	1983 Scott Parrish (R)	12	1985	John Burnett (L)	*22	1985	George Stone (R)	8	1975	Randy Quintrell (L)	2		
1981	Jimmy Key (L)	18	1984 George Stone (R)	11	1986	Mike Huggins (R)	22	1986	Bill Steele (R)	2	1976	Ron Musselman (R)	*4		
1982	Lee Wiles (R)	22	1985 John Pawlowski (R)	17	1987	Phillip Lowery (R)	21	1987	Brian Barnes (L)	5	1977	Tommy Qualters (R)	*3		
1983	Lynn Martin (R)	24	1986 George Stone (R)	17	1988	Mike Milchin (L)	22		Alan Botkin (L)	5	1978	Mike Brown (R)	*2		
1984	John Pawlowski (R)	22	1986 Bill Steele (R)	16		Jerome Santivasci (R)	22	1988	Brian Barnes (L)	6		Mike Sullivan (R)	*2		
1985	John Burnett (L)	*22	1987 Brian Barnes (L)	17	1989	Jerome Santivasci (R)	27	1989	Brian Barnes (L)	*9	1979	Mike Sullivan (R)	*2		
1986	Mike Huggins (R)	22	1988 Brian Barnes (L)	*19	1990	Eric Bradford (R)	17	1990	Tim Parker (R)	5	1980	Mike Brown (R)	*2		
1987	Phillip Lowery (R)	23	1989 Brian Barnes (L)	19	1991	Eric Bradford (R)	25	1991	Jason Angel (R)	3		Bill Duke (R)	*2		
1988	Brian Barnes (L)	22	1990 Tim Parker (R)	17	1992	Aaron Jersild (L)	32	1992	Scott Miller (R)	2	1981	Jeff Gilbert (R)			
	Mike Milchin (L)	22	1991 Jason Angel (R)	15	1993	Scott Winchester (R)	26	1993	Jason Dawsey (L)	2		Jimmy Key (L)	1		
	Jerome Santivasci (R)	22	1992 Jason Angel (R)	17	1994	Scott Winchester (R)	28	1994	many	1		Scott Parrish (R)	1		
1989	Jerome Santivasci (R)	27	1993 Chad Phillips (L)	15	1995	Scott Winchester (R)	33	1995	Jason Dawsey (L)	4	1982	Jeff Gilbert (R)	2		
1990	Ron Frazier (R)	24	Jeff Sauve (R)	15	1996	David Shepard (R)	27	1996	Kris Benson (R)	7	1983	Scott Parrish (R)	*1		
1991	Eric Bradford (R)	25	1994 Andy Taulbee (R)	18	1997	Matt Additon (R)	24	1997	Ryan Mottl (R)	2	1984	Scott Parrish (R)	*2		
1992	Aaron Jersild (L)	32	1995 Jason Dawsey (L)	19		Scott Clackum (R)	24		Matt White (L)	2	1985	John Pawlowski (R)	2		
1993	Andy Taulbee (R)	30	1996 Kris Benson (R)	19	1998	Scott Clackum (R)	23	1998	Ryan Mottl (R)	1	1986	No Individual Shutouts			
1994	Scott Winchester (R)	28	1997 Ryan Mottl (R)	16	1999	Matt Additon (R)	21		Matt White (L)	1	1987	Alan Botkin (L)	2		
1995	Scott Winchester (R)	33	1998 Ryan Mottl (R)	16	2000	Nick Glaser (R)	33	1999	Ryan Mottl (R)	1		Oliver Whitaker (L)	2		
1996	David Shepard (R)	27	1999 Ryan Mottl (R)	17	2001	Josh Cram (R)	28	2000	Ryan Mottl (R)	2	1988	Alan Botkin (L)	1		
1997	Matt Additon (R)	24	2000 Ryan Mottl (R)	19	2002	Thomas Boozer (L)	26	2001	Steve Reba (R)	2		David Tripp (R)	1		
	Scott Clackum (R)	24	2001 Steve Reba (R)	17	2003	Robert Rohrbaugh (L)	25	2002	Steve Reba (R)	1	1989	Brian Barnes (L)	1		
1998	Scott Clackum (R)	23	2002 Steve Reba (R)	19	2004	Patrick Hogan (R)	24	2003	Tyler Lumsden (L)	1		Ron Frazier (R)	1		
1999	Matt Additon (R)	26	2003 Tyler Lumsden (L)	16	2005	Jeff Hahn (R)	23	2004	Robert Rohrbaugh (L)	1	1990	Tim Parker (R)	3		
2000	Nick Glaser (R)	33	2004 Kris Harvey (R)	14	Complete Games				2005	Josh Cribb (R)	*3	1991	Jason Angel (R)	*2	
2001	Josh Cram (R)	28	2005 Tyler Lumsden (L)	14	Year	Player (Throws)	CG		Stephen Faris (R)	*3		Scott Miller (R)	*2		
2002	Tyler Lumsden (L)	27	2005 Robert Rohrbaugh (L)	16	1952	Billy O'Dell (L)	4	Shutouts				1992	No Individual Shutouts		
2003	Robert Rohrbaugh (L)	26	Relief Appearances				1953	Billy O'Dell (L)	6	Year	Player (Throws)	SHO	1993	No Individual Shutouts	
2004	Patrick Hogan (R)	24	Year	Player (Throws)	RA	1954	Billy O'Dell (L)	9	1947	Joe Hazle (R)	1	1994	No Individual Shutouts		
2005	Jeff Hahn (R)	25	1952	Gerald Dempsey (R)	3	1955	George Compton (R)	3	1948	Nig Griffith (R)	1	1995	Jason Dawsey (L)	2	
Starts								1956	Johnny Drake (R)	3		1996	Kris Benson (R)	*4	
Year	Player (Throws)	GS				1957	Harold Stowe (L)	4	1949	Bob Gaddis (R)	1	1997	No Individual Shutouts		
1952	Billy O'Dell (L)	7				1958	Harold Stowe (L)	8	1950	Bill Ford (R)	1	1998	No Individual Shutouts		
1953	Billy O'Dell (L)	8				1959	Harold Stowe (L)	4		Bob Hughes (L)	1	1999	No Individual Shutouts		
1954	Billy O'Dell (L)	11				1960	Bailey Hendley (R)	2	1951	No Individual Shutouts		2000	Ryan Mottl (R)	1	
1955	Leonard Humphries (R)	5					Jimmy Roller (R)	2	1952	No Individual Shutouts		2001	Steve Reba (R)	1	
1956	Leonard Humphries (R)	7				1961	Gene Harbeson (R)	4	1953	Billy O'Dell (L)	2	2002	No Individual Shutouts		
1957	Harold Stowe (L)	7					Damon Vincent (R)	4	1954	Billy O'Dell (L)	3	2003	Tyler Lumsden (L)	1	
1958	Harold Stowe (L)	15				1962	Tommy Lyon (L)	5	1955	No Individual Shutouts		2004	No Individual Shutouts		
1959	Harold Stowe (L)	9				1963	Greg Casey (R)	2	1956	No Individual Shutouts		2005	Josh Cribb (R)	*2	
1960	Dave Sprouse (R)	7					Tommy Chapman (L)	2	1957	Don Shealy (R)	1	Wins			
1961	Damon Vincent (R)	10				1964	Tommy Chapman (L)	6	1958	No Individual Shutouts		Year	Player (Throws)	W	
1962	Tommy Lyon (L)	9				1965	Tommy Chapman (L)	5	1959	Bailey Hendley (R)	1	1952	Billy O'Dell (L)	5	
	Dave Olson (R)	9				1966	Charlie Watson (R)	3		Harold Stowe (L)	1	1953	Billy O'Dell (L)	6	
1963	Damon Vincent (R)	6				1967	Laval Johnson (L)	2	1960	Jimmy Roller (R)	1	1954	Billy O'Dell (L)	*8	
1964	Tommy Chapman (L)	11					Pete Myers (R)	2	1961	No Individual Shutouts		1955	Leonard Humphries (R)	3	
1965	Tommy Chapman (L)	11					Bill Parmer (R)	2	1962	Damon Vincent (R)	1	1956	Johnny Drake (R)	4	
1966	Bill Parmer (R)	9					Charlie Watson (R)	2	1963	No Individual Shutouts		1957	Harold Stowe (L)	3	
1967	Bill Parmer (R)	10				1968	Bill James (R)	4	1964	Greg Casey (R)	1	1958	Harold Stowe (L)	*14	
1968	Tom Hudgins (R)	10				1969	Dave Van Volkenburg (L)	7	1965	Tommy Chapman (L)	2	1959	Harold Stowe (L)	7	
1969	Rusty Gerhardt (L)	15				1970	Rusty Gerhardt (L)	*8	1966	Charles Watson (R)	1	1960	Jimmy Roller (R)	5	
1970	Rusty Gerhardt (L)	14				1971	Rusty Gerhardt (L)	*6	1967	Laval Johnson (L)	1	1961	Damon Vincent (R)	5	
1971	Rusty Gerhardt (L)	14				1972	Rusty Gerhardt (L)	6		Pete Myers (R)	1	1962	Tommy Lyon (L)	*7	
1972	Rusty Gerhardt (L)	12				1973	Steve Cline (R)	3	1968	John Curtis (L)	1	1963	Greg Casey (R)	4	
1973	Steve Cline (R)	9					Lindsay Graham (R)	3		Alan Demarest (R)	1	1964	Tommy Chapman (L)	6	
1974	Steve Cline (R)	13				1974	Steve Cline (R)	*7		Nelson Gibson (R)	1	1965	Bill Parmer (R)	5	
1975	Chuck Porter (R)	13				1975	Randy Quintrell (L)	5		Tom Hudgins (R)	1		Charlie Watson (R)	5	
1976	Ron Musselman (R)	14				1976	Chuck Porter (R)	*11		Bill James (R)	1	1966	Charlie Watson (R)	6	
	Chuck Porter (R)	14				1977	Ron Musselman (R)	*8	1969	Rusty Gerhardt (L)	1	1967	Bill Parmer (R)	*9	
1977	Ron Musselman (R)	15				1978	Mike Brown (R)	6		Tom Hudgins (R)	1	1968	Nelson Gibson (R)	7	
1978	Mike Sullivan (R)	13				1979	Mike Sullivan (R)	5	1970	Rusty Gerhardt (L)	1	1969	Dave Van Volkenburg (L)	9	
1979	Brian Snyder (L)	14				1980	Mike Brown (R)	5		Dave Van Volkenburg (L)	1	1970	Rusty Gerhardt (L)	*9	
1980	Mike Brown (R)	15				1981	Jeff Gilbert (R)	7	1971	Dave Van Volkenburg (L)	2	1971	Rustv Gerhardt (L)	*14	



Yearly Leaders



Chad Phillips




Jimmy Key



Greg Casey



Scott Winchester



George Stone



Larry Meekins



Josh Cribb

1972	Rusty Gerhardt (L)	7	1970	Rusty Gerhardt (L)	*100.1	1979	Mike Sullivan (R)	*1.98	1988	Brian Barnes (L)	*140	2004	Patrick Hogan (R)	*10
1973	Steve Cline (R)	*7	1971	Rusty Gerhardt (L)	*108.0	1980	Bill Duke (R)	*2.24	1989	Brian Barnes (L)	*A208	2005	Jeff Hahn (R)	3
1974	Steve Cline (R)	*9	1972	Rusty Gerhardt (L)	*85.0	1981	Jeff Gilbert (R)	3.25	1990	Tim Parker (R)	90	Batters Faced		
1975	Chuck Porter (R)	*8	1973	Lindsay Graham (R)	60.2	1982	Jimmy Key (L)	2.79	1991	Mike Kimbrell (R)	74	Year	Player (Throws)	BF
1976	Chuck Porter (R)	*12	1974	Steve Cline (R)	*102.2	1983	Jeff Gilbert (R)	2.25	1992	Scott Miller (R)	85	1960	Jimmy Roller (R)	289
1977	Ron Musselman (R)	*12	1975	Chuck Porter (R)	*81.1	1984	Scott Parrish (R)	2.20	1993	Andy Taulbee (R)	85	1961	Damon Vincent (R)	286
1978	Mike Brown (R)	9	1976	Chuck Porter (R)	*119.0	1985	George Stone (R)	3.89	1994	Andy Taulbee (R)	103	1962	Tommy Lyon (L)	346
1979	Mike Sullivan (R)	*10	1977	Ron Musselman (R)	*117.1	1986	Oliver Whitaker (L)	3.12	1995	Jason Dawsey (L)	*133	1963	Tommy Lyon (L)	198
1980	Mike Brown (R)	9	1978	Mike Brown (R)	83.1	1987	Alan Botkin (L)	2.54	1996	Kris Benson (R)	*204	1964	Tommy Chapman (L)	394
1981	Jeff Gilbert (R)	8	1979	Mike Sullivan (R)	*91.0	1988	Jerome Santivasci (R)	1.98	1997	Ryan Mottl (R)	99	1965	Tommy Chapman (L)	364
	Scott Parrish (R)	8	1980	Jimmy Key (L)	*111.1	1989	Jerome Santivasci (R)	1.36	1998	Ryan Mottl (R)	96	1966	Charlie Watson (R)	276
1982	Jeff Gilbert (R)	*9	1981	Jeff Gilbert (R)	102.1	1990	Tim Parker (R)	2.97	1999	Mike Paradis (R)	87	1967	Bill Parmer (R)	290
	Jimmy Key (L)	*9	1982	Jimmy Key (L)	*116.0	1991	Jason Angel (R)	*2.33	2000	Ryan Mottl (R)	81	1968	Nelson Gibson (R)	257
1983	Scott Parrish (R)	6	1983	Scott Parrish (R)	62.2	1992	Mike Holtz (L)	1.26	2001	Steve Reba (R)	103	1969	Dave Van Volkenburg (L)	407
	Tim Rice (L)	6	1984	George Stone (R)	80.2	1993	Scott Winchester (R)	2.61	2002	Steve Reba (R)	82	1970	Rusty Gerhardt (L)	410
1984	Scott Parrish (R)	7	1985	George Stone (R)	127.1	1994	Mike Holtz (L)	1.66	2003	Tyler Lumsden (L)	72	1971	Rusty Gerhardt (L)	424
	John Pawlowski (R)	7	1986	Bill Steele (R)	109.1	1995	Scott Winchester (R)	0.59	2004	Tyler Lumsden (L)	88	1972	Lindsay Graham (R)	276
	George Stone (R)	7	1987	Brian Barnes (L)	120.2	1996	Kris Benson (R)	*2.02	2005	Josh Cribb (R)	97	1973	Steve Cline (R)	257
1985	John Pawlowski (R)	9	1988	Brian Barnes (L)	*137.2	1997	Ryan Mottl (R)	4.72	Saves			1974	Steve Cline (R)	417
	George Stone (R)	9	1989	Brian Barnes (L)	*146.0	1998	Scott Clackum (R)	1.11	Year	Player (Throws)	Svs	1975	Chuck Porter (R)	361
1986	Bill Steele (R)	9	1990	Tim Parker (R)	97.0	1999	Chris Heck (L)	2.23	1969	Jay Bevis (R)	6	1976	Chuck Porter (R)	474
1987	Brian Barnes (L)	*12	1991	Jason Angel (R)	108.0	2000	Nick Glaser (R)	2.45	1970	Jay Bevis (R)	5	1977	Ron Musselman (R)	483
1988	Brian Barnes (L)	*13	1992	Jason Angel (R)	105.1	2001	Steve Reba (R)	2.58	1971	Jay Bevis (R)	4	1978	Brian Snyder (L)	370
1989	Brian Barnes (L)	*16	1993	Andy Taulbee (R)	97.1	2002	Matt Henrie (R)	3.12	1972	Jay Bevis (R)	5	1979	Brian Snyder (L)	397
1990	Dave Tripp (R)	8	1994	Andy Taulbee (R)	114.2	2003	Jason Berken (R)	3.19	1973	Jimmy Baker (R)	3	1980	Jimmy Key (L)	454
1991	Jason Angel (R)	*14	1995	Jason Dawsey (L)	129.1	2004	Jason Berken (R)	2.53		Lindsay Graham (R)	3	1981	Jeff Gilbert (R)	429
1992	Scott Miller (R)	11	1996	Kris Benson (R)	*156.0	2005	Stephen Faris (R)	2.60				1982	Jimmy Key (L)	485
1993	Chad Phillips (L)	12	1997	Ryan Mottl (R)	106.2	Strikeouts			1974	Larry Meekins (R)	6	1983	Scott Parrish (R)	273
1994	Andy Taulbee (R)	12	1998	Ryan Mottl (R)	101.0	Year	Player (Throws)	K	1975	Larry Meekins (R)	3	1984	George Stone (R)	327
1995	Jason Dawsey (L)	11	1999	Ryan Mottl (R)	99.2	1952	Billy O'Dell (L)	81	1976	Tommy Qualters (R)	3	1985	George Stone (R)	569
1996	Kris Benson (R)	14	2000	Ryan Mottl (R)	107.0	1953	Billy O'Dell (L)	108		Houston Matthews (R)	2	1986	Bill Steele (R)	481
1997	Ryan Mottl (R)	10	2001	Steve Reba (R)	108.0	1954	Billy O'Dell (L)	*111		Tommy Qualters (R)	2	1987	Brian Barnes (L)	523
1998	Ryan Mottl (R)	9	2002	Matt Henrie (R)	112.2	1955	Leonard Humphries (R)	42	1977	Randy Quintrell (L)	2	1988	Brian Barnes (L)	598
1999	Matt Addition (R)	6		Steve Reba (R)	112.2	1956	Johnny Drake (R)	50	1978	Dave Woessner (R)	6	1989	Brian Barnes (L)	*602
	Thomas Boozier (L)	6	2003	Tyler Lumsden (L)	86.0	1957	Harold Stowe (L)	36	1979	Dave Woessner (R)	6	1990	Tim Parker (R)	417
	Chris Heck (L)	6	2004	Tyler Lumsden (L)	81.1	1958	Harold Stowe (L)	*126	1980	Len Bradley (R)	7	1991	Jason Angel (R)	443
	Mike Paradis (R)	6	2005	Josh Cribb (R)	109.1	1959	Harold Stowe (L)	*117	1981	Lynn Martin (R)	2	1992	Jason Angel (R)	454
2000	Ryan Mottl (R)	10	ERA			1960	Bailey Hendley (R)	39		Tim Rice (L)	2	1993	Andy Taulbee (R)	419
2001	Steve Reba (R)	12	Year	Player (Throws)	ERA	1961	Damon Vincent (R)	62	1982	Roger Hackett (L)	2	1994	Andy Taulbee (R)	489
2002	Matt Henrie (R)	13	1953	Billy O'Dell (L)	1.36	1962	Tommy Lyon (L)	52		David Hess (R)	2	1995	Jason Dawsey (L)	529
	Steve Reba (R)	13	1954	Billy O'Dell (L)	0.79	1963	Damon Vincent (R)	48		Lee Wiles (R)	2	1996	Kris Benson (R)	*606
2003	Tyler Lumsden (L)	8	1955	Unavailable		1964	Tommy Chapman (L)	*83	1983	Lynn Martin (R)	4	1997	Ryan Mottl (R)	479
2004	Kris Harvey (R)	6	1956	Johnny Drake (R)	2.56	1965	Tommy Chapman (L)	100	1984	John Pawlowski (R)	4	1998	Ryan Mottl (R)	441
2005	Josh Cribb (R)	8	1957	Harold Stowe (L)	3.58	1966	Charlie Watson (R)	72	1985	John Burnett (L)	*4	1999	Ryan Mottl (R)	480
	Robert Rohrbaugh (L)	8	1958	Harold Stowe (L)	2.35	1967	Charlie Watson (R)	71	1986	Chuck Baldwin (R)	5	2000	Ryan Mottl (R)	451
Innings Pitched			1959	Harold Stowe (L)	1.58	1968	Bill James (R)	45	1987	Doug Marchal (R)	5	2001	Steve Reba (R)	434
Year	Player (Throws)	IP	1960	Jimmy Roller (R)	2.76	1969	Rusty Gerhardt (L)	*99	1988	Mike Milchin (L)	8	2002	Steve Reba (R)	437
1952	Billy O'Dell (L)	56.0	1961	Gene Harbeson (R)	3.31	1970	Rusty Gerhardt (L)	*111	1989	Jerome Santivasci (R)	6	2003	Tyler Lumsden (L)	373
1953	Billy O'Dell (L)	72.1	1962	Tommy Lyon (L)	3.62	1971	Rusty Gerhardt (L)	*111	1990	Ron Frazier (R)	4	2004	Tyler Lumsden (L)	358
1954	Billy O'Dell (L)	91.1	1963	Greg Casey (R)	2.66	1972	Rusty Gerhardt (L)	61	1991	Eric Bradford (R)	2	2005	Josh Cribb (R)	469
1955	L. Humphries (R)	42.0	1964	Bob Lowell (R)	2.41	1973	Steve Cline (R)	68		Mike Holtz (L)	2	* - led the ACC; ^ - led the nation;		
1956	Johnny Drake (R)	46.1	1965	Tommy Chapman (L)	1.80	1974	Steve Cline (R)	*69		Scott Miller (R)	2	Note: Bold denotes Clemson		
1957	Harold Stowe (L)	55.1	1966	Charlie Watson (R)	3.43	1975	Chuck Porter (R)	67		Chad Phillips (L)	2	single-season record.		
1958	Harold Stowe (L)	*A126.2	1967	Bill Parmer (R)	1.14	1976	Ron Musselman (R)	78	1992	Aaron Jersild (L)	7			
1959	Harold Stowe (L)	97.1	1968	John Curtis (L)	1.80	1977	Ron Musselman (R)	*107	1993	Scott Winchester (R)	10			
1960	Jimmy Roller (R)	71.2	1969	Jay Bevis (R)	*1.58	1978	Mike Sullivan (R)	63	1994	Scott Winchester (R)	10			
1961	Damon Vincent (R)	61.1	1970	Jay Bevis (R)	1.12	1979	Mike Sullivan (R)	79	1995	Scott Winchester (R)	*14			
1962	Tommy Lyon (L)	82.0	1971	Rusty Gerhardt (L)	2.17	1980	Mike Brown (R)	77	1996	David Shepard (R)	5			
1963	Damon Vincent (R)	44.1	1972	Rusty Gerhardt (L)	2.22	1981	Jeff Gilbert (R)	58	1997	Matt Addition (R)	5			
1964	Tommy Chapman (L)	89.1	1973	Steve Cline (R)	2.12	1982	Jimmy Key (L)	94	1998	Scott Clackum (R)	*9			
1965	Tommy Chapman (L)	85.0	1974	Steve Cline (R)	1.84	1983	Tim Rice (L)	42	1999	Chris Heck (L)	5			
1966	Charlie Watson (R)	62.2	1975	Randy Quintrell (L)	1.50	1984	George Stone (R)	57	2000	Nick Glaser (R)	*15			
1967	Bill Parmer (R)	71.0	1976	Ron Musselman (R)	2.11	1985	George Stone (R)	93	2001	Josh Cram (R)	6			
1968	Nelson Gibson (R)	62.0	1977	Brian Snyder (L)	*1.19	1986	Brian Barnes (L)	53	2002	Paul Harrelson (R)	8			
1969	Dave Van Volkenburg (L)	92.1	1978	Tommy Qualters (L)	*0.79	1987	Brian Barnes (L)	*112	2003	Paul Harrelson (R)	6			

* - led the ACC; ^ - led the nation;
Note: **Bold** denotes Clemson
single-season record.

Top-25 NCAA Stat Rankings

Year	Player/Team	Category	Figure	Rk
1958	Harold Stowe	Appearances	21	1
	Harold Stowe	Innings Pitched	127	1
	Harold Stowe	Strikeouts	126	1
	Harold Stowe	Wins	14	1
1959	Clemson	ERA	2.47	9
	Harold Stowe	Appearances	19	2
	Harold Stowe	K/9 IP	10.9	12
1960	Clemson	Batting Average	.290	24
	Dave Lynn	HR/Game	0.36	5
	Dave Lynn	Slugging %	.708	15
1962	Clemson	HR/Game	1.6	1
	Clemson	Slugging %	.508	3
	Clemson	Batting Average	.313	4
	Clemson	Fielding %	.957	9
	Johnny Jones	Slugging %	.732	8
	Johnny Jones	Batting Average	.439	10
1963	Clemson	Batting Average	.282	25
1964	Clemson	Fielding %	.954	20
1965	Clemson	Batting Average	.290	14
	Rusty Adkins	Batting Average	.444	5
	Jack McCall	HR/Game	0.28	8
	Jack McCall	Slugging %	.670	16
	Rusty Adkins	Slugging %	.659	21
1966	Clemson	HR/Game	1.28	1
	Clemson	R/Game	9.1	1
	Clemson	Slugging %	.502	1
	Clemson	Batting Average	.321	2
	Clemson	Fielding %	.958	16
	George Sutton	HR/Game	0.38	3
	Jack McCall	2B/Game	0.41	4
	George Sutton	RBI/Game	1.34	6
	Lawton Cowart	HR/Game	0.28	10
	Rusty Adkins	3B/Game	0.21	10
	Lawton Cowart	RBI/Game	1.10	13
1967	Clemson	Fielding %	.962	8
	Clemson	ERA	2.16	22
	Bill Parmer	ERA	1.14	13
	Bill Parmer	Wins	9	18
1971	Rusty Gerhardt	Wins	11	12
1975	Clemson	ERA	2.47	14
	Clemson	Fielding %	.961	17
	Denny Walling	RBI/Game	1.58	1
	Denny Walling	Slugging %	.807	2
	Denny Walling	HR/Game	0.34	4
	Denny Walling	Batting Average	.421	10
1976	Clemson	Fielding %	.967	8
	Chuck Porter	Wins	12	9
	David Caldwell	3B/Game	0.16	12
1977	Clemson	Fielding %	.967	9
	Clemson	R/Game	7.8	13
	Brian Snyder	ERA	1.20	2
	Ron Musselman	Wins	12	6
	Bill Foley	HR/Game	0.27	15



Rusty Adkins, whose 41-game hitting streak (1965-66) is tied for the fifth longest in NCAA history, was fifth in the country in batting average (.444) during the 1965 season.

1979	Clemson	R/Game	8.3	10
1980	Tim Teufel	RBI/Game	1.43	11
1981	Greg Guin	2B/Game	0.37	14
1982	Clemson	2B/Game	2.19	4
1983	Clemson	ERA	3.48	13
1984	Clemson	ERA	2.99	6
1985	Clemson	2B/Game	1.96	7
1986	Clemson	DP/Game	1.11	8
1987	Clemson	ERA	3.79	11
	Bill Spiers	3B/Game	0.17	10
1988	Clemson	2B/Game	2.35	8
	Clemson	SB/Game	2.76	9
1989	Clemson	ERA	3.23	13
	Brian Barnes	Strikeouts	208	1
	Brian Barnes	K/9 IP	12.8	2
	Brian Barnes	Wins	16	4
	John Pawlowski	ERA	1.96	19
1990	Clemson	R/Game	7.94	13
	Brian Kowitz	R/Game	1.32	2
	Eric Macrina	RBI/Game	1.30	6
	Eric Macrina	HR/Game	0.34	10
	Joe DeBerry	RBI/Game	1.17	20
1991	Clemson	R/Game	9.97	1
	Clemson	Winning %	.857	1
	Clemson	Wins	60	1
	Clemson	2B/Game	2.70	2
	Clemson	HR/Game	1.59	2
	Clemson	Slugging %	.571	5
	Clemson	Batting Average	.341	7
	Clemson	3B/Game	0.47	22
	Jason Angel	Wins	14	4
	Eric Macrina	HR/Game	0.35	16
	Billy McMillon	2B/Game	0.40	21
	Jason Angel	ERA	2.33	24
1992	Clemson	ERA	2.86	5
	Clemson	Winning %	.781	5
	Clemson	SB/Game	2.05	23
	Paxton Briley	ERA	1.69	5
	Kevin Northrup	SB/Game	0.73	10
1993	Clemson	2B/Game	2.20	13
	Clemson	3B/Game	0.45	21
	Chad Phillips	Wins	12	9
	Scott Winchester	Saves	10	13
	Keith Williams	RBI/Game	1.22	21
1994	Clemson	Wins	57	1
	Clemson	Winning %	.760	5

	Clemson	ERA	3.46	21
	Shane Monahan	Hits	137	1
	Shane Monahan	Runs	97	1
	Andy Taulbee	Wins	12	14
	Shane Monahan	R/Game	1.29	15
	Shane Monahan	Batting Average	.415	21
1995	Clemson	Wins	54	2
	Clemson	Winning %	.794	3
	Clemson	ERA	3.14	6
	Clemson	DP/Game	1.16	7
	Clemson	R/Game	8.38	10
	Clemson	Slugging %	.495	17
	Clemson	3B/Game	0.46	24
	Billy Koch	K/9 IP	11.5	5
	Scott Winchester	Saves	14	6
	David Miller	3B/Game	0.15	10
	Gary Burnham	2B/Game	0.41	23
1996	Clemson	ERA	3.03	1
	Clemson	Wins	51	4
	Clemson	Winning %	.750	11
	Clemson	Fielding %	.965	27
	Billy Koch	K/9 IP	12.3	3
	Kris Benson	Wins	14	T-4
	Kris Benson	ERA	2.02	5
	Kris Benson	K/9 IP	11.8	5
	Ken Vining	K/9 IP	10.6	21
1997	Clemson	HR/Game	1.48	25
	Kurt Bultmann	2B/Game	0.52	4
	Matthew LeCroy	HR/Game	0.38	25
1998	Clemson	Winning %	.729	13
	Clemson	Fielding %	.965	20
	Clemson	ERA	4.27	21
	Scott Clackum	Saves	9	T-14
1999	Clemson	2B/Game	2.45	15
	Clemson	R/Game	8.87	17
	Clemson	DP/Game	1.09	23
	Jason Harris	BB/Game	0.93	T-24
	Henri Stanley	BB/Game	0.93	T-24
2000	Clemson	Winning %	.739	9
	Clemson	Fielding %	.969	13
	Clemson	ERA	3.99	19
	Clemson	3B/Game	0.41	21
	Nick Glaser	Saves	15	T-6
	Ryan Riley	3B/Game	0.13	T-11
	Casey Stone	K/AB	1/18.1	18
2001	Clemson	HR/Game	1.35	16
	Clemson	Fielding %	.968	19
	Jeff Baker	HR/Game	0.38	T-7
	Steve Reba	Winning %	.800	19
	Jeff Baker	RBI/Game	1.25	T-25
	Casey Stone	K/AB	1/27.4	2
2002	Clemson	Winning %	.761	9
	Clemson	Fielding %	.971	9
	Clemson	HR/Game	1.58	11
	Clemson	Slugging %	.533	12
	Clemson	Batting Average	.324	21
	Clemson	R/Game	8.2	22
	Clemson	DP/Game	1.10	24
	Khalil Greene	Slugging %	.877	2
	Khalil Greene	Batting Average	.470	3
	Matt Henrie	Wins	13	T-4
	Steve Reba	Wins	13	T-4
	Khalil Greene	2B/Game	0.46	7
	Khalil Greene	R/Game	1.31	9
	Khalil Greene	HR/Game	0.38	11
	Jeff Baker	HR/Game	0.37	15
	Michael Johnson	HR/Game	0.35	20
	Khalil Greene	RBI/Game	1.28	22
	Jeff Baker	RBI/Game	1.28	23
	Michael Johnson	Slugging %	.749	24
2003	Clemson	DP/Game	1.11	7
	Michael Johnson	Walks	63	2
2004	Clemson	2B/Game	2.29	T-17
	Patrick Hogan	Saves	10	T-21
2005	Clemson	HR/Game	1.15	22
	Kris Harvey	HR/Game	0.38	6
	Taylor Harbin	2B/Game	0.42	13
	Brad Chalk	SH/Game	0.23	24

Note: **Bold** denotes led the nation.



Billy Koch finished in the top five in the nation in strikeouts per nine innings pitched in both the 1995 and 1996 seasons.



Honors & Awards

All-Americans

Academic All-American

Year	Player	Pos.	*T
1995	Paul Galloway	3B	1

ABCA

Year	Player	Pos.	*T
1947	Joe Landrum	P	1
1954	Billy O'Dell	P	2
1959	Doug Hoffman	OF	1
1960	Ty Cline	OF	1
	Dave Lynn	C	3
1965	Rusty Adkins	OF	2
1966	Rusty Adkins	2B	3
1967	Rusty Adkins	2B	1
1971	Rusty Gerhardt	P	2
1975	Denny Walling	OF	1
1976	Kurt Seibert	SS	3
1977	Dave Caldwell	OF	3
1980	Tim Teufel	2B	1
1985	Jim McCollom	1B	3
1986	Chuck Baldwin	1B	2
1988	Bert Heffernan	C	1
1989	Brian Barnes	P	1
1991	Jim Crowley	2B	1
	Eric Macrina	DH	2
1992	Kevin Northrup	OF	2
1994	Shane Monahan	OF	1
	Mike Hampton	3B	2
1995	Scott Winchester	P	1
	David Miller	1B	2
	Shane Monahan	OF	2
	Jason Dawsey	P	3
1996	Kris Benson	P	1
	Matthew LeCroy	C	2
1997	Matthew LeCroy	C	2
2001	Jeff Baker	3B	2
	Steve Reba	P	3
2002	Khalil Greene	SS	1
	Michael Johnson	1B	2
	Steve Reba	P	3
2005	Kris Harvey	DH	1

Baseball America

Year	Player	Pos.	*T
1986	Chuck Baldwin	1B	2
1988	Brian Barnes	P	2
1989	Brian Barnes	P	1
1990	Brian Kowitz	OF	2
1991	Jason Angel	P	2
	Jim Crowley	2B	2
1992	Kevin Northrup	OF	2
1994	Shane Monahan	OF	1
	Mike Hampton	3B	2
1995	Shane Monahan	OF	2
	Scott Winchester	P	2
	David Miller	1B	3
1996	Kris Benson	P	1
	Ken Vining	P	3
1997	Matthew LeCroy	C	1
1999	Patrick Boyd	OF	2
2001	Jeff Baker	3B	1
2002	Jeff Baker	3B	1
	Khalil Greene	SS	1
2004	Brad McCann	3B	3
2005	Kris Harvey	DH	2

Collegiate Baseball

Year	Player	Pos.	*T
1991	Eric Macrina	DH	3
1992	Kevin Northrup	OF	3
1994	Mike Hampton	3B	1
	Shane Monahan	OF	2

1995	Shane Monahan	OF	1
	Scott Winchester	P	1
	Jason Dawsey	P	2
	David Miller	1B	3
1996	Kris Benson	P	1
1997	Matthew LeCroy	C	2
1998	Scott Clackum	P	2
2001	Jeff Baker	3B	1
	Steve Reba	P	3
2002	Khalil Greene	SS	1
	Jeff Baker	3B	3
	Michael Johnson	1B	3
	Steve Reba	P	3
2005	Taylor Harbin	2B	2

NCBWA

Year	Player	Pos.	*T
1993	Billy McMillon	OF	1
	Chad Phillips	P	3
1994	Mike Hampton	3B	1
	Shane Monahan	OF	1
1995	Shane Monahan	OF	1
	David Miller	1B	2
	Gary Burnham	OF	3
	Jason Dawsey	P	3
1996	Kris Benson	P	1
	Billy Koch	P	2
	Matthew LeCroy	C	2
	Ken Vining	P	3
1997	Matthew LeCroy	C	1
1998	Ryan Mottl	P	3
1999	Kurt Bultmann	2B	2
	Patrick Boyd	OF	3
2000	Nick Glaser	P	3
2001	Jeff Baker	3B	2
	Casey Stone	OF	3
2002	Jeff Baker	3B	1
	Khalil Greene	SS	1
	Steve Reba	P	2
	Matt Henrie	P	3
2005	Kris Harvey	DH	3

Sporting News

Year	Player	Pos.	*T
1975	Denny Walling	OF	1
1980	Tim Teufel	2B	1
1987	Bill Spiers	SS	1
1997	Matthew LeCroy	C	2
1998	Scott Clackum	P	3

Note: No team selected from 1991-96, 02-05.

Sports Weekly

Year	Player	Pos.	*T
2002	Khalil Greene	SS	1

Freshman All-American

Year	Player	Pos.
1991	Billy McMillon	OF
1993	Shane Monahan	1B
	Scott Winchester	P
1995	Matthew LeCroy	C
1997	Ryan Mottl	P
1998	Patrick Boyd	OF
1999	Khalil Greene	3B
2000	Jeff Baker	SS
	Jarrod Schmidt	P
2003	Robert Rohrbaugh	P
2005	Brad Chalk	OF
	Taylor Harbin	2B

* - team

All-Atlantic Region

1954 -	Doug Kingsmore, OF
	Billy O'Dell, P
1958 -	Harold Stowe, P
	* Fred DeBerry, 1B
	* Bailey Hendley, OF
	* Bud Spiers, SS
1959 -	Doug Hoffman, OF
	Harold Stowe, P
1960 -	Ty Cline, OF
	Dave Lynn, C
1965 -	Rusty Adkins, OF
	Jack McCall, SS
1966 -	Rusty Adkins, 2B
1967 -	Rusty Adkins, 2B
	** Garry Helms, SS
1971 -	Rusty Gerhardt, P
	Craig White, OF
1973 -	Craig White, OF
	* Lin Hamilton, C
	* Richard Haynes, 2B
1974 -	Lin Hamilton, C
	* Smiley Sanders, OF
1975 -	Denny Walling, CF
1976 -	Chuck Porter, P
	Kurt Siebert, SS
1977 -	Dave Caldwell, OF
	Bill Foley, C
1978 -	Dave Buffamoyer, DH
	Tony Masone, OF
	Neil Simons, OF
	Mike Sullivan, P
	Billy Weems, OF
1979 -	Dave Buffamoyer, C
	Tony Masone, OF
	Neil Simons, OF
	Mike Sullivan, P
1980 -	Mike Brown, P
	Neil Simons, OF
	Tim Teufel, 2B
1983 -	Bob Paulling, 1B
1985 -	Jim McCollom, 1B
1986 -	Chuck Baldwin, 1B
1987 -	Bill Spiers, SS
1989 -	Brian Barnes, P
1990 -	Brian Kowitz, OF
1991 -	Jim Crowley, 2B
	Eric Macrina, DH

Billy McMillon, OF

* Joe DeBerry, DH

* Eric Macrina, 1B

1992 - Kevin Northrup, OF

1993 - Jeff Morris, 2B

Keith Williams, OF

* Billy McMillon, OF

* Shane Monahan, 1B

1994 - Mike Hampton, 3B

Shane Monahan, OF

* Andy Taulbee, P

1995 - Jason Dawsey, P

David Miller, 1B

Shane Monahan, OF

Scott Winchester, P

* Gary Burnham, OF

* Matthew LeCroy, C

1996 - Kris Benson, P

Matthew LeCroy, C

1997 - Matthew LeCroy, C

* Gary Burnham, OF

1998 - Scott Clackum, P

Matt Padgett, OF

1999 - Patrick Boyd, OF

2000 - ** Jeff Baker, SS

2001 - Jeff Baker, 3B

Steve Reba, P

2002 - Khalil Greene, SS

Michael Johnson, 1B

Steve Reba, P

* Jeff Baker, 3B

2003 - Michael Johnson, 1B

2005 - Kris Harvey, DH

* Taylor Harbin, 2B

* - second team; ** - third team

U.S. Olympians

1988 -	Mike Milchin, P
1996 -	Kris Benson, P
	Billy Koch, P
	Matthew LeCroy, C

All-College World Series

1959 -	Harold Stowe, P
1959 -	Bailey Hendley, P/OF
1959 -	Doug Hoffman, OF
1977 -	Dave Caldwell, OF
2002 -	Michael Johnson, 1B

National Player-of-the-Year ABCA

2002 - Khalil Greene, SS

Baseball America

1996 - Kris Benson, P

2002 - Khalil Greene, SS

Collegiate Baseball

1996 - Kris Benson, P

2002 - Khalil Greene, SS

Dick Howser Trophy

1996 - Kris Benson, P

2002 - Khalil Greene, SS

Golden Spikes Award

2002 - Khalil Greene, SS

Rotary Smith Award

1996 - Kris Benson, P

2002 - Khalil Greene, SS

ACC Athlete-of-the-Year

1996 - Kris Benson, P

Pan American Games

1959 -	Ty Cline, P/OF
1967 -	John Curtis, P
1979 -	Brian Snyder, P
1980 -	Mike Brown, P
1987 -	Bert Heffernan, C
	^ Bill Spiers, SS
1991 -	^ Billy McMillon, OF
1999 -	^ Matthew LeCroy, C

^ - invited but did not participate

World University Games

1977 -	Dave Caldwell, OF
	Bill Foley, C

World Championships

1998 -	Patrick Boyd, OF
	Ryan Mottl, P
2000 -	Jeff Baker, SS
	Patrick Boyd, OF
2001 -	Jeff Baker, 3B

All-ACC

1954 -	Roy Coker, UT
	Doug Kingsmore, OF
	Wyman Morris, 3B
	Billy O'Dell, P
1958 -	Harold Stowe, P
1959 -	Doug Hoffman, OF
1960 -	Ty Cline, OF
	Bailey Hendley, UT
	Dave Lynn, C
1962 -	Gene Harbeson, C
	Johnny Jones, OF
	Joey Taylor, OF
1963 -	Pete Ayoub, 2B
	Mike Bohonak, OF
	Dave Ellis, OF
	Johnny Jones, OF
	Elmo Lam, SS
1964 -	Ben Marsella, 3B
1965 -	Rusty Adkins, OF
	Tommy Chapman, P
	Lawton Cowart, 3B
	Jack McCall, SS
1966 -	Rusty Adkins, 2B
	Lawton Cowart, 3B
	Jack McCall, SS
	George Sutton, OF
1967 -	Rusty Adkins, 2B
	Garry Helms, SS
1970 -	Rusty Gerhardt, P
1971 -	Rusty Gerhardt, P
	Johnny Severs, OF



Matthew LeCroy was a first-team All-American in 1997 when he hit .359 with 24 home runs and 79 RBIs.

Honors & Awards

Craig White, OF
1972 - Rusty Gerhardt, P
Calvin Weeks, OF
1973 - Lindsay Graham, P
Lin Hamilton, C
Richard Haynes, 2B
Smiley Sanders, OF
Craig White, OF
1974 - Steve Cline, P
Lin Hamilton, C
Mike Pulaski, OF
Smiley Sanders, OF
1975 - Kurt Seibert, SS
Denny Walling, OF
Bill Wingo, 2B
1976 - David Caldwell, OF
Bill Foley, C
Chuck Porter, P
Kurt Seibert, SS
Steve Tucker, OF
1977 - Robert Bonnette, SS
Bill Foley, C
Ron Musselman, P
Neil Simons, OF
Bill Wingo, 2B
1978 - Robert Bonnette, SS
Neil Simons, OF
1979 - Robbie Allen, SS
Tony Masone, OF
Neil Simons, OF
Mike Sullivan, P
1980 - Mike Brown, P
Neil Simons, OF
Tim Teufel, 2B
1981 - Mike Mahoney, OF
1982 - Jeff Gilbert, P
Jimmy Key, DH
Jimmy Key, P
1983 - Bob Pauling, 1B
1984 - Jim McCollom, DH
Brooks Shumake, OF
1985 - Jim McCollom, 1B
1986 - Chuck Baldwin, 1B
Randy Mazey, OF
1987 - Steve Baucom, 3B
Bert Heffernan, C
Randy Mazey, OF
Bill Spiers, SS
1988 - Brian Barnes, P
Rusty Chappia, SS
Bert Heffernan, C
1989 - Brian Barnes, P
Henry Threadgill, 2B
1990 - Brian Kowitz, OF
1991 - Jason Angel, P
Jim Crowley, 2B
Eric Macrina, 1B
Billy McMillon, OF
Todd Stefan, SS
1992 - Kevin Northrup, OF
1993 - Billy McMillon, OF
Keith Williams, OF
1994 - Mike Hampton, 3B
Shane Monahan, OF
1995 - Jason Dawsey, P
David Miller, 1B
Shane Monahan, OF
Scott Winchester, P
1996 - Kris Benson, P
Matthew LeCroy, C
1997 - Matthew LeCroy, C
Ryan Mottl, P
1998 - Kurt Bultmann, 2B
Scott Clackum, P
Matt Padgett, OF
1999 - Patrick Boyd, OF
2001 - Jeff Baker, 3B
Khalil Greene, SS
Steve Reba, P
Jarrod Schmidt, P/DH

2002 - Khalil Greene, SS
Michael Johnson, 1B
Steve Reba, P
2003 - Michael Johnson, 1B
2004 - Kris Harvey, OF/1B
2005 - Taylor Harbin, 2B
Kris Harvey, DH
Note: First-team selections only.

ACC Coach-of-the-Year

1988 - Bill Wilhelm
1991 - Bill Wilhelm
1994 - Jack Leggett
1995 - Jack Leggett

ACC Player-of-the-Year

1973 - Craig White, OF
1974 - Steve Cline, P
1975 - Denny Walling, OF
1976 - Chuck Porter, P
1985 - Jim McCollom, 1B
1986 - Chuck Baldwin, 1B
1989 - Brian Barnes, P
1990 - Brian Kowitz, OF
1995 - Shane Monahan, OF
1996 - Kris Benson, P
2002 - Khalil Greene, SS

ACC Rookie-of-the-Year

1995 - Matthew LeCroy, C
1998 - Patrick Boyd, OF

All-ACC Tournament

1987 - Chuck Baldwin, 2B
Bert Heffernan, C
1988 - Brian Kowitz, DH
1989 - Brian Barnes, P
Rusty Chappia, SS
Brian Kowitz, OF
Mike Milchin, 1B
Henry Threadgill, 2B
1990 - Brian Kowitz, OF
Tim Rigsby, SS
1991 - Jason Angel, P
Jim Crowley, 2B
Eric Macrina, DH
Scott Miller, P
Michael Spiers, OF
1992 - Aaron Jersild, P
Kevin Northrup, OF
Joe Taylor, 2B
1993 - Billy McMillon, OF
Jeff Morris, 2B
Andy Taulbee, P
Keith Williams, OF
1994 - Mike Hampton, 3B
Shane Monahan, OF
Ken Vining, P
1995 - Gary Burnham, OF
Paul Galloway, 3B
Ken Vining, P
1996 - Jason Embler, 1B
Doug Livingston, 2B
1997 - Gary Burnham, OF
1999 - Patrick Boyd, OF
Khalil Greene, 3B
Khalil Greene, SS (5/6)
Patrick Boyd, OF
Khalil Greene, 3B
Ryan Mottl, P
2002 - Khalil Greene, SS
Michael Johnson, 1B
Steve Reba, P
2004 - Brad McCann, 3B
Travis Storrer, 2B
2005 - Josh Cribb, P

ACC Tournament MVP

1989 - Brian Barnes, P
1991 - Michael Spiers, OF

1993 - Jeff Morris, 2B
1994 - Shane Monahan, OF

National Player-of-the-Week

2002 - Khalil Greene, SS (3/18)
Jeff Baker, 3B (4/8)
Khalil Greene, SS (5/6)
2004 - Brad McCann, 3B (5/17)
2005 - Kris Harvey, DH/P (3/21)

ACC Player-of-the-Week

1989 - Brian Barnes, P (5/8)
Brian Barnes, P (5/22)
1990 - Tim Parker, P (4/24)
1991 - Jason Angel, P (4/29)
Mike Spiers, OF (5/13)
1992 - Keith Williams, OF (3/16)
Kevin Northrup, OF (3/23)
Joe Taylor, 2B (4/13)
1993 - Billy McMillon, 1B (3/1)
Jeff Morris, 2B (5/10)
1994 - Andy Taulbee, P (2/14)
Andy Taulbee, P (2/21)
Scott Winchester, P (4/4)
Mike Holtz, P (4/11)
David Miller, 1B (4/18)
Scott Winchester, P (5/2)
Mike Hampton, 3B (5/16)
Shane Monahan, OF (5/23)
Ken Vining, P (5/23)
1995 - David Miller, 1B (3/6)
Jason Dawsey, P (3/13)
Shane Monahan, OF (3/13)
David Miller, 1B (4/4)
Jason Dawsey, P (4/10)
Jamie Eggleston, P (5/1)
1996 - Kris Benson, P (2/26)
Kris Benson, P (3/11)
Kris Benson, P (3/25)
Kris Benson, P (4/15)
Kris Benson, P (4/29)
Kris Benson, P (5/6)
Billy Koch, P (5/6)
1997 - Matthew LeCroy, C (2/24)
1998 - Ryan Mottl, P (3/2)
Patrick Boyd, OF (3/9)
Matt Padgett, OF (4/6)
Brian Ellis, C (4/20)
Ryan Mottl, P (4/27)
Jason Harris, 1B (4/12)
Chris Heck, P (4/26)
2000 - Scott Berney, P (2/28)
Scott Berney, P (3/6)
Ryan Mottl, P (4/10)
Nick Glaser, P (4/17)
Khalil Greene, 3B (5/8)
Ryan Riley, 2B (2/26)
Matt Henrie, P (3/19)
Steve Reba, P (4/23)
Matt Henrie, P (5/7)
Steve Reba, P (5/14)
Khalil Greene, SS (5/14)
2002 - Jeff Baker, 3B (2/25)
Michael Johnson, 1B (3/4)
Khalil Greene, SS (3/18)
Khalil Greene, SS (4/29)
Khalil Greene, SS (5/6)
2003 - Tyler Lumsden, P (3/3)
Tyler Lumsden, P (3/10)
Paul Harrelson, P (4/28)
Michael Johnson, 1B (4/28)
Garrick Evans, OF (5/19)
Patrick Hogan, P (5/19)
2004 - Brad McCann, 3B (3/1)
Kris Harvey, P (4/5)
Garrick Evans, OF (4/19)
2005 - Kris Harvey, DH (3/21)
Stephen Farris, P (4/18)
Taylor Harbin, 2B (4/25)
Josh Cribb, P (5/16)

Josh Cribb, P (5/23)
Kris Harvey, DH (5/23)

Rawlings ACC Tournament Batting Champion

1989 - Henry Threadgill, 2B
1991 - Michael Spiers, OF
1992 - Ted Corbin, SS

Bob Bradley Award (South Carolina Series MVP)

2001 - Jeff Baker, 3B
2002 - Michael Johnson, 1B
2003 - Michael Johnson, 1B
2004 - Herman Demmink, 2B
2005 - Tyler Colvin, OF

Mitchell Award (Most Valuable Player)

1962 - Buddy Nixon, 1B
1963 - Dave Ellison, OF
1964 - Ben Marsella, 3B
1965 - Tommy Chapman, P
1966 - Ellis Dantzler, 1B
1967 - Rusty Adkins, 2B
1968 - Nelson Gibson, P
1969 - Craig White, OF
1970 - Rusty Gerhardt, P
1971 - Rusty Gerhardt, P
1972 - Rusty Gerhardt, P
1973 - Craig White, OF
1974 - Steve Cline, P
1975 - Denny Walling, OF
1976 - Chuck Porter, P
1977 - Bill Foley, C
1978 - Tony Masone, OF
1979 - David Buffamoyer, C
1980 - Tim Teufel, 2B
1981 - Greg Guin, 1B
1982 - Jimmy Key, P/DH
1983 - Bob Pauling, 1B
1984 - Chuck Baldwin, 2B
1985 - Jim McCollom, 1B
1986 - Chuck Baldwin, 1B
1987 - Steve Baucom, 3B
1988 - Jerry Brooks, 3B
1989 - Henry Threadgill, 2B
1990 - Brian Kowitz, OF
1991 - Todd Stefan, SS
1992 - Kevin Northrup, OF
1993 - Keith Williams, OF
1994 - Mike Hampton, 3B
1995 - David Miller, 1B
1996 - Kris Benson, P
Doug Livingston, 2B
1997 - Gary Burnham, OF
1998 - Matt Padgett, OF
1999 - Kurt Bultmann, 2B
2000 - Khalil Greene, 3B
2001 - Casey Stone, OF
2002 - Khalil Greene, SS
2003 - Michael Johnson, 1B
2004 - Brad McCann, 3B
2005 - Kris Harvey, DH/P

Stowe Award (Most Valuable Pitcher)

1984 - Scott Parrish
1985 - George Stone
1986 - Oliver Whitaker
1987 - Brian Barnes
1988 - Brian Barnes
1989 - Brian Barnes
1990 - Tim Parker
1991 - Mike Kimbrell
1992 - Paxton Briley
1993 - Chad Phillips
1994 - Andy Taulbee
1995 - Jason Dawsey
1996 - Kris Benson

1997 - Ryan Mottl
1998 - Scott Clackum
1999 - Mike Paradis
2000 - Ryan Mottl
2001 - Steve Reba
2002 - Matt Henrie
Steve Reba
2003 - Patrick Hogan
2004 - Patrick Hogan
2005 - Josh Cribb

Tiger Baseball Award (Leadership)

1995 - Gary Burnham, OF
Paul Galloway, 3B
1996 - Paul Galloway, 3B
1997 - Jason Embler, 1B
1998 - Derek Borgert, C
1999 - Derek Borgert, C
2000 - Brian Holstad, INF/OF
2001 - Casey Stone, OF
2002 - Michael Johnson, 1B
2003 - Kyle Frank, OF
2004 - Russell Triplett, SS
2005 - Daniel Pritchard, INF

Dedication Award (Strength Training)

1994 - Scott Winchester, RHP
1995 - Gary Burnham, OF
1996 - Gary Burnham, OF
1997 - Matt Padgett, OF
1998 - Jason Harris, 1B
1999 - Brian Ellis, C
2000 - B.J. LaMura, RHP
2001 - Khalil Greene, SS
2002 - Herman Demmink, 2B
Kyle Frank, OF
2003 - Herman Demmink, 2B
2004 - Herman Demmink, 3B
2005 - Herman Demmink, 3B
Note: Year denotes fall season.

Clemson Athletic Hall of Fame Members

1973 - Frank Howard, HC
Billy O'Dell, P
1974 - Joe Landrum, P
1977 - Rusty Adkins, OF
Frank Gillespie, 1B
1978 - Ty Cline, OF
Ray Mathews, OF
1979 - Jess Neely, HC
Flint Rhem, P
Harold Stowe, P
1980 - Doug Hoffman, OF
Suzie Owens
1981 - John Heisman, HC
1982 - Rusty Gerhardt, P
1984 - Walter Cox, HC
Dick Hendley, C
1985 - Doug Kingsmore, OF
1988 - Bob Smith, HC
Craig White, OF
1991 - Dude Buchanan, 1B
1993 - Gene Moore, C
1994 - Bob Pauling, 1B
Dewey Quinn, 3B
1997 - Neil Simons, OF
1998 - Bill Spiers, SS
1999 - Jimmy Key, P
2002 - Bert Heffernan, C
2003 - Smiley Sanders, OF
2004 - Brian Barnes, P
2005 - Kris Benson, P
Note: List includes only baseball players/coaches; year denotes year inducted.



All-America Tiger Stats

Rusty Adkins, OF/2B

Second-Team ABCA, 1965; Third-Team ABCA, 1966; First-Team ABCA, 1967

Year	G	AB	R	H	2B	3B	HR	RBI	SB	BB	SO	Avg.
1965	30	126	30	56	10	4	3	25	12	12	0	.444
1966	29	121	39	44	5	6	2	17	9	20	7	.364
1967	38	149	40	50	7	7	6	24	17	27	9	.336
Totals	97	396	109	150	22	17	11	66	38	59	16	.379

Jason Angel, P

Second-Team Baseball America, 1991

Year	G	GS	CG	SH	SV	IP	H	R	ER	ERA	SO	BB	W-L	Pct.
1990	10	1	0	0	0	14.2	14	8	8	4.91	14	9	2-1	.667
1991	20	15	3	2	0	108.0	75	35	28	2.33	66	36	14-2	.875
1992	18	17	1	0	0	105.1	106	54	40	3.42	76	45	9-3	.750
Totals	48	33	4	2	0	228.0	195	97	76	3.00	156	90	25-6	.806

Jeff Baker, 3B

First-Team Baseball America, 2001; First-Team Collegiate Baseball, 2001;

Second-Team ABCA, 2001; Second-Team Sporting News, 2001;

Second-Team Sports Weekly, 2001; First-Team Baseball America, 2002;

First-Team NCBWA, 2002; Third-Team Collegiate Baseball, 2002

Year	GP-S	AB	R	H	2B	3B	HR	TB	RBI	SB	BB	SO	Avg.
2000	68-67	275	54	86	16	0	11	135	64	4-4	26	54	.313
2001	60-60	233	66	86	13	2	23	172	75	5-9	38	38	.369
2002	68-67	265	71	86	12	2	25	177	87	17-24	40	59	.325
Totals	196-194	773	191	258	41	4	59	484	226	26-37	98	151	.334

Chuck Baldwin, 1B/P

Second-Team ABCA, 1986; Second-Team Baseball America, 1986

Year	G	AB	R	H	2B	3B	HR	RBI	SB	BB	SO	Avg.
1984	51	194	31	69	12	3	0	33	4-6	13	13	.356
1985	62	252	39	66	12	3	4	33	3-6	13	21	.262
1986	63	289	64	107	23	1	16	73	6-8	18	26	.370
1987	52	200	43	69	15	1	9	45	3-3	17	26	.345
Totals	228	935	177	311	62	8	29	184	16-23	61	86	.337

Brian Barnes, P

Second-Team Baseball America, 1988;

First-Team ABCA, 1989; First-Team Baseball America, 1989

Year	G	GS	CG	SH	SV	IP	H	R	ER	ERA	SO	BB	W-L	Pct.
1986	15	10	1	0	1	71.0	57	44	29	3.68	53	61	3-2	.600
1987	18	17	5	1	0	120.2	109	50	41	3.06	112	61	12-3	.800
1988	22	19	6	0	1	137.2	124	71	51	3.33	140	62	13-2	.867
1989	23	19	9	1	1	146.0	87	52	36	2.22	208	66	16-3	.842
Totals	78	65	21	2	3	475.1	377	217	157	2.97	513	250	44-10	.815

Kris Benson, P

First-Team ABCA, 1996; First-Team Baseball America, 1996; First-Team Collegiate Baseball, 1996; First-Team NCBWA, 1996; First-Team Sporting News, 1996

Year	G	GS	CG	SH	SV	IP	H	R	ER	ERA	SO	BB	W-L	Pct.
1994	17	14	1	0	1	85.0	84	48	40	4.24	73	29	7-3	.700
1995	14	14	0	0	0	78.2	75	44	28	3.20	79	23	8-3	.727
1996	19	19	7	4	0	156.0	109	47	35	2.02	204	27	14-2	.875
Totals	50	47	8	4	1	319.2	268	139	103	2.90	356	79	29-8	.784



Left-hander Jason Dawsey was a second-team All-American in 1995 when he had an 11-4 record and 2.78 ERA in 129.1 innings pitched.

Patrick Boyd, OF

Second-Team Baseball America, 1999; Third-Team NCBWA, 1999

Year	GP-S	AB	R	H	2B	3B	HR	TB	RBI	SB	BB	SO	Avg.
1998	59-59	241	66	83	13	1	8	122	59	11-14	44	46	.344
1999	62-61	246	78	96	22	1	17	171	70	20-25	45	50	.390
2000	69-69	270	50	79	21	4	3	117	49	18-24	44	52	.293
2001	1-1	3	2	1	1	0	0	2	0	0-0	2	0	.333
Totals	191-190	760	196	259	57	6	28	412	178	49-63	135	148	.341

Kurt Bultmann, SS/2B

Second-Team NCBWA, 1999

Year	GP-S	AB	R	H	2B	3B	HR	TB	RBI	SB	BB	SO	Avg.
1996	63-55	194	34	59	10	0	5	84	27	2-4	25	28	.304
1997	60-60	253	69	88	31	1	16	169	61	3-5	30	42	.348
1998	58-58	234	57	70	18	1	10	120	54	2-4	32	32	.299
1999	68-68	272	73	89	23	2	12	152	72	6-7	46	40	.327
Totals	249-241	953	233	306	82	4	43	525	214	13-20	133	142	.321

Gary Burnham, OF

Third-Team NCBWA, 1995

Year	GP-S	AB	R	H	2B	3B	HR	TB	RBI	SB	BB	SO	Avg.
1994	15-15	47	9	13	3	0	0	16	9	1-1	13	8	.277
1995	66-66	241	61	83	27	4	8	142	62	5-11	46	29	.344
1996	68-68	241	62	70	24	4	6	120	56	2-6	61	40	.290
1997	64-64	266	83	104	23	2	15	176	82	2-4	37	28	.391
Totals	213-213	795	215	270	77	10	29	454	209	10-22	157	105	.340

Dave Caldwell, OF

Third-Team ABCA, 1977

Year	G	AB	R	H	2B	3B	HR	RBI	SB	BB	SO	Avg.
1975	36	125	21	35	7	4	2	23	2	12	20	.280
1976	50	196	39	63	13	8	9	49	2	36	32	.321
1977	41	162	43	46	10	0	7	34	6	28	24	.284
Totals	127	483	103	144	30	12	18	106	10	76	76	.298

Scott Clackum, P

Second-Team Collegiate Baseball, 1998; Third-Team Sporting News, 1998

Year	G	GS	CG	SH	SV	IP	H	R	ER	ERA	SO	BB	W-L	Pct.
1997	24	0	0	0	4	37.1	34	13	8	1.93	33	14	3-4	.429
1998	23	0	0	0	9	40.2	21	5	5	1.11	42	11	7-1	.875
Totals	47	0	0	0	13	78.0	55	18	13	1.50	75	25	10-5	.667

Ty Cline, OF/P

First-Team ABCA, 1960

Year	G	AB	R	H	2B	3B	HR	RBI	SB	BB	SO	Avg.
1959	31	135	34	44	7	3	1	22	10	12	11	.326
1960	22	89	26	31	5	5	0	14	12	13	4	.348
Totals	53	224	60	75	12	8	1	36	22	25	15	.335

Jim Crowley, 2B

First-Team ABCA 1991; Second-Team Baseball America, 1991

Year	GP-S	AB	R	H	2B	3B	HR	TB	RBI	SB	BB	SO	Avg.
1988	48-21	89	15	22	4	0	2	32	6	6-7	17	26	.247
1989	66-66	230	49	69	16	1	10	117	60	5-6	35	39	.300
1990	65-65	251	56	82	15	0	14	139	54	7-9	32	39	.327
1991	68-68	256	79	98	22	0	17	171	77	5-9	39	45	.383
Totals	247-220	826	199	271	57	1	43	459	197	23-31	123	149	.328

Jason Dawsey, P/OF

Second-Team Collegiate Baseball, 1995; Third-Team ABCA, 1995; Third-Team NCBWA, 1995

Year	G	GS	CG	SH	SV	IP	H	R	ER	ERA	SO	BB	W-L	Pct.
1993	27	8	2	0	1	77.2	85	43	35	4.06	70	21	5-2	.714
1994	16	15	1	0	0	97.1	108	51	45	4.16	73	21	6-2	.750
1995	19	19	4	0	2	129.1	101	53	40	2.78	133	45	11-4	.733
Totals	62	42	7	0	3	304.1	294	147	120	3.55	276	87	22-8	.733

Rusty Gerhardt, P

Second-Team ABCA, 1971

Year	G	GS	CG	SH	SV	IP	H	R	ER	ERA	SO	BB	W-L	Pct.
1969	15	15	6			91.0	60	45	35	3.37	99	60	7-3	.700
1970	16	14	8			100.1	47	27	20	1.79	111	51	9-4	.692
1971	16	14	6			108.0	72	34	26	2.17	111	30	11-3	.786
1972	12	12	6			85.0	75	26	21	2.22	61	22	7-4	.636
Totals	59	55	26			384.1	254	132	102	2.39	382	163	34-14	.708

Nick Glaser, P

Third-Team NCBWA, 2000

Year	G	GS	CG	SH	SV	IP	H	R	ER	ERA	SO	BB	W-L	Pct.
2000	33	0	0	0	15	40.1	38	16	11	2.45	40	29	0-2	.000
2001	18	3	0	0	1	41.1	45	20	18	3.92	44	10	4-3	.571
Totals	51	3	0	0	16	81.2	83	36	29	3.20	84	39	4-5	.444

All-America Tiger Stats

Khalil Greene, 3B/SS

First-Team ABCA, 2002; First-Team Baseball America, 2002; First-Team Collegiate Baseball, 2002; First-Team NCBWA, 2002; First-Team Sports Weekly, 2002

Year	GP-S	AB	R	H	2B	3B	HR	TB	RBI	SB	BB	SO	Avg.
1999	69-68	274	58	98	20	1	8	144	69	9-12	31	58	.358
2000	69-69	269	59	98	24	3	5	143	64	12-16	42	39	.364
2001	63-63	241	55	73	18	2	12	131	52	17-21	24	41	.303
2002	71-71	285	93	134	33	1	27	250	91	17-18	46	22	.470
Totals	272-271	1069	265	403	95	7	52	668	276	55-67	143	160	.377

Mike Hampton, 3B

First-Team Collegiate Baseball, 1994; First-Team NCBWA, 1994; Second-Team ABCA, 1994; Second-Team Baseball America, 1994

Year	GP-S	AB	R	H	2B	3B	HR	TB	RBI	SB	BB	SO	Avg.
1993	46-31	130	29	33	13	2	3	59	22	3-5	13	29	.254
1994	75-75	287	84	109	21	4	11	171	70	39-47	47	43	.380
Totals	121-106	417	113	142	34	6	14	230	92	42-52	60	72	.341

Taylor Harbin, 2B

Second-Team Collegiate Baseball, 2005

Year	GP-S	AB	R	H	2B	3B	HR	TB	RBI	SB	BB	SO	Avg.
2005	66-66	274	64	94	28	4	10	160	63	4-7	12	25	.343

Kris Harvey, DH/P

First-Team ABCA, 2005; Second-Team Baseball America, 2005; Third-Team NCBWA, 2005

Year	GP-S	AB	R	H	2B	3B	HR	TB	RBI	SB	BB	SO	Avg.
2003	12-7	29	8	8	1	0	2	15	11	0-0	2	4	.276
2004	54-52	209	38	70	16	0	8	110	41	4-8	15	31	.335
2005	65-65	249	61	85	11	0	25	171	70	1-2	16	44	.341
Totals	131-124	487	107	163	28	0	35	296	122	5-10	33	79	.335

Year	G	GS	CG	SH	SV	IP	H	R	ER	ERA	SO	BB	W-L	Pct.
2003	13	6	0	0	1	35.2	35	31	28	7.07	22	22	4-1	.800
2004	14	14	0	0	0	61.2	73	38	37	5.40	52	32	6-0	1.000
2005	13	13	0	0	0	62.0	71	43	38	5.52	52	28	5-4	.556
Totals	40	33	0	0	1	159.1	179	112	103	5.82	126	82	15-5	.750

Bert Heffernan, C

First-Team ABCA, 1988

Year	G	AB	R	H	2B	3B	HR	RBI	SB	BB	SO	Avg.
1985	65	245	60	85	13	2	9	49	9-13	45	38	.347
1986	61	242	64	80	17	3	8	58	11-15	55	22	.331
1987	65	242	68	81	15	3	4	41	13-19	45	32	.335
1988	68	264	93	89	18	6	6	47	21-24	62	27	.337
Totals	259	993	285	335	63	14	27	195	54-71	207	119	.337

Matt Henrie, P

Third-Team NCBWA, 2002

Year	G	GS	CG	SH	SV	IP	H	R	ER	ERA	SO	BB	W-L	Pct.
1999	5	0	0	0	0	3.1	6	5	5	13.50	1	6	0-0	----
2001	18	10	0	0	2	67.2	59	32	23	3.06	54	24	6-3	.667
2002	21	18	0	0	1	112.2	112	52	39	3.12	81	25	13-5	.722
Totals	44	28	0	0	3	183.2	177	89	67	3.28	136	55	19-8	.704

Doug Hoffman, OF

First-Team ABCA, 1959

Year	AB	R	H	2B	3B	HR	RBI	SB	BB	SO	Avg.
1957	60	11	9	3	1	2	6	2	14	17	.150
1958	114	23	27	2	2	2	16	4	9	27	.237
1959	105	31	33	3	5	4	25	11	33	22	.314
Totals	279	65	69	8	8	8	47	17	56	66	.247

Michael Johnson, 1B

Second-Team ABCA, 2002; Third-Team Collegiate Baseball, 2002

Year	GP-S	AB	R	H	2B	3B	HR	TB	RBI	SB	BB	SO	Avg.
2000	44-32	121	27	37	9	2	3	59	27	2-4	13	34	.306
2001	62-58	218	58	70	13	1	18	139	54	11-11	43	50	.321
2002	71-71	263	62	101	19	1	25	197	81	11-14	50	46	.384
2003	58-58	198	54	67	11	0	12	114	51	1-2	63	38	.338
Totals	235-219	800	201	275	52	4	58	509	213	25-31	169	168	.344

Billy Koch, P

Second-Team NCBWA, 1996

Year	G	GS	CG	SH	SV	IP	H	R	ER	ERA	SO	BB	W-L	Pct.
1994	16	14	1	0	1	78.0	72	57	40	4.62	75	34	4-2	.667
1995	16	14	0	0	0	87.0	70	45	36	3.72	111	37	7-2	.778
1996	19	16	2	0	1	111.2	73	46	39	3.14	152	60	10-5	.667
Totals	51	44	3	0	2	276.2	215	148	115	3.75	338	131	21-9	.700



Righthander Joe Landrum was Clemson's first All-American in 1947 thanks to his 12-2 record and 2.23 ERA in 117.0 innings pitched.

Brian Kowitz, OF

Second-Team Baseball America, 1990

Year	G	AB	R	H	2B	3B	HR	RBI	SB	BB	SO	Avg.
1988	60	179	30	49	16	1	2	21	16-19	20	21	.274
1989	68	267	61	72	15	4	4	43	26-29	46	27	.270
1990	66	253	87	102	22	6	3	60	34-42	44	20	.403
Totals	194	699	178	223	53	11	9	124	76-90	110	68	.319

Joe Landrum, P

First-Team ABCA, 1947

Year	IP	H	R	ER	ERA	SO	BB	W-L	Pct.
1946	104.0	72	31	12	1.04	97	22	10-2	.833
1947	117.0	90	48	29	2.23	98	18	12-2	.857
Totals	221.0	162	79	41	2.18	195	40	22-4	.846

Matthew LeCroy, C

Second-Team ABCA, 1996; Second-Team NCBWA, 1996; First-Team Baseball America, 1997; First-Team NCBWA, 1997; Second-Team ABCA, 1997; Second-Team Collegiate Baseball, 1997; Second-Team Sporting News, 1997

Year	GP-S	AB	R	H	2B	3B	HR	TB	RBI	SB	BB	SO	Avg.
1995	68-68	255	55	85	18	0	15	148	72	0-4	34	57	.333
1996	67-67	244	61	77	18	0	14	137	57	3-4	44	35	.316
1997	64-64	237	62	85	12	1	24	171	79	5-7	53	34	.359
Totals	199-199	736	178	247	48	1	53	456	208	8-15	131	126	.336

Dave Lynn, C

Third-Team ABCA, 1960

Year	G	AB	R	H	2B	3B	HR	RBI	SB	BB	SO	Avg.
1959	1	2	1	1	0	0	1	2	0	1	0	.500
1960	22	89	21	32	3	2	8	31	1	8	10	.358
1961	22	72	20	24	4	0	6	21	1	22	13	.333
Totals	45	163	42	57	7	2	15	54	2	31	23	.350

Eric Macrina, DH

Second-Team ABCA, 1991; Third-Team Collegiate Baseball, 1991

Year	GP-S	AB	R	H	2B	3B	HR	TB	RBI	SB	BB	SO	Avg.
1988	25-11	46	8	8	3	0	3	20	6	1-1	8	10	.174
1989	54-39	152	35	40	8	4	6	74	33	3-5	18	42	.263
1990	53-50	189	38	64	11	1	18	131	69	1-2	24	44	.339
1991	69-68	260	67	87	18	1	24	179	84	3-4	37	69	.335
Totals	201-168	647	148	199	40	6	51	404	192	8-12	87	165	.308

Brad McCann, 3B

Third-Team Baseball America, 2004

Year	GP-S	AB	R	H	2B	3B	HR	TB	RBI	SB	BB	SO	Avg.
2003	60-60	251	44	87	21	1	9	137	67	2-4	12	43	.347
2004	63-63	253	64	96	20	0	16	164	65	6-10	36	43	.379
Totals	123-123	504	108	183	41	1	25	301	132	8-14	48	86	.363



All-America Tiger Stats

Jim McCollom, 1B

Third-Team ABCA, 1985

Year	G	AB	R	H	2B	3B	HR	RBI	SB	BB	SO	Avg.
1982	56	186	41	50	9	2	11	37	1-2	26	30	.369
1983	51	190	50	66	15	4	9	51	5-6	25	26	.347
1984	55	203	53	71	13	2	11	54	7-7	32	25	.350
1985	64	251	59	98	19	4	21	76	7-11	33	23	.390
Totals	226	830	203	285	56	12	52	218	20-26	116	104	.343

Billy McMillon, OF/1B

First-Team NCBWA, 1993

Year	GP-S	AB	R	H	2B	3B	HR	TB	RBI	SB	BB	SO	Avg.
1991	65-54	202	75	79	26	4	10	143	48	12-17	41	21	.391
1992	32-31	113	34	42	8	3	4	68	27	6-11	21	22	.372
1993	57-57	212	64	80	21	1	5	118	30	11-17	47	30	.377
Totals	154-142	527	173	201	55	8	19	329	105	29-45	109	73	.381

David Miller, 1B/OF

Second-Team ABCA, 1995; Second-Team NCBWA, 1995;

Third-Team Baseball America, 1995; Third-Team Collegiate Baseball, 1995

Year	GP-GS	AB	R	H	2B	3B	HR	TB	RBI	SB	BB	SO	Avg.
1993	44-18	85	12	23	3	1	0	28	12	1-1	4	11	.271
1994	71-71	288	52	90	13	4	1	114	59	23-31	36	31	.313
1995	68-68	271	79	103	14	10	9	164	78	27-32	44	36	.380
Totals	183-157	644	143	216	30	15	10	306	149	51-64	84	78	.335

Shane Monahan, OF

First-Team ABCA, 1994; First-Team Baseball America, 1994;

First-Team NCBWA, 1994; Second-Team Collegiate Baseball, 1994;

First-Team Collegiate Baseball, 1995; First-Team NCBWA, 1995;

Second-Team ABCA, 1995; Second-Team Baseball America, 1995

Year	GP-S	AB	R	H	2B	3B	HR	TB	RBI	SB	BB	SO	Avg.
1993	65-65	253	64	94	15	7	9	150	64	17-21	20	49	.372
1994	75-75	330	97	137	23	9	11	211	53	23-31	36	33	.415
1995	67-67	273	82	106	22	5	12	174	52	21-28	44	37	.388
Totals	207-207	856	243	337	60	21	32	535	169	61-80	100	119	.394

Ryan Mottl, P

Third-Team NCBWA, 1998

Year	G	GS	CG	SH	SV	IP	H	R	ER	ERA	SO	BB	W-L	Pct.
1997	16	16	2	0	0	106.2	113	63	56	4.72	99	33	10-3	.769
1998	16	16	1	0	0	101.0	101	62	54	4.81	96	31	9-4	.692
1999	19	17	1	0	0	99.2	120	82	68	6.14	84	53	4-8	.333
2000	21	19	2	1	0	107.0	103	52	44	3.70	81	28	10-4	.714
Totals	72	68	6	1	0	414.1	437	259	222	4.82	360	145	33-19	.635

Kevin Northrup, OF

Second-Team ABCA, 1992; Second-Team Baseball America, 1992;

Third-Team Collegiate Baseball, 1992

Year	GP-S	AB	R	H	2B	3B	HR	TB	RBI	SB	BB	SO	Avg.
1989	35-14	66	12	14	2	0	1	20	5	3-5	16	19	.212
1990	53-46	173	35	53	10	0	7	84	33	12-12	15	28	.306
1991	67-66	254	72	89	20	9	5	142	48	21-22	31	32	.350
1992	64-64	249	67	95	23	2	9	149	64	47-55	51	31	.382
Totals	219-190	742	186	251	55	11	22	395	150	83-94	113	110	.338

Billy O'Dell, P

Second-Team ABCA, 1954

Year	G	GS	CG	IP	H	R	ER	ERA	BB	SO	W-L	Pct.
1952	10	7	4	56.0	48	36	18	2.89	16	81	5-2	.714
1953	11	8	6	72.1	25	22	11	1.36	32	108	6-3	.667
1954	14	11	9	91.1	56	26	8	0.79	35	111	8-3	.727
Totals	35	26	19	219.2	129	84	37	1.51	83	300	19-8	.704

Chad Phillips, P/OF

Third-Team NCBWA, 1993

Year	G	GS	CG	SH	SV	IP	H	R	ER	ERA	SO	BB	W-L	Pct.
1990	15	0	0	0	0	25.0	24	13	11	3.96	17	5	1-0	1.000
1991	13	3	0	0	2	37.2	40	23	16	3.82	25	16	1-0	1.000
1992	13	1	0	0	3	34.0	32	18	16	4.24	29	11	3-1	.750
1993	16	15	1	0	0	90.2	93	35	30	2.98	69	24	12-2	.857
Totals	57	19	1	0	5	187.1	189	89	73	3.51	140	56	17-3	.850

Year	GP-S	AB	R	H	2B	3B	HR	TB	RBI	SB	BB	SO	Avg.
1990	38-9	44	6	13	5	0	0	18	4	1-1	8	4	.295
1991	45-12	63	15	25	3	0	1	31	14	3-4	11	3	.397
1992	43-40	152	25	44	8	3	2	64	24	6-7	8	25	.288
1993	40-20	42	5	12	3	0	1	18	5	0-0	1	5	.286
Totals	166-81	301	51	94	19	3	4	131	47	10-12	28	37	.312

Steve Reba, P

Third-Team ABCA, 2001; Third-Team Collegiate Baseball, 2001; Second-Team NCBWA, 2002; Third-Team ABCA, 2002; Third-Team Collegiate Baseball, 2002

Year	G	GS	CG	SH	SV	IP	H	R	ER	ERA	SO	BB	W-L	Pct.
1999	21	7	0	0	0	56.2	78	49	47	7.46	45	34	5-4	.555
2000	19	2	0	0	2	42.0	33	16	13	2.79	33	15	3-0	1.000
2001	18	17	2	1	0	108.0	84	39	31	2.58	33	15	12-3	.800
2002	20	19	1	0	0	112.2	121	67	55	4.39	82	44	13-4	.765
Totals	78	45	3	1	2	319.1	316	171	146	4.11	263	124	33-11	.750

Kurt Seibert, SS

Third-Team ABCA, 1976

Year	G	AB	R	H	2B	3B	HR	RBI	SB	BB	SO	Avg.
1974	28	95	22	30	3	2	0	13	4	17	9	.316
1975	43	153	48	49	8	2	0	13	21	39	17	.320
1976	44	160	43	55	5	2	2	13	13	50	12	.344
Totals	115	408	113	134	16	6	2	39	38	106	38	.321

Bill Spiers, SS

First-Team Sporting News, 1987

Year	G	AB	R	H	2B	3B	HR	RBI	SB	BB	SO	Avg.
1985	47	171	31	65	10	1	0	22	9	9	10	.380
1986	62	258	73	83	11	5	12	53	35	35	40	.322
1987	64	252	65	73	13	11	5	44	16	31	26	.290
Totals	173	681	169	221	34	17	17	119	60	75	76	.325

Casey Stone, OF

Third-Team NCBWA, 2001

Year	GP-S	AB	R	H	2B	3B	HR	TB	RBI	SB	BB	SO	Avg.
1998	45-15	86	18	23	3	1	0	28	14	2-2	8	12	.267
1999	49-24	104	22	25	4	0	0	29	17	7-9	18	9	.240
2000	69-69	272	65	97	11	3	1	117	51	25-30	23	15	.357
2001	62-62	274	63	103	17	2	2	130	49	25-30	13	10	.376
Totals	225-170	736	168	248	35	6	3	304	131	59-71	62	46	.337

Tim Teufel, 2B

First-Team Sporting News, 1980

Year	G	AB	R	H	2B	3B	HR	RBI	SB	BB	SO	Avg.
1979	55	197	58	69	14	3	13	50	13	29	32	.350
1980	46	168	44	65	16	1	11	66	13	43	14	.387
Totals	101	365	102	134	30	4	24	116	26	72	46	.367

Ken Vining, P

Third-Team Baseball America, 1996; Third-Team NCBWA, 1996

Year	G	GS	CG	SH	SV	IP	H	R	ER	ERA	SO	BB	W-L	Pct.
1994	20	1	0	0	0	40.1	39	22	18	4.02	45	18	3-0	1.000
1995	22	9	0	0	2	69.0	53	29	26	3.39	78	25	4-0	1.000
1996	19	16	3	2	0	115.0	92	43	38	2.97	135	38	10-3	.769
Totals	61	26	3	2	2	224.1	184	94	82	3.29	258	81	17-3	.850

Denny Walling, OF

First-Team Sporting News, 1975

Year	G	AB	R	H	2B	3B	HR	RBI	SB	BB	SO	Avg.
1975	38	140	46	59	9	3	13	60	11	31	12	.421

Scott Winchester, P

First-Team ABCA, 1995; First-Team Collegiate Baseball, 1995; Second-Team Baseball America, 1995

ACC Academic Honor Roll


1957 Carol Brown
Sam Gambrell
Harold Lingerfelt
1959 Clayton Lowder
1960 David Sprouse
1961 David Sprouse
1962 Damon Vincent
1963 Greg Casey
Elmo Lam
Damon Vincent
David Wrenn
1965 David Wrenn
1966 John Dinneen
Jack McCall
Pete Myers
1967 Bill Bonekat
John Dinneen
Bob Lowell
Pete Myers
Bill Parmer
Keith Waters
Charlie Watson
1968 Bill Bonekat
Nelson Gibson
1969 Bill Bonekat
Dave Monjot
1971 Lindsay Graham
1972 Pat Fitzsimmons
Pete Hendricks
1973 Pat Fitzsimmons
Charlie Ing
Randy Quintrell
Pete Sampson
1974 Terry Armstrong
Charlie Ing
Randy Quintrell
Pete Sampson
1975 Chuck Porter
Randy Quintrell
1976 David Beasley
Steve Nilsson
Chuck Porter
Randy Quintrell
1977 Steve Nilsson
Randy Quintrell
Billy Trapp
1978 Alan Hoover
Steve Nilsson
1979 Alan Armour
Jody Burttram
Doug Gray
Billy Trapp
1980 Greg Guin
Neil Simons
Billy Trapp




David Sprouse



Bill Bonekat



Billy Trapp



Jeff Gilbert



Fred Daniels

1981 Alan Armour
Jody Burttram
Jeff Gilbert
Mike Mahoney
1982 Jeff Gilbert
Frank Russ
Craig Roberson
1983 Jeff Gilbert
Tom Mallon
Craig Roberson
1984 Derek Spears
George Stone
Oliver Whitaker
1985 Burke Fairey
Jeff Kerr
Bill Spiers
George Stone
1986 George Stone
Jeff Frazier
Doug Marchal
1987 Doug Marchal
Randy Mazey
Tim Parker
Bill Spiers
Oliver Whitaker
1988 Brian Kowitz
Randy Mazey
Tim Parker
Jerome Santivasci
1989 Alan Botkin
Jerome Santivasci
1990 Fred Daniels
Brian Kowitz
Tim Parker
Michael Spiers
David Tripp
1991 Jim Anderson
Fred Daniels
Jeff Miller
Jeff Morris


Michael Spiers
1992 Fred Daniels
Jamie Eggleston
Billy McMillon
Scott Melzer
Jeff Miller
Jeff Morris
Andy Taulbee
1993 Jason Dawsey
Mike Eydenberg
Paul Galloway
Jeff Keppen
Scott Melzer
Hoby Mork
Jeff Morris
Andy Taulbee
1994 Eric DeMoura
Jamie Eggleston
Mike Eydenberg
Paul Galloway
Jeff Keppen
Andy Taulbee
1995 Eric DeMoura
Jamie Eggleston
Paul Galloway
Scott Winchester
1996 Derek Borgert
Eric DeMoura
Paul Galloway
Brian Holstad
Bryan Schroeder
Rodney Williams
1997 Brian Adams
Darren Adams
Derek Borgert
Eric DeMoura
Jeff Kane
Matthew LeCroy
Ryan Mottl
Mike Paradis

Bryan Schroeder
Brian Werner
1998 Darren Adams
Derek Borgert
Mike Calitri
Donovan Harrison
Justin Singleton
1999 Derek Borgert
Mike Calitri
Jesse Douglass
Brian Ellis
Mike Paradis
Grant Redding
Doug Roper
Justin Singleton
Henri Stanley
Jeff Vessell
2000 Chad Bendinelli
Khalil Greene
Paul Harrelson
Matt Henrie
Brian Holstad
B.J. LaMura
Spencer Lindsay
Mike Proto
Jarrod Schmidt
Justin Singleton
Henri Stanley
Casey Stone
2001 Jeff Baker
Chad Coder
Nick Glaser
Khalil Greene
Ryan Hub
Steven Jackson
Michael Johnson
Ryan Klosterman
B.J. LaMura
Mike Proto
Jon Smith
Casey Stone
2002 Jeff Baker
Chad Coder
Josh Cribb
Jess Easterling
Kyle Frank
Zane Green
Khalil Greene
Paul Harrelson
Ryan Hub
Steven Jackson
Michael Johnson
Ryan Klosterman
B.J. LaMura
Gene Pierce
Daniel Pritchard
Jarrod Schmidt
2003 Josh Cribb
Herman Demmink
Jess Easterling
Kyle Frank
Zane Green
Paul Harrelson
Jeff Hourigan
Ryan Hub

John Ingram
Steven Jackson
Collin Mahoney
Gene Pierce
2004 Jason Berken
Josh Cribb
Andy D'Alessio
Herman Demmink
Stephen Faris
Doug Hogan
Patrick Hogan
Ryan Hub
John Ingram
Tyler Lumsden
Collin Mahoney
Brad McCann
Gene Pierce
Robert Rohrbaugh
Travis Storrer
P.J. Zocchi
2005 Jorge Andrade, Jr.
Brad Chalk
Sean Clark
Josh Cribb
Andy D'Alessio
Stephen Faris
Jesse Ferguson
Chris Fidrych
Drew Fiorenza
Ben Hall
Taylor Harbin
Kris Harvey
Chris Howard
David Kopp
Tanner Leggett
Alex Martin
Gene Pierce
Daniel Pritchard
Robert Rohrbaugh



Paul Galloway



Justin Singleton



Steven Jackson

Four-Time Recipients
Randy Quintrell ... 1974-77
Paul Galloway 1993-96
Eric DeMoura 1994-97
Derek Borgert 1996-99
Ryan Hub 2001-04
Josh Cribb 2002-05
Gene Pierce 2002-05

Three-Time Recipients
Bill Bonekat 1967-69
Billy Trapp 1977,79,80
Jeff Gilbert 1981-83
George Stone 1984-86
Tim Parker 1987,88,90
Fred Daniels 1990-92
Jeff Morris 1991-93
Andy Taulbee 1992-94
Justin Singleton 1998-00
Khalil Greene 2000-02
B.J. LaMura 2000-02
Paul Harrelson .. 2000,02,03
Steven Jackson ... 2001-03

**First-Team All-ACC
on the field &
chosen to the ACC
Academic Honor Roll**
Elmo Lam 1963
Jack McCall 1966
Chuck Porter 1976
Neil Simons 1980
Mike Mahoney 1981
Jeff Gilbert 1982
Randy Mazey 1987
Bill Spiers 1987
Brian Kowitz 1990
Scott Winchester 1995
Matthew LeCroy 1997
Jeff Baker 2001
Khalil Greene 2001,02
Michael Johnson 2002
Taylor Harbin 2005
Kris Harvey 2005



Righthander Patrick Hogan was an ACC Academic Honor Roll member in 2004 when he tied for the ACC lead with 10 saves.



Lettermen

A

Abbott, Gus	1	1958
Adams, Brian	3	1997-99
Adams, Darren	1	1998
Adams, Mark	2	1972-73
Additon, Matt	4	1997-00
Adeimy, John	1	1973
Adkins, Rusty	3	1965-67
Allen, Robbie	3	1978-80
Anderson, Jack ...	1	1969
Anderson, Jim	2	1990-91
Andrade, Jr., Jorge	1	2005
Angel, Jason	3	1990-92
Anglely, Doug	2	1949,50
Armstrong, Terry ..	4	1971-74
Asbill, Joe	1	1948
Aughtry, Gene	3	1949-51
Ayers, Stan	3	1962-64
Ayoub, Pete	3	1961-63

B

Bach, Woody	1	1968
Bagwell, Kenny	2	1970-72
Bagwell, Larry	3	1957-59
Bailey, Bob	1	1937
Baker, Jeff	3	2000-02
Baker, Jimmy	3	1972-74
Baker, Roger	3	1950-52
Baldwin, Chuck	4	1984-8
Barbary, Eddie	3	1965-67
Barnes, Brian	4	1986-89
Barnett, Bill	4	1953-56
Bates, N.G.	1	1953
Baucom, Steve	4	1984-87
Beasley, Rick	1	1971
Belk, Don	3	1941-43
Belk, Greg	3	1974-76
Bell, Tom	1	1938
Bendinelli, Chad ...	1	2000
Benson, Kris	3	1994-96
Berken, Jason	2	2003,04
Berney, Scott	1	2000
Berry, Ed	2	1947,49
Berry, Bob	3	1941-43
Bevis, Jay	4	1969-72
Bickley, Charlie ...	2	1940,41
Biegert, Mark	4	1984-87
Bigwood, Dave	1	1973
Blackston, Charlie ..	2	1954,55
Blakeney, Reid	2	1959,60
Blalock, Joe	3	1940-42
Bohonak, Mike	1	1963
Bonekat, Bill	3	1967-69
Bonnette, Robert ...	4	1976-79
Boozer, Thomas	4	1999-02
Borgert, Derek	4	1996-99
Bosdell, Francis ...	1	1946
Boselli, Teddy	3	1936,38,39
Botkin, Alan	4	1986-89
Boyce, J.A.	1	1943
Boyd, Patrick	3	1998-00
Boyd, Roger	1	1960
Bover, John	1	1988



Lawton Cowart

Bradford, Eric	3	1990-92
Bradford, Jeff	4	1971-74
Bradley, Jimmy	2	1967,68
Bradley, Len	2	1979,80
Bray, Randy	3	1968-70
Bradshaw, Toby	1	1960
Brier, Coe	2	1981,82
Briley, Paxton	3	1990-92
Brizek, Seth	3	1993-95
Brodie, George	3	1937-39
Brodie, G.W.	1	1953
Brooks, Jerry	3	1986-88
Broome, Nathan ...	2	1996,97
Brown, Carol	2	1955,57
Brown, C.M.	1	1945
Brown, Joe	2	1953,54
Brown, J.R.	1	1947
Brown, Mike	3	1978-80
Browning, Skip	3	1997-99
Bryan, C.A.	1	1928
Bryant, Tim	2	1959,60
Buchanan, Dude ..	3	1939-41
Buffamoyer, Dave ..	2	1978,79
Bultmann, Kurt	4	1996-99
Burgess, W.A.	1	1932
Burnett, John	2	1985,86
Burnette, Bill	1	1962
Burnette, Zack	3	1958-60
Burnham, Garv	4	1994-97

C

Cagle, Mavis	2	1945,46
Caldwell, Dave	3	1975-77
Calitri, Mike	3	1998-00
Carpenter, D.D.	1	1943
Carraway, Doug	2	1965,66
Carter, Chris	2	1992,93
Casanova, Adrian. ..	1	2005
Casey, Greg	2	1963,64
Castelli, Bill	2	1979,80
Castles, Tom	2	1947,49
Cathcart, Joe	1	1934
Chalk, Brad	1	2005
Chamblee, L.C.	2	1929,30
Chapman, Tommy ..	3	1963-65
Charpia, Rusty	3	1986,88,89
Chastain, Billy	1	1988
Chavous, C.C.	3	1933-35
Childs, Ryan	3	2000-02
Clackum, Scott	2	1997,98
Clark, H.M.	2	1932,33
Cleveland, Tom	1	1947
Cline, Steve	2	1973,74
Cline, Ty	2	1959,60
Clyne, Stephen	1	2005
Coakley, Francis ..	3	1939-41
Coakley, George ..	3	1939-41
Cobb, Bill	2	1945,46
Cohen, Earl	1	1966
Coder, Chad	1	2001
Coker, Butch	3	1957-59
Coker, Homer	3	1942,43,47
Coker, Larry	3	1940-42
Coker, Ray	3	1937-39
Coker, Roy	3	1952-54
Cole, R.A.	2	1933,34
Coleman, Jim	1	1955
Collins, Pat	1	1997
Colvin, Tyler	2	2004,05
Compton, George ..	1	1955
Cone, Mickey	1	1954
Cook, Brandt	1	1999
Cook, J.A.	2	1929,31
Corbin, Ted	1	1992
Cordileone, Lou	1	1959
Cositore, Vince	1	1972
Courtney, M.I.	1	1936
Couture, Mike	3	1987-90
Cowart, Lawton	3	1964-66
Cox, Carol	2	1949,55

Cram, Josh	1	2001
Cribb, Josh	3	2003-05
Crocker, Barry	1	1954
Crook, E.J.	1	1931
Crosby, Ralph	2	1937,38
Crosland, Ben	3 ..	1952,54,55
Crouch, Roby	3	1950-52
Crowley, Jim	4	1988-91
Croxton, Billy	2	1934,35
Culberson, Ken	4	1948-51
Currier, Steve	1	1985
Curtis, John	1	1968

D

D'Alessio, Andy .. 2	2004-05
Daniels, Fred	1990-92
Dantzler, Ellis	2 1965,66
Davidson, Mark	1 1982
Davis, Billy	1 1983
Davis, J.H.	1 1931
Davis, J.W.	1 1933
Dawsey, Jason	3 1993-95
Deanhardt, Luke ..	3 1948-50
DeBerry, Fred	3 1957-59
DeBerry, Joe	3 1989-91
Decker, J.B.	1 1931
Dellastatious, Andy ..	1 1939
DeLoach, Arthur ..	1 1937
DeMaino, L.J.	1 2002
Demarest, Alan	3 1968-70
Demmink, Herman .. 3	2003-05
DeMoura, Eric	4 1994-97
Dempsey, A.G.	1 1951
Dempsey, Bob	1 1959
Dillon, Scott	2 1985,86
Dinneen, John	2 1966,67
Dixon, Eddie	2 1969,70
Dobson, Clyde	2 1939,40
Douglass, Jesse ..	1 1999
Drake, Johnny	1 1956
Duffie, Bill	3 1994-96
Duke, Will	3 1980-82
Dunlap, Floopy	1 1928
Dunlap, Gene	1 1966
Durham, W.S.	2 1934-35

E

Eckerl, Tony 3 1973-75
Edwards, Jim 2 1937,38
Eggleston, Jamie 4 1992-95
Ellis, Brian 4 1997-00
Ellisor, Dave 3 1961-63
Embler, Jason 4 1994-97
Eskew, Bud 1 1928
Eskew, Jerry 1 1968
Evans, Garrick 3 2002-04
Evans, Jim 2 1951,52
Everett, Brady 2 2003,04
Evensberg, Mike 2 1993,94

F

Fahrney, Gary 1 1976
Fairey, Burke 4 1985-88
Faris, Stephen 2 2004,05
Faw, Brian 2 1989,90
Ferguson, Jesse 1 2005
Fidrych, Chris 1 2005
Fiofenza, Drew 1 2005
Fish, Barry 1 1963
Fisher, Jeff 1 1985
Fisher, Leo 3 1943,47,48
Fitzsimmons, Pat 3 1973-75
Fleming, Ray 2 1946,47
Foley, Bill 3 1975-77
Folger, Al 3 1936-38
Ford, Bill 2 1950,51
Fordham, Red 2 1930,31
Foster, Chuck 2 1990,91
Fox, R.H. 1 1938
Frank, Kyle 4 1999,01-03

Frantz, Tim	1	1995
Frazier, Ron	3	1988-90
Freeman, Eddis	1	1945
Freeman, Todd	1	1978
Fulton, Jay	2	1983-84

G

Gaddis, Bob	2	1948-49
Gaddis, C.J.	1	2004
Gaines, Roger	3	1952,53,55
Gallagher, Glenn	2	1980,81
Galloway, Paul	4	1993-96
Gambrell, Sam	1	1957
Garrison, Dave	1	1956
Gerhardt, Rusty	4	1969-72
Gibson, Nelson	3	1966-68
Gilbert, Jeff	3	1981-83
Gillespie, Frank	4	1943,47-49
Glaser, Nick	2	2000,01
Good, Jay	3	1941-43
Graham, Lindsay	4	1970-73
Green, Steve	1	1985
Green, Zane	4	2001-04
Greene, Khalil	4	1999-02
Griffith, Nig	4	1947-50
Grogan, R.L.	1	1946
Guin, Greg	3	1979-81

H

Hackett, Roger 1 1982
Hackle, Trent 2 1991,92
Hahn, Jeff 4 2002-05
Hair, Billy 1 1951
Hall, Ben 1 2005
Hall, Charlie 1 1952
Hamilton, Hines 1 1948
Hamilton, Lin 4 1971-74
Hampton, Mike 2 1993,94
Harbeson, Gene 3 1961-63
Harbin, Taylor 1 2005
Harrelson, Paul 4 2000-03
Harris, Jason 2 1998,99
Harrison, Donovan 1 1998
Harrison, R.M. 1 1955
Harvey, Kris 3 2003-05
Hauser, Scott 3 1995-97
Hawkins, Ty 1 1987
Haynes, Richard 4 1971-74
Hazle, Jim 1 1947
Hazle, Joe 1 1947
Heap, Edward 3 1934,36,37
Heck, Chris 1 1999
Heffernan, Bert 4 1985-88
Helms, Garry 1 1967
Hendley, Bailey 3 1958-60
Hendley, Dick 3 1949-51
Hendricks, Pete 2 1971,72
Hendrix, W.C. 1 1937
Henrie, Matt 3 1999,01,02

K

Hendley, Dick	3	1949-51
Hendricks, Pete	2	1971,72
Hendrix, W.C.	1	1997
Henrie, Matt	3	1939,01,02
Herring, J.C.	2	1942,43
Hess, David	1	1982
Hester, Ricky	2	1982,83
Hewitt, Batson	2	1929,30
Heyward, R.C.	3	1936-38
Hicks, J.C.	2	1951,52
Hildebrand, Nolten	2	1952,54
Hines, J.R.	1	1951
Hinson, Randy	3	1934-36
Hoffman, Doug	3	1957-59
Hoffman, G.C.	1	1930
Hoffman, J.L.	2	1931,32
Hogan, Doug	1	2005
Hogan, Patrick	4	2001-04
Holland, Eddie	3	1968-70
Holliday, Winston	3	1940-42
Holstad, Brian	4	1997-00
Holtz, Mike	4	1991-94
Hood, H.R.	2	1933,35
Hoover, Alan	3	1976-78
Hoover, Donnie	2	1982,83



Zane Green

Horton, Frank	2	1939,40
Hourigan, Jeff	2	2002,03
Howard, Chris	1	2005
Hub, Ryan	4	2000, 02-04
Hubbard, Bob	1	1957
Huddins, Tom	3	1968-70
Huggins, Elmer	1	1960
Huggins, Mike	3	1986,87,89
Hughes, Bob	4	1945,49-51
Hughes, Jerald	1	1972
Humphries, Leonard ..	3	1954-56
Hussey, R.E.	1	1953

1

Ing, Charlie	3	1972-74
Ingram, John	2	2004,05
Irick, Ed	3	1939-41

J

Jackson, Steven ...	4	2001-04
Jackson, Tony	3	1963-65
James, Bill	3	1966-68
Jay, John	4	1984-87
Jersild, Aaron	4	1988, 90-92
Jessen, Herb	3	1940, 42, 43
Johnson, Johnny ..	2	1968, 70
Johnson, Laval	3	1967-69
Johnson, Michael ..	4	2000-03
Jones, Jimmy	1	1948
Jones, Johnny	2	1962, 63
Joyce, Hardin	2	1947, 49
Joye, Charlie	2	1943, 46
Joye, J.D.	1	1931
Jordan, J.J.	1	1942
Justus, Johnny	1	1929

K

Kaltenbach, Leo	1	1955
Kane, Jeff	1	1999
Kearse, H.H.	1	1932
Kea, Hootie	3	1949-51
Kendall, Chet	2	1990,91
Kenyon, Bobby	3	1978-80
Keppen, Jeff	2	1993,94
Key, Jimmy	3	1980-82
Khoury, Pete	2	1976,77
Kimbrell, Mike	4	1988-91
King, Don	1	1953
King, H.T.	1	1943
Kingsmore, Doug	3	1952-54
Klosterman, Ryan	1	2001
Knoebel, Fred	3	1950-52
Koch, Billy	3	1994-96
Kopp, David	1	2005
Kowitz, Brian	3	1988-90
Kuester, Steve	3	1968-70

L

Lahey, Ed	1	1958
LaBella, Barney	1	1975
Lam, Elmo	3	1961-63
LaMura, B.J.	3	2000-02

Lettermen



Wyman Morris

Landers, Bill 1 1955
Landrum, Joe 2 1946,47
Lawton, John 1 1992
Laycock, Bobby 1 1983
LeCroy, Bradley 4 1997-00
LeCroy, Matthew 3 1995-97
Lee, Harry 1 1935
Lee, Larry 2 1973,74
Leggett, Tanner .. 1 2005
Lemaster, Dave 4 1980-83
Lindsay, H.N. 1 1945
Livingston, Doug .. 2 1995,96
Lockhart, Mike 3 .. 1989,91,92
Locklair, Pop 1 1941
Lodgek, Ed 1 1966
Looper, J.M. 1 1946
Lomax, Nicky 3 1961-63
Lombardi, Justin .. 1 1999
Lowder, Clayton .. 2 1959,60
Lowell, Bob 3 .. 1964,65,67
Lowery, Phillip 3 1986-88
Lumsden, Tyler 3 2002-04
Lynn, Dave 2 1960,61
Lynn, Kevin 2 2000,01
Lyon, Tommy 2 1962,63

M

Macrina, Eric 4 1988-91
Magill, Dick 3 1928-30
Mahaffey, C.R. 2 1928,29
Mahoney, Collin ... 3 2002-04
Mahoney, Mike 2 1975,81
Mahony, Bob 2 1975,76
Malec, Mark 1 1975
Malkmus, David ... 1 1977
Mallon, Tom 2 1983,84
Marchal, Doug 2 1986,87
Marsella, Ben 2 1963,64
Marsh, Bill 1 1957
Martin, Glenn 2 1982,83
Martin, Lynn 1 1983
Martin, W.N. 1 1928
Martin, W.R. 3 .. 1942,43,47
Masone, Tony 2 1978,79
Mathews, Ray 4 1948-51
Matthews, Houston .. 2 1976,77
Matz, Brian 3 1994-96
Mazey, Randy 4 1985-88
McCall, Jack 3 1964-66
McCall, Mike 1 1967
McCann, Brad 2 2003,04
McClellan, Dexter .. 2 1993,94
McCollom, Jim 4 1982-85
McCray, Ontrell ... 2 1996,97
McDaniel, Mark 1 1976
McDonald, Leon ... 2 1957,58
McGee, J.W. 1 1946
McKay, Ray 4 1948-51
McLaurin, Charles . 2 1951,52
McMakin, Lynwood .. 2 1946,47
McMillan, Raiford . 1 1929
McMillon, Billy 3 1991-93

Meekins, Larry 2 1974,75
Melzer, Scott 3 1991-93
Milchin, Mike 3 1987-89
Miller, Bob 1 1933
Miller, David 3 1993-95
Miller, Jeff 4 1990-93
Miller, Seth 2 2001,02
Miller, Scott 2 1991,92
Mimms, Charlie ... 3 .. 1942,43,46
Monahan, Shane .. 3 1993-95
Monin, Andy 4 1991-94
Moore, Gene 4 1946-49
Moore, J.N. 1 1928
Moore, Jim 1 1947
Moore, L.H. 1 1946
Moore, Ronnie 2 1964,65
Mork, Hoby 1 1993
Morris, Bobby 2 1953,54
Morris, Jeff 4 1990-93
Morris, Wyman 3 1952-54
Morrow, Sam 1 1951
Moskos, Daniel ... 1 2005
Mottl, Ryan 4 1997-00
Murphy, Brett 1 2003
Murr, Jack 1 1974
Murray, Joe 1 1952
Musselman, Ron .. 2 1976,77
Myers, Doby 1 1956
Myers, Pete 3 1965-67

N

Nilsson, Steve 3 1976-78
Nimmer, W.A. 1 1930
Nivens, H.B. 2 1929,30
Nixon, Buddy 2 1962,64
Norris, Bobby 1 1959
Northrup, Kevin ... 4 1989-92
Nystrom, Peter 1 1998

O

Oakley, Bill 1 1963
O'Dell, Billy 3 1952-54
Ogburn, Mac 1 1962
Olson, Dave 2 1961,62
O'Quinn, Jim 2 1955,56
Owen, Jim 2 1955,56
Owen, W.H. 1 1945
Owens, Jimmy 1 1964
Owens, Randy 1 1973

P

Pack, Tommy 2 1964,66
Padgett, Matt 3 1996-98
Pagliei, Joe 1 1953
Paradis, Mike 3 1997-99
Parker, Ace 2 1940,41
Parker, Tim 3 .. 1987,88,90
Parkins, R.A. 2 1931,32
Parmer, Bill 3 1965-67
Parrish, Scott 3 .. 1981,83,84
Parsons, Jeff 1 1997
Pasqualini, Charlie . 2 1960,61
Patterson, Choppy . 1 1960
Pavilling, Bob 3 .. 1981,83,84
Pavilack, Harry 2 1960,61
Pawlowski, John .. 3 1983-85
Pawlowski, John A. . 3 1989-91
Pearman, Deas 1 1928
Pearman, F.E. 2 1928,29
Peele, Tim 4 1988-91
Peltz, Pete 2 1977,78
Pennington, Clyde . 1 1935
Phillips, Chad 4 1990-93
Pickens, Bob 1 1940
Pierce, Gene 3 2003-05
Player, W.W. 1 1929
Poe, Sam 2 1959,60
Pomeranz, Mike 2 1987,88
Porter, Chuck 3 1974-76
Powers, Scott 3 .. 1981,83,84

Priester, Buck 3 1930-32
Pritchard, Daniel .. 3 2003-05
Pritchett, Jesse 2 1936,37
Proctor, Landrum . 3 1931-33
Prophet, Bill 4 1970-73
Proto, Mike 4 1998-01
Pruitt, June 1 1946
Pulaski, Mike 2 1973,74
Pumphrey, Ed 1 1964
Pyzik, Steve 4 2000-03

Q

Qualters, Tommy .. 4 1975-78
Quinn, Andrew 1 1946
Quinn, Dewey 2 1946,47
Quinn, Winston 1 1946
Quintrell, Randy ... 4 1974-77

R

Ramey, E.L. 2 1930,31
Reames, Joe Don . 1 1999
Reba, Steve 4 1999-02
Reese, Gerald 1 1960
Rentz, Luther 3 .. 1942,43,47
Rhinehardt, J.B. . 1 1932
Rhodes, Rusty 2 1995,96
Rhue, Mike 1 1998
Rice, Tim 2 1983,84
Richey, J. 2 1935,36
Richey, R.M. 2 1933,34
Ricketts, Art 1 1961
Rigsby, Tim 2 1989,90
Riley, Ryan 1 2000
Riley, Stick 2 1945,46
Rivers, I.N. 2 1932,33
Roberson, Craig ... 4 1980-83
Robinson, Jerome . 2 1995,96
Rohrbaugh, Robert . 3 2003-05
Roller, Jimmy 3 1959-61
Roper, Doug 3 .. 1996,98,99
Ross, Jack 1 1946
Rowland, Joey 2 1986,87
Russ, Frank 4 1980-83
Russell, Don 3 1968-70
Russell, J.M. 1 1945
Ryan, Lanny 2 1960,62

S

Sampson, Pete 1 1975
Sanders, H.L. 1 1946
Sanders, Smiley ... 2 1972,73
Santangelo, Lou ... 1 2004
Santivasci, Jerome . 4 .. 1985,87-89
Sargent, Dick 1 1964
Satterfield, Shawn . 2 1992,93
Sauve, Jeff 4 1992-95
Saylors, Robby 2 1952,53
Schmidt, Jarrod ... 3 2000-02
Schmitt, Paul 3 1977-79
Schroeder, Bill 3 1977-79
Schroeder, Bryan . 3 .. 1994,95,97
Scott, Ray 2 1996,97
Seibert, Kurt 3 1974-76



Bill Schroeder


Severs, John 3 1969-71
Sexton, Jay 2 1980,81
Sharman, Howard . 2 1964,67
Sheaffer, Danny ... 1 1980
Shealy, Don 3 1955-57
Shealy, Lonnie 2 1954,55
Shepard, David ... 1 1996
Sherard, Hale 1 1947
Sheriff, Glenn 1 1956
Sherman, Joe 3 1932-34
Shore, Henry 3 1934-36
Shumake, Brooks . 3 1982-84
Siepe, Jeff 1 1970
Simons, Neil 4 1977-80
Simpson, J.A. 1 1951
Singleton, Justin ... 3 1998-00
Sipp, Tony 1 2004
Slevin, David 2 2002,03
Smith, Brodie 1 1994
Smith, Bryan 2 1981,82
Smith, Buster 3 1967-69
Smith, Dale 2 1964,65
Smith, Joe 1 1955
Smith, Jon 3 2000-02
Smith, Romaine ... 2 1930,31
Smith, Tad 2 1990,91
Smith, Tommy 1 1985
Snipes, G.L. 2 1938-39
Snyder, Brian 3 1977-79
Spears, Derek 2 1984,85
Spiers, Bill 3 1985-87
Spiers, Bud 3 1957-59
Spiers, Michael ... 4 1988-91
Spire, Adam 1 1997
Sprouse, Dave 2 1959,60
Squires, Bob 1 1984
Stanley, Henri 4 1997-00
Steele, Bill 3 1985-87
Stefan, Todd 4 1988-91
Stewart, Randy 1 1971
Stidham, Ryan 1 1991
Stone, Casey 4 1998-01
Stone, George 2 1984,85
Storrier, Travis ... 2 2004,05
Stowe, Harold 3 1957-59
Stroud, Dan 2 1947,49
Sturgeon, Chris ... 1 1993
Suggs, Dick 1 1959
Sullivan, Hank 1 1943
Sullivan, Mike 3 1977-79
Sutton, George 3 1964-66
Swails, A.C. 2 1934,35
Swanner, Jamie ... 1 1983
Sweetenburgh, Dick . 4 1953-56

T

Taulbee, Andy 3 1992-94
Taylor, Joe 2 1992,93
Taylor, Joey 2 1961,62
Templeton, Jim 1 1957
Terrill, Brett 2 1974,75
Teufel, Tim 2 1979,80
Thompson, Tommy .. 2 1985,86
Threadgill, Henry .. 4 1986-89
Timmerman, J.A. .. 1 1945
Toth, Bill 2 1955,56
Trapp, Billy 3 1978-80
Triplett, Russell ... 4 2001-04
Tripp, David 3 1988-90
Troia, Aaron 1 2003
Troutman, John ... 2 1934,35
Truluck, John 2 1939,40
Tucker, Steve 4 1973-76
Tyler, H.H. 1 1945

U

Ulmer, Reed 1 1948
Ulnick, Burton 1 1945
Underwood, J.F. ... 1 1936
Urrico, Anthony ... 1 2001



Ray Williams

V

Valiente, Roberto . 2 2002,03
Van Dyke, Steve .. 4 1980-83
Van Volkenburg, Dave . 4 1969-72
Verner, A.C. 1 1937
Veronee, Jack 1 1961
Vessell, Jeff 1 1999
Vincent, Damon ... 2 1961,62
Vining, Ken 3 1994-96

W

Waldrop, Kenny ... 1 1966
Walker, Adam 1 2003
Walling, Denny 1 1975
Ward, Mike 2 1969,70
Ward, Ryan 2 1995,96
Waters, Keith 3 1966-68
Watkins, G.L. 1 1951
Watson, Charlie ... 3 1965-67
Watson, Mark 2 1994,95
Watson, N.E. 3 1929-31
Watson, Reed 2 1966,68
Weeks, Calvin 4 1969-72
Weems, Billy 4 1977-80
Welch, Scott 2 1986,87
Werner, Brian 1 1996
Whitaker, Oliver ... 4 1984-87
White, Craig 4 .. 1969-71,73
White, Matt 3 1996-98
Whitfield, Larry ... 1 1967
Whitfield, Mike 2 1968,69
Widmann, Stan ... 1 2005
Wiles, Lee 2 1982,83
Williams, David ... 1 2005
Williams, J.A. 1 1928
Williams, Keith 2 1991,92
Williams, Ray 4 1984-87
Williams, Rodney . 3 .. 1993,95,96
Williams, Steve ... 4 1984-87
Wilson, Larry 3 1956-58
Wilson, Mitch 2 1983,84
Wilson, Rick 1 1971
Winchester, Scott . 3 1993-95
Wingo, Billy 4 1974-77
Wisniewski, Gene . 2 1977,78
Woessner, Dave ... 3 1977-79
Woodruff, Foggy .. 1 1930
Wrenn, David 1 1965
Wright, Charlie ... 2 1942,43
Wyatt, Steve 3 1974-76

Y

Young, Rick 2 1969,70
Youngman, Steve . 2 1978,79

Z

Ziegler, M.G. 3 1928-30
Zocchi, P.J. 1 2005
Zupa, Ron 3 1966-68

Note: Returning players in **bold**.



**OFFICIAL SPONSOR OF
CROOKED NUMBERS
ON THE SCOREBOARD.**



BST4 Stiff Flex

BST3 Regular Flex

In his 36 years as a head coach, all in Tigertown, Bill Wilhelm posted a 1,161-536-10 mark, making him the fifth-winningest coach in the history of college baseball at the time of his retirement. Wilhelm has earned his place among the true legends of the college game.



Serving as head baseball coach at one school for your entire career is quite an accomplishment. Having 36 seasons under your belt is an even greater accomplishment. But spending your entire 36-year career at one school and never having a losing season is incredible. That is one of just many accomplishments for the former Tiger coach.

Wilhelm coached his first game at Clemson, a 7-5 win against Michigan State, on March 24, 1958, and the victories never stopped during his 36 years and 1,707 games coached.

Wilhelm had five different teams record at least 50 wins, but his 1993 and last edition may have been his most overachieving squad. The ACC Tourney proved to be magic, as the Tigers went through the five-day tourney with a 5-1 record, including a come-from-behind 11-7 win over N.C. State in the title game.

Clemson received a #2 seed in the Mideast Regional in Knoxville, TN, the sixth-straight year the Tigers were a #1 or #2 seed heading into NCAA postseason action. During play in the regional, the 1993 Tigers set the Clemson record for wins against top-25 teams in a season with 13, so the 45 wins were accomplished against a standout schedule. Thirty-two of the 65 games were against teams that

participated in the NCAA Tournament.

Although Wilhelm had many rewarding years at Clemson, the 1991 season was his most successful in terms of wins. The Tigers ran up a 60-10 record that season, the best record in the nation, captured the ACC regular-season title, swept the ACC Tourney and the NCAA Northeast Regional, and earned a berth to the College World Series. That number of wins set an league record for victories in a season, breaking the old record of 54, set by the 1987 and 1988 teams.

Wilhelm's team of 1991 ranked #4 in **Baseball America's** final poll. The trip to Omaha marked the sixth of his coaching career, and the Tigers' ACC title was his 10th as head coach. He was named the District III Diamond

All-Time Winningest Division I Coaches						
Rk	Coach, Current/Last School	Seasons	W	L	T	Pct.
1.	* Augie Garrido , Texas	37	1,542	717	8	.682
2.	* Gene Stephenson , Wichita State	28	1,506	489	3	.755
3.	Cliff Gustafson , Texas	29	1,427	373	2	.792
4.	* Chuck Hartman , Virginia Tech	46	1,424	783	8	.645
	* Larry Hays , Texas Tech	35	1,424	777	2	.647
6.	* Mike Martin , Florida State	26	1,391	472	4	.746
7.	Rod Dedeaux , Southern California	44	1,342	597	16	.691
8.	Larry Cochell , Oklahoma	39	1,331	813	3	.621
9.	Bob Bennett , Fresno State	34	1,300	757	8	.631
10.	* Ron Polk , Mississippi State	32	1,275	624	2	.671
11.	Ron Fraser , Miami (FL)	30	1,267	440	9	.741
12.	Jack Stallings , Georgia Southern	39	1,255	799	10	.610
13.	Richard Jones , Illinois	39	1,242	752	6	.623
14.	Jim Dietz , San Diego State	31	1,230	751	18	.620
15.	* Mark Marquess , Stanford	29	1,224	590	5	.674
16.	Al Ogletree , Texas-Pan American	39	1,217	711	1	.631
17.	Gary Adams , UCLA	35	1,172	892	12	.567
18.	Bill Wilhelm, Clemson	36	1,161	536	10	.683
	Norm DeBriyn , Arkansas	33	1,161	650	6	.641
20.	Jack Coffey , Fordham	47	1,160	482	13	.705

* - active; Note: Records are through the 2005 season.

Wilhelm's Milestone Wins

Win	Date	Opponent	Score
1	3-24-1958	Michigan State	7-5
100	4-2-1960	Georgia	11-10
200	4-16-1968	South Carolina	6-5
300	3-17-1972	Georgia Southern	2-1
400	3-11-1976	Maryland	6-0
500	4-12-1978	Newberry	6-1
600	3-14-1981	Winthrop	9-5
700	3-12-1984	Marshall	8-1
800	5-5-1986	South Carolina	7-6
900	4-21-1988	Georgia Tech	7-4
1,000	4-29-1990	Georgia Tech	17-10
1,100	4-8-1992	South Carolina	5-3
1,161	5-29-1993	Fresno State	10-3

Note: Home games in **bold**.

Wilhelm's 1,161 wins rank as one of the highest victory totals in any sport by an ACC head coach. He posted a record of 450-188-1 against ACC teams, a 70.5-percent winning mark. That figure includes the ACC Tourney and regular-season games that did not count in the ACC standings. In regular-season play against the league, Wilhelm had a 381-158-1 mark, a 70.6 winning percentage.

The Tigers have captured 13 ACC titles outright, more than any other team, and Wilhelm was the mentor for 11 of them. Clemson has either won or tied for the regular-season title 22 times, and Wilhelm was the head coach on 19 of

those occasions. He had 10 consecutive years (1973-82) where the Tigers either won the ACC regular-season or tournament title.

Wilhelm, a native of China Grove, NC, played at N.C. State for two years before signing with the Saint Louis Cardinals in June of 1950. After one year of pro baseball, he entered military service, where he spent two years. He played service ball and spent two more years in the professional ranks before going back to college. He entered Catawba College (Salisbury, NC) and received his degree in January of 1957.

Upon graduation, Wilhelm began work on his master's degree at North Carolina. At the same time, he served as an assistant coach for the Tar Heels under Head Coach Walter Rabb and played catcher for Greensboro in the Carolina League. In August of 1958, Wilhelm received his graduate degree from North Carolina while he was coaching at Clemson. He coached the Tigers to the College World Series each of his first two seasons with the Clemson program.

In the spring of 1957, when North Carolina played at Clemson, Tiger Athletic Director Frank Howard asked Rabb to recommend a new baseball coach for Clemson so that the Tigers' head coach (Bob Smith) could become a full-time football coach. Howard took Rabb's advice and hired Wilhelm.

Wilhelm's Accomplishments

- 1,161-536-10 in 36 seasons at Clemson (1958-93)
- 5 seasons of at least 50 wins
- 6 NCAA District Championships
- 6 trips to the College World Series
- 7 ACC Tournament titles (tournament started in 1973)
- 11 ACC Championships
- 16 top-25 seasons
- 17 NCAA Regional appearances
- 19 ACC regular-season championships (including ties)
- 20 All-Americans
- 27 players went on to play in the Major Leagues
- 34 players chosen to the NCAA All-District Team
- 36 consecutive years without a losing season
- 88 players chosen First-Team All-ACC
- 100 players signed professional baseball contracts



Bill Wilhelm still ranks as one of the top-20 winningest coaches in Division I history. He amassed 1,161 wins at Clemson from 1958-93.



ACC Tournament History

Year	Site	W-L	Score	Opponent
1973	Chapel Hill, NC	W	10-6	Wake Forest
	Chapel Hill, NC	W	3-1	Virginia
	Chapel Hill, NC	L	4-8	N.C. State
	Chapel Hill, NC	L ⁽¹⁰⁾	2-3	N.C. State
1974	Raleigh, NC	W	6-4	North Carolina
	Raleigh, NC	L	2-3	Virginia
	Raleigh, NC	W	9-6	Virginia
	Raleigh, NC	W	12-5	N.C. State
	Raleigh, NC	L	6-8	N.C. State
1975	Chapel Hill, NC	L	2-7	North Carolina
	Chapel Hill, NC	W	15-1	Wake Forest
	Chapel Hill, NC	W	7-6	North Carolina
	Chapel Hill, NC	L	2-3	N.C. State
1976	Clemson, SC	W	2-0	Wake Forest
	Clemson, SC	W	2-1	Maryland
	Clemson, SC	W	3-2	Maryland
1977	Clemson, SC	W	10-3	N.C. State
	Clemson, SC	L	4-5	Wake Forest
	Clemson, SC	W	14-6	N.C. State
	Clemson, SC	L	9-22	Wake Forest
1978	Clemson, SC	W	12-1	N.C. State
	Clemson, SC	W	13-0	Duke
	Clemson, SC	W	7-2	Wake Forest
1980	Raleigh, NC	W	4-0	Wake Forest
	Raleigh, NC	W	9-4	Maryland
	Raleigh, NC	W	5-4	N.C. State
	Raleigh, NC	W	12-3	North Carolina
1981	Chapel Hill, NC	W ⁽¹⁰⁾	7-6	Georgia Tech
	Chapel Hill, NC	L	0-1	Duke
	Chapel Hill, NC	W ⁽¹⁰⁾	6-5	Wake Forest
	Chapel Hill, NC	W	7-4	North Carolina
	Chapel Hill, NC	W	9-2	Duke
	Chapel Hill, NC	W	7-5	North Carolina
1982	Chapel Hill, NC	W	10-9	Duke
	Chapel Hill, NC	W	16-2	Georgia Tech
	Chapel Hill, NC	L	4-6	Virginia
	Chapel Hill, NC	L	0-3	North Carolina
1983	Chapel Hill, NC	W	12-5	Virginia
	Chapel Hill, NC	W	8-1	N.C. State
	Chapel Hill, NC	L	5-6	North Carolina
	Chapel Hill, NC	W	14-7	Duke
	Chapel Hill, NC	W	5-2	North Carolina
	Chapel Hill, NC	L	1-10	North Carolina
1984	Durham, NC	L	5-8	Duke
	Durham, NC	W	7-6	Virginia
	Durham, NC	W	12-1	Maryland
	Durham, NC	L	6-7	North Carolina



Bob Mahony, a color commentator on the Clemson Tiger Radio Network, started on the mound in the ACC Tournament Championship-clinching win over Maryland in 1976.

Records By Site & Opponent

Site	Years	W-L	Runs	Titles	Team	W-L	Runs
Atlanta, GA	1	3-2	44-41	0	Duke	8-3	87-41
Clemson, SC	3	8-2	76-42	2	Florida State	7-10	80-90
Chapel Hill, NC	5	17-9	168-111	1	Georgia Tech	11-8	153-127
Durham, NC	5	7-10	92-105	0	Maryland	12-0	104-30
Fort Mill, SC	2	4-4	55-49	0	Miami (FL)	1-0	9-1
Greenville, SC	9	35-12	349-196	4	North Carolina	15-11	134-126
Jacksonville, FL	1	2-2	19-18	0	N.C. State	16-9	196-124
Raleigh, NC	2	7-2	65-37	1	Virginia	10-6	95-78
Saint Petersburg, FL	2	6-4	58-56	0	Wake Forest	11-4	105-79
Salem, VA	2	2-4	37-41	0	Totals	91-51	963-696
Totals	32	91-51	963-696	8			

1985	Atlanta, GA	W	17-12	Maryland	Saint Petersburg, FL	W ⁽¹⁰⁾	11-6	N.C. State	
	Atlanta, GA	W	3-2	North Carolina	Saint Petersburg, FL	L	0-10	Florida State	
	Atlanta, GA	L	9-12	Georgia Tech	1998	Durham, NC	L	1-4	North Carolina
	Atlanta, GA	W	10-8	Virginia		Durham, NC	L	6-10	Georgia Tech
	Atlanta, GA	L	5-7	Georgia Tech	1999	Durham, NC	W	7-6	N.C. State
1986	Durham, NC	W ⁽¹⁴⁾	6-5	Wake Forest		Durham, NC	L	3-6	Wake Forest
	Durham, NC	L	5-16	Georgia Tech		Durham, NC	W	7-6	Maryland
	Durham, NC	W ⁽¹⁰⁾	7-2	Maryland		Durham, NC	W	8-7	Florida State
	Durham, NC	L	4-6	N.C. State		Durham, NC	L	5-9	Wake Forest
1987	Greenville, SC	W	11-4	Wake Forest	2000	Fort Mill, SC	W	9-5	Virginia
	Greenville, SC	W	9-4	North Carolina		Fort Mill, SC	W	8-4	Florida State
	Greenville, SC	W	8-0	N.C. State		Fort Mill, SC	L	8-9	Georgia Tech
	Greenville, SC	L	1-7	Georgia Tech		Fort Mill, SC	W	12-5	Virginia
	Greenville, SC	L	7-11	N.C. State		Fort Mill, SC	L	4-8	Georgia Tech
1988	Greenville, SC	W	9-1	Duke	2001	Fort Mill, SC	L	3-7	Virginia
	Greenville, SC	L	0-1	North Carolina		Fort Mill, SC	W	7-6	North Carolina
	Greenville, SC	W	9-0	Maryland		Fort Mill, SC	L	4-5	Florida State
	Greenville, SC	W	5-4	North Carolina	2002	Saint Petersburg, FL	W	10-0	Georgia Tech
	Greenville, SC	L	6-7	North Carolina		Saint Petersburg, FL	L	4-9	Florida State
1989	Greenville, SC	W	8-0	Maryland		Saint Petersburg, FL	W	5-3	N.C. State
	Greenville, SC	W	9-3	Georgia Tech		Saint Petersburg, FL	W	8-6	Wake Forest
	Greenville, SC	W	5-4	North Carolina		Saint Petersburg, FL	L	1-4	Florida State
	Greenville, SC	W	9-2	N.C. State	2003	Salem, VA	L	2-10	North Carolina
	Greenville, SC	W	12-4	North Carolina		Salem, VA	L	4-7	Duke
1990	Greenville, SC	W	13-3	Duke	2004	Salem, VA	W	7-6	North Carolina
	Greenville, SC	W	7-3	Virginia		Salem, VA	L ⁽¹³⁾	7-11	Georgia Tech
	Greenville, SC	L	1-3	North Carolina		Salem, VA	W	12-1	N.C. State
	Greenville, SC	L	5-6	N.C. State		Salem, VA	L	5-6	North Carolina
1991	Greenville, SC	W	13-1	Maryland	2005	Jacksonville, FL	L	1-8	Virginia
	Greenville, SC	W	7-2	Wake Forest		Jacksonville, FL	W	9-1	Miami (FL)
	Greenville, SC	W	6-5	Georgia Tech		Jacksonville, FL	W	5-4	N.C. State
	Greenville, SC	W ⁽¹¹⁾	7-4	Virginia		Jacksonville, FL	L	4-5	Virginia
	Greenville, SC	W	24-8	Georgia Tech					
1992	Greenville, SC	W ⁽¹⁰⁾	3-2	Virginia					
	Greenville, SC	W	5-2	Florida State					
	Greenville, SC	L	1-11	N.C. State					
	Greenville, SC	W	5-4	Georgia Tech					
	Greenville, SC	W	11-0	Florida State					
	Greenville, SC	L	3-7	N.C. State					
1993	Greenville, SC	W	4-2	Duke					
	Greenville, SC	W	6-1	Florida State					
	Greenville, SC	W	9-8	Georgia Tech					
	Greenville, SC	W	7-4	North Carolina					
	Greenville, SC	L	5-7	Florida State					
	Greenville, SC	W	11-7	N.C. State					
1994	Greenville, SC	W	7-1	Maryland					
	Greenville, SC	W	17-5	N.C. State					
	Greenville, SC	W	9-6	Georgia Tech					
	Greenville, SC	L	4-10	Florida State					
	Greenville, SC	W	4-1	Florida State					
1995	Greenville, SC	W	10-0	Maryland					
	Greenville, SC	W	6-4	North Carolina					
	Greenville, SC	W	11-0	Florida State					
	Greenville, SC	W	16-7	N.C. State					
	Greenville, SC	L	2-12	Florida State					
	Greenville, SC	L	2-8	Florida State					
1996	Chapel Hill, NC	W	6-1	Duke					
	Chapel Hill, NC	W	6-1	Georgia Tech					
	Durham, NC	L	2-4	Virginia					
	Durham, NC	L	1-2	Florida State					
1997	Saint Petersburg, FL	W	8-6	Wake Forest					
	Saint Petersburg, FL	W	7-4	Georgia Tech					
	Saint Petersburg, FL	L	4-8	Florida State					

Note: Championship-clinching wins in **bold**.



Shane Monahan went 3-for-4 with a home run in Clemson's 4-1 win over Florida State in the 1994 ACC Tournament title game.

Note: Championship-clinching wins in **bold**.



Shane Monahan went 3-for-4 with a home run in Clemson's 4-1 win over Florida State in the 1994 ACC Tournament title game.

ACC Tournament Records

Team Batting

At-Bats

Game: 51 vs. Wake Forest, May 14, 1986
Tourney: 217 1993

Runs Scored

Game: 24 vs. Georgia Tech, May 14, 1991
Tourney: 57 1991

Hits

Game: 22 vs. Georgia Tech, May 14, 1991
Tourney: 71 1991
 71 1993

Batting Average

Game: .458 vs. Georgia Tech (22-for-48), May 14, 1991
Tourney: .367 1991

RBIs

Game: 22 vs. Georgia Tech, May 14, 1991
Tourney: 52 1991

Doubles

Game: 8 vs. N.C. State, May 28, 2004
Tourney: 18 1999

Triples

Game: 2 vs. Wake Forest, April 23, 1977
 2 vs. N.C. State, April 21, 1983
 2 vs. Georgia Tech, May 19, 1985
 2 vs. Georgia Tech, May 14, 1991
Tourney: 4 1980
 4 1985
 4 1993

Home Runs

Game: 4 vs. Georgia Tech, May 14, 1991
Tourney: 12 1991

Walks

Game: 11 vs. N.C. State, April 22, 1977
 11 vs. N.C. State, May 19, 1994
Tourney: 31 1995

Stolen Bases

Game: 7 vs. Maryland, May 16, 1986
Tourney: 14 1986

Team Pitching

Innings Pitched

Game: 14.0 vs. Wake Forest, May 14, 1986
Tourney: 56.0 1981

ERA

Tourney: 1.00 1976

Strikeouts

Game: 15 vs. N.C. State, May 19, 1993
Tourney: 48 1992

Individual Batting

Games Played

Tourney: 6 by many
Career: 20 Bert Heffernan (1985-88)

At-Bats

Game: 7 Chuck Baldwin vs. Wake Forest, May 14, 1986
 7 Jim Crowley vs. Georgia Tech, May 14, 1991
 7 Lou Santangelo vs. Georgia Tech, May 27, 2004
Tourney: 27 Shane Monahan, 1995
Career: 82 Bert Heffernan (1985-88)



Michael Johnson hit .600 (12-for-20) in the 2002 ACC Tourney at Saint Petersburg, FL.

Runs Scored

Game: 4 Ricky Hester vs. Virginia, April 20, 1983
 4 Rusty Charpia vs. N.C. State, May 16, 1989
 4 Brian Kowitz vs. Duke, May 12, 1990
 4 Jim Crowley vs. Georgia Tech, May 14, 1991
 4 Andy Monin vs. N.C. State, May 19, 1994
Tourney: 11 Michael Spiers, 1991
Career: 19 Khalil Greene (1999-02)

Hits

Game: 5 Dave Lemaster vs. Virginia, April 20, 1983
 5 Khalil Greene vs. Virginia, May 20, 2000
Tourney: 13 Bert Heffernan, 1985
Career: 29 Bert Heffernan (1985-88)

Batting Average

Tourney: .600 Michael Johnson (12-for-20 in 2002) (min. 15 at-bats)
Career: .418 Khalil Greene (1999-02) (28-for-67 from 1999-02) (min. 50 at-bats)

RBIs

Game: 5 Billy McMillon vs. Georgia Tech, May 14, 1991
 5 Jeff Baker vs. Virginia, May 20, 2000
Tourney: 10 Keith Williams, 1993
 10 David Miller, 1995
Career: 20 David Miller (1993-95)

Doubles

Game: 3 Pat Fitzsimmons vs. Wake Forest, April 26, 1975
Tourney: 4 Steve Tucker, 1974
 4 Billy McMillon, 1991
 4 Patrick Boyd, 1999
 4 Khalil Greene, 1999
 4 Jason Harris, 1999
 4 Tony Sipp, 2004
Career: 10 Khalil Greene (1999-02)

Triples

Game: 2 Steve Williams vs. Georgia Tech, May 14, 1991
Tourney: 3 Billy Weems, 1980
Career: 4 Billy Weems (1977-80)

Home Runs

Game: 2 Smiley Sanders vs. Virginia, April 27, 1974
 2 Steve Baucum vs. Georgia Tech, May 15, 1988
 2 Bill Spiers vs. Maryland, May 16, 1986
 2 Eric Macrina vs. Georgia Tech, May 14, 1991
 2 Gary Burnham vs. N.C. State, May 17, 1997

Tourney: 2 Jeff Baker vs. Virginia, May 20, 2000
Career: 4 Smiley Sanders, 1974
 6 Eric Macrina (1988-91)

Walks

Game: 4 Joe Taylor vs. Georgia Tech, May 12, 1992
 4 Tony Sipp vs. Georgia Tech, May 27, 2004
Tourney: 9 Doug Livingston, 1995
Career: 11 Neil Simons (1977-80)

Stolen Bases

Game: 3 Scott Dillon vs. Maryland, May 16, 1986
Tourney: 5 Bill Spiers, 1986
Career: 9 Bill Spiers (1985-87)

Individual Pitching

Appearances

Tourney: 4 Andy Taulbee, 1993
Career: 7 Andy Taulbee (1992-94)

Starts

Tourney: 2 by many
Career: 6 Brian Barnes (1986-89)

Relief Appearances

Tourney: 4 Andy Taulbee, 1993
Career: 7 Eric Bradford (1990-92)

Innings Pitched

Game: 9.0 by many
Tourney: 16.0 Paxton Briley, 1992
Career: 36.0 Brian Barnes (1986-89)

Wins

Tourney: 2 Brian Barnes, 1989
 2 Jason Angel, 1991
 2 Aaron Jersild, 1992
Career: 4 Brian Barnes (1986-89)

Complete Games

Tourney: 1 by many
Career: 2 Chuck Porter (1974-76)
 2 Ron Musselman (1976-77)
 2 Ryan Mottl (1997-00)

ERA

Tourney: 0.00 by many (min. 5.0 IP)
Career: 0.50 Ron Musselman (18.0 IP in 1976,77) (min. 15.0 IP)

Strikeouts

Game: 14 Ron Musselman vs. N.C. State, April 22, 1977
Tourney: 22 Brian Barnes, 1989
Career: 37 Brian Barnes (1986-89)

Saves

Tourney: 2 Andy Taulbee, 1993
Career: 2 Chris Heck, 1999
 3 Scott Winchester (1993-95)

Other Noteworthy Accomplishments

Most Wins in a Single Tournament

Tourney: 5 1981
 5 1989
 5 1991
 5 1993

Complete Game Shutouts in the Tournament

- Ron Musselman vs. Wake Forest, April 23, 1976 (2-0)
- Mike Sullivan vs. Duke, April 23, 1978 (13-0)
- Alan Botkin vs. N.C. State, May 15, 1987 (8-0)
- Jason Dawsey vs. Maryland, May 17, 1995 (10-0)



NCAA Tournament History

Year	Site	W-L	Score	Opponent
1947	Charlotte, NC	L	2-8	Alabama
	Charlotte, NC	W	8-3	Auburn
	Charlotte, NC	W	1-0	Alabama
	Charlotte, NC	W	4-1	Alabama
	New Haven, CT	L	3-7	Yale
1950	Kannapolis, NC	L	1-6	Alabama
	Kannapolis, NC	L	2-4	Kentucky
1954	^Clemson, SC	L	10-11	Virginia Tech
	^Blacksburg, VA	L	1-7	Virginia Tech
1958	Gastonia, NC	L	6-8	Florida
	Gastonia, NC	W	4-2	George Washington
	Gastonia, NC	W ⁽¹⁰⁾	8-5	Florida State
	Gastonia, NC	W	15-14	Florida
	Gastonia, NC	W	3-1	Florida
	* Omaha, NE	W	3-1	Arizona
	* Omaha, NE	L	4-17	Holy Cross
	* Omaha, NE	L	3-5	Western Michigan
1959	Gastonia, NC	W	9-6	Georgia Tech
	Gastonia, NC	W	24-2	Florida State
	Gastonia, NC	W	5-0	Florida State
	* Omaha, NE	L ⁽¹²⁾	2-3	Arizona
	* Omaha, NE	W	7-1	Colorado State
	* Omaha, NE	L	0-7	Penn State
1967	Gastonia, NC	L	3-5	Florida State
	Gastonia, NC	W	5-0	West Virginia
	Gastonia, NC	W	6-4	Florida State
	Gastonia, NC	W	3-2	Auburn
	Gastonia, NC	L ⁽¹³⁾	5-6	Auburn
1975	Ypsilanti, MI	L	3-5	Eastern Michigan
	Ypsilanti, MI	L	4-5	Penn State
1976	Columbia, SC	W	13-2	Furman
	Columbia, SC	W	10-4	South Carolina
	Columbia, SC	W	6-2	Furman
	* Omaha, NE	W	9-4	Auburn
	* Omaha, NE	L ⁽¹⁰⁾	2-3	Eastern Michigan
	* Omaha, NE	L	6-10	Arizona
1977	Miami, FL	W	8-7	Mississippi
	Miami, FL	W	7-2	Miami (FL)
	Miami, FL	L	3-10	Miami (FL)
	Miami, FL	W	10-9	Miami (FL)
	* Omaha, NE	L	7-10	Arizona State
	* Omaha, NE	W	13-4	Temple
	* Omaha, NE	L	0-1	UCLA
1978	Miami, FL	W	8-5	Miami (FL)
	Miami, FL	L	3-9	Marshall
	Miami, FL	L	5-7	Miami (FL)
1979	Miami, FL	W	8-4	Georgia Southern
	Miami, FL	L	1-2	Miami (FL)
	Miami, FL	W	2-0	Georgia Southern
	Miami, FL	L	1-4	Miami (FL)
1980	Clemson, SC	W	22-4	East Tennessee State
	Clemson, SC	W	6-2	South Carolina
	Clemson, SC	W	17-12	South Carolina
	* Omaha, NE	L	5-13	Miami (FL)
	* Omaha, NE	L	4-6	California
1981	Clemson, SC	L	2-7	Wichita State
	Clemson, SC	L	1-2	East Tennessee State
1987	Huntsville, AL	W	8-0	West Virginia
	Huntsville, AL	W	6-3	Seton Hall
	Huntsville, AL	L	5-6	Arkansas
	Huntsville, AL	W	6-3	Auburn
	Huntsville, AL	L	2-4	Arkansas
1988	New Britain, CT	W ⁽¹⁹⁾	3-2	Fordham

	New Britain, CT	L	1-6	Rutgers
	New Britain, CT	W	11-1	Saint John's
	New Britain, CT	L	7-8	Kentucky
1989	Tallahassee, FL	W	6-2	Stetson
	Tallahassee, FL	L	7-14	Auburn
	Tallahassee, FL	W	13-5	Stetson
	Tallahassee, FL	W	11-1	Auburn
	Tallahassee, FL	L	1-8	Florida State
1990	Austin, TX	L	6-9	Creighton
	Austin, TX	W	8-5	Texas-Arlington
	Austin, TX	L	3-4	Creighton
1991	Orono, ME	W	13-5	Princeton
	Orono, ME	W	8-3	Villanova
	Orono, ME	W	10-9	Mississippi State
	Orono, ME	W	13-5	Maine
	* Omaha, NE	L	4-8	Creighton
	* Omaha, NE	L	11-12	Long Beach State
1992	Starkville, MS	W	8-4	Yale
	Starkville, MS	L	5-6	UCLA
	Starkville, MS	L	6-7	Oklahoma
1993	Knoxville, TN	W	7-3	Rutgers
	Knoxville, TN	W	10-3	Fresno State
	Knoxville, TN	L	4-11	Fresno State
	Knoxville, TN	L	1-9	Kansas
1994	Clemson, SC	W	5-1	The Citadel
	Clemson, SC	L	1-8	Notre Dame
	Clemson, SC	W	6-1	Old Dominion
	Clemson, SC	L	5-11	Auburn
1995	Clemson, SC	W	8-4	Navy
	Clemson, SC	W	11-5	Jacksonville
	Clemson, SC	W	9-5	Winthrop
	Clemson, SC	W	7-4	Alabama
	* Omaha, NE	L	1-3	Tennessee
	* Omaha, NE	L	3-8	Stanford
1996	Clemson, SC	W	9-1	Charleston Southern
	Clemson, SC	W	5-1	Old Dominion
	Clemson, SC	W	6-3	West Virginia
	Clemson, SC	W	12-5	Tennessee
	* Omaha, NE	L	3-7	Miami (FL)
	* Omaha, NE	W ⁽¹⁰⁾	8-5	Oklahoma State
	* Omaha, NE	W	14-13	Alabama
	* Omaha, NE	L	5-14	Miami (FL)
1997	Lubbock, TX	W	13-9	Nevada
	Lubbock, TX	L	6-10	Rice
	Lubbock, TX	L	7-12	Texas State
1998	Clemson, SC	W	12-3	The Citadel
	Clemson, SC	L ⁽¹⁶⁾	1-2	South Alabama
	Clemson, SC	L	5-8	Southern California
1999	Fayetteville, AR	L	5-23	Missouri State
	Fayetteville, AR	W	17-3	Delaware
	Fayetteville, AR	W	12-4	Arkansas
	Fayetteville, AR	W	8-7	Missouri State
	Fayetteville, AR	W	7-5	Missouri State
	College Station, TX	L	3-20	Texas A&M
	College Station, TX	W	10-3	Texas A&M
	College Station, TX	L	4-5	Texas A&M
2000	Clemson, SC	W	4-0	Middle Tennessee
	Clemson, SC	W	9-3	Illinois
	Clemson, SC	W	21-3	Middle Tennessee
	Clemson, SC	W	11-4	Mississippi State
	Clemson, SC	W	9-4	Mississippi State
	* Omaha, NE	W	10-6	San Jose State
	* Omaha, NE	L	4-10	Stanford
	* Omaha, NE	L	4-5	Louisiana-Lafayette
2001	Clemson, SC	W	4-1	William & Mary
	Clemson, SC	W	24-4	Seton Hall
	Clemson, SC	W	8-2	Seton Hall
	Coral Gables, FL	L	8-10	Miami (FL)
	Coral Gables, FL	L	6-14	Miami (FL)
2002	Clemson, SC	W	15-1	Georgia Southern
	Clemson, SC	W	4-2	East Carolina
	Clemson, SC	W	21-1	East Carolina
	Clemson, SC	L	6-9	Arkansas
	Clemson, SC	W	8-7	Arkansas
	Clemson, SC	W	7-4	Arkansas
	* Omaha, NE	W	11-10	Nebraska
	* Omaha, NE	W	9-7	Georgia Tech
	* Omaha, NE	L	4-12	South Carolina
	* Omaha, NE	L	2-10	South Carolina
2003	Auburn, AL	L	8-10	Ohio State

NCAA Tournament Records

Most NCAA Tournament Appearances

Rk	Team	App.
1.	Texas	49
2.	Florida State	43
3.	Southern California	36
4.	Miami (FL)	34
5.	Oklahoma State	33
6.	Clemson	31
7.	Arizona State	29
	Saint John's	29
9.	Arizona	28
	Oklahoma	28
11.	Cal. State-Fullerton	27
	Fresno State	27
	Minnesota	27
14.	Mississippi State	26
	Stanford	26

Consecutive NCAA Tournament Appearances

Rk	Team	App.	Years
1.	Miami (FL)	33	1973-05
2.	Florida State	28	1978-05
3.	Clemson	19	1987-05
	Oklahoma State	19	1981-99
5.	Texas	18	1979-96
6.	Louisiana State	17	1989-05
7.	Northern Colorado	15	1952-66
8.	Cal. State-Fullerton	14	1992-05
	Georgia Tech	14	1985-98
	Wichita State	14	1987-00
11.	Stanford	12	1994-05
	Texas	12	1965-76
13.	Rice	11	1995-05
14.	Arizona	10	1954-63
	Cal. State-Fullerton	10	1975-84
	Fresno State	10	1988-97
	Southern California	10	1993-02

Note: **Bold** denotes active streak.

Most College World Series Appearances

Rk	Team	App.
1.	Texas	32
2.	Miami (FL)	21
	Southern California	21
4.	Arizona State	19
	Oklahoma State	19
6.	Florida State	18
7.	Arizona	15
	Stanford	15
9.	Cal. State-Fullerton	13
	Louisiana State	13
11.	Clemson	10
	Northern Colorado	10
13.	Oklahoma	9
14.	South Carolina	8
15.	Maine	7
	Michigan	7
	Mississippi State	7
	Wichita State	7



Bailey Hendley (left) singled home Larry Wilson (right) in the bottom of the ninth in Clemson's 15-14 win over Florida in 1958.

	Auburn, AL	W ⁽¹⁰⁾	7-6	Princeton
	Auburn, AL	L	0-15	Auburn
2004	Athens, GA	W	10-6	Birmingham-Southern
	Athens, GA	L	3-6	Georgia
	Athens, GA	W	5-4	Birmingham-Southern
	Athens, GA	W	10-9	Georgia
	Athens, GA	L ⁽¹⁰⁾	6-7	Georgia
2005	Clemson, SC	W	12-2	North Carolina A&T
	Clemson, SC	W	6-0	College of Charleston
	Clemson, SC	W	8-3	Oral Roberts
	Waco, TX	W	4-2	Baylor
	Waco, TX	L	1-7	Baylor
	Waco, TX	L	1-6	Baylor
Totals			88-66 (.571)	31 Tournaments

* - College World Series; ^ - play-in game (not counted as NCAA game); Note: Championship-clinching wins in **bold**.

NCAA Tournament Records

Team Batting

At-Bats

Game: 73 vs. Fordham, May 26, 1988 (19 innings)
Tourney: 369 2002

Runs Scored

Inning: 12 vs. East Carolina, June 2, 2002 (6th inning)
Game: 24 vs. Florida State, June 5, 1959
 24 vs. Seton Hall, May 26, 2001
Tourney: 87 2002

Hits

Game: 24 vs. Middle Tennessee, May 28, 2000
Tourney: 118 2002

Batting Average

Game: .479 vs. Florida State, June 5, 1959 (23-for-48)
Tourney: .364 1991

RBIs

Game: 22 vs. Florida State, June 5, 1959
 22 vs. Seton Hall, May 26, 2001
Tourney: 81 2002

Doubles

Game: 6 vs. Princeton, May 23, 1991
 6 vs. Maine, May 26, 1991
 6 vs. Seton Hall, May 26, 2001
 6 vs. Birmingham-Southern, June 5, 2004
Tourney: 26 2002

Triples

Game: 3 vs. Miami (FL), May 21, 1977
Tourney: 6 1977

Home Runs

Game: 6 vs. Georgia Southern, May 31, 2002
Tourney: 22 2002

Walks

Game: 12 vs. Florida State, June 5, 1959
 12 vs. Nebraska, June 14, 2002
Tourney: 53 2002

Stolen Bases

Game: 10 vs. Saint John's, May 29, 1988
Tourney: 16 2000

Team Pitching

Innings Pitched

Game: 19.0 vs. Fordham, May 26, 1998
Tourney: 89.0 2002

ERA

Tourney: 3.23 2005

Strikeouts

Game: 19 vs. Miami (FL), May 31, 1996
Tourney: 90 1996

Individual Batting

Games Played

Tourney: 10 by many
Career: 31 Khalil Greene (1999-02)

Matt Henrie won a Clemson record-tying three games during the 2002 NCAA Tournament when the Tigers ended with a third-place finish in the College World Series.

At-Bats

Game: 9 Bert Heffernan vs. Fordham, May 26, 1988 (19 innings)
Tourney: 43 Jeff Baker (10 games in 2002)
 43 Khalil Greene (10 games in 2002)
Career: 127 Khalil Greene (1999-02)

Runs Scored

Game: 5 Neil Simons vs. East Tennessee State, May 22, 1980
Tourney: 14 Khalil Greene (10 games in 2002)
Career: 33 Khalil Greene (1999-02)

Hits

Game: 5 Doug Kingsmore vs. Virginia Tech, May 22, 1954
 5 Ty Cline vs. Florida State, June 5, 1959
 5 Khalil Greene vs. Georgia Southern, May 31, 2002
Tourney: 19 Khalil Greene (10 games in 2002)
Career: 49 Khalil Greene (1999-02)

Batting Average

Tourney: .588 Jarrod Schmidt (10-for-17 in 2001) (min. 15 at-bats)
Career: .442 Fred DeBerry (1957-59) (23-for-52 in 1958,59) (min. 50 at-bats)

RBIs

Game: 6 Joe DeBerry vs. Mississippi State, May 25, 1991
 6 Kurt Bultmann vs. Nevada, May 22, 1997
 6 Michael Johnson vs. Seton Hall, May 26, 2001
Tourney: 16 Khalil Greene (10 games in 2002)
Career: 34 Khalil Greene (1999-02)

Doubles

Game: 3 Dave Caldwell vs. Arizona State, June 10, 1977
 3 Khalil Greene vs. Arkansas, May 29, 1999
Tourney: 8 Khalil Greene (10 games in 2002)
Career: 22 Khalil Greene (1999-02)

Triples

Game: 2 Neil Simons vs. Miami (FL), May 21, 1977
 2 Will Duffie vs. Alabama, May 28, 1995
Tourney: 3 Neil Simons (6 games in 1977)
Career: 5 Neil Simons (1977-80)

Home Runs

Game: 2 by many
Tourney: 6 Zane Green (10 games in 2002)
Career: 9 Michael Johnson (2000-02)

Walks

Game: 4 Dick Suggs vs. Florida State, June 5, 1959
 4 Billy Wingo vs. Temple, June 11, 1977
 4 Frank Russ vs. South Carolina, May 25, 1980



4 Brad McCann vs. Birmingham-Southern, June 4, 2004
Tourney: 10 Henri Stanley (8 games in 1999)
Career: 21 Khalil Greene (1999-02)

Stolen Bases

Game: 3 Henry Threadgill vs. Saint John's, May 29, 1988
 3 Kevin Northrup vs. Villanova, May 24, 1991
 3 Shane Monahan vs. The Citadel, May 26, 1994
Tourney: 7 Kevin Northrup (6 games in 1991)
Career: 9 Shane Monahan (1993-95)

Individual Pitching

Appearances

Tourney: 6 Harold Stowe, 1958
Career: 12 Steve Reba (1999-02)

Starts

Tourney: 4 Harold Stowe, 1958
Career: 7 Ryan Mottl (1997-00)
 7 Steve Reba (1999-02)

Relief Appearances

Tourney: 5 Patrick Hogan, 2002
 5 B.J. LaMura, 2002
Career: 9 Patrick Hogan (2001-04)

Innings Pitched

Game: 12.0 Harold Stowe vs. Arizona, June 13, 1959
Tourney: 35.0 Harold Stowe (6 appearances in 1958)
Career: 58.1 Harold Stowe (1957-59)

Wins

Tourney: 3 Harold Stowe, 1958
 3 Matt Henrie, 2002
Career: 5 Harold Stowe (1957-59)

Complete Games

Tourney: 2 Joe Landrum, 1947
 2 Harold Stowe, 1958
 2 Harold Stowe, 1959
 2 Chuck Porter, 1976
 2 Brian Barnes, 1987
Career: 4 Harold Stowe (1957-59)

ERA

Tourney: 0.93 Ken Vining (9.2 IP in 1995) (min. 5.0 IP)
Career: 2.26 Jimmy Key (16.1 IP from 1980-82) (min. 15.0 IP)

Strikeouts

Game: 17 Harold Stowe vs. Florida, June 9, 1958
Tourney: 45 Harold Stowe, 1958
Career: 77 Harold Stowe (1957-59)

Saves

Tourney: 2 Dave Woessner, 1977
Career: 2 Dave Woessner (1977-79)
 2 David Tripp (1988-90)
 2 Jeff Sauve (1992-95)

Other Noteworthy Accomplishments

Most Wins in a Single Tournament

Tourney: 7 2002

Complete Game Shutouts in the Tournament

- Joe Hazle vs. Alabama, June 13, 1947 (1-0)
- Harold Stowe vs. Florida State, June 6, 1959 (5-0)
- Laval Johnson vs. West Virginia, June 3, 1967 (5-0)
- Mike Brown vs. Georgia Southern, May 20, 1979 (2-0)
- Brian Barnes vs. West Virginia, May 21, 1987 (8-0)
- Ryan Mottl vs. Middle Tennessee, May 26, 2000 (4-0)
- Josh Cribb vs. College of Charleston, June 4, 2005 (6-0)



Tiger Timeline

April 24, 1896 - Clemson played its first baseball game, a 20-13 loss to Furman. The home games were played at Bowman Field in front of Tillman Hall. The Tigers' first head coach was **R.T.V. Bowman**.

May 12, 1899 - Clemson played South Carolina for the first time. The Tigers won 21-8 in eight innings in Columbia. The Gamecocks are the Tigers' most common opponent to date (271 meetings, Clemson leads 159-110-2 (.590)).

1900 - Legendary football coach **John Heisman**, who coached Clemson's gridgers for four seasons, was named the Tigers' baseball coach. **Heisman** compiled a 28-6-1 (.814) record in three seasons (1901-03), which still stands today as the best winning percentage in Tiger history, slightly ahead of another legendary football coach, **Frank Howard**.

1904 - **Vet Sitton** played in his first season at Clemson. The Pendleton, SC native, a 5-11, 170-pound righthander, played one season for the Indians in 1909, where he was 3-2 with a 2.88 ERA in 50.0 innings pitched. **Sitton** later was the Tigers' head coach from 1915-16 and compiled a 26-18-1 (.589) record.

April 12, 1913 - **Doc Ezell** pitched Clemson's first no-hitter in a 5-0 victory over Erskine.

March 27, 1916 - Clemson defeated West Virginia Wesleyan 4-2 in the first game played at Riggs Baseball Field. Clemson played on this field until the 1970 season.

April 29, 1916 - **Elmer Long** pitched a no-hitter in a 2-0 win over Virginia Military.

1921 - Clemson joined the Southern Conference and was a charter member.

1922 - **Flint Rhem**, one of the Tigers' greatest players of the 20th century, played in his first season at Clemson. He played in the 1922-24 seasons and later went on to play 12 Major League seasons with the Saint Louis Cardinals, Philadelphia Phillies, and Boston Braves. He had a 105-97 career record with a 4.20 ERA and over 1,500 strikeouts. He was 20-7 with a 3.21 ERA with the Cardinals in 1926 in his best season. He once pitched a no-hitter (in 1924, one year before his rookie season in the Majors) while playing for the Fort Smith (AR) minor league team. He struck out 16 batters in the game and made it in "Ripley's Believe It or Not" by not allowing a ball to be hit out of the infield.



Flint Rhem played 12 Major League seasons after his three-year career as a Tiger from 1922-24. Rhem had over 1,500 strikeouts with the Cardinals, Phillies, and Braves.

April 17, 1924 - **Lefty Smith** pitched a no-hitter in a 6-0 win over South Carolina.

1931 - Clemson's season was cut short due to an outbreak of meningitis on campus in April. Clemson finished 6-2.

1932 - Legendary football coach **Jess Neely**, who coached the Tiger gridgers for nine seasons (1931-39), coached in his first season as Clemson's baseball coach. He compiled a 68-67-2 (.504) record in seven seasons (1932-38).

1941 - **Dude Buchanan** set the school record for batting average in a single season with a .485 mark (33-for-68).

1943 - **Frank Howard**, Clemson's career leader in football wins (165), coached the baseball team for one season, compiling a 12-3 record. His career record is still the second-best of any coach in Tiger history. There have only been five different baseball head coaches since his brief stint.

March 29, 1946 - **Joe Landrum** pitched a no-hitter in a 6-0 win over Erskine.

June 12-20, 1947 - Clemson participated in the NCAA Tournament for the first time. The Tigers advanced to the NCAA Eastern Finals and lost to eventual finalist Yale (and first-baseman George Bush) on June 20 at New Haven, CT.

1947 - **Joe Landrum** was Clemson's first baseball All-American. He earned first-team honors from **ABCA** after posting a 12-2 record and 2.23 ERA. **Landrum** went on to pitch with the Brooklyn Dodgers. Clemson won the Southern Conference title with a 13-2 record.

May 5, 1950 - **Fred Knoebel** hit for the cycle (the first by a Tiger) at South Carolina. He walked in the first, tripled in second, singled in the fourth, and hit a home run in the fifth. **Knoebel** also doubled in the seventh and was hit by a pitch in the eighth. Clemson won the game 14-5.

June 8, 1950 - Clemson played in the NCAA Tournament. The Tigers lost to Alabama and Kentucky at Kannapolis, NC.

April 4, 1952 - **Billy O'Dell** struck out a Clemson-record 21 batters in a 5-2 win over South Carolina at Orangeburg, SC.

May 8, 1953 - **Billy O'Dell** pitched a no-hitter in a 2-0 win over South Carolina. That same day, Clemson officially joined the newly-formed Atlantic Coast Conference.

May 22-24, 1954 - Clemson participated in the NCAA Playoffs in a home-and-home series with Virginia Tech, but lost to the Hokies twice in as many games. Clemson lost the first game 11-10 on May 22. It marked the first NCAA Tournament event in any sport played at Clemson in history. The Tigers lost to Virginia Tech 7-1 two days later in Blacksburg.

1954 - Clemson won the ACC title with an 8-4 ACC regular-season record in the conference's inaugural season.

Fall, 1957 - From the advice of North Carolina Head Coach Walter Rabb, **Frank Howard** hired a 27-year old assistant from China Grove, NC named **Bill Wilhelm**.

March 24, 1958 - **Bill Wilhelm** coached his first game and defeated Michigan State 7-5 in seven innings at Clemson.

May 19, 1958 - Clemson defeated North Carolina 4-1 at Gastonia, NC in a playoff game to determine the ACC Championship. Both teams had 11-3 records after the regular season, forcing the one-game playoff.

June 5-9, 1958 - The Tigers won the NCAA District III Playoffs to advance to the College World Series. The Tigers lost their opening game of the NCAA Tournament to Florida 8-6. Therefore, the Tigers had to win five games in a row to advance to the College World Series in Omaha, NE, a destination never made before by Clemson at the time. So Clemson promptly defeated George Washington and Florida



Even though Frank Howard is best known for his coaching on the gridiron, his 80.0-percent winning mark is second best among Clemson's baseball head coaches behind only John Heisman's 81.4-percent mark.

State to stay alive. The only problem was that Clemson had to defeat Florida twice on June 9 to advance. In the first game, the Tigers won a thriller 15-14 when first-year second baseman **Bailey Hendley** singled home **Larry Wilson** in the bottom of the ninth. Later in the day, Clemson won 3-1 to advance to the College World Series. **Harold Stowe**, who went on to pitch with the Yankees, pitched a four-hitter to earn his 13th victory of the season. The two wins in one day still stands today as the only time that Clemson won twice in one day to advance to the College World Series.

June 14-16, 1958 - Clemson participated in the College World Series for the first time ever. Clemson defeated Arizona 4-1 on June 14, but lost to Holy Cross 17-4 on June 15 and Western Michigan 5-3 on June 16.

1958 - **Harold Stowe** led the nation in appearances (21), innings pitched (127.0), strikeouts (126), and wins (14).

May 16, 18, 1959 - After the 1959 regular season, Clemson, Wake Forest, and North Carolina were tied for first place, forcing a playoff among the three. Clemson beat Wake Forest 4-2 at Thomasville, NC on May 16 and downed North Carolina 9-7 in Gastonia, NC to claim the ACC crown.

June 4-6, 1959 - Clemson raced through the NCAA District III Playoffs at Gastonia, NC, downing Georgia Tech 9-6 and Florida State twice, 24-2 and 5-0, to advance to Omaha.

June 13-15, 1959 - The Tigers lost to Arizona 3-2 on June 13 in 12 innings in their first game in Omaha. They bounced back and defeated Colorado State 7-1 the next day, but were eliminated by Penn State 7-0 on June 15.

1959 - Clemson was ranked #7 in the final **Collegiate Baseball** poll.

May 8, 1962 - Clemson hit an ACC-record five homers in one inning (sixth) against South Carolina in a 27-17 win. Clemson also hit a Tiger-record eight homers in the game.


1962 - Clemson led the nation in homers per game (1.6).

April 10, 1965 - May 17, 1966 - **Rusty Adkins** had a 41-game hitting streak. **Adkins** hit .438 during the streak that still stands as the longest in ACC history.

1966 - Clemson led the nation in home runs per game (1.28), runs per game (9.1), and slugging percentage (.502).

May 6, 1967 - **Nelson Gibson** and **Charlie Watson** combined to pitch a no-hitter in a 3-0 win over Georgia Tech.

Tiger Timeline



Lefthander John Curtis became the program's first first-round draft pick when he was taken #10 overall in the secondary phase by the Boston Red Sox in 1968.

June 2-5, 1967 - Clemson participated in the NCAA District III Playoffs in Gastonia, NC. After losing the first contest against Florida State, Clemson rebounded with three straight victories. But Auburn ended Clemson's season by defeating the Tigers 6-5 in the championship game in 13 innings.

1967 - The Tigers won the ACC title (11-2). Clemson was ranked #7 in the final **Collegiate Baseball** poll.

June 6, 1968 - Lefthander **John Curtis** became Clemson's first first-round Major League Draft selection. **Curtis** was the 10th pick overall in the secondary phase by the Red Sox.

March 7, 1970 - Clemson played its first two games at Doug Kingsmore Stadium. The Tigers defeated Louisville 10-0 and 8-1 in two seven-inning games. The field featured a "Crosley-like" terrace around the outfield fence that gave the field a more closed-in perspective and reduced maintenance for drainage purposes.

1970 - Clemson was ranked #18 in the final **Collegiate Baseball** poll.

April 17, 1971 - **Dave Van Volkenburg** pitched a no-hitter in an 11-0 win over Florida State in a seven-inning game.

1971 - Clemson was ranked #22 in the final **Collegiate Baseball** poll.

March 6, 1973 - **Lindsay Graham** pitched a no-hitter in a 3-0 win over Maryland in an eight-inning game.

1973 - Clemson won the ACC regular-season title with a 10-2 record.

April 19, 1974 - **Chuck Porter** pitched a Clemson and ACC-record 16.0 innings in earning the victory over Virginia 3-2 in the first game of a doubleheader at Clemson.

1974 - Clemson won the ACC regular-season title with a 10-1 record.

April 22, 1975 - **Steve Tucker** hit for the cycle at Georgia Tech. He doubled in the first, tripled in the fourth, homered in the sixth, and singled in both the seventh and ninth innings. Clemson won the game 18-3.

May 23,24, 1975 - Clemson participated in the NCAA Mid-east Regional in Ypsilanti, MI. Eastern Michigan and Penn State defeated the Tigers 5-3 and 5-4, respectively.

1975 - **Denny Walling** led the nation with 1.58 RBIs per game. Clemson tied for the ACC regular-season title with a 10-2 record and was ranked #25 in the final **Collegiate Baseball** poll.

March 28, 1976 - Clemson defeated North Carolina-Wilmington 10-2 at Doug Kingsmore Stadium for the 1,000th victory in school history.

April 17, 1976 - **Ron Musselman** pitched a no-hitter in a 9-0 win over Virginia. Clemson was ranked #5 in the final **Collegiate Baseball** poll.

April 23-25, 1976 - Clemson won its first ACC Tournament Championship, as the Tigers defeated Wake Forest 2-0, and Maryland in two games (2-1, 3-2) at Clemson.

May 21-24, 1976 - The Tigers won the NCAA Atlantic Regional in Columbia, SC by downing Furman 13-2 in game one, defeating South Carolina 10-4 in the second game, and beating Furman 6-2 to advance to Omaha.

June 11-14, 1976 - Clemson participated in the College World Series. The Tigers defeated Auburn 9-4 on June 11 and lost to Eastern Michigan 3-2 in 10 innings on June 13. Arizona eliminated the Tigers 10-6 on June 14.

1976 - Clemson won the ACC regular-season title with a 10-2 record.

February 26 - March 27, 1977 - Clemson opened the season with a 26-game winning streak, the longest streak in school history.

March 17, 1977 - **Brian Snyder** pitched a no-hitter in an 8-0 win over North Carolina-Wilmington.

May 20-22, 1977 - Clemson defeated Mississippi and won two of three games from the host, Miami (FL), in winning the NCAA South Regional to advance to the College World Series.

June 10-14, 1977 - In the College World Series, Clemson lost to Arizona State 10-7 on June 10, but beat Temple 13-4 the next day. However, UCLA eliminated Clemson 1-0 on June 14.

1977 - Clemson captured the ACC regular-season title with a 9-1 record. Clemson was ranked #5 in the final **Collegiate Baseball** poll.

April 22-24, 1978 - The Tigers won the ACC Tourney title held at Clemson. The Tigers swept through the tourney with wins over N.C. State (12-1), Duke (13-0), and Wake Forest (7-2).

May 19-21, 1978 - In the NCAA Atlantic Regional, the Tigers beat host Miami (FL) 8-5 in the first game, but lost to Marshall (9-3) and Miami (7-5).

1978 - Clemson won the ACC regular-season title with a 10-2 record. The Tigers also started the tradition of wearing the ankle-long, white pants for every game. Clemson was ranked #25 in the final **Collegiate Baseball** poll.

April 7, 1979 - Clemson's most productive offensive game came at N.C. State. The score...41-9. The Tigers led 18-6 after four innings and capped off the day with 18 runs in the ninth. **Robert Bonnette** had three hits in the ninth in which 22 Tigers batted. **Neil Simons** went 4-for-6 with three walks, six runs scored, three homers, and a Tiger record-tying 10 RBIs. **Dave Buffamoyer** also set a record with seven runs scored, while **Bonnette** and **Tony Masone** had five hits apiece. Future Major Leaguers **Tim Teufel** and **Bill Schroeder** batted fifth and sixth, respectively, and combined for five hits, nine runs, and nine RBIs.

May 18-20, 1979 - In the NCAA Atlantic Regional at Miami, FL, the Tigers defeated Georgia Southern 8-4, but lost to Miami (FL) 2-1 in the Tigers' next game. The next two games yielded the same results, as Clemson downed Georgia Southern 2-0, but lost to Miami 4-1.

1979 - Clemson won the ACC regular-season title with a 10-1 record. There was no ACC Tournament that year. Clemson was ranked #9 in the final **Collegiate Baseball** poll.

March 10, 1980 - **Mike Brown** pitched a perfect game in a 2-0 win over North Carolina-Wilmington in seven innings.

April 22-26, 1980 - Clemson won the ACC Tournament held at Raleigh, NC by winning four games in a row without a defeat. The Tigers defeated Wake Forest (4-0), Maryland (9-4), N.C. State (5-4), and North Carolina (12-3).

May 22-25, 1980 - In the NCAA Atlantic Regional at Clemson, the Tigers beat East Tennessee State (22-4) and South Carolina twice (6-2, 17-12) to advance to the College World Series.

May 31 - June 1, 1980 - In the College World Series, Clemson lost to Miami (FL) 13-5 and California 6-4.

1980 - Clemson was ranked #4 in the final **Collegiate Baseball** poll.

April 22-26, 1981 - Clemson won the ACC Tournament held at Chapel Hill, NC. Clemson defeated North Carolina 7-5 in the championship game. The Tigers won four straight after losing their second game of the tournament.

May 22,23, 1981 - In the NCAA Atlantic Regional at Clemson, the Tigers lost to Wichita State (7-2) and East Tennessee State (2-1).

1981 - Clemson tied for the ACC regular-season title with a 10-4 record.

March 5, 1982 - **Jeff Gilbert** pitched a no-hitter in a 5-0 win over Western Carolina.

1982 - Clemson captured the ACC regular-season title with a 10-2 record.

March 6, 1984 - **Scott Parrish** pitched a no-hitter in a 6-0 win over The Citadel in a seven-inning game. The no-hitter is the last by a Tiger to date.



Clemson captured the 1981 ACC Tournament Championship when Mike Mahoney hit a three-run double in the top of the ninth inning to give the Tigers a 7-5 victory.



Tiger Timeline

1984 - Clemson tied for the ACC regular-season title with a 12-2 record.

May 13, 1985 - The Tigers played host to the first night game ever at Clemson. The Tigers downed Furman 13-1.

1985 - Clemson tied for the ACC regular-season title with a 9-4 record.

May 4, 1986 - Clemson's longest streak of not being shut-out (232 games) ended with a 5-0 defeat at the hands of South Carolina in Columbia.

May 21-24, 1987 - The Tigers played in the NCAA South Regional at Huntsville, AL. The Tigers defeated West Virginia, Seton Hall, and Auburn, but lost to Arkansas twice and were eliminated from the tournament.

1987 - Clemson was ranked #10 in both the final **Baseball America** and **Collegiate Baseball** polls. The Tigers won 54 games, the first time Clemson reached 50 wins.

May 26-30, 1988 - The Tigers participated in the NCAA Northeast Regional at New Britain, CT. Clemson defeated Fordham 3-2 in game one in 19 innings. It still stands today as the longest game played in Clemson history. The Tigers also defeated Saint John's, but lost to Rutgers and Kentucky, and were eliminated from the tournament.

1988 - The Tigers won the ACC regular-season title with an 18-2 record. Clemson was ranked #15 in the final **Baseball America** poll and #21 in the final **Collegiate Baseball** poll. Lefthander **Mike Milchin** was also a member of the United States Olympic team.

May 13-16, 1989 - Clemson defeated Maryland, Georgia Tech, N.C. State, and North Carolina (twice) in winning the ACC Tournament title at Chapel Hill, NC. Clemson defeated the Tar Heels 12-4 in the championship game.

May 25, 1989 - **Brian Barnes** won his 16th game in a 6-2 win over Stetson in the NCAA Atlantic Regional at Tallahassee, FL, setting the school record for most wins in a season. He also set the Clemson record and led the nation with 208 strikeouts in 1989.

May 25-28, 1989 - The Tigers participated in the NCAA Atlantic Regional at Tallahassee, FL. Clemson defeated Stetson twice and Auburn once, but losses to Florida State and Auburn eliminated the Tigers from the tournament.

May 27, 1989 - April 10, 1990 - **Brian Kowitz** had a 37-game hitting streak, second longest in Clemson history. **Kowitz**, who later played with the Atlanta Braves, hit .430 with 43 RBIs during the streak.

1989 - Clemson was ranked #14 in both the final **Baseball America** and **Collegiate Baseball** polls. **Brian Barnes** ended his career with an ACC-record 44 wins in four seasons.

April 29, 1990 - **Bill Wilhelm** won his 1,000th career game in a 17-10 win over Georgia Tech in Atlanta, GA.

May 25-27, 1990 - Clemson played in the NCAA Central Regional at Austin, TX. Clemson beat Texas-Arlington, but lost to Creighton twice and was eliminated from the tournament.

May 11-14, 1991 - The Tigers won the ACC Tournament held at Greenville, SC. The Tigers beat Georgia Tech 24-8 in the title game, winning for the fifth time in as many games.

May 23-26, 1991 - Clemson swept though the NCAA Northeast Regional at Orono, ME and advanced to the College World Series. Clemson downed Princeton, Villanova, Mississippi State, and Maine.

June 1-3, 1991 - In the College World Series, the Tigers lost to Creighton and Long Beach State.



The 1991 Tigers won a school-record 60 games and played in the College World Series.

1991 - Clemson won the ACC regular-season title with an 18-3 record. Clemson was ranked #4 in the final **Baseball America** poll and #8 in the final **Collegiate Baseball** poll. The Tigers ended the season with a school-record 60 wins. **Eric Macrina** hit a then school-record 24 home runs, and Clemson led the nation in runs per game (9.97), winning percentage (.857), and wins (60).

May 21-23, 1992 - The Tigers participated in the NCAA Mid-east Regional held at Starkville, MS. Clemson defeated Yale, but then lost to UCLA and Oklahoma.

1992 - Clemson won the ACC regular-season title with a 19-5 record. Clemson was ranked #7 in the final **Baseball America** poll and #10 in the final **Collegiate Baseball** poll.

April 20, 1993 - **Keith Williams** hit for the cycle at Furman. He hit a home run in the first, doubled in the third, singled in the sixth, and tripled in the ninth. Clemson won the game 17-2.

May 15-19, 1993 - The Tigers won the ACC Tournament Championship at Greenville, SC. Clemson defeated N.C. State 11-7 in the championship game, a game that ended at 1:21 in the morning. **Jeff Morris'** grand-slam propelled the Tigers to victory. It was just the senior's second career homer. Ironically, both of his homers were grand slams off N.C. State pitcher David Allen. Both came in the eighth inning with one out and both gave Clemson the lead.

May 28-31, 1993 - Clemson participated in the NCAA Mid-east Regional held at Knoxville, TN. The Tigers earned victories over Rutgers and Fresno State in their opening two games, but then lost to Fresno State and Kansas.

July 2, 1993 - **Bill Wilhelm** announced his retirement after 36 seasons with the Tiger program. His retirement press conference was fittingly held in the first-base dugout at Doug Kingsmore Stadium. He had a 1,161-536-10 (.683) record and never had a losing season. He was the fifth-winningest coach in history at the time of his retirement.

1993 - Clemson was ranked #17 in both the final **Baseball America** and **Collegiate Baseball** polls.

March 19, 1994 - **Shane Monahan** hit for the cycle at Hawaii-Hilo. He tripled in the first, singled in the second, and homered in the sixth. He also doubled in the eighth and singled in the ninth. Clemson won the game 13-5.

May 18-22, 1994 - The Tigers won the ACC Tournament Championship at Greenville, SC. The Tigers defeated Florida State 4-1 in the championship game.

May 26-28, 1994 - Clemson participated in the NCAA East Regional held at Clemson. Clemson downed The Citadel and Old Dominion, but lost to Notre Dame and Auburn.

1994 - Clemson won the ACC regular-season title with a 20-4 record in **Jack Leggett's** first season as the Tiger head coach. **Leggett** received ACC Coach-of-the-Year honors as well. **Shane Monahan** set the ACC record and led the nation with 137 hits. He also led the nation in runs scored (97), and the Tigers led the nation as a team with 57 wins. Clemson was ranked #4 in the final **Baseball America** poll and #9 in the final **Collegiate Baseball** poll.

February 18, 1995 - **Gary Burnham** hit for the cycle at Texas-Arlington. He doubled in the first, tripled in the third, walked in the fifth, homered in the seventh, and singled in the ninth. Clemson won the game 18-0.

April 14, 1995 - The greatest comeback in Clemson history took place on this date, the first game of a three-game set at N.C. State. The Wolfpack had just scored three and six runs in the seventh and eighth innings, respectively, to take a 15-4 lead. The Tiger leadoff batter struck out to start the ninth inning. Clemson then got three straight hits and two walks. **Seth Brizek** hit into a fielder's choice for the second out, as **David Miller** scored on the play to cut the deficit to 15-7. The next six Tiger batters all reached safely on hits, highlighted by **Shane Monahan's** three-run homer that cut the Wolfpack lead to just two runs. After two more hits and a walk, **Matthew LeCroy** tied the score with a clutch double. The Tigers went on to win 17-15 in 10 innings. Clemson did so being down 11 runs on the road with no runners on base in the ninth inning and one out, and without the benefit of a Wolfpack error in the ninth.

May 25-28, 1995 - The Tigers won the NCAA East Regional Championship held at Clemson with wins over Navy, Jacksonville, Winthrop, and Alabama.

1995 - Clemson won the ACC regular-season title with a 20-4 record. **Jack Leggett** received ACC Coach-of-the-Year honors as well. **Paul Galloway** became Clemson's first Academic All-American. Clemson was ranked #8 in both the final **Baseball America** and **Collegiate Baseball** polls.

March 8, 1996 - **Jack Leggett** won his 500th career game as a head coach with a 8-4 win over Virginia Tech at home.

April 21, 1996 - Clemson played in one of the longest non-stop days of baseball in history. The Tigers and Georgia Southern were slated to play two nine-inning games, but the two games lasted a total of 28 innings. The first was a 10-inning affair, with Georgia Southern winning 8-6. The

Tiger Timeline

latter game also saw Georgia Southern win, this time 9-7 in 18 innings. The games combined for eight hours and 44 minutes in length (not counting the 31 minutes in between).

May 23-26, 1996 - The Tigers won the NCAA East Regional Championship at Clemson and advanced to the College World Series. Clemson recorded victories over Charleston Southern, Old Dominion, West Virginia, and Tennessee.

May 31 - June 5, 1996 - When Clemson made its eighth College World Series appearance, it had lost seven straight games in Omaha and had never won more than one game in the double elimination tournament. Miami (FL) defeated the Tigers to open the tournament, so Clemson had to win to stay alive. The Tigers responded with a 10-inning, 8-5 win over Oklahoma State and next faced Alabama, the #1 seed. The morning of the game, **Kris Benson** and **Billy Koch** learned they were the first and fourth overall picks, respectively, of the Major League Draft. The Tigers, though, sent out **Ken Vining**, who was 10-3, to face a potent Crimson Tide hitting attack. But it was the Tigers who jumped out to an early 5-0 lead. Alabama battled back to take a 12-10 lead after eight innings. **Gary Burnham** and **Jerome Robinson** led off the ninth with singles. Then, 5'8" second baseman **Doug Livingston** hit an opposite-field double to give Clemson the lead. But the Tigers, who led 14-12, had to contain the hot Alabama bats in the bottom of the ninth. Brett Taft led off with a double. Rusty Loflin flied out to **Livingston** and Drew Bounds singled. On came **Koch**, who was making a rare relief appearance. He struck out David Tidwell and seemed to throw a game-ending ground ball off the bat of Joe Caruso, but the ball went through the legs of shortstop **Kurt Bultmann**, plating Taft and putting runners on first and third. But **Koch** got Dax Norris to bounce out to first-baseman **Jason Embler**, who made a spectacular grab ranging to his right and looking into the sun. **Embler** flipped to **Koch** to record the final out of the game, as the Tigers won 14-13 and advanced further in the College World Series than it ever had before.

1996 - Clemson led the nation with a 3.03 ERA. Clemson was ranked #5 in the final **Baseball America** poll and #4 in the final **Collegiate Baseball** listing. **Kris Benson** was named national player-of-the-year by **Baseball America** and **Collegiate Baseball**. One of the most decorated players in Tiger history also received the Dick Howser Trophy and the Smith Award. He won his first 14 decisions and had a 2.02 ERA in 156.0 innings pitched. He allowed 109 hits and 27 walks while striking out 204 (7.5-to-1 strikeout-to-walk ratio), easily a Tiger record. He had seven complete games and four shutouts as well. **Benson** was the #1 overall pick in the 1996 draft (Pirates), becoming the first Tiger to be picked at that position. He donned the Red, White, and Blue for Team USA in the Centennial Olympics in Atlanta in 1996, earning a bronze medal. Tiger teammates **Billy Koch** and **Matthew LeCroy** joined **Benson** on the Olympic team.

May 22-24, 1997 - Clemson played in the NCAA Central Regional held at Lubbock, TX. Clemson defeated Nevada in its opener, but lost to Rice and Texas State.

1997 - **Matthew LeCroy** hit 24 home runs. He also set the Tiger career record with 53 long balls. **Kurt Bultmann** set a Tiger record with 31 doubles as well.

March 21, 1998 - Clemson scored 19 runs in one inning against Maryland. Ironically, Clemson did not score in any other inning of the game. The run total set an NCAA record for most runs in a third inning. In the inning, Clemson sent 23 batters to the plate, and had 12 hits and six walks. Like the 11-run comeback in the ninth inning at N.C. State in 1995, the first Tiger to bat in the inning was retired. The next 17 batters reached base safely. **Patrick Boyd** and **Kurt Bultmann** both reached base in all three plate appearances and scored three runs in the inning.

April 24, 1998 - **Rusty Adkins** had his jersey retired and was inducted into the Clemson Baseball Ring of Honor, joining **Bill Wilhelm** in the elite company.

May 21-23, 1998 - Clemson won its 2,000th game in school history, as the Tigers defeated The Citadel 12-3 at Doug Kingsmore Stadium in the NCAA East Regional on May 21. Clemson lost to South Alabama in 16 innings and eventual National Champion Southern California.

1998 - Clemson was ranked #21 in the final **Baseball America** poll and #23 in the final **Collegiate Baseball** poll.

March 8, 1999 - Clemson's streak of 146 weeks being ranked in one of the major polls ended. The last time the Tigers were not ranked was at the end of the 1990 season. Clemson had a 407-138 (.747) record over that span.

May 28-30, 1999 - In the NCAA Fayetteville (AR) Regional, Clemson lost to Missouri State 23-5 in the first game and needed to win four games in two days to advance. The Tigers came through with victories on Saturday over Delaware and host Arkansas. Clemson had to beat Missouri State twice on Sunday and did just that by scores of 8-7 and 7-5.

June 4-6, 1999 - Texas A&M won two of the three games in the NCAA Super Regional at College Station TX. Despite coming up short, Clemson battled back after a 20-3 defeat in the opening game and had the lead entering the ninth inning in game three in a hostile environment.

1999 - Clemson was ranked #17 in the final **Baseball America** poll and #13 in the final **Collegiate Baseball** poll.

March 20, 2000 - Clemson was ranked #1 by **Collegiate Baseball** after opening the season 19-3. The Tigers spent two weeks as that poll's top team.

May 26-28, 2000 - Clemson played host to Middle Tennessee, Illinois, and Old Dominion in regional play, and claimed wins over Middle Tennessee (4-0, 21-3) and a win over Illinois (9-3) to earn the right at hosting the first-ever super regional at Clemson.

June 2, 2000 - Clemson beat Mississippi State 11-4 and 9-4 to earn its ninth trip to the College World Series.

June 9-14, 2000 - Clemson made its first appearance in the College World Series since 1996. The Tigers beat San Jose State 10-6 before losing to top-ranked Stanford 10-4 to fall into the losers' bracket. Clemson was then eliminated by Louisiana-Lafayette 5-4 in the bottom of the ninth inning.

2000 - Clemson finished 51-18 and was ranked #7 in the final **Baseball America** poll, #6 in the final **Collegiate Baseball** poll, and #5 in the final **Sports Weekly** poll.



Jeff Baker hit 25 home runs with 87 RBIs in Clemson's 2002 season in which it made it to the Final Four of the College World Series.

May 25-27, 2001 - The Tigers drew a #2 seed in the Clemson Regional and played host to South Alabama, William & Mary, and Seton Hall, claiming wins over William & Mary (4-1) and Seton Hall (24-4, 8-2) to advance.

June 1, 2001 - Clemson met Miami (FL) in the Coral Gables Super Regional and was eliminated with a pair of losses (10-8, 14-6). The Hurricanes went on to win the College World Series. The appearance by the Tigers in the super regional round was their third straight.

2001 - The Tigers finished 41-22 and was ranked #17 in the final **Baseball America** poll, #13 in the final **Collegiate Baseball** poll, and #14 in the final **Sports Weekly** poll.

February 22 - March 15, 2002 - Clemson opened the season with 13 straight wins to vault to #2 in the polls. The Tigers defeated Auburn (3), South Carolina (2), and Purdue (3) during the stretch.

March 12, 2002 - Clemson set the school record for batting average (.522) in a game in defeating Georgia Southern 20-8. The Tigers had 23 hits in 44 at-bats.

March 17 - April 5, 2002 - Clemson won 13 more games in a row to start 26-1. The winning streak helped the Tigers rank #1 in all three polls for seven straight weeks.

April 3, 2002 - **Jeff Baker** hit a walk-off homer against Winthrop to give Clemson a 6-4 win. It was his third homer of the game, as he became the first Tiger to hit three homers in a game since 1993 and the first to do it in the history of Doug Kingsmore Stadium.

April 16 - June 14, 2002 - **Khalil Greene** had a 34-game hitting streak, the third-longest streak in Tiger history. **Greene** batted a remarkable .519 with 48 RBIs during the streak. The streak ended against Georgia Tech in the College World Series.

May 12, 2002 - **Khalil Greene** set the ACC record for career hits with his 367th at Virginia. He went on to total 403 hits, second most in NCAA history. In the series, he also went eight straight at-bats with a hit and 13 consecutive plate appearances reaching base safely. Head Coach **Jack Leggett** also won his 800th career game this day.

June 7-9, 2002 - After sweeping through the Clemson Regional the weekend before,



Kris Benson (left), Matthew LeCroy (center), and Billy Koch (right) were three of the 20 members of the 1996 U.S. Olympic team, and led the Tigers to College World Series berths in 1995 and 1996.



Tiger Timeline

Clemson fell to Arkansas in the first game of the Clemson Super Regional. But the Tigers fought back to win the final two games and advance to Omaha for the 10th time in school history. **Khalil Greene** homered in his last at-bat at Doug Kingsmore Stadium.

June 14-21, 2002 - Clemson had its most successful run in the College World Series when it won the first two games over hometown favorite Nebraska and Georgia Tech. Against the Cornhuskers, Clemson overcame a 7-2 deficit before rallying to win 11-10. **Khalil Greene's** dramatic three-run homer in the seventh inning gave the Tigers the lead late in the game. **Jeff Baker** then broke a 10-10 tie with a walkoff double. **Michael Johnson** then went 3-for-3 with a home run in Clemson's eight-run second inning against Georgia Tech, as the Tigers won their second straight game 9-7. Clemson then ran into a buzzsaw in South Carolina, falling twice. Clemson had defeated the Gamecocks three out of four times in the regular season. The final game saw **Greene** start his 269th consecutive game, believed to be an NCAA record. He also played in his 272th straight game, or every game he was a Tiger. He broke the NCAA record for career doubles with his 95th in the College World Series as well.

2002 - Clemson finished 54-17 and was ranked #3 in all three final polls. The Tigers set school records for homers (112), fielding percentage (.971), and saves (26). The trio of **Jeff Baker**, **Khalil Greene**, and **Michael Johnson** combined for 77 homers and 259 RBIs. They were three of eight Tigers selected in the Major League Draft, including **Greene**, who was a first-rounder, and **Johnson**, who was picked in the second round. **Greene** went on to earn national player-of-the-year honors from all six services that gave the award.

March 4 - March 24, 2003 - The Tigers won 14 games in a row. The streak was the seventh-longest in school history and helped catapult Clemson to a #10 national ranking.

April 23, 25, 2003 - **Michael Johnson** hit a three-run, walkoff homer to beat East Tennessee State 6-3 in 12 innings on April 23. In the next game, against Georgia Tech, **Brad McCann** hit a two-out, three-run homer in the bottom of the 10th inning to give Clemson a 9-7 win.

2003 - Clemson extended its streak to 17 consecutive NCAA Tournament appearances with defense being the key to many wins. The Tigers had a .969 fielding percentage for the season, the second-best percentage in school history. Clemson also fell one win short of its 18th-straight 40-win season. **Michael Johnson** was Clemson's lone First-Team All-ACC selection, while lefthander **Robert Rohrbaugh** earned freshman All-America honors.



Kris Harvey was a first-team All-American in 2005 when he hit .341 with 25 home runs.

April 21-24, 2004 - In three games during this span, Clemson won with a walkoff play in all three games. On April 21 against Western Carolina, a Catamount error gave the Tigers an 8-7 victory. Two days later, **Russell Triplett** lined a walkoff single to give the Tigers a 2-1 win over N.C. State. Then the following game, **Zane Green**, who was hitless in his previous 23 at-bats, hit a single to the wall in right-center to give Clemson a 4-3 win over the Wolfpack.

April 25, 2004 - Clemson's 9-6 win over N.C. State gave Head Coach **Jack Leggett** his 500th win as the Tigers' skipper in just his 11th season in Tigertown.

May 12, 2004 - **Brad McCann** became the eighth Tiger in history to total six hits in a 6-for-6 performance against College of Charleston. He also hit two homers, including a grand slam, a double, scored four runs, and had six RBIs.

May 28, 2004 - Clemson set an ACC Tournament record with eight doubles in a 12-1 win over N.C. State.

June 6, 2004 - Trailing 9-2 and on the verge of having its season end, Clemson rallied for a 10-9 win at Georgia, capped by **Lou Santangelo's** grand slam in the seventh. The seven-run comeback tied the Tiger record for the biggest deficit overcome to gain victory in an NCAA Tourney game. In game two that day versus the Bulldogs, Clemson led 6-4 entering the ninth. But against **Tony Sipp**, who had been nearly unhittable in the regional, Bobby Felmy and Jason Jacobs hit solo homers to tie the score, then Clint Sammons hit a solo shot in the 10th for the game-winner.

2004 - Clemson earned its 18th straight NCAA Tourney appearance and came one inning away from advancing to a super regional. Clemson was #14 in the final unofficial RPI. **Kris Harvey** was the squad's lone First-Team All-ACC pick, while **Patrick Hogan**, **Brad McCann**, and **Lou Santangelo** were second-team picks. **McCann** was also a semifinalist for the Dick Howser Trophy and the Golden Spikes Award, along with earning third-team All-America honors by **Baseball America**. Clemson had a record nine players taken in the Major League Draft, including first-round (supplemental) pick **Tyler Lumsden**.

March 19, 2005 - **Kris Harvey** hit two home runs and pitched 7.0 scoreless innings of one-hit ball to lead the Tigers to a 9-1 win over #9 North Carolina. A school-record four times during the 2005 season, he hit a long ball and earned the win on the mound in the same game.

April 20, 2005 - Clemson scored four runs in the ninth inning to down #8 South Carolina 7-5 in Columbia. After the Tigers tied the score 4-4 in the ninth, **Kris Harvey** hit a towering three-run homer to give the Tigers the victory.

April 23, 2005 - **Taylor Harbin** had one of the best games by a Tiger in school history. Against the Wolfpack in Raleigh, he went 5-for-5 with three home runs, eight RBIs, and five runs scored to lead the Tigers to a 16-9 victory. The three long balls came on consecutive pitches over three at-bats as well. **Harbin** added a triple and single, and only lacked a double for the cycle. The three home runs tied a school record held by many, while his 16 total bases broke the Clemson record of 15 that was first set by **Dick Hendley** in the 1951 season.

May 19-21, 2005 - Clemson swept #4 Miami (FL) by a combined score of 30-9 at Doug Kingsmore Stadium. It was the first time since 2002 that the Hurricanes were swept in a three-game series. In game one, Clemson scored 11 runs in the fourth inning on its way to a 15-5 victory. The Tigers handed righthander Cesar Carrillo his first collegiate loss in his 31st career start. The next week, Clemson downed the Hurricanes 9-1 in the ACC Tournament, giving the Tigers a 4-0 record against the Hurricanes in their first season in the ACC.

June 3-5, 2005 - The Tigers swept their way through the Clemson Regional with wins over North Carolina A&T, #22 College of Charleston, and Oral Roberts by a combined score

All-Time Assistant Coaches

Year	Assistant	Assistant	Assistant
1958	Jim Partin	Don Wade	
1959	Jim Partin		
1960	Jim Partin		
1961	Bailey Hendley		
1962	Sam Poe		
1963	Coleman Glaze		
1964	Tommy Lyon		
1965	Tommy Lyon	Dick Sargent	
1966	Dale Smith	Sack Bagley	
1967	Ellis Dantzler		
1968			
1969			
1970	Bill Pate		
1971	Eddie Barbary		
1972			
1973			
1974	Bill Prophet		
1975	Kenny Bagwell		
1976	Richard Haynes		
1977	Kenny Bagwell		
1978	Turtle Thomas		
1979	Turtle Thomas	Lin Hamilton	
1980	Turtle Thomas	Lin Hamilton	
1981	Turtle Thomas	*Walker Swain	
1982	Turtle Thomas	*Walker Swain	Rod Delmonico
1983	Turtle Thomas	*Walker Swain	
1984	Turtle Thomas	*Walker Swain	Chip Reese
1985	Turtle Thomas	*Walker Swain	Chip Reese
1986	Dave Littlefield	*Jeff Gilbert	
1987	Dave Littlefield	*Joel Lepel	
1988	Dave Littlefield	*Joel Lepel	
1989	Kurt Seibert	*Joel Lepel	
1990	Kurt Seibert	*Dick Grapenthin	Randy Mazey
1991	Kurt Seibert	*Dick Grapenthin	Randy Mazey
1992	Jack Leggett	*Randy Mazey	Michael Spiers
1993	Jack Leggett	*Randy Mazey	Jim Schlossnagle
1994	Tim Corbin	*John Pawlowski	Gregg Kilby
1995	Tim Corbin	*John Pawlowski	Gregg Kilby
1996	Tim Corbin	*John Pawlowski	Kevin Erminio
1997	Tim Corbin	*John Pawlowski	Kevin Erminio
1998	Tim Corbin	*John Pawlowski	Kevin Erminio
1999	Tim Corbin	*Kevin O'Sullivan	Mike Hampton
2000	Tim Corbin	*Kevin O'Sullivan	Hank King
2001	Tim Corbin	*Kevin O'Sullivan	Shane Carley
2002	Tim Corbin	*Kevin O'Sullivan	Erik Bakich
2003	*Kevin O'Sullivan	Tom Riginos	Bradley LeCroy
2004	*Kevin O'Sullivan	Tom Riginos	Bradley LeCroy
2005	*Kevin O'Sullivan	Tom Riginos	Bradley LeCroy

* - pitching coach

of 26-5. **Andy D'Alessio** had the nation's highest batting average in a regional, and earned Clemson Regional MVP honors thanks to going 7-for-9 with four doubles, a homer, and four RBIs.

June 11-13, 2005 - Clemson traveled to Texas to play #6 Baylor in the Waco Super Regional. The Tigers won game one 4-2, but fell in the last two games by scores of 7-1 and 6-1. The Bears advanced to the College World Series.


2005 - Clemson made its 19th consecutive NCAA Tournament appearance and came one win away from a trip to the College World Series. The Tigers finished in the top 20 in all three polls, with a high ranking of #13 by **Collegiate Baseball**. Clemson won a school-record 21 ACC regular-season games, finishing second in the standings. The Tigers, who were 19-9 against top-25 ranked teams, started the season 15-13, but went 28-10 the rest of the way. They did all this while playing a difficult schedule, which included 42 of its 66 games against teams that played in the NCAA Tournament. **Kris Harvey** earned first-team All-America honors and tied for second in the nation with 25 home runs. Freshman **Taylor Harbin** earned second-team All-America accolades by **Collegiate Baseball**, as he hit an ACC-best 28 doubles, also second most in the nation.

Year-By-Year Team Records

Head Coach	Year	W	L	T	Pct.
R.T.V. Bowman	1896	0	2	0	.000
	1897	No Team			
R.T.V. Bowman	1898	2	4	0	.333
Unknown	1899	4	3	0	.571
Unknown	1900	8	2	0	.800
John Heisman	1901	10	2	1	.808
John Heisman	1902	9	3	0	.750
John Heisman	1903	9	1	0	.900
John McMakin	1904	8	6	1	.567
John McMakin	1905	6	8	1	.433
Phillip Sitton					
John McMakin	1906	6	10	1	.382
Frank Shaughnessy	1907	9	7	1	.559
Robert Lynch	1908	6	11	0	.353
Jesse Reynolds	1909	10	12	0	.455
Joe Holland	1910	10	11	0	.476
Frank Dobson	1911	13	10	0	.565
Frank Dobson	1912	11	6	0	.647
Frank Dobson	1913	13	5	0	.722
Coach Robertson	1914	16	6	0	.727
Vet Sitton	1915	13	7	0	.650
Vet Sitton	1916	13	11	1	.540
Country Morris	1917	13	13	0	.500
Jiggs Donahue	1918	11	6	0	.647
Jiggs Donahue	1919	6	15	1	.295
Country Morris	1920	4	15	0	.210
Larry Conover	1921	5	14	0	.263
L.V.H. Durfee	1922	11	8	0	.579
L.V.H. Durfee	1923	12	6	1	.658
L.V.H. Durfee	1924	6	10	0	.375
Thomas May	1925	11	14	0	.440
Cul Richards	1926	8	11	0	.420
Tink Gillam	1927	11	13	1	.460
Joe Guyon	1928	12	9	2	.565
Joe Guyon	1929	15	11	1	.574
Joe Guyon	1930	9	14	0	.391
Joe Guyon	1931	6	2	0	.750
Jess Neely	1932	14	6	0	.700
Jess Neely	1933	11	11	0	.500
Jess Neely	1934	8	8	1	.500
Jess Neely	1935	16	7	1	.688
Jess Neely	1936	6	11	0	.353
Jess Neely	1937	7	12	0	.368
Jess Neely	1938	6	12	0	.333



John Heisman




Jess Neely



Walter Cox

Randy Hinson	1939	10	7	0	.588
Randy Hinson	1940	12	2	2	.813
Tom Rogers	1941	10	6	0	.625
Tom Rogers	1942	8	8	0	.500
Frank Howard	1943	12	3	0	.800
	1944	No Team			
Walter Cox	1945	7	6	0	.538
Randy Hinson	1946	12	5	0	.706
Randy Hinson	1947	24	5	0	.828
Walter Cox	1948	14	12	1	.537
Walter Cox	1949	11	12	0	.478
Walter Cox	1950	20	11	0	.625
Walter Cox	1951	18	7	0	.720
Bob Smith	1952	10	12	0	.455
Bob Smith	1953	11	6	0	.647



Bill Wilhelm

Head Coach	Year	W	L	T	Pct.	ACC	Finish	BA-CB-SW
Bob Smith	*1954	14	10	0	.583	8-4	1st	
Bob Smith	1955	7	11	0	.389	5-9	7th	
Bob Smith	1956	4	14	2	.250	2-10-2	7th	
Bob Smith	1957	6	12	0	.333	3-11	8th	
Bill Wilhelm	*1958	22	8	0	.733	12-3	1st	
Bill Wilhelm	*1959	24	8	0	.750	11-3	1st	NP-7-NP
Bill Wilhelm	1960	11	10	1	.523	7-6	4th	
Bill Wilhelm	1961	12	11	0	.522	6-8	5th	
Bill Wilhelm	1962	17	8	0	.680	8-6	T-3rd	
Bill Wilhelm	1963	15	11	0	.577	9-5	T-2nd	
Bill Wilhelm	1964	13	13	0	.500	6-7	T-4th	
Bill Wilhelm	1965	18	10	2	.663	9-5	2nd	
Bill Wilhelm	1966	20	7	2	.724	9-4	2nd	
Bill Wilhelm	*1967	29	9	0	.763	11-2	1st	NP-7-NP
Bill Wilhelm	1968	27	14	0	.659	11-7	4th	
Bill Wilhelm	1969	27	17	2	.609	12-8-1	3rd	
Bill Wilhelm	1970	32	16	0	.667	14-8	2nd	NP-18-NP
Bill Wilhelm	1971	27	14	0	.659	10-5	2nd	NP-22-NP
Bill Wilhelm	1972	19	15	0	.559	6-7	5th	
Bill Wilhelm	1973	24	16	0	.600	10-2	T-1st	
Bill Wilhelm	1974	23	15	0	.605	10-1	1st	
Bill Wilhelm	1975	33	10	0	.767	10-2	T-1st	NP-25-NP
Bill Wilhelm	*1976	36	15	0	.706	10-2	1st	NP-5-NP
Bill Wilhelm	1977	42	10	0	.808	9-1	1st	NP-5-NP
Bill Wilhelm	*1978	39	14	0	.736	10-2	1st	NP-25-NP
Bill Wilhelm	*1979	40	15	0	.727	10-1	1st	NP-9-NP
Bill Wilhelm	*1980	38	21	0	.644	6-5	3rd	NP-4-NP
Bill Wilhelm	*1981	34	24	0	.586	10-4	T-1st	
Bill Wilhelm	1982	37	22	0	.627	10-2	1st	
Bill Wilhelm	1983	30	20	1	.598	6-5	3rd	
Bill Wilhelm	1984	38	17	0	.691	12-2	T-1st	
Bill Wilhelm	1985	36	30	1	.545	9-4	T-1st	
Bill Wilhelm	1986	42	21	0	.667	9-4	3rd	
Bill Wilhelm	1987	54	14	1	.790	16-5	2nd	10-10-NP
Bill Wilhelm	1988	54	14	0	.794	18-2	1st	15-21-NP
Bill Wilhelm	*1989	50	20	0	.714	13-5	2nd	14-14-NP
Bill Wilhelm	1990	43	23	0	.651	14-6	2nd	
Bill Wilhelm	*1991	60	10	0	.857	18-3	1st	4-8-NP
Bill Wilhelm	1992	50	14	0	.781	19-5	1st	7-10-NP
Bill Wilhelm	*1993	45	20	0	.692	11-11	5th	17-17-16
Jack Leggett	*1994	57	18	0	.760	20-4	1st	4-9-9
Jack Leggett	1995	54	14	0	.794	20-4	1st	8-8-8
Jack Leggett	1996	51	17	0	.750	17-7	2nd	5-4-4
Jack Leggett	1997	41	23	0	.641	13-10	4th	NR-NR-24
Jack Leggett	1998	43	16	0	.729	14-9	T-2nd	21-23-19
Jack Leggett	1999	42	27	0	.609	13-10	3rd	17-13-14
Jack Leggett	2000	51	18	0	.739	17-7	2nd	7-6-5
Jack Leggett	2001	41	22	0	.650	17-7	2nd	17-13-14
Jack Leggett	2002	54	17	0	.761	16-8	4th	3-3-3
Jack Leggett	2003	39	22	0	.639	15-9	T-3rd	
Jack Leggett	2004	39	26	0	.600	14-10	T-4th	
Jack Leggett	2005	43	23	0	.652	21-9	2nd	14-13-16
Totals	108 seasons	2310	1283	29	.642	596-286-3		

* - ACC Champion; Note: No Baseball America poll prior to 1981; no Sports Weekly poll prior to 1993.

Coaching Records

Head Coach	Years	W	L	T	Pct.	Overall	W	L	T	Pct.
R.T.V. Bowman	(2) 1896-98						2	6	0	.250
Unknown	(2) 1899-00						12	5	0	.706
John Heisman	(3) 1901-03						28	6	1	.814
John McMakin	(3) 1904-06						20	24	3	.457
Frank Shaughnessy	(1) 1907						9	7	1	.559
Robert Lynch	(1) 1908						6	11	0	.353
Jesse Reynolds	(1) 1909						10	12	0	.455
Joe Holland	(1) 1910						10	11	0	.476
Frank Dobson	(3) 1911-13						37	21	0	.638
Coach Robertson	(1) 1914						16	6	0	.727
Vet Sitton	(2) 1915-16						26	18	1	.589
Country Morris	(2) 1917-20						17	28	0	.378
Jiggs Donahue	(2) 1918-19						17	21	1	.449
Larry Conover	(1) 1921						5	14	0	.263
L.V.H. Durfee	(3) 1922-24						29	24	1	.546
Thomas May	(1) 1925						11	14	0	.440
Cul Richards	(1) 1926						8	11	0	.421
Tink Gillam	(1) 1927						11	13	1	.460
Joe Guyon	(4) 1928-31						42	36	3	.537
Jess Neely	(7) 1932-38						68	67	2	.504
Randy Hinson	(4) 1939,40,46,47						58	19	2	.747
Tom Rogers	(2) 1941,42						18	14	0	.563
Frank Howard	(1) 1943						12	3	0	.800
Walter Cox	(5) 1945,48-51						70	48	1	.592
Bob Smith	(6) 1952-57	18	34	2	.352		52	65	2	.445
Bill Wilhelm	(36) 1958-93	381	158	1	.706		1161	536	10	.683
Jack Leggett	(12) 1994-05	197	94	0	.677		555	243	0	.695
Totals	108 seasons	596	286	3	.675		2310	1283	29	.642



All-Time Results

1896 (0-2)

Head Coach: R.T.V. Bowman (1st)

Date	St	W-L	Score	Opponent
4/24	H	L	13-20	Furman
5/9	A	L	11-14	Furman

1897 (NO TEAM)

1898 (2-4)

Head Coach: R.T.V. Bowman (2nd)

Date	St	W-L	Score	Opponent
4/8	A	L	4-10	Erskine
4/9	A	W	6-1	Erskine
4/16	A	L	2-5	Furman
4/23	H	W	14-3	Furman
5/7	A	L	4-13	Wofford
5/14	H	L	14-15	Furman

1899 (4-3)

Head Coach: Unknown

Date	St	W-L	Score	Opponent
3/29	H	L	3-14	Cornell
4/1	A	L	5-6	Wofford
4/8	N1	W	6-2	Erskine
4/28	A	L	4-9	Erskine
5/11	A	W	11-3	College of Charleston
5/12	A	W ⁽⁸⁾	21-8	South Carolina
5/20	H	W	11-3	College of Charleston

N1 - Anderson, SC

1900 (8-2)

Head Coach: Unknown

Date	St	W-L	Score	Opponent
3/27	H	W	9-7	Cornell
4/7	N1	W	6-2	Erskine
4/14	A	W	5-1	Furman
4/20	N2	L	7-13	Erskine
4/27	H	L	0-6	Wofford
5/7	H	W	12-0	College of Charleston
5/9	H	W	9-0	The Citadel
5/11	A	W	2-1	Newberry
5/12	A	W	5-4	South Carolina
5/16	A	W	13-3	Georgia

N1 - Anderson, SC; N2 - Greenwood, SC

1901 (10-2-1)

Head Coach: John Heisman (1st)

Date	St	W-L	Score	Opponent
3/29	H	W	8-0	Auburn
3/30	H	W	11-4	Auburn
4/6	N1	L	0-14	North Carolina
4/12	A	L	6-7	Mercer
4/13	A	W	6-3	Mercer
4/23	H	W	25-2	Georgia
4/26	H	W	7-5	Wofford
4/30	H	W	14-1	Wake Forest
5/3	A	W	8-5	Wofford
5/8	H	T ⁽⁸⁾	2-2	North Carolina
5/9	H	W	17-2	The Citadel
5/10	A	W ⁽⁸⁾	15-8	Erskine
5/11	A	W	12-4	South Carolina

N1 - Charlotte, NC

1902 (9-3)

Head Coach: John Heisman (2nd)

Date	St	W-L	Score	Opponent
3/29	N1	L	5-16	North Carolina
4/1	H	W	10-2	Hobart
4/3	H	W ⁽⁸⁾	6-2	Cornell
4/5	N2	W ⁽⁷⁾	9-0	Virginia Tech
4/7	A	W	4-2	The Citadel
4/11	H	W	11-3	Mercer
4/12	A	L	4-12	Georgia Tech
4/17	H	L	1-2	Georgia
4/25	A	W	1-0	Newberry
4/26	A	W	3-1	South Carolina
5/9	A	W	11-3	Furman
5/13	H	W	6-3	Wofford

\$ - forfeited in 7th with Clemson ahead 25-0; N1 - Charlotte, NC; N2 - Charleston, SC



John Heisman, a name synonymous with college football, coached the Tiger baseball team to a 28-6-1 (.814) record from 1901-03. The winning percentage is still the highest in Clemson baseball history.

1903 (9-1)

Head Coach: John Heisman (3rd)

Date	St	W-L	Score	Opponent
4/4	H	W	11-0	Davidson
4/10	A	W	13-8	Georgia
4/11	A	W	5-1	Georgia Tech
4/13	A	W ⁽⁶⁾	3-0	Auburn
4/14	A	W	5-3	Mercer
4/18	H	L	2-5	Erskine
4/21	H	W	18-3	Wake Forest
5/1	A	W	10-4	Wofford
5/6	A	W	6-5	Newberry
5/11	H	W	11-1	Wofford

1904 (8-6-1)

Head Coach: John McMakin (1st)

Date	St	W-L	Score	Opponent
3/28	H	T	2-2	Newberry
4/2	A	W	5-3	Erskine
4/9	H	L	1-2	Furman
4/12	H	L	3-5	Wofford
4/18	N1	L	3-6	Davidson
4/19	A	W	15-1	Belmont Abbey
4/22	A	W	4-1	Georgia Tech
4/23	A	L	3-4	Georgia Tech
4/23	A	L ⁽¹²⁾	3-6	Georgia
4/27	A	L ⁽¹⁰⁾	2-4	Wofford
4/29	A	W	7-5	Mercer
4/30	A	W	12-4	Mercer
5/6	N2	W	11-1	Erskine
5/7	N2	W	15-8	Duke
5/14	H	W	11-1	Georgia Tech

N1 - Charlotte, NC; N2 - Anderson, SC

1905 (6-8-1)

Head Coach: John McMakin (2nd)

Date	St	W-L	Score	Opponent
4/1	H	L	2-3	Georgia
4/8	H	W ⁽⁷⁾	8-3	Erskine
4/12	H	W ⁽¹¹⁾	4-3	Duke
4/14	A	L	0-2	Mercer
4/15	A	W	6-1	Mercer
4/22	A	L	4-5	Georgia Tech ⁽¹⁾
4/22	A	W	5-3	Georgia Tech ⁽²⁾
5/1	A	L	1-3	Newberry
5/3	A	W	10-4	Wofford
5/5	A	L	1-8	Furman
5/6	A	W	10-5	Erskine
5/10	H	L	1-2	Furman
5/13	A	L	2-5	Georgia
5/19	A	L	6-8	Furman
5/20	N1	T	3-3	Wofford

N1 - Anderson, SC

1906 (6-10-1)

Head Coach: John McMakin (3rd)

Date	St	W-L	Score	Opponent
3/24	A	L	1-3	Georgia Tech
3/31	A	L	2-9	Georgia ⁽¹⁾
3/31	A	L	3-4	Georgia ⁽²⁾
4/7	H	L	6-7	Furman
4/12	H	W	13-4	Duke
4/20	A	L	0-4	Mercer
4/21	A	T ⁽¹³⁾	3-3	Mercer
4/25	A	W	9-2	Wofford
4/26	N1	W	8-0	Presbyterian
4/27	N1	W	11-5	Furman
4/28	A	L	3-6	Newberry
4/30	H	L	0-6	Georgia Tech
5/4	N2	L	0-7	Duke
5/5	A	L	3-4	Furman
5/11	H	W	19-5	Wofford
5/12	N3	W	7-1	Wofford
5/19	H	L	2-4	Newberry

N1 - Greenwood, SC; N2 - Charlotte, NC; N3 - Anderson, SC

1907 (9-7-1)

Head Coach: Frank Shaughnessy (1st)

Date	St	W-L	Score	Opponent
3/23	A	W	15-1	Presbyterian
3/30	H	W	4-2	South Carolina
4/5	A	L	2-4	Georgia Tech
4/6	A	T	2-2	Georgia Tech
4/12	H	W	8-0	Presbyterian
4/13	A	W	7-5	Georgia
4/18	H	L	1-3	Erskine
4/20	H	L	0-2	Georgia
4/25	A	W	10-1	Wofford
4/26	N1	L	2-10	Furman
4/27	A	W	5-1	Newberry
4/29	A	L	2-6	South Carolina
4/30	A	L	2-5	Erskine
5/3	N2	L	4-5	Duke
5/4	N2	W	3-0	Duke
5/11	A	W	11-8	Furman
5/18	H	W	7-1	Newberry

N1 - Greenwood, SC; N2 - Charlotte, NC

1908 (6-11)

Head Coach: Robert Lynch (1st)

Date	St	W-L	Score	Opponent
3/28	H	W	7-2	Presbyterian
4/3	A	L	2-4	Georgia Tech
4/4	A	L ⁽¹¹⁾	4-5	Georgia Tech
4/9	H	L	2-4	South Carolina
4/11	H	W	11-1	Furman

4/14	H	L	4-6	Wofford
4/17	H	W	5-4	Erskine
4/23	A	L	7-8	Newberry
4/24	N1	W	8-2	Furman
4/30	A	L	2-4	Wofford
5/1	N2	L	3-5	Duke
5/2	N3	L	0-1	Duke
5/8	A	L	0-8	Georgia
5/9	A	L	0-6	Georgia ⁽¹⁾
5/9	A	L	0-7	Georgia ⁽²⁾
5/13	H	W	4-3	Newberry
5/16	A	W	4-2	Newberry

N1 - Greenwood, SC; N2 - Charlotte, NC; N3 - Winston-Salem, NC

1909 (10-12)

Head Coach: Jesse Reynolds (1st)

Date	St	W-L	Score	Opponent
3/29	H	W	5-4	Riverside Military
4/2	H	W	2-0	Georgia
4/3	H	W	10-3	Georgia
4/5	H	W	15-4	North Georgia
4/6	H	L	2-6	North Georgia
4/7	H	W	6-3	Erskine
4/10	A	W	7-6	Furman
4/14	A	L	2-4	Riverside Military
4/15	A	L	3-5	Gordon Military
4/16	A	W	7-4	Mercer
4/17	A	L	2-6	Mercer
4/21	H	L	7-8	Duke
4/22	A	L	2-3	Wofford
4/24	N1	L	1-4	Duke ⁽¹⁾
4/24	N1	L	0-1	Duke ⁽²⁾
4/29	A	L	0-3	Newberry
4/30	N2	L	5-6	Furman
5/1	A	L	0-3	Erskine
5/4	H	W	6-2	Wofford
5/7	A	L	0-3	South Carolina
5/8	A	W	4-2	South Carolina
5/11	H	W	8-2	Newberry

N1 - Chester, SC; N2 - Greenwood, SC

1910 (10-11)

Head Coach: Joe Holland (1st)

Date	St	W-L	Score	Opponent
3/25	H	L	1-8	Erskine
3/26	H	W	4-0	Erskine
3/28	H	W	4-2	Riverside Military
4/1	A	W	1-0	Georgia
4/2	A	L	0-5	Georgia
4/8	H	W	2-1	Duke
4/9	H	L	3-14	Duke
4/14	A	W	8-1	Wofford ⁽¹⁾
4/14	A	W	5-4	Wofford ⁽²⁾
4/15	A	L	4-8	Newberry
4/16	A	W	5-3	Newberry
4/22	H	W	5-0	Furman
4/23	H	W ⁽¹¹⁾	3-2	Furman
4/29	N1	W	6-5	Erskine ⁽¹⁾
4/29	N1	L ⁽¹¹⁾	2-3	Erskine ⁽²⁾
4/30	A	L	6-8	Presbyterian
5/13	A	L	0-5	Georgia Tech
5/14	A	L ⁽⁷⁾	0-4	Georgia Tech ⁽¹⁾
5/14	A	L ⁽⁷⁾	3-11	Georgia Tech ⁽²⁾
5/16	A	L	2-4	Mercer
5/17	A	L	1-9	Mercer

N1 - Greenwood, SC

1911 (13-10)

Head Coach: Frank Dobson (1st)

Date	St	W-L	Score	Opponent
3/27	H	L	2-5	Georgia
3/28	H	L	0-3	Georgia
3/31	A	W	2-1	Erskine
4/1	A	W	8-3	Erskine
4/3	H	W	6-3	College of Charleston
4/7	A	W	4-0	Furman
4/14	H	W	2-1	Newberry
4/15	H	W	3-2	Newberry
4/21	H	W	6-0	Presbyterian

All-Time Results

4/22	H	W	6-2	Presbyterian
4/26	A	W	8-5	Wofford
4/27	N1	L	0-7	Duke ⁽¹⁾
4/27	N1	L	5-9	Duke ⁽²⁾
4/28	A	W	6-1	College of Charleston
4/29	A	W	3-0	The Citadel
5/1	A	W	6-4	Furman
5/5	H	W	6-0	Wofford
5/6	H	L	2-3	Wofford
5/10	A	L ⁽⁸⁾	0-6	Mercer ⁽¹⁾
5/10	A	L ⁽⁷⁾	5-11	Mercer ⁽²⁾
5/12	A	L ⁽¹²⁾	6-7	Auburn
5/13	A	L ⁽⁸⁾	4-5	Auburn ⁽¹⁾
5/13	A	L	2-3	Auburn ⁽²⁾

N1 - Sumter, SC

1912 (11-6)

Head Coach: Frank Dobson (2nd)

Date	St	W-L	Score	Opponent
3/29	A	L	0-8	Georgia
3/30	A	L	1-5	Georgia
4/3	H	W	6-0	College of Charleston
4/5	H	W	6-3	Erskine
4/6	H	W	4-3	Erskine
4/12	A	W	6-4	Georgia Tech
4/13	A	L	2-4	Georgia Tech
4/19	H	W	8-3	Furman
4/24	A	L ⁽¹⁰⁾	2-3	Wofford
4/25	A	W	4-2	Wofford
4/26	A	W	4-3	Newberry
4/27	A	L	1-4	Newberry
5/3	A	W	3-2	Presbyterian
5/4	A	W	5-1	Presbyterian
5/6	H	W	2-1	Auburn
5/7	H	W	4-3	Auburn
5/8	H	L	0-4	Auburn

1913 (13-5)

Head Coach: Frank Dobson (3rd)

Date	St	W-L	Score	Opponent
3/28	A	L	0-3	Georgia Tech
3/29	A	L	1-3	Georgia Tech
4/4	H	W	10-8	Georgia
4/5	H	L	4-10	Georgia
4/8	A	W	9-3	Furman
4/12	A	W	3-2	Erskine
4/15	H	W	5-0	\$ Erskine
4/18	H	W	5-1	Presbyterian
4/25	H	L	1-6	Wake Forest
4/26	H	L	4-0	Furman
4/30	A	W	14-5	Wofford
5/1	A	W	9-0	Wofford
5/2	A	W	11-1	Presbyterian
5/3	A	W	10-3	Newberry
5/5	H	W	6-5	Newberry
5/8	A	L	3-9	Auburn
5/9	A	W	18-4	Auburn
5/10	A	W	5-3	Auburn

\$ - no-hit game

1914 (16-6)

Head Coach: Coach Robertson (1st)

Date	St	W-L	Score	Opponent
3/27	A	W	6-3	Georgia
3/28	A	L ⁽¹¹⁾	6-7	Georgia
4/3	H	W ⁽¹¹⁾	2-1	Erskine
4/4	H	W ⁽⁷⁾	8-0	Erskine
4/10	A	W ⁽¹⁰⁾	7-3	Mercer
4/11	A	L	5-7	Mercer
4/15	H	W	6-5	Wofford
4/16	H	W	5-0	The Citadel
4/18	H	W	5-1	Furman
4/21	A	L	9-10	Furman
4/24	N1	W	9-1	Erskine ⁽¹⁾
4/24	N1	W	6-0	Erskine ⁽²⁾
4/29	A	W	7-3	Presbyterian
4/30	A	W	6-2	Presbyterian
5/1	A	W	7-4	Newberry
5/2	A	W	15-9	Newberry
5/6	A	L	6-7	Wofford

5/7	A	W	7-6	Wofford
5/9	A	W	5-1	Furman
5/14	H	L	4-5	Auburn
5/15	H	W	13-5	Auburn
5/16	H	L	2-6	Auburn

N1 - Rock Hill, SC

1915 (13-7)

Head Coach: Vet Sitton (1st)

Date	St	W-L	Score	Opponent
3/26	N1	W	3-2	Furman
4/3	H	W	10-2	Furman
4/9	A	L	1-2	Erskine
4/10	A	L	6-8	Erskine
4/13	H	W	7-4	Richmond
4/14	A	W	7-4	Wofford
4/15	A	W	12-1	Wofford
4/17	H	W	13-3	The Citadel
4/27	H	W	8-2	Presbyterian
4/28	H	W	2-1	Presbyterian
4/30	H	L	3-6	Georgia
5/1	H	L	3-9	Georgia
5/8	A	L	3-10	Auburn ⁽¹⁾
5/8	A	L ⁽⁷⁾	1-3	Auburn ⁽²⁾
5/8	A	L ⁽⁷⁾	0-2	Auburn ⁽³⁾
5/13	H	W	18-7	Newberry
5/14	H	W	14-1	Newberry
5/15	A	W	10-1	Furman
5/17	N2	W	8-2	Furman
5/18	N2	W	5-3	Furman

N1 - Anderson, SC; N2 - Greenwood, SC

1916 (13-11-1)

Head Coach: Vet Sitton (2nd)

Date	St	W-L	Score	Opponent
3/27	H	W	4-2	\$ West Virginia Wesleyan
3/29	H	L	2-3	Erskine
4/4	H	W	6-0	Wofford
4/8	A	W	12-3	Erskine
4/11	H	W	4-2	The Citadel
4/12	H	W	16-1	The Citadel
4/13	H	W	11-1	Virginia Tech
4/14	H	L	3-4	Virginia Tech
4/18	A	W	7-0	Wofford
4/19	A	L	3-4	Furman
4/21	A	L	1-4	Georgia
4/22	A	L ⁽¹¹⁾	4-6	Georgia
4/24	N1	L	2-3	Wofford
4/25	N1	T ⁽¹⁷⁾	0-0	Furman
4/27	A	W	16-6	Duke
4/28	A	L	4-5	Duke
4/29	A	W	2-0	# Virginia Military
5/1	A	L	7-10	Virginia Tech
5/5	N1	W	5-4	Auburn
5/6	H	L	1-9	Auburn ⁽¹⁾
5/6	H	L	1-3	Auburn ⁽²⁾
5/8	H	W	3-0	Duke

5/9 H W 13-3 Duke

5/12 N1 L 0-4 South Carolina

5/13 N1 W 7-5 South Carolina

\$ - first baseball game played on Riggs Field;

- no-hit game; N1 - Anderson, SC

1917 (13-13)

Head Coach: Country Morris (1st)

Date	St	W-L	Score	Opponent
3/28	H	L	3-9	West Virginia Wesleyan
3/29	H	L	5-6	West Virginia Wesleyan
3/30	H	W	2-1	Erskine
3/31	A	W	3-0	Erskine
4/2	A	L	1-2	South Carolina
4/3	A	W	18-2	South Carolina
4/6	H	W	2-1	Wofford
4/7	H	W	9-2	Oglethorpe
4/10	H	W	15-1	Furman
4/13	A	L ⁽¹³⁾	0-1	Presbyterian
4/14	A	W	6-3	Newberry
4/16	H	W	4-2	South Carolina
4/17	H	W	6-3	South Carolina
4/20	N1	W	2-1	Georgia
4/21	N1	L	2-3	Georgia
4/25	H	L	2-3	Georgia Tech
4/26	H	L	1-5	Georgia Tech
5/4	A	L	0-7	Auburn
5/5	A	L	3-8	Auburn
5/6	A	W ⁽⁷⁾	7-4	Auburn
5/8	A	L	3-5	Mercer ⁽¹⁾
5/8	A	L ⁽⁷⁾	1-2	Mercer ⁽²⁾
5/9	A	L	2-8	Georgia
5/12	H	L	1-2	Newberry
5/17	A	W	1-0	Wofford
5/18	A	W	7-5	Wofford

N1 - Anderson, SC

1918 (11-6)

Head Coach: Jiggs Donahue (1st)

Date	St	W-L	Score	Opponent
4/5	H	L	1-2	North Carolina
4/10	H	W ⁽¹¹⁾	4-3	Wofford
4/12	H	L	2-3	Oglethorpe
4/13	H	W	7-6	Oglethorpe
4/16	H	W	7-2	Wake Forest
4/20	A	W	8-3	Furman
4/23	H	W	6-5	Georgia
4/24	H	L	0-2	Georgia
4/27	H	W	3-2	Erskine
5/2	H	L	1-2	Guilford
5/3	H	L	2-5	Guilford
5/6	A	W	8-3	Oglethorpe
5/7	A	W	7-3	Oglethorpe
5/9	H	W ⁽⁸⁾	7-0	Furman
5/16	A	W	3-0	Wofford
5/17	A	W	3-2	South Carolina
5/18	A	L ⁽¹²⁾	2-3	South Carolina

1919 (6-15-1)

Head Coach: Jiggs Donahue (2nd)

Date	St	W-L	Score	Opponent
3/25	H	L	0-2	Furman
4/5	A	L	0-5	Georgia Tech ⁽¹⁾
4/5	A	L ⁽⁷⁾	3-9	Georgia Tech ⁽²⁾
4/7	A	L	0-1	Georgia
4/10	A	L	0-9	Georgia
4/12	H	L	4-6	Newberry
4/14	H	L	2-8	Duke
4/15	H	L ⁽¹²⁾	1-3	Duke
4/18	H	L	2-8	Alabama
4/19	H	W ⁽¹¹⁾	4-3	Alabama
4/23	H	L	6-7	Georgia
4/24	H	T ⁽¹¹⁾	2-2	Georgia
4/25	H	L	1-2	South Carolina
4/26	H	W	8-2	South Carolina
4/28	H	L	1-2	Presbyterian
5/1	N1	L	1-6	Erskine
5/6	H	L	7-10	Wofford
5/9	H	W	8-3	The Citadel
5/14	A	L	0-3	Erskine
5/15	A	W	3-1	Newberry
5/16	A	W	4-0	South Carolina
5/17	A	W	1-0	South Carolina

N1 - Anderson, SC

1920 (4-15)

Head Coach: Country Morris (2nd)

Date	St	W-L	Score	Opponent
4/2	H	L	2-6	Georgia
4/3	H	L	0-3	Georgia
4/5	H	L ⁽⁷⁾	0-10	Auburn
4/6	H	L	2-15	Auburn
4/10	A	L ⁽¹²⁾	4-5	Furman
4/15	A	L	0-1	Newberry
4/16	A	W ⁽⁸⁾	14-9	South Carolina
4/17	A	W	14-5	South Carolina
4/23	A	L	1-2	Georgia Tech
4/24	A	L ⁽¹⁰⁾	4-5	Georgia Tech
4/27	H	W	6-2	Presbyterian
4/29	H	L	3-6	Elon
5/1	H	L	0-3	Erskine
5/4	H	L	0-5	Wofford
5/8	A	L	5-7	Presbyterian
5/11	H	W	5-3	South Carolina
5/12	H	L	5-8	South Carolina
5/14	A	L	1-5	Georgia
5/15	A	L	0-8	Georgia

1921 (5-14)

Head Coach: Larry Conover (1st)

Date	St	W-L	Score	Opponent
3/25	H	L ⁽¹⁰⁾	1-2	Georgia
3/26	H	L	2-10	Georgia
4/1	A	L	0-7	Georgia Tech
4/2	A	L	0-10	Georgia Tech
4/5	H	W	3-2	Erskine
4/8	A	L	1-12	Auburn
4/9	A	L	1-12	Auburn
4/13	H	L	1-4	Furman
4/15	N1	L	2-8	Newberry
4/20	A	L	1-2	Furman
4/21	H	L	3-5	Wake Forest
4/26	H	L	4-6	Davidson
4/27	H	W	8-0	Presbyterian
5/4	H	W ⁽¹²⁾	1-0	N.C. State
5/5	H	W	5-0	South Carolina
5/6	A	L	4-7	Wofford
5/7	A	W	6-1	Presbyterian
5/11	A	L	3-5	Erskine
5/12	A	L	0-5	Newberry

N1 - Greenwood, SC

1922 (11-8)

Head Coach: L.V.H. Durfee (1st)

Date	St	W-L	Score	Opponent
3/24	A	L	4-9	Georgia Tech
3/25	A	L	2-6	Georgia Tech
4/1	A	W	7-6	Georgia Tech



The 1914 Clemson team finished the season with a 16-6 overall record despite playing just eight of the 22 games at home.



All-Time Results

4/3	H	W	5-0	Presbyterian
4/6	A	L	1-2	Georgia
4/7	A	L	1-2	Georgia
4/8	H	W	11-3	The Citadel
4/12	N1	W	4-1	Wofford
4/14	H	W	6-0	Erskine
4/15	A	L	1-8	Furman
4/21	A	W	3-0	Presbyterian
4/22	A	W	8-3	Presbyterian
4/26	H	W	3-1	South Carolina
4/27	H	W	4-3	Davidson
5/2	H	W	7-1	Wofford
5/4	N1	W	5-1	Erskine
5/11	H	L	0-4	Furman
5/12	A	L	8-9	Newberry
5/13	A	L	4-8	South Carolina

N1 - Anderson, SC

1923 (12-6-1)

Head Coach: L.V.H. Durfee (2nd)

Date	St	W-L	Score	Opponent
3/30	H	W	8-0	Furman
3/31	A	W	3-0	Furman
4/3	H	W	6-2	Maryland
4/5	H	W	2-0	Erskine
4/6	H	L	2-6	Georgia
4/7	H	W	2-1	Georgia
4/9	H	W	17-1	Presbyterian
4/12	H	L	0-9	Duke
4/14	A	W	6-1	Furman
4/19	A	L	4-6	Alabama
4/23	A	W	4-0	Erskine
4/25	H	L	4-12	Virginia Tech
4/26	H	L	2-3	Davidson
4/27	H	W	4-3	Newberry
4/30	H	T ⁽¹³⁾	3-3	Furman
5/3	H	W	5-3	The Citadel
5/4	A	L	3-0	Newberry
5/7	H	L	0-1	Mississippi College
5/8	H	W	4-1	Mississippi College

1924 (6-10)

Head Coach: L.V.H. Durfee (3rd)

Date	St	W-L	Score	Opponent
3/28	H	L	5-19	Georgia
3/29	H	L	4-11	Georgia
4/15	A	L	1-4	Furman
4/16	H	L	4-7	Presbyterian
4/17	H	W	6-0	South Carolina
4/19	A	L	0-7	Wofford
4/22	N1	L	4-11	Furman
4/26	H	L	1-14	Oglethorpe
4/28	H	L	7-12	Wofford
5/3	H	L	3-7	Furman
5/5	H	W	4-1	Erskine
5/7	A	W	4-1	Erskine
5/8	N2	W	4-1	Presbyterian
5/9	A	L	2-7	Newberry
5/10	A	W	8-7	South Carolina
5/12	N2	W	10-3	The Citadel

\$ - no-hit game; N1 - Anderson, SC; N2 - Laurens, SC

1925 (11-14)

Head Coach: Thomas May (1st)

Date	St	W-L	Score	Opponent
3/20	A	L	0-4	Georgia Tech
3/21	A	L	0-6	Georgia Tech
3/30	A	L	1-7	Georgia
3/31	A	L	0-6	Georgia
4/2	H	W	7-3	North Georgia
4/3	H	L	6-9	North Georgia
4/4	H	W	11-2	North Georgia
4/6	H	W	5-4	Wofford
4/7	H	W	4-2	Wofford
4/11	H	L	3-7	Furman
4/13	H	L	0-5	Michigan
4/14	H	L	1-7	Michigan
4/17	H	W	3-2	Presbyterian
4/18	A	L	2-13	Wofford

4/21	H	W ⁽¹³⁾	9-8	Tennessee
4/22	A	L	4-7	Furman
4/24	H	W	6-2	South Carolina
4/29	A	W ⁽¹²⁾	2-1	Erskine
4/30	N1	L	2-9	Presbyterian
5/1	A	L	8-9	Newberry
5/2	A	L	7-8	South Carolina
5/4	N2	W	7-5	Auburn
5/8	H	L	1-4	Virginia Tech
5/11	H	W ⁽¹⁰⁾	9-8	Erskine
5/13	H	W	6-4	The Citadel

N1 - Laurens, SC; N2 - Anderson, SC

1926 (8-11)

Head Coach: Cul Richards (1st)

Date	St	W-L	Score	Opponent
3/19	A	L	2-5	Georgia Tech
3/20	A	W ⁽¹⁰⁾	6-5	Georgia Tech
3/25	H	L	5-9	Furman
3/27	A	L	1-2	Furman
4/3	A	L	5-6	Wofford
4/7	A	L	0-10	Auburn
4/8	A	L	0-7	Auburn
4/13	H	W ⁽¹⁰⁾	7-6	Presbyterian
4/15	A	W ⁽¹⁰⁾	8-2	Erskine
4/16	A	L	0-4	Newberry
4/17	A	L	0-3	South Carolina
4/21	H	W	11-5	N.C. State
4/22	H	W	9-0	Davidson
4/23	H	W	8-3	The Citadel
4/26	H	W	12-0	Wofford
4/28	N1	L	1-5	Presbyterian
5/3	H	L	0-2	Newberry
5/4	H	L	2-3	Erskine
5/7	H	W	10-3	Duke

N1 - Laurens, SC

1927 (11-13-1)

Head Coach: Tink Gillam (1st)

Date	St	W-L	Score	Opponent
3/18	A	L	5-11	Georgia Tech
3/19	A	L	1-10	Georgia Tech
3/25	H	W ⁽¹⁰⁾	3-2	Erskine
3/28	H	L	7-10	Georgia
3/29	H	L	8-10	Georgia
4/1	A	L	3-6	Oglethorpe
4/2	A	L	1-5	Oglethorpe
4/8	H	W	4-3	South Carolina
4/9	H	W	10-6	Davidson
4/11	H	W	5-4	Newberry
4/13	A	L ⁽¹¹⁾	8-9	South Carolina
4/14	A	W	16-4	Newberry
4/15	A	W	12-4	Presbyterian
4/16	A	W	11-3	Erskine
4/20	H	L	5-11	Auburn
4/22	A	L	4-8	Georgia
4/23	A	L	0-9	# Georgia
4/27	H	W	6-5	Furman
4/28	H	L	6-7	Presbyterian
5/4	A	L	2-6	Auburn
5/5	A	T ⁽⁶⁾	3-3	Auburn
5/9	H	W	7-0	N.C. State
5/10	H	W	4-1	The Citadel
5/12	A	L ⁽¹⁰⁾	1-2	Furman
5/13	H	W	7-4	Wofford

- forfeited game

1928 (12-9-2)

Head Coach: Joe Guyon (1st)

Date	St	W-L	Score	Opponent
3/23	A	L	4-14	Georgia Tech
3/24	A	L	5-7	Georgia Tech
4/2	A	L	2-6	Auburn
4/3	A	T ⁽⁶⁾	6-6	Auburn
4/4	A	W	2-1	Florida
4/5	A	L	6-10	Florida
4/7	A	W	12-6	Mercer
4/12	H	L ⁽⁷⁾	2-4	Michigan ⁽¹⁾
4/12	H	L ⁽⁷⁾	2-6	Michigan ⁽²⁾
4/13	H	W	6-0	South Carolina

4/16	H	W	11-1	Presbyterian
4/17	A	W	6-3	Newberry
4/18	A	T ⁽¹¹⁾	3-3	South Carolina
4/21	A	W	7-3	The Citadel
4/24	A	L	1-4	Erskine
4/26	H	W	6-0	Presbyterian
4/27	H	W	6-2	Newberry
4/30	A	W ⁽¹⁰⁾	8-6	Furman
5/2	H	L	3-11	Auburn
5/3	H	L	6-9	Auburn
5/4	H	W	6-5	Auburn
5/9	H	W	7-2	Furman
5/11	H	W	4-3	Erskine

1929 (15-11-1)

(State Champions)

Head Coach: Joe Guyon (2nd)

Date	St	W-L	Score	Opponent
3/22	A	L	3-5	Georgia
3/23	A	L	2-4	Georgia
4/1	H	L ⁽¹¹⁾	0-2	South Carolina
4/3	A	L	1-2	Wofford
4/5	H	L	3-4	Georgia
4/6	H	W	9-7	Georgia
4/10	H	L	3-10	Michigan
4/11	H	L	4-16	Michigan
4/12	A	L	2-5	Georgia Tech
4/13	A	W	7-4	Georgia Tech
4/15	A	T ⁽¹²⁾	6-6	Auburn
4/16	A	W	4-3	Auburn
4/17	A	L	2-9	Oglethorpe
4/18	A	W	4-2	Oglethorpe
4/20	A	W	10-3	Furman
4/23	H	W	3-0	Newberry
4/24	H	W ⁽¹⁰⁾	6-5	Presbyterian
4/26	H	W	3-0	Erskine
4/27	H	W	6-1	Furman
4/29	H	W	3-2	Wofford
4/30	H	L	4-5	Oglethorpe
5/3	A	W ⁽¹⁰⁾	1-0	Erskine
5/7	A	W	7-1	Presbyterian
5/8	A	W	3-0	Newberry
5/9	A	L	6-8	South Carolina
5/11	A	W ⁽⁷⁾	4-0	The Citadel ⁽¹⁾
5/11	A	W ⁽⁷⁾	6-5	The Citadel ⁽²⁾

1930 (9-14)

Head Coach: Joe Guyon (3rd)

Date	St	W-L	Score	Opponent
3/28	A	L	9-10	Georgia Tech
3/29	A	L	1-4	Georgia Tech
3/31	A	L	3-7	Oglethorpe
4/1	A	L	4-5	Oglethorpe
4/4	A	W	8-5	Wofford
4/5	H	L	4-7	Erskine
4/7	H	L	2-5	Florida

4/8	H	W	9-3	Florida
4/11	H	W	11-5	Wofford
4/15	A	W	4-3	Furman
4/17	H	L	4-8	Newberry
4/19	H	W	4-1	South Carolina ⁽¹⁾
4/19	H	L	2-9	South Carolina ⁽²⁾
4/22	H	W	7-6	Furman
4/26	A	W	9-6	The Citadel
4/28	A	L	2-18	South Carolina
4/29	A	L ⁽¹⁰⁾	3-5	South Carolina
4/30	A	W	15-0	Newberry
5/1	A	L	7-9	Presbyterian
5/2	A	L ⁽¹¹⁾	4-5	Erskine
5/5	H	L ⁽¹¹⁾	3-4	Auburn
5/6	H	L ⁽¹⁰⁾	10-14	Auburn
5/9	N1	W	12-6	The Citadel

N1 - Anderson, SC

1931 (6-2)

Head Coach: Joe Guyon (4th)

Date	St	W-L	Score	Opponent
4/9	H	W	6-3	Newberry
4/30	H	W	14-4	Davidson
5/2	A	L	1-10	South Carolina
5/4	A	W	6-2	The Citadel
5/11	H	W	6-1	The Citadel
5/12	H	W	3-2	The Citadel
5/13	H	W	5-4	South Carolina
5/14	H	L	1-5	South Carolina

Note: Clemson's season was shortened due to an outbreak of meningitis on campus in April.

1932 (14-6)

Head Coach: Jess Neely (1st)

Date	St	W-L	Score	Opponent
3/24	H	L	3-4	Georgia
3/25	H	L	8-11	Georgia
4/4	H	W	9-3	Newberry
4/5	H	L	2-3	Newberry
4/7	A	W	7-1	Presbyterian
4/15	A	L	0-4	South Carolina
4/16	A	W	10-4	South Carolina
4/18	A	W	14-1	Erskine
4/19	A	W ⁽¹⁰⁾	2-1	Erskine
4/21	H	W	14-5	Presbyterian ⁽¹⁾
4/21	H	W ⁽⁷⁾	14-1	Presbyterian ⁽²⁾
4/22	H	W ⁽¹⁰⁾	12-11	Presbyterian
4/26	H	W	13-9	South Carolina ⁽¹⁾
4/26	H	L ⁽⁷⁾	2-5	South Carolina ⁽²⁾
5/3	A	W	10-4	Newberry
5/4	A	L	2-4	Newberry
5/9	H	W	13-10	Erskine
5/10	H	W	3-0	Erskine
5/12	H	W	10-9	South Carolina
5/13	H	W	6-5	South Carolina



College Football Hall of Fame member Jess Neely, pictured above signing a new contract with Frank Howard looking on, had a winning record as the Tigers' head baseball coach between 1932-38.

All-Time Results



The 1942 Tigers went 8-8 in Tom Rogers' second season as head coach, including two wins in two games over South Carolina.

1933 (11-11)

Head Coach: Jess Neely (2nd)

Date	St	W-L	Score	Opponent
3/24	H	L	11-14	Georgia
3/27	H	W ⁽⁶⁾	5-4	Furman
3/28	H	L ⁽⁶⁾	9-11	Furman
3/30	A	L	4-5	South Carolina
3/31	A	L	0-6	South Carolina
4/3	N1	W	11-4	Erskine
4/4	N1	L	4-5	Erskine
4/6	A	W	13-7	Presbyterian
4/7	A	L	3-8	Presbyterian
4/10	H	W	9-2	Newberry
4/11	H	W	6-5	Newberry
4/13	A	L	4-6	Furman
4/14	H	W	4-1	Furman
4/17	H	L	3-4	South Carolina
4/20	A	L	0-3	# Erskine
4/21	H	W	6-3	Erskine
4/25	H	W	15-11	Presbyterian ⁽¹⁾
4/25	H	W ⁽⁷⁾	3-0	Presbyterian ⁽²⁾
4/27	A	L	8-9	Newberry
4/28	A	W	6-1	Newberry
5/1	A	W	9-8	Furman
5/2	H	L ⁽⁷⁾	1-4	Furman

- no-hit game; N1 - Anderson, SC

1934 (8-8-1)

Head Coach: Jess Neely (3rd)

Date	St	W-L	Score	Opponent
3/30	H	L	6-7	Duke
3/31	H	W	10-5	Duke
4/4	H	L	9-11	Newberry
4/5	H	L	7-8	Furman
4/7	H	T ⁽¹¹⁾	7-7	N.C. State
4/9	A	W	15-8	Presbyterian
4/10	A	W	5-3	Erskine
4/12	H	L	1-8	South Carolina
4/21	A	L	7-8	Furman
4/24	H	W ⁽¹²⁾	3-2	Erskine
4/26	H	W	8-2	Presbyterian
4/27	A	L	4-5	Newberry
5/1	H	W	5-0	Wofford
5/2	A	L	4-6	South Carolina
5/3	A	W	9-6	Wofford
5/7	N1	W	5-2	Georgia
5/8	N1	L	3-4	Georgia

N1 - Gainesville, GA

1935 (16-7-1)

(State Champions)

Head Coach: Jess Neely (4th)

Date	St	W-L	Score	Opponent
3/25	H	W	5-0	Michigan State
3/30	A	L	1-5	N.C. State
4/1	A	L	8-12	Duke ⁽¹⁾
4/1	A	W ⁽⁷⁾	3-0	Duke ⁽²⁾

4/5	H	W	4-0	Georgia Tech
4/9	H	W	10-2	Presbyterian
4/12	A	L	0-2	Georgia
4/13	A	W	4-3	Georgia
4/15	A	W	12-3	Wofford
4/16	H	W	5-4	South Carolina
4/19	H	W	7-2	Georgia
4/20	H	W	6-4	Georgia
4/22	H	L	1-7	Newberry
4/24	A	T ⁽¹⁰⁾	4-4	Furman
4/25	H	W	5-1	Wofford
4/26	A	W	10-2	Georgia Tech
4/27	A	L	0-6	Georgia Tech ⁽¹⁾
4/27	A	L ⁽⁷⁾	1-2	Georgia Tech ⁽²⁾
4/30	H	W	5-0	Erskine
5/1	A	W	6-3	Presbyterian
5/2	A	W	4-2	Erskine
5/7	H	W	3-2	Furman ⁽¹⁾
5/7	H	W ⁽⁷⁾	1-0	Furman ⁽²⁾
5/9	A	L	0-2	South Carolina

1936 (6-11)

Head Coach: Jess Neely (5th)

Date	St	W-L	Score	Opponent
3/30	H	L	0-18	Michigan State
4/3	H	L ⁽⁷⁾	0-6	Georgia ⁽¹⁾
4/3	H	L	3-8	Georgia ⁽²⁾
4/11	H	L	3-6	Erskine
4/13	A	L	0-6	Erskine
4/16	H	L	4-9	Cincinnati
4/17	H	W	10-8	Presbyterian
4/20	H	W	7-1	The Citadel
4/21	H	W	6-1	The Citadel
4/24	A	W	7-1	^ South Carolina
4/28	A	L ⁽⁷⁾	2-6	Presbyterian
5/1	H	L	5-12	N.C. State
5/5	H	L	5-6	South Carolina
5/8	A	L	2-6	Georgia
5/9	A	W	5-4	Georgia
5/11	H	W	2-0	Newberry
5/13	A	L	0-3	Newberry

^ - Clemson's first night game

1937 (7-12)

Head Coach: Jess Neely (6th)

Date	St	W-L	Score	Opponent
3/30	H	L	1-8	Ohio
4/2	H	L	1-13	Georgia
4/3	H	W	3-2	Georgia
4/7	A	L	3-23	Erskine
4/9	A	L	0-5	Newberry
4/10	A	L	2-3	Wofford
4/12	A	L	7-10	The Citadel
4/13	A	L	0-3	The Citadel
4/15	A	W	5-4	Presbyterian
4/16	H	L	2-5	Furman
4/20	H	W	6-5	Erskine

4/22	H	L	0-1	Newberry
4/24	H	W	9-4	Wofford
4/27	A	L	3-4	South Carolina
5/3	A	W	11-9	Georgia
5/4	A	W	6-1	Georgia
5/6	A	L	5-6	Presbyterian
5/8	H	L	4-5	South Carolina
5/10	A	W	14-8	Furman

1938 (6-12)

Head Coach: Jess Neely (7th)

Date	St	W-L	Score	Opponent
3/31	A	W	9-5	Wofford
4/4	A	L	5-9	Newberry
4/6	H	W	7-6	Erskine
4/8	A	L	11-14	Georgia
4/11	N1	L	3-4	Erskine
4/13	H	W	4-2	Presbyterian
4/15	H	W	10-8	Newberry
4/16	H	L ⁽¹⁰⁾	5-6	Davidson
4/19	H	L	5-7	Georgia
4/22	A	W	15-5	Presbyterian
4/25	H	L	0-3	The Citadel
4/26	H	L	2-10	The Citadel
4/28	A	L	7-14	Furman
5/2	A	L	2-7	Davidson
5/3	H	L	3-12	South Carolina
5/9	H	W	6-1	Wofford
5/10	A	L	0-3	South Carolina
5/11	H	L	4-6	Furman

N1 - Anderson, SC

1939 (10-7)

Head Coach: Randy Hinson (1st)

Date	St	W-L	Score	Opponent
4/3	A	L	0-6	Georgia
4/4	A	L	4-27	Georgia
4/8	H	W	12-7	Ohio
4/10	H	L	7-11	Georgia
4/14	H	W	4-1	Newberry
4/15	A	L	0-2	Erskine
4/18	A	W	2-0	Wofford
4/20	H	W	10-7	Wofford
4/22	H	W	10-7	Presbyterian
4/27	H	W	9-7	South Carolina
4/29	A	L	2-11	Newberry
5/1	A	W ⁽¹⁰⁾	7-5	South Carolina
5/2	A	W	4-0	The Citadel
5/3	A	L	2-7	The Citadel
5/5	H	L	4-6	Erskine
5/12	A	W	9-7	Furman
5/13	H	W	8-4	Furman

1940 (12-2-2)

Head Coach: Randy Hinson (2nd)

Date	St	W-L	Score	Opponent
3/23	H	W	15-2	Davidson
3/25	H	T ⁽⁷⁾	3-3	Michigan State
4/1	H	W	13-7	Wofford
4/6	A	W ⁽¹⁰⁾	6-5	Erskine
4/11	A	W	7-6	South Carolina
4/15	H	W	11-5	Presbyterian
4/18	A	T	13-13	Furman
4/23	H	L	3-4	Erskine
4/26	H	W	7-1	South Carolina
4/27	A	W	12-1	Presbyterian
4/29	A	W	7-2	Wofford
5/1	H	W	16-9	Furman
5/8	N1	W	12-1	The Citadel
5/9	N1	W	18-12	The Citadel
5/11	H	L	4-10	North Carolina
5/15	A	W	8-5	Davidson

N1 - Sumter, SC

1941 (10-6)

Head Coach: Tom Rogers (1st)

Date	St	W-L	Score	Opponent
3/25	H	L	4-5	Michigan State
4/5	H	L	10-14	Presbyterian
4/8	H	L	7-12	Georgia

4/11	H	W	9-0	Furman
4/12	A	W	3-1	Erskine
4/15	A	L	2-3	Georgia
4/18	A	L	5-7	Furman
4/19	H	W	10-2	Erskine
4/22	H	W	10-1	Wofford
4/25	H	W	3-1	South Carolina
4/26	A	W	24-8	Wofford
4/28	H	W	22-0	Presbyterian
5/3	H	W	11-7	Newberry
5/6	N1	W	8-6	Georgia
5/8	A	L	3-5	South Carolina
5/10	A	W	8-1	Newberry

N1 - Elberton, GA

1942 (8-8)

Head Coach: Tom Rogers (2nd)

Date	St	W-L	Score	Opponent
3/25	H	L	3-5	Duke
3/26	H	L	3-14	Duke
3/28	H	W	14-3	Newberry
4/1	H	L	5-11	Michigan State
4/3	A	W	8-1	Erskine
4/7	A	L	6-13	Georgia
4/10	H	W	18-9	Erskine
4/14	H	W ⁽¹²⁾	9-8	Georgia
4/20	A	L ⁽¹⁰⁾	11-12	Presbyterian
4/22	A	L ⁽¹⁰⁾	3-4	Newberry
4/24	H	W	6-5	South Carolina
4/27	A	L ⁽¹⁰⁾	11-12	Furman
4/30	H	W	10-3	Wofford
5/2	A	W	13-5	Wofford
5/6	H	L	1-7	Furman
5/8	A	W	9-5	South Carolina

1943 (12-3)

Head Coach: Frank Howard (1st)

Date	St	W-L	Score	Opponent
3/31	A	W	12-4	Davidson
4/1	A	W	21-0	Davidson
4/5	H	W	13-12	Newberry
4/8	A	W	21-4	Furman
4/10	A	L	6-8	Newberry
4/14	H	W ⁽⁷⁾	19-3	Davidson
4/15	H	W	13-12	Furman
4/17	H	W	13-12	Presbyterian
4/20	A	W	8-1	Georgia
4/24	A	W	5-4	Georgia Tech
4/28	A	L	4-7	Presbyterian
4/29	H	W	8-2	Furman
5/1	H	W	20-8	Georgia
5/7	H	L	6-14	Georgia Tech
5/8	H	W ⁽¹⁰⁾	11-10	Georgia Tech

1944 (NO TEAM)

1945 (7-6)

Head Coach: Walter Cox (1st)

Date	St	W-L	Score	Opponent
3/31	H	W	14-7	Wofford
4/4	A	W	15-14	Wofford
4/6	A	W	7-5	Newberry
4/7	A	L	0-6	Newberry
4/13	A	L	7-8	Presbyterian
4/20	H	L	2-12	Presbyterian
4/21	H	L	6-12	Presbyterian
4/27	H	W	6-4	South Carolina
4/30	H	W	9-2	Wofford
5/4	A	L	7-11	South Carolina
5/5	A	L	0-4	South Carolina
5/9	A	W	4-2	Wofford
5/11	H	W	3-2	Newberry

1946 (12-5)

Head Coach: Randy Hinson (3rd)

Date	St	W-L	Score	Opponent
3/29	H	W	6-0	# Erskine
4/3	A	L	1-2	South Carolina
4/5	H	W	23-0	Georgia
4/6	H	L	9-16	Georgia



All-Time Results

4/9	H	W	5-4	Davidson
4/12	N1	L ⁽¹⁾	8-9	Georgia
4/13	A	W	10-6	Georgia
4/19	H	W	8-5	Presbyterian
4/20	A	L	5-7	Newberry
4/23	A	W	4-2	Furman
4/26	A	W	5-1	Erskine
4/30	A	W	9-2	Wofford
5/6	H	L	1-6	Newberry
5/7	H	W	8-0	Wofford
5/11	A	W	8-3	Davidson
5/13	H	W	2-1	Furman
5/18	H	W	12-2	South Carolina

- no-hit game; N1 - Thomson, GA

1947 (24-5 Overall; 13-2 SoCon, 1st)

NCAA Southern Champions

NCAA Eastern Finals

Head Coach: Randy Hinson (4th)

Date	St	W-L	Score	Opponent
3/25	H	W	10-9	*N.C. State
3/28	H	W	10-9	*Duke
3/29	H	L	11-13	*Duke
4/3	A	W	8-2	Presbyterian
4/7	H	W	4-3	Wofford
4/8	H	W	2-1	*Davidson
4/11	A	W	4-1	*South Carolina
4/12	A	W	17-8	*South Carolina
4/17	H	W	7-2	Georgia
4/18	A	W	14-4	*The Citadel
4/21	A	L	7-8	Georgia
4/24	H	W	9-4	Newberry
4/26	A	W	10-5	Newberry
4/30	H	W ⁽⁷⁾	8-5	*The Citadel
5/2	A	W	5-4	Erskine
5/3	A	W	11-5	Wofford
5/5	H	W	19-7	*Furman
5/6	A	L	4-7	*Furman
5/9	H	W	3-2	Erskine
5/10	A	W	15-1	*Davidson
5/13	H	W	9-6	*Furman
5/14	A	W	13-3	*Furman
5/23	H	W	17-3	*South Carolina
5/24	H	W	10-8	*South Carolina
6/12	N1	W	8-3	#Auburn
6/13	N1	W	1-0	#Alabama
6/14	N1	L	2-8	#Alabama ⁽¹⁾
6/14	N1	W	4-1	#Alabama ⁽²⁾
6/20	N2	L	3-7	\$Yale

* - SoCon game; # - NCAA Southern Playoffs; \$ - NCAA Eastern Finals; N1 - Charlotte, NC; N2 - New Haven, CT

1948 (14-12-1 Overall; 8-8-1 SoCon)

Head Coach: Walter Cox (2nd)

Date	St	W-L	Score	Opponent
3/22	H	T ⁽¹⁰⁾	8-8	*Virginia Tech
3/24	H	L	3-5	*Duke
3/25	H	L	2-3	*Duke
3/30	H	L	4-5	Ohio
4/1	H	L	1-4	*Washington & Lee
4/5	H	W	5-0	*Davidson
4/9	H	L	1-12	*North Carolina
4/10	A	L ⁽¹⁰⁾	6-7	Davidson
4/12	A	L	2-5	Georgia
4/16	H	L	4-7	*South Carolina
4/17	H	W	11-2	*South Carolina
4/19	H	W	7-6	*Furman
4/23	H	W	9-2	Presbyterian
4/24	A	L	4-5	Newberry
4/28	A	L	8-11	*Furman
4/30	A	W	8-1	Wofford
5/1	A	W	3-1	Erskine
5/3	H	L	1-3	*Furman
5/5	A	W	2-1	Presbyterian
5/7	H	W	16-10	Wofford
5/10	A	W	5-4	*Furman
5/14	H	W	13-9	Newberry
5/15	N1	L	2-8	Erskine
5/18	H	W	4-3	*The Citadel



The 1954 Tigers won the ACC title in the conference's inaugural season by allowing more than four runs in just two games.

5/21	A	W	7-2	*South Carolina
5/22	A	W	6-5	*South Carolina
5/25	A	W	6-4	*The Citadel

* - SoCon game; N1 - Anderson, SC

1949 (11-12 Overall; 10-5 SoCon)

Head Coach: Walter Cox (3rd)

Date	St	W-L	Score	Opponent
3/26	H	W	8-1	*Davidson
3/30	H	W	13-3	*Duke
3/31	H	L	16-18	*Duke
4/1	A	W	4-3	Presbyterian
4/4	H	L	6-12	Georgia
4/9	H	L	5-19	Presbyterian
4/15	A	L	7-9	Florida
4/16	A	L ⁽¹⁰⁾	13-14	Florida
4/18	H	L	18-20	Wofford
4/19	H	W	9-6	*Furman
4/23	A	L ⁽⁷⁾	0-2	*The Citadel ⁽¹⁾
4/23	A	W ⁽⁷⁾	5-0	*The Citadel ⁽²⁾
4/26	A	L	9-10	Newberry
4/27	A	W	16-3	*Furman
5/2	H	W ⁽¹⁰⁾	6-5	*Furman
5/4	A	L	1-3	Wofford
5/6	H	W ⁽¹¹⁾	6-5	*South Carolina
5/10	A	W ⁽¹²⁾	4-3	*Furman
5/13	H	W	10-5	*The Citadel
5/14	H	W	16-4	*The Citadel
5/16	N1	L	1-6	*N.C. State
5/20	A	L	2-4	*South Carolina
5/21	A	L	6-7	*South Carolina

* - SoCon game; N1 - Laurinburg, NC

1950 (20-11 Overall; 13-3 SoCon)

NCAA District III Playoffs

Head Coach: Walter Cox (4th)

Date	St	W-L	Score	Opponent
3/24	H	W	14-12	Michigan State
3/25	H	L	5-18	Michigan State
3/29	H	L	8-9	*Duke
3/30	H	W	17-6	*Duke
4/1	A	W	15-2	Presbyterian
4/6	N1	L	1-2	#Bradley
4/6	A	L	0-6	#Rollins
4/7	N1	W	9-1	#Bradley
4/8	A	W	13-9	#Rollins
4/11	H	W ⁽¹⁰⁾	11-10	Presbyterian
4/12	A	L	5-8	Georgia
4/15	H	W	13-11	*Davidson
4/17	H	W	7-3	Georgia
4/18	H	W	12-0	*Furman
4/21	A	W	16-4	*The Citadel
4/22	A	W ⁽¹⁰⁾	7-5	*The Citadel
4/26	A	W	10-3	*Furman
4/29	A	L	4-6	*Davidson
5/1	H	W	21-6	*Furman
5/5	A	W	14-5	*South Carolina
5/6	A	L	2-10	*South Carolina
5/9	A	W	11-7	*Furman

5/12	H	W	19-10	*The Citadel
5/13	H	W	12-11	*The Citadel
5/15	H	W ⁽¹¹⁾	8-7	*South Carolina
5/16	H	W	18-9	*South Carolina
5/26	N2	L	2-14	+Wake Forest
5/26	N2	W	1-0	+Virginia Tech
5/27	N2	L	2-3	+Maryland
6/8	N3	L	1-6	\$Alabama
6/9	N3	L	2-4	\$Kentucky

* - SoCon game; # - Rollins Invitational; + - SoCon Tournament; \$ - NCAA District III Playoffs; N1 - Winter Park, FL; N2 - Greensboro, NC; N3 - Kannapolis, NC

1951 (18-7 Overall; 16-2 SoCon)

Head Coach: Walter Cox (5th)

Date	St	W-L	Score	Opponent
3/23	A	L	9-10	Rollins
3/24	A	L	2-5	Rollins
3/26	H	L	7-8	Michigan State
3/27	H	L	6-16	Michigan State
4/4	A	W	4-1	Erskine
4/7	A	W	12-5	*Davidson
4/9	H	W	8-6	*South Carolina
4/10	H	W	11-1	*South Carolina
4/14	A	W	15-5	*The Citadel ⁽¹⁾
4/14	A	W ⁽⁷⁾	3-1	*The Citadel ⁽²⁾
4/17	H	W	26-13	*Furman
4/20	H	W	7-6	*The Citadel
4/21	H	W	12-3	*The Citadel
4/25	A	W	10-8	*Furman
4/26	A	W	4-3	*Duke
4/27	A	W	4-3	*North Carolina
4/28	A	L	5-7	*N.C. State
4/30	H	W	6-1	*Furman
5/4	H	W	20-2	*Davidson
5/5	H	L ⁽¹⁰⁾	8-12	*Wake Forest
5/8	A	W	12-2	*Furman
5/11	N1	W	12-4	*South Carolina
5/12	A	W ⁽⁷⁾	16-5	*South Carolina
5/18	N2	W	6-2	+West Virginia
5/19	N2	L	0-5	+Duke

* - SoCon game; + - SoCon Tournament; N1 - Orangeburg, SC; N2 - Greensboro, NC

1952 (10-12 Overall; 10-10 SoCon)

Head Coach: Bob Smith (1st)

Date	St	W-L	Score	Opponent
3/24	H	L	3-13	Michigan State
3/25	H	L ⁽⁸⁾	1-5	Michigan State
3/28	H	L	8-14	*Duke
3/29	H	W	10-9	*Duke
4/2	H	W	21-5	*Davidson
4/4	N1	W	5-2	*South Carolina
4/5	A	L	4-6	*South Carolina
4/7	H	L	5-12	*Wake Forest
4/8	H	L	14-16	*Wake Forest
4/12	A	L	3-4	*Davidson
4/14	A	L	2-6	*Duke

4/15	A	L	7-11	*Wake Forest
4/18	H	L	5-8	*The Citadel
4/19	H	W	14-4	*The Citadel
4/23	H	W	4-2	*Furman
4/25	H	L	3-4	*North Carolina
4/29	A	L ⁽¹⁵⁾	4-5	*Furman
5/3	A	W ⁽¹⁰⁾	6-4	*The Citadel ⁽¹⁾
5/3	A	W ⁽⁷⁾	6-4	*The Citadel ⁽²⁾
5/5	H	W ⁽¹⁰⁾	12-11	*Furman ⁽¹⁾
5/5	H	W ⁽⁷⁾	5-4	*Furman ⁽²⁾
5/9	H	W	3-1	*South Carolina

* - SoCon game; N1 - Orangeburg, SC

1953 (11-6 Overall; 11-6 SoCon)

Head Coach: Bob Smith (2nd)

Date	St	W-L	Score	Opponent
3/24	H	W ⁽⁷⁾	4-3	*The Citadel ⁽¹⁾
3/24	H	W ⁽⁸⁾	11-7	*The Citadel ⁽²⁾
3/26	H	L	4-5	*Duke
4/3	A	L	4-5	*North Carolina
4/4	A	W	8-4	*N.C. State
4/8	A	W	15-1	*Furman
4/10	H	W ⁽⁷⁾	7-0	*Davidson ⁽¹⁾
4/10	H	W	6-4	*Davidson ⁽²⁾
4/13	H	W	13-4	*South Carolina
4/14	H	L	7-9	*South Carolina
4/22	H	W ⁽¹⁴⁾	13-12	*Furman
4/25	A	L ⁽⁷⁾	4-6	*Furman
5/1	N1	W	5-0	*The Citadel
5/2	A	L	1-5	*The Citadel
5/8	A	W	2-0	*South Carolina
5/9	A	L	4-13	*South Carolina
5/11	N2	W	3-1	*Furman

* - SoCon game; # - no-hit game; N1 - Orangeburg, SC; N2 - Anderson, SC

1954 (14-10 Overall; 8-4 ACC, 1st)

ACC Champion

Head Coach: Bob Smith (3rd)

Date	St	W-L	Score	Opponent
3/22	A	W	3-2	Florida
3/23	A	L	9-10	Florida
3/26	N1	W ⁽⁸⁾	7-4	Ohio State
3/26	A	L	0-3	Rollins
3/27	N1	L	5-11	Ohio State
3/29	H	W	19-4	Washington & Lee
3/30	H	W	22-2	Washington & Lee
4/2	H	W	5-1	*N.C. State
4/3	H	W	8-4	*N.C. State
4/8	A	W	5-2	Furman
4/13	A	W	10-1	*South Carolina
4/15	A	W	5-3	*Wake Forest
4/20	A	W	5-0	*Wake Forest
4/23	A	W	5-4	*Duke
4/24	A	L	0-11	*Duke
4/30	H	W ⁽¹⁰⁾	4-3	*North Carolina
5/1	H	L	8-10	*North Carolina
5/4	H	W	2-0	*South Carolina
5/8	A	L	2-3	*Maryland ⁽¹⁾
5/8	A	L	0-3	*Maryland ⁽²⁾
5/12	H	L	9-13	Furman
5/15	N2	W	11-0	Newberry
5/22	H	L	10-11	\$Virginia Tech
5/24	A	L	1-7	\$Virginia Tech

* - ACC game; \$ - NCAA District III Playoffs; N1 - Winter Park, FL; N2 - Joanna, SC

1955 (7-11 Overall; 5-9 ACC, 7th)

Head Coach: Bob Smith (4th)

Date	St	W-L	Score	Opponent
3/29	N1	W	5-3	*Duke
4/2	H	L ⁽⁷⁾	2-3	*N.C. State
4/7	H	W	3-2	*Virginia
4/8	H	W	11-8	*Virginia
4/12	H	L	4-18	*Maryland ⁽¹⁾
4/12	H	L ⁽⁷⁾	2-11	*Maryland ⁽²⁾
4/15	A	L	4-6	Georgia Tech
4/16	A	W	8-4	Georgia Tech
4/19	A	W	7-2	Furman
4/22	A	L	3-10	*Duke

All-Time Results

4/23	A	W	4-3	*North Carolina
4/25	A	L	4-11	*Wake Forest
4/26	A	W	12-10	*N.C. State
4/30	H	L	3-4	*South Carolina
5/6	H	L	11-15	*Wake Forest
5/7	H	L	8-11	*North Carolina
5/11	A	L	2-9	*South Carolina
5/14	H	L	7-8	Furman

* - ACC game; N1 - Anderson, SC

1956 (4-14-2 Overall; 2-10-2 ACC, 7th)

Head Coach: Bob Smith (5th)

Date	St	W-L	Score	Opponent
3/23	H	L	11-13	The Citadel
3/24	H	W	15-14	The Citadel
3/26	H	T	11-11	*Duke
3/30	A	L	3-7	*Virginia
3/31	A	L	6-9	*Virginia
4/2	A	W ⁽¹⁰⁾	6-4	*Maryland
4/9	A	L	4-5	Furman
4/13	H	L	7-10	*N.C. State
4/14	H	T ^(4*)	6-6	*Wake Forest
4/18	H	L	6-21	Georgia Tech
4/20	A	L ⁽⁷⁾	0-6	*Duke ⁽¹⁾
4/20	A	L ⁽⁷⁾	3-8	*Duke ⁽²⁾
4/21	A	L	2-4	*North Carolina
4/25	A	L	1-2	Georgia Tech
4/27	A	W	5-1	*South Carolina
4/30	H	L	9-18	*North Carolina
5/3	H	W	4-2	Furman
5/7	A	L ⁽⁶⁾	0-14	*Wake Forest
5/8	A	L	1-5	*N.C. State
5/11	H	L	3-12	*South Carolina

* - ACC game

1957 (6-12 Overall; 3-11 ACC, 8th)

Head Coach: Bob Smith (6th)

Date	St	W-L	Score	Opponent
3/29	H	L	2-6	*Virginia
3/30	H	W	6-3	*Maryland
4/6	H	W	6-3	Furman
4/9	H	L	2-6	*Duke
4/12	H	L	5-6	*N.C. State
4/13	H	L	6-9	*Wake Forest
4/17	A	L	1-2	*North Carolina
4/19	A	L	2-6	*Duke
4/22	A	L	2-8	*N.C. State
4/23	A	L	1-6	*Wake Forest
4/27	A	L	3-4	*South Carolina
4/29	H	W	4-3	*North Carolina
5/1	A	L	3-5	Furman
5/6	A	W	5-0	Georgia Tech
5/7	H	W ⁽¹⁰⁾	7-6	Georgia Tech
5/10	A	L	2-4	*Maryland
5/11	A	L	3-8	*Virginia
5/14	H	W	10-6	*South Carolina

* - ACC game

1958 (22-8 Overall; 12-3 ACC, 1st)

ACC Champion

College World Series Participant

Head Coach: Bill Wilhelm (1st)

Date	St	W-L	Score	Opponent
3/24	H	W ⁽⁷⁾	7-5	Michigan State
3/27	A	W	9-1	Furman
3/31	A	W ⁽¹¹⁾	5-4	The Citadel
4/2	H	W	23-9	The Citadel
4/3	H	L	2-3	Michigan State
4/4	H	W	10-1	*Virginia
4/5	H	W	6-2	*Maryland
4/8	A	L	1-8	Georgia Tech
4/9	H	W	2-1	*North Carolina
4/14	A	W	10-4	*Virginia
4/15	A	W	13-4	*Maryland
4/16	A	W	6-5	*N.C. State
4/17	H	W	12-8	*Wake Forest
4/21	H	W	5-3	*South Carolina
4/25	A	L	1-2	*North Carolina
4/26	A	L	4-5	*Wake Forest
5/1	A	W	8-1	*Duke

5/3	A	W	15-11	*N.C. State
5/8	H	W	11-6	Furman
5/9	A	W	9-2	*South Carolina
5/12	A	L	1-7	*Duke
5/19	N1	W	4-1	^North Carolina
6/5	N1	L	6-8	\$Florida
6/7	N1	W	4-2	\$George Washington
6/7	N1	W ⁽¹⁰⁾	8-5	\$Florida State
6/9	N1	W	15-14	\$Florida ⁽¹⁾
6/9	N1	W	3-1	\$Florida ⁽²⁾
6/14	N2	W	4-1	!Arizona
6/15	N2	L	4-17	!Holy Cross
6/16	N2	L	3-5	!Western Michigan

* - ACC game; ^ - ACC Playoffs; \$ - NCAA District III Playoffs; ! - College World Series; N1 - Gastonia, NC; N2 - Omaha, NE

1959 (24-8 Overall; 11-5 ACC, 1st)

ACC Champion

College World Series Participant

Ranked #7 by Collegiate Baseball

Head Coach: Bill Wilhelm (2nd)

Date	St	W-L	Score	Opponent
3/23	H	W	8-6	The Citadel
3/26	H	W	6-1	Massachusetts
3/27	H	W	13-1	*Virginia
3/28	N1	W	9-2	*Maryland
3/30	A	W	8-2	Georgia
3/31	H	W	16-8	Adelphi
4/1	H	W	4-3	*Wake Forest
4/3	A	W	11-0	*South Carolina
4/4	A	W	6-4	Furman
4/6	H	L	3-6	*North Carolina
4/7	H	L	7-8	*N.C. State
4/14	A	L	3-7	*Maryland
4/15	A	L	3-4	*Virginia
4/24	A	W	2-1	*North Carolina
4/25	A	W	6-5	*Wake Forest
4/28	H	W	2-1	Georgia
4/30	A	W	12-7	*Duke
5/1	A	L	10-0	*Duke
5/2	A	L	2-9	*N.C. State
5/4	H	W	5-2	Georgia Southern
5/5	H	L	1-2	Georgia Southern
5/8	H	W	10-1	*Furman
5/9	A	W	6-2	Oglethorpe
5/12	H	W	10-1	*South Carolina
5/16	N2	W	4-2	^Wake Forest
5/18	N3	W	9-7	^North Carolina
6/4	N3	W	9-6	\$Georgia Tech
6/5	N3	W	24-2	\$Florida State
6/6	N3	W	5-0	\$Florida State
6/13	N4	L ⁽¹²⁾	2-3	!Arizona
6/14	N4	W	7-1	!Colorado State
6/15	N4	L	0-7	!Penn State

* - ACC game; ^ - ACC Playoffs; \$ - NCAA District III Playoffs; ! - College World Series; N1 - Orangeburg, SC; N2 - Thomasville, NC; N3 - Gastonia, NC; N4 - Omaha, NE

1960 (11-10-1 Overall; 7-6 ACC, 4th)

Head Coach: Bill Wilhelm (3rd)

Date	St	W-L	Score	Opponent
3/21	A	T	7-7	Georgia Southern
3/22	A	W ⁽⁸⁾	15-4	Georgia Southern
3/25	H	L	5-8	The Citadel
3/26	H	W	16-6	The Citadel
3/31	H	W	10-0	Georgia Tech
4/2	H	W	11-10	Georgia
4/8	H	W	15-5	*Virginia
4/9	H	L	5-20	*Maryland
4/15	A	W	4-0	*North Carolina
4/16	A	L	0-5	*N.C. State
4/19	A	W	6-2	*Virginia
4/23	H	W	12-10	*South Carolina
4/25	A	L	1-4	Georgia
5/2	H	W	15-5	*Wake Forest ⁽¹⁾
5/2	H	L ⁽⁷⁾	2-3	*Wake Forest ⁽²⁾
5/3	H	W	6-1	*Duke
5/4	H	W	4-2	*Duke
5/5	A	L	1-2	*South Carolina
5/9	H	L	3-6	*North Carolina
5/10	H	L ⁽¹⁰⁾	7-8	*N.C. State
5/13	H	L	4-6	Furman
5/14	A	L ⁽¹¹⁾	3-4	Furman

* - ACC game

1961 (12-11 Overall; 6-8 ACC, 5th)

Head Coach: Bill Wilhelm (4th)

Date	St	W-L	Score	Opponent
3/24	A	L	4-6	The Citadel
3/25	A	W	6-4	The Citadel
4/1	H	W	9-8	*Maryland
4/1	H	W	23-9	*Virginia
4/4	A	W	5-3	Georgia
4/7	H	L	5-8	*Duke
4/8	H	L	0-5	*Wake Forest
4/11	H	W	14-9	Furman
4/14	H	L	9-17	*North Carolina
4/18	H	W	21-5	*South Carolina
4/21	A	L	7-9	*Maryland
4/22	A	W	10-6	*Virginia
4/25	A	W	3-1	*South Carolina
4/28	A	L	2-9	*North Carolina
4/29	A	L ⁽⁷⁾	1-2	*N.C. State ⁽¹⁾
4/29	A	W	11-6	*N.C. State ⁽²⁾
5/2	A	W	15-5	Georgia Tech
5/5	A	L	3-4	*Wake Forest
5/6	A	L	1-3	*Duke
5/11	H	W	20-2	Rollins

5/12	H	L ⁽⁶⁾	2-4	Rollins
5/13	N1	W	7-4	%North Carolina
5/15	A	L ⁽⁶⁾	4-5	Furman

* - ACC game; % - not counted in ACC standings; N1 - Belmont, NC

1962 (17-8 Overall; 8-6 ACC, T-3rd)

Head Coach: Bill Wilhelm (5th)

Date	St	W-L	Score	Opponent
3/20	A	L	2-10	Georgia
3/23	H	W	17-1	The Citadel
3/24	H	W	22-3	The Citadel
3/30	A	L	8-14	Florida State
4/3	H	W	6-3	Georgia
4/7	H	W	3-2	*Maryland
4/10	H	L	3-4	*Duke
4/14	A	W	3-2	*Maryland
4/16	A	W ⁽⁷⁾	11-2	*Virginia ⁽¹⁾
4/16	A	L	5-7	*Virginia ⁽²⁾
4/19	H	W	14-11	Florida State
4/20	H	W	6-4	*Wake Forest
4/21	A	W	9-6	Georgia Tech ⁽¹⁾
4/21	A	W ⁽⁷⁾	18-4	Georgia Tech ⁽²⁾
4/24	A	W	5-4	*South Carolina
4/27	A	L	5-11	*North Carolina
4/28	A	W	9-2	*N.C. State
5/2	H	W	7-3	Furman
5/4	A	L	4-20	*Wake Forest
5/5	A	L	3-7	*Duke
5/8	H	W	27-17	*South Carolina
5/11	H	W	11-4	*North Carolina
5/12	H	L	0-1	*N.C. State
5/14	N1	W	6-0	%Wake Forest
5/15	A	W	11-1	Furman

* - ACC game; % - not counted in ACC standings; N1 - Belmont, NC

1963 (15-11 Overall; 9-5 ACC, T-2nd)

Head Coach: Bill Wilhelm (6th)

Date	St	W-L	Score	Opponent
3/21	A	L	7-10	Florida State
3/22	A	W	12-7	Florida State
3/23	A	L	3-12	Florida State
3/23	N1	W	17-4	Navy
3/27	A	W	6-4	Georgia Tech
3/29	A	W	7-4	The Citadel
3/30	A	L	3-7	#The Citadel
4/3	H	L	8-10	Georgia Tech
4/8	H	L	6-11	Georgia
4/10	A	L	2-5	Georgia
4/12	A	L	4-5	*Virginia
4/13	A	W	10-4	*Virginia
4/15	A	L	1-2	*Maryland
4/16	A	W ⁽¹³⁾	7-3	*Maryland
4/19	H	W	14-7	*N.C. State



The 1958 Tiger team was the first to reach the College World Series. The squad also captured the ACC Championship with a 12-3 league mark in Bill Wilhelm's first of 36 seasons as head coach in Tigertown.



All-Time Results

4/20	H	W	8-2	*North Carolina
4/23	H	W	9-2	*South Carolina
4/26	A	L	5-14	*Wake Forest
4/27	A	W	5-1	*Duke
5/3	H	W	5-4	*Duke
5/4	H	L	8-14	*Wake Forest
5/7	A	W	6-5	Furman
5/10	A	W	12-11	*N.C. State
5/11	A	L	4-6	*North Carolina
5/14	A	W	5-1†	*South Carolina
5/15	H	W	11-6	Furman

* - ACC game; # - no-hit game; † - Wilhelm's 100th victory; N1 - Tallahassee, FL

1964 (13-13 Overall; 6-7 ACC, T-4th)

Head Coach: Bill Wilhelm (7th)

Date	St	W-L	Score	Opponent
3/19	A	L	5-8	Florida State
3/20	A	W	8-5	Florida State
3/20	N1	L	3-6	Tennessee
3/21	A	L	6-12	Florida State
3/23	H	W	9-3	Yale
3/24	H	W	10-5	Yale
3/27	H	W	9-1	*Virginia
3/28	H	L	9-11	*Virginia
3/30	H	L	3-6	*Maryland
3/31	H	W	11-8	*Maryland
4/1	H	W	11-4	Cornell
4/9	A	W	11-9	Georgia
4/11	H	L	8-10	Georgia
4/14	H	W	22-4	Georgia Tech
4/17	A	L	2-3	*N.C. State
4/18	A	L	3-4	*North Carolina
4/24	A	W	5-3	*Duke
4/25	A	L ⁽¹⁾	3-4	*Wake Forest
4/28	A	W	4-2	*South Carolina
5/1	H	L	0-3	*Wake Forest
5/6	A	W	1-0	Furman
5/8	H	W	9-4	*N.C. State
5/9	H	L	5-12	*North Carolina
5/12	H	W	5-3	*South Carolina
5/13	H	L	9-10	Furman
5/14	A	L	3-4	Georgia Tech

* - ACC game; N1 - Tallahassee, FL

1965 (18-10-2 Overall; 9-5 ACC, 2nd)

Head Coach: Bill Wilhelm (8th)

Date	St	W-L	Score	Opponent
3/20	A	L	0-2	Georgia
3/22	A	W	4-2	The Citadel
3/23	A	W	6-2	The Citadel
3/30	H	L	3-6	Ohio
3/31	H	W ⁽⁷⁾	15-1	Miami (OH)
4/1	H	W	14-0	Miami (OH) ⁽¹⁾
4/1	H	W ⁽⁷⁾	9-0	Miami (OH) ⁽²⁾
4/3	H	W ⁽⁷⁾	4-2	Georgia Tech ⁽¹⁾
4/3	H	T ⁽⁷⁾	6-6	Georgia Tech ⁽²⁾

4/6	H	W	11-9	Furman
4/9	H	W	6-5	*North Carolina
4/10	H	L	5-8	*N.C. State
4/12	H	L	4-8	Georgia
4/16	A	L	1-6	*Maryland
4/17	A	L	1-2	*Maryland
4/20	A	W	5-2	*Virginia ⁽¹⁾
4/20	A	L	0-1	*Virginia ⁽²⁾
4/23	H	W	10-2	*Duke
4/24	H	W	9-5	*Wake Forest
4/26	H	W	9-8	Florida State
4/27	H	L	11-13	Florida State ⁽¹⁾
4/27	H	L ⁽⁵⁾	3-16	Florida State ⁽²⁾
4/30	A	L ⁽¹³⁾	3-4	*North Carolina
5/1	A	W	6-4	*N.C. State
5/4	H	W	18-1	*South Carolina
5/7	A	W	8-0	*Duke
5/8	A	W	2-0	*Wake Forest
5/11	A	T	4-4	Georgia Tech
5/13	A	W	9-3	*South Carolina
5/15	A	W	4-3	Furman

* - ACC game

1966 (20-7-2 Overall; 9-4 ACC, 2nd)

Head Coach: Bill Wilhelm (9th)

Date	St	W-L	Score	Opponent
3/21	H	W	11-0	Virginia Tech
3/22	H	W	9-6	Virginia Tech
3/25	H	W	11-5	The Citadel
3/26	H	W	27-2	The Citadel
3/28	H	T ⁽¹⁰⁾	12-12	Ohio
3/29	H	W	6-4	Ohio
3/30	H	W	8-3	Ohio
4/2	H	W	11-0	*Duke
4/5	H	W	7-3	*Wake Forest
4/8	H	W	11-2	*Maryland
4/9	H	W	12-7	*Maryland
4/11	H	W	8-4	*Virginia
4/12	H	W	18-3	*Virginia
4/15	A	L	1-6	*North Carolina
4/16	A	L	6-7	*N.C. State
4/18	H	W	14-9	Georgia Tech
4/19	A	W	17-9	Georgia
4/23	A	L	5-6	*Wake Forest
4/25	H	W	18-6	Furman
4/26	H	W	11-6	*South Carolina
4/30	H	L ⁽⁶⁾	3-5	*North Carolina
5/12	H	T ⁽⁶⁾	3-3	Georgia
5/16	H	W	8-7	*N.C. State
5/17	A	W	6-3	Furman
5/19	A	W	8-2	*South Carolina
5/20	A	L	1-4	Georgia Tech
5/23	A	L	5-11	Florida State
5/24	A	L	3-4	Florida State
5/25	A	W	4-3	Florida State

* - ACC game

1967 (29-9 Overall; 11-2 ACC, 1st)

ACC Champion

Ranked #7 by Collegiate Baseball

Head Coach: Bill Wilhelm (10th)

Date	St	W-L	Score	Opponent
3/17	H	W	4-1	Kentucky
3/18	H	W	9-0	Kentucky
3/20	H	L	5-6	Tennessee
3/21	H	W	6-2	Tennessee
3/23	H	W	8-1	Rhode Island ⁽¹⁾
3/23	H	L ⁽⁷⁾	4-6	Rhode Island ⁽²⁾
3/24	H	W	8-4	Springfield
3/25	H	W	6-1	Springfield
3/27	H	L	1-4	Massachusetts
3/29	H	W	4-0	Massachusetts ⁽¹⁾
3/29	H	W ⁽⁷⁾	9-4	Massachusetts ⁽²⁾
3/31	H	W	15-2	Davidson
4/4	H	W	10-1	Georgia Tech
4/5	A	W	7-3	Furman
4/7	H	W	6-1	*North Carolina
4/8	H	W	9-6	*N.C. State
4/10	H	L	1-4	Georgia
4/11	A	L	1-4	*South Carolina
4/14	A	W	8-2	*Wake Forest
4/15	A	L	3-10	*Duke
4/17	H	W	6-5	Furman
4/18	H	W	8-1	*South Carolina
5/3	A	W	2-1	Georgia
5/5	H	W	4-0	*Duke
5/6	A	W	3-0	#Georgia Tech
5/8	A	W	2-0	*North Carolina
5/9	A	W	8-5	*N.C. State
5/10	A	W	7-2	*Virginia
5/11	A	W	2-0	*Virginia
5/12	A	W	2-1	*Maryland
5/13	A	W	8-4	*Maryland
5/16	A	L ⁽⁷⁾	2-4	Virginia Tech ⁽¹⁾
6/2	N1	L	3-5	\$Florida State
6/3	N1	W	5-0	\$West Virginia
6/3	N1	W	6-4	\$Florida State
6/5	N1	W	3-2	\$Auburn ⁽¹⁾
6/5	N1	L ⁽¹³⁾	5-6	\$Auburn ⁽²⁾

* - ACC game; # - no-hit game; \$ - NCAA District III Playoffs; N1 - Gastonia, NC

1968 (27-14 Overall; 11-7 ACC, 4th)

Head Coach: Bill Wilhelm (11th)

Date	St	W-L	Score	Opponent
3/13	A	W ⁽⁷⁾	6-3	Mississippi State ⁽¹⁾
3/13	A	W ⁽⁷⁾	2-1	Mississippi State ⁽²⁾
3/14	A	L	0-11	Mississippi
3/15	A	L ⁽⁷⁾	0-6	Mississippi ⁽¹⁾
3/15	A	W ⁽⁷⁾	5-3	Mississippi ⁽²⁾
3/19	H	L ⁽⁷⁾	5-9	Ohio ⁽¹⁾
3/19	H	W ⁽⁷⁾	7-5	Ohio ⁽²⁾
3/20	H	W	5-4	Ohio
3/22	H	L ⁽⁶⁾	2-6	Virginia Tech
3/23	H	W	2-1	Virginia Tech
3/26	H	W	20-4	Furman
3/29	H	W	6-4	*Virginia
3/30	H	W	8-1	Springfield
4/2	H	W ⁽¹¹⁾	3-2	Georgia
4/6	H	W ⁽⁷⁾	11-0	*Wake Forest ⁽¹⁾
4/6	H	W ⁽⁷⁾	9-0	*Wake Forest ⁽²⁾
4/8	H	W ⁽⁷⁾	8-4	Rhode Island ⁽¹⁾
4/8	H	L ⁽⁷⁾	3-6	Rhode Island ⁽²⁾
4/9	H	W	3-2	Rhode Island
4/11	A	W	12-4	Furman
4/12	H	W	14-7	*N.C. State
4/13	H	L ⁽⁷⁾	1-2	*North Carolina ⁽¹⁾
4/13	H	W ⁽⁷⁾	4-0	*North Carolina ⁽²⁾
4/15	H	W	6-3	Georgia Tech
4/16	H	W	6-5†	*South Carolina
4/20	H	W ⁽⁷⁾	3-1	*Maryland ⁽¹⁾
4/20	H	L ⁽⁷⁾	2-7	*Maryland ⁽²⁾
5/2	A	W ⁽¹⁰⁾	2-1	*North Carolina
5/3	A	L ⁽⁷⁾	2-4	*N.C. State ⁽¹⁾
5/3	A	L ⁽⁷⁾	1-6	*N.C. State ⁽²⁾
5/4	A	L	0-7	Georgia Tech

5/6	A	W ⁽¹⁰⁾	3-2	Georgia
5/7	A	W ⁽⁷⁾	1-0	*South Carolina ⁽¹⁾
5/7	A	L ⁽⁷⁾	3-4	*South Carolina ⁽²⁾
5/8	A	W	7-0	East Carolina
5/9	A	W	8-1	East Carolina
5/10	A	W ⁽¹⁰⁾	2-0	*Wake Forest
5/11	A	W ⁽⁷⁾	5-3	*Duke ⁽¹⁾
5/11	A	L ⁽⁷⁾	0-7	*Duke ⁽²⁾
5/13	A	L ⁽¹¹⁾	2-3	George Washington
5/14	A	L	0-1	*Maryland

* - ACC game; † - Wilhelm's 200th victory

1969 (27-17-2 Overall; 12-8-1 ACC, 3rd)

Head Coach: Bill Wilhelm (12th)

Date	St	W-L	Score	Opponent
3/15	H	W	5-4	East Tennessee State ⁽¹⁾
3/15	H	W ⁽⁷⁾	7-2	East Tennessee State ⁽²⁾
3/19	H	L	3-17	Ohio
3/20	H	L ⁽¹¹⁾	5-7	Ohio
3/21	H	W	5-4	Virginia Tech
3/22	H	W ⁽⁷⁾	5-4	Virginia Tech
3/22	H	W	18-1	Kent State
3/24	H	L ⁽⁷⁾	5-9	Kent State ⁽¹⁾
3/24	H	T ⁽⁶⁾	6-6	Kent State ⁽²⁾
3/25	H	W	16-10	Massachusetts
3/26	H	W	13-9	Massachusetts
3/28	H	W ⁽⁷⁾	28-1	Buffalo
3/29	H	W ⁽⁷⁾	15-4	Buffalo ⁽¹⁾
3/29	H	W ⁽⁷⁾	18-4	Buffalo ⁽²⁾
3/30	H	W	10-1	Georgia
4/1	H	W	12-5	Furman
4/4	H	W ⁽⁷⁾	5-3	*N.C. State ⁽¹⁾
4/4	H	W ⁽⁷⁾	3-0	*N.C. State ⁽²⁾
4/5	H	L	5-10	*North Carolina
4/7	A	L	6-13	*Duke
4/8	A	W ⁽⁷⁾	4-3	*Wake Forest ⁽¹⁾
4/8	A	L ⁽⁷⁾	0-11	*Wake Forest ⁽²⁾
4/9	A	W	16-11	Georgia
4/11	H	W ⁽⁷⁾	12-5	*Virginia ⁽¹⁾
4/11	H	W ⁽⁷⁾	9-3	*Virginia ⁽²⁾
4/12	H	W	7-0	*Maryland
4/16	A	T ⁽¹³⁾	4-4	*South Carolina
4/19	H	L	2-6	Florida State ⁽¹⁾
4/19	H	L	1-3	Florida State ⁽²⁾
4/21	H	L	3-4	Georgia Tech
4/23	H	W	14-1	Jacksonville
4/26	A	W	10-3	Furman
5/6	H	L ⁽⁷⁾	1-2	*South Carolina ⁽¹⁾
5/6	H	W ⁽⁷⁾	7-3	*South Carolina ⁽²⁾
5/7	A	L	8-9	Davidson
5/9	H	W	7-6	*Wake Forest
5/10	H	W ⁽⁷⁾	8-5	*Duke ⁽¹⁾
5/10	H	W ⁽⁷⁾	7-2	*Duke ⁽²⁾
5/12	A	L	1-7	*N.C. State
5/13	A	L ⁽⁷⁾	2-5	*North Carolina ⁽¹⁾
5/13	A	W ⁽⁷⁾	7-4	*North Carolina ⁽²⁾
5/14	A	L	2-3	Virginia Tech
5/15	A	L	1-8	Virginia Tech
5/16	A	L	0-2	*Virginia
5/17	A	L ⁽⁷⁾	2-3	*Maryland ⁽¹⁾
5/17	A	W ⁽⁷⁾	7-5	*Maryland ⁽²⁾

* - ACC game

1970 (32-16 Overall; 14-8 ACC, 2nd)

Ranked #18 by Collegiate Baseball

Head Coach: Bill Wilhelm (13th)

Date	St	W-L	Score	Opponent
3/7	H	W ⁽⁷⁾	10-0	*Louisville ⁽¹⁾
3/7	H	W ⁽⁷⁾	8-1	Louisville ⁽²⁾
3/12	A	L	3-13	Florida
3/13	A	L	4-5	Florida
3/14	A	W ⁽⁷⁾	5-2	Florida ⁽¹⁾
3/14	A	W ⁽⁷⁾	6-3	Florida ⁽²⁾
3/16	A	W	5-3	Jacksonville
3/17	A	L	0-4	Jacksonville
3/18	N1	W ⁽⁸⁾	5-4	#Virginia Tech
3/18	A	W ⁽⁷⁾	5-1	#Georgia Southern
3/19	N1	W ⁽⁷⁾	6-3	*Virginia Tech
3/19	A	W	6-2	#Georgia Southern
3/23	H	W	6-5	George Washington



The 1967 Tigers were 29-9 overall and 11-2 in ACC play to win the league title. They also ranked #7 in the final Collegiate Baseball poll.

All-Time Results

3/25	H	L	1-5	Ohio
3/26	H	W ⁽¹⁰⁾	7-6	Ohio
3/27	H	W	14-2	Vermont
3/28	H	W ⁽⁷⁾	8-2	Rider ⁽¹⁾
3/28	H	W ⁽⁸⁾	2-1	Rider ⁽²⁾
4/4	H	W ⁽⁷⁾	2-1	*Wake Forest ⁽¹⁾
4/4	H	W ⁽⁷⁾	5-0	*Wake Forest ⁽²⁾
4/5	H	W	3-1	*Duke
4/7	H	W	17-6	Georgia Tech
4/8	A	W	16-4	Belmont Abbey
4/10	H	W	2-0	*N.C. State
4/11	H	W ⁽⁷⁾	6-4	*North Carolina ⁽¹⁾
4/11	H	W ⁽⁸⁾	5-0	*North Carolina ⁽²⁾
4/14	A	L ⁽⁷⁾	1-2	*South Carolina ⁽¹⁾
4/14	A	W ⁽⁷⁾	2-1	*South Carolina ⁽²⁾
4/15	H	W	4-1	Georgia
4/16	H	W	8-6	Belmont Abbey
4/18	A	L	1-5	*Maryland
4/19	A	W ⁽⁷⁾	5-3	*Virginia ⁽¹⁾
4/19	A	L ⁽⁷⁾	1-5	*Virginia ⁽²⁾
5/5	H	W	4-0	*South Carolina
5/6	A	L ⁽¹²⁾	10-11	Georgia
5/7	A	L	1-7	Georgia Tech
5/9	H	W ⁽⁷⁾	3-1	*Maryland ⁽¹⁾
5/9	H	W ⁽⁷⁾	9-1	*Maryland ⁽²⁾
5/10	H	W	6-2	*Virginia
5/11	A	L	3-5	*North Carolina
5/12	A	W ⁽⁷⁾	7-2	*N.C. State ⁽¹⁾
5/12	A	L ⁽⁷⁾	2-3	*N.C. State ⁽²⁾
5/13	A	L	5-14	Virginia Tech
5/14	A	L	0-1	Virginia Tech
5/15	A	W	9-5	*Wake Forest
5/16	A	L ⁽⁷⁾	1-2	*Duke ⁽¹⁾
5/16	A	L ⁽⁷⁾	1-2	*Duke ⁽²⁾
5/22	N2	L	3-4	*Maryland

* - ACC game; ° - first game played at Doug Kingsmore Stadium; # - Georgia Southern Tournament; ^ - ACC Playoff game; N1 - Statesboro, GA; N2 - Raleigh, NC

1971 (27-14 Overall; 10-5 ACC, 2nd)

Ranked #22 by Collegiate Baseball

Head Coach: Bill Wilhelm (14th)

Date	St	W-L	Score	Opponent
3/6	H	W ⁽⁷⁾	4-0	Louisville ⁽¹⁾
3/6	H	W ⁽⁷⁾	9-2	Louisville ⁽²⁾
3/11	H	L	1-2	East Tennessee State
3/12	H	W	4-3	East Tennessee State
3/15	A	W	10-5	Mississippi
3/16	A	L	4-12	Mississippi
3/17	A	L	1-8	Mississippi
3/18	A	W	6-4	Mississippi State
3/20	A	L ⁽⁷⁾	1-2	Mississippi State ⁽¹⁾
3/20	A	W	10-8	Mississippi State ⁽²⁾
3/22	H	L ⁽¹⁰⁾	2-6	Ohio
3/23	H	L	3-7	Ohio
3/24	H	W	4-3	Ohio
3/28	N1	L	0-3	*N.C. State
3/30	H	L	3-8	Georgia Southern
3/31	H	W	3-0	Georgia Southern
4/3	H	W	2-1	*Wake Forest
4/4	H	W	5-4	*Duke
4/5	A	W ⁽¹⁰⁾	4-1	Belmont Abbey
4/7	A	W	8-4	Georgia
4/10	N2	L	1-2	*North Carolina ⁽¹⁾
4/10	N2	L	1-3	*North Carolina ⁽²⁾
4/11	A	W	4-0	*N.C. State
4/13	A	L	4-8	Georgia Tech
4/14	H	W	10-3	Georgia
4/15	H	W	7-1	Belmont Abbey
4/16	H	W	8-3	Belmont Abbey
4/17	H	W ⁽⁷⁾	11-0	#Florida State ⁽¹⁾
4/17	H	W	12-7	Florida State ⁽²⁾
4/18	H	W	3-2	Florida State
4/21	H	L	1-4	Georgia Tech
4/25	H	W	8-2	*South Carolina
5/4	A	W	8-4	*South Carolina
5/6	H	L	5-16	*Virginia
5/7	H	W	5-2	*Virginia
5/8	H	W ⁽¹⁰⁾	3-2	*Maryland



The 1971 team had a 27-14 overall record and 10-5 ACC mark. The team also was ranked #22 in the final Collegiate Baseball poll.

5/9 H W 4-1 *Maryland

5/12	A	W	5-2	*Duke
5/14	A	W	9-1	*Wake Forest
5/15	A	W ⁽⁷⁾	6-4	Virginia Tech
5/16	N3	L	0-4	^Maryland

* - ACC game; # - no-hit game; ^ - ACC Playoff game; N1 - Columbia, SC; N2 - Durham, NC; N3 - Raleigh, NC

1972 (19-15 Overall; 6-7 ACC, 5th)

Head Coach: Bill Wilhelm (15th)

Date	St	W-L	Score	Opponent
3/4	H	W	10-0	Louisville
3/5	H	W	14-2	Louisville
3/6	H	W	1-0	West Virginia
3/7	H	W	9-1	West Virginia
3/10	A	L	7-11	Florida State
3/11	A	L	3-6	Florida State
3/12	A	L	3-20	Florida State
3/17	N1	W	6-4	% Virginia Tech
3/17	A	W	2-1	% Georgia Southern
3/18	A	L	4-10	% Georgia Southern
3/18	N1	L	3-4	% Virginia Tech
3/20	H	W	2-1	Ohio
3/21	H	L ⁽¹⁰⁾	1-2	Ohio
4/1	A	W ⁽⁷⁾	8-0	*North Carolina ⁽¹⁾
4/1	A	L ⁽⁷⁾	1-3	*North Carolina ⁽²⁾
4/2	A	W	7-2	*N.C. State
4/4	H	W	8-0	South Carolina
4/5	A	L	1-2	South Carolina
4/8	H	W ⁽⁷⁾	2-0	*Wake Forest ⁽¹⁾
4/8	H	W ⁽⁷⁾	4-3	*Wake Forest ⁽²⁾
4/9	H	W ⁽¹¹⁾	1-0	Georgia Tech
4/12	A	W	12-4	Georgia
4/15	H	W ⁽⁷⁾	7-0	*N.C. State ⁽¹⁾
4/15	H	L ⁽⁷⁾	2-3	*N.C. State ⁽²⁾
4/16	H	W ⁽¹²⁾	5-4	*North Carolina
4/18	A	W	12-3	Georgia
4/21	N2	W	5-2	South Carolina
5/2	H	W	4-0	Georgia
5/5	A	L	8-9	*Wake Forest
5/6	A	L ⁽⁷⁾	3-4	*Virginia ⁽¹⁾
5/6	A	L ⁽⁷⁾	2-5	*Virginia ⁽²⁾
5/7	A	L	2-5	*Virginia
5/10	A	L	2-3	*Maryland ⁽¹⁾
5/10	A	L ⁽⁷⁾	0-3	^#Maryland ⁽²⁾

* - ACC game; # - no-hit game; † - Wilhelm's 300th victory; ^ - not counted in ACC standings; % - Georgia Southern Tournament; N1 - Statesboro, GA; N2 - Sumter, SC

1973 (24-16 Overall; 10-2 ACC, T-1st)

Head Coach: Bill Wilhelm (16th)

Date	St	W-L	Score	Opponent
3/9	H	W	7-3	West Virginia
3/13	H	W	5-0	Appalachian State

3/15 H L⁽¹⁰⁾ 4-8 Central Michigan

3/16	H	W ⁽⁸⁾	3-0	# Maryland
3/18	N1	W	8-4	Austin Peay State
3/19	A	L ⁽⁷⁾	1-2	Mississippi State ⁽¹⁾
3/19	A	L ⁽⁷⁾	0-2	Mississippi State ⁽²⁾
3/20	A	L ⁽⁷⁾	3-6	Mississippi ⁽¹⁾
3/20	A	W ⁽⁵⁾	10-4	Mississippi ⁽²⁾
3/21	A	L	3-10	Mississippi
3/22	A	L	1-10	South Alabama
3/23	N2	W	2-0	Yale
3/23	A	L	1-11	South Alabama
3/25	A	W	15-8	Alabama
3/27	A	W	7-0	*Wake Forest
3/28	H	L ⁽⁷⁾	2-8	Western Michigan ⁽¹⁾
3/28	H	W ⁽⁷⁾	10-8	Western Michigan ⁽²⁾
4/3	H	W ⁽⁸⁾	3-0	*North Carolina
4/4	A	W	4-2	South Carolina
4/5	H	W	12-3	Georgia
4/6	H	L ⁽¹⁰⁾	4-6	*Virginia
4/9	H	W	5-3	*Wake Forest
4/10	H	L	1-3	South Carolina
4/11	A	W	6-5	Georgia
4/13	A	W ⁽⁷⁾	8-1	*N.C. State ⁽¹⁾
4/13	A	L ⁽⁷⁾	1-7	*N.C. State ⁽²⁾
4/14	A	W	3-1	*North Carolina
4/15	A	W	11-3	*Virginia
4/16	A	W	10-0	*Maryland
4/17	A	W ⁽⁷⁾	9-7	*Duke ⁽¹⁾
4/17	A	W ⁽⁷⁾	4-3	*Duke ⁽²⁾
4/20	N3	W	10-3	+Wake Forest
4/21	N3	W	3-1	+Virginia
4/22	N3	L ⁽¹⁰⁾	4-8	+N.C. State ⁽¹⁾
4/22	N3	L	2-3	+N.C. State ⁽²⁾
4/23	H	L	5-7	Georgia
4/26	H	W ⁽⁷⁾	2-1	Florida State ⁽¹⁾
4/26	H	L ⁽⁷⁾	1-2	Florida State ⁽²⁾
4/27	H	L	1-9	Florida State
4/28	N4	W	9-5	South Carolina

* - ACC game; # - no-hit game; + - ACC Tournament; N1 - Livingston, AL; N2 - Mobile, AL; N3 - Chapel Hill, NC; N4 - Spartanburg, SC

1974 (23-15 Overall; 10-1 ACC, 1st)

Head Coach: Bill Wilhelm (17th)

Date	St	W-L	Score	Opponent
3/1	A	L	8-9	Georgia Southern
3/2	A	L	2-5	Georgia Southern
3/3	A	L	3-6	Georgia Southern
3/5	H	W	8-1	Mercer
3/6	H	W	12-0	Mercer
3/8	A	L	3-6	Florida State
3/9	A	W	7-5	Florida State
3/10	A	L	3-5	Florida State
3/13	H	L ⁽¹⁰⁾	3-4	Western Carolina
3/15	H	W	3-2	*Maryland
3/17	A	L	6-17	Florida

3/18	A	L	3-10	Florida
3/19	A	W	24-2	Florida
3/20	A	L	5-6	Florida Southern
3/21	A	W	5-2	Florida Southern
3/26	H	W	5-0	East Tennessee State
3/28	H	L	0-3	South Carolina
3/30	H	W	18-1	*North Carolina
3/31	H	W	18-1	*Duke
4/2	H	W	3-0	Georgia
4/3	A	L	7-11	Georgia Tech
4/6	A	W	7-0	*Wake Forest
4/7	A	W	2-1	*N.C. State
4/9	H	W	12-3	Georgia Tech
4/10	A	L	4-5	Georgia
4/12	A	W	3-2	*North Carolina
4/14	A	W	8-5	*Maryland
4/16	H	W	6-3	Georgia
4/17	H	W	10-8	Georgia Tech
4/19	H	W ⁽¹⁶⁾	3-2	*Virginia ⁽¹⁾
4/19	H	L ⁽⁷⁾	1-2	*Virginia ⁽²⁾
4/20	H	W	12-3	*Wake Forest
4/21	H	W	5-0	*N.C. State
4/26	N1	L	2-3	+Virginia
4/27	N1	W	6-4	+North Carolina
4/27	N1	W	9-6	+Virginia
4/28	A	W	12-5	+N.C. State ⁽¹⁾
4/28	A	L	6-8	+N.C. State ⁽²⁾

1975 (33-10 Overall; 10-2 ACC, T-1st)

Ranked #25 by Collegiate Baseball

Head Coach: Bill Wilhelm (18th)

Date	St	W-L	Score	Opponent
3/1	H	W	9-6	Gardner-Webb
3/3	H	W	26-6	West Virginia
3/4	H	W	12-3	West Virginia
3/7	H	W ⁽⁸⁾	4-1	Georgia Southern
3/8	H	W	13-3	Georgia Southern
3/9	H	W	9-2	Georgia Southern
3/14	A	W ⁽⁷⁾	9-4	Alabama
3/14	N1	W ⁽⁷⁾	4-1	Tennessee
3/15	N1	L ⁽⁷⁾	4-8	Tennessee
3/15	A	W ⁽⁷⁾	7-3	Alabama
3/17	A	L	1-2	Birmingham-Southern
3/19	A	W	5-4	Auburn ⁽¹⁾
3/19	A	W	6-4	Auburn ⁽²⁾
3/20	A	W	3-0	Mercer
3/21	A	W	3-2	Mercer
3/23	A	W	11-1	Georgia
3/25	H	W	10-7	Marshall
3/26	H	L ⁽⁷⁾	1-4	Marshall ⁽¹⁾
3/26	H	W ⁽⁷⁾	13-0	Marshall ⁽²⁾
3/28	A	L	3-6	*Maryland
3/31	H	W	4-0	Saint John's
4/1	H	W	8-0	Western Carolina
4/4	H	W	4-2	*Virginia
4/5	H	W	6-5	*N.C. State
4/6	H	L	1-3	*N.C. State
4/8	A	W	10-3	Georgia Tech
4/11	H	W ⁽⁷⁾	6-2	*North Carolina ⁽¹⁾
4/11	H	W ⁽⁷⁾	5-2	*North Carolina ⁽²⁾
4/12	H	W	14-3	*Duke ⁽¹⁾
4/12	H	W	8-1	*Duke ⁽²⁾
4/13	H	W	5-2	*Maryland
4/15	H	W	10-1	Georgia
4/16	A	L	2-6	South Carolina
4/18	A	W	6-3	*Virginia
4/19	A	W	7-2	*Wake Forest
4/20	A	W	6-1	*Wake Forest
4/22	A	W	18-3	Georgia Tech
4/25	A	L	2-7	+North Carolina
4/26	N2	W	15-1	+Wake Forest
4/26	A	W	7-6	+North Carolina
4/27	N2	L	2-3	+N.C. State
5/23	A	L	3-5	\$Eastern Michigan
5/24	N3	L	4-5	\$Penn State

* - ACC game; + - ACC Tournament; \$ - NCAA Mid-East Regional; N1 - Tuscaloosa, AL; N2 - Chapel Hill, NC; N3 - Ypsilanti, MI



All-Time Results

1976 (36-15 Overall; 10-2 ACC, 1st)

ACC Champion

College World Series Participant

Ranked #5 by Collegiate Baseball

Head Coach: Bill Wilhelm (19th)

Date	St	W-L	Score	Opponent
3/1	H	W	3-0	High Point
3/2	H	W ⁽¹⁾	4-3	High Point
3/3	H	W	9-0	Francis Marion
3/5	H	W	6-2	Charleston Southern
3/7	H	W	5-4	James Madison
3/8	A	L	3-4	Georgia
3/10	A	W	9-5	Erskine
3/11	H	W	6-0 †	Maryland
3/13	A	W	6-5	Florida
3/14	A	L	4-5	Florida
3/15	A	L	3-7	Rollins
3/15	A	L ⁽¹⁰⁾	1-3	Stetson
3/16	A	W	7-6	Rollins
3/17	A	W	11-3	Florida Southern
3/18	A	L	1-2	Florida Southern
3/19	A	L	2-16	Jacksonville
3/20	A	L	8-15	Georgia Southern ⁽¹⁾
3/20	A	W	16-12	Georgia Southern ⁽²⁾
3/22	H	L ⁽¹⁴⁾	1-3	Toledo
3/23	H	L	1-4	Toledo
3/24	H	L	4-6	Toledo
3/25	A	W	4-1	Newberry
3/27	H	W	10-6	North Carolina-Wilmington
3/28	H	W	10-2	North Carolina-Wilmington
3/31	N1	W	7-5	*Wake Forest ⁽¹⁾
3/31	N1	W	4-2	*Wake Forest ⁽²⁾
4/2	A	W	10-6	South Carolina
4/3	A	W	7-4	*N.C. State
4/4	A	W	8-0	*N.C. State
4/5	A	W	12-3	Georgia Tech
4/6	H	W	5-2	Georgia
4/8	A	W	20-7	*Duke
4/9	A	L	1-10	*Duke
4/10	A	L ⁽¹⁰⁾	2-3	*North Carolina
4/11	A	W ⁽¹²⁾	3-2	*North Carolina
4/12	A	W ⁽¹¹⁾	12-10	Georgia Tech
4/13	H	L	3-4	South Carolina
4/14	A	W	10-3	Georgia
4/16	H	W	9-0	*Virginia
4/17	H	W	9-0 #	*Virginia
4/18	H	W	8-6	*Maryland
4/21	A	W	10-4	Wofford
4/23	H	W	2-0	+Wake Forest
4/24	H	W	2-1	+Maryland
4/25	H	W	3-2	+Maryland
5/21	N1	W	13-2	\$Furman
5/22	A	W	10-4	\$South Carolina
5/24	N1	W	6-2	\$Furman
6/11	N2	W	9-4	!Auburn
6/13	N2	L ⁽¹⁰⁾	2-3	!Eastern Michigan
6/14	N2	L	6-10	!Arizona

* - ACC game; # - no-hit game; † - Wilhelm's 400th victory; + - ACC Tournament; \$ - NCAA Atlantic Regional; ! - College World Series; N1 - Columbia, SC; N2 - Omaha, NE

1977 (42-10 Overall; 9-1 ACC, 1st)

College World Series Participant

Ranked #5 by Collegiate Baseball

Head Coach: Bill Wilhelm (20th)

Date	St	W-L	Score	Opponent
2/26	A	W ⁽⁷⁾	12-2	Columbus ⁽¹⁾
2/26	A	W ⁽⁷⁾	13-5	Columbus ⁽²⁾
3/1	H	W	10-1	High Point
3/2	H	W	10-0	High Point
3/3	A	W	2-1	Georgia
3/5	H	W	6-0	*Duke
3/8	H	W ⁽⁷⁾	6-2	James Madison ⁽¹⁾
3/8	H	W	10-3	James Madison ⁽²⁾
3/9	H	W	3-0	Mercer
3/10	H	W	8-6	Mercer
3/11	H	W	5-2	Marshall
3/12	A	W	5-2	The Citadel
3/14	A	W	8-0	Charleston Southern



The 1978 team played in the NCAA Atlantic Regional at Miami, FL after winning the ACC regular-season and tournament titles. Head Coach Bill Wilhelm also won his 500th game at Newberry on April 12.

3/15	A	W	3-1	Charleston Southern
3/16	A	W	8-6	Francis Marion
3/17	A	W	8-0	#North Carolina-Wilmington
3/18	A	W	4-1	North Carolina-Wilmington
3/19	A	W	11-6	*Wake Forest
3/20	A	W	13-12	*Wake Forest
3/22	H	W	8-1	Toledo
3/23	H	W ⁽⁷⁾	10-3	Toledo ⁽¹⁾
3/23	H	W ⁽⁷⁾	6-5	Toledo ⁽²⁾
3/24	H	W ⁽¹¹⁾	5-3	Toledo ⁽¹⁾
3/24	H	W ⁽⁵⁾	13-0	Toledo ⁽²⁾
3/26	H	W	3-0	Lewis
3/27	H	W	9-8	Lewis
3/28	H	L	1-2	South Carolina
4/1	H	L	3-6	Newberry
4/2	H	W	7-3	*N.C. State
4/6	H	W	2-0	Georgia
4/7	H	W	13-0	Erskine
4/8	H	W	8-7	Georgia Tech
4/9	H	W	14-0	*North Carolina
4/10	H	W	9-3	*North Carolina
4/12	A	L ⁽⁷⁾	6-7	South Carolina ⁽¹⁾
4/12	A	L ⁽⁷⁾	2-7	South Carolina ⁽²⁾
4/14	A	L ⁽¹⁰⁾	9-12	*Maryland
4/15	A	W	9-6	*Maryland
4/16	A	W	8-3	*Virginia
4/17	A	W	26-4	*Virginia
4/19	A	W ⁽⁶⁾	2-0	Wofford
4/22	H	W	10-3	+N.C. State
4/23	H	L	4-5	+Wake Forest
4/24	H	W	14-6	+N.C. State
4/24	H	L	9-22	+Wake Forest
5/20	N1	W	8-7	\$Mississippi
5/21	A	W	7-2	\$Miami (FL)
5/22	A	L	3-10	\$Miami (FL) ⁽¹⁾
5/22	A	W	10-9	\$Miami (FL) ⁽²⁾
6/10	N2	L	7-10	!Arizona State
6/11	N2	W	13-4	!Temple
6/14	N2	L	0-1	!California State-Fullerton

1978 (39-14 Overall; 10-2 ACC, 1st)

ACC Champion

Ranked #25 by Collegiate Baseball

Head Coach: Bill Wilhelm (21st)

Date	St	W-L	Score	Opponent
2/25	A	W ⁽⁷⁾	10-4	Columbus ⁽¹⁾
2/25	A	W ⁽⁶⁾	9-4	Columbus ⁽²⁾
2/26	A	W	7-6	Valdosta State ⁽¹⁾
2/26	A	L ⁽⁵⁾	1-4	Valdosta State ⁽²⁾
3/4	A	L	2-4	Georgia Southern
3/5	A	L ⁽⁷⁾	1-3	Georgia Southern ⁽¹⁾
3/5	A	W ⁽⁷⁾	5-2	Georgia Southern ⁽²⁾

3/7	H	W ⁽⁷⁾	7-6	James Madison ⁽¹⁾
3/7	H	W ⁽⁶⁾	6-5	James Madison ⁽²⁾
3/12	H	W	8-1	*Wake Forest
3/13	H	W	11-3	*Wake Forest
3/16	H	W	14-4	*Virginia
3/17	H	W	4-3	*Virginia
3/18	A	W	6-1	High Point
3/19	A	W	4-0	*N.C. State
3/20	A	W	25-6	*Duke
3/21	A	W ⁽⁸⁾	15-10	*Duke
3/22	A	L	3-4	East Carolina
3/23	A	W	3-0	East Carolina
3/24	A	L	1-6	*North Carolina
3/28	H	W ⁽¹²⁾	3-2	Lewis
3/29	H	W ⁽⁷⁾	5-0	Lewis ⁽¹⁾
3/29	H	W ⁽⁷⁾	1-0	Lewis ⁽²⁾
3/30	H	W	10-2	Lewis
4/1	A	W	10-2	South Carolina
4/2	A	L	6-10	South Carolina
4/3	H	W	12-3	Western Carolina
4/4	A	L ⁽⁷⁾	2-4	Mercer ⁽¹⁾
4/4	A	L ⁽⁷⁾	4-7	Mercer ⁽²⁾
4/5	A	W ⁽⁷⁾	11-6	Georgia ⁽¹⁾
4/5	A	L ⁽⁷⁾	5-6	Georgia ⁽²⁾
4/6	H	W ⁽⁷⁾	3-2	Charleston Southern ⁽¹⁾
4/6	H	W ⁽⁷⁾	10-3	Charleston Southern ⁽²⁾
4/7	A	W	13-9	Georgia Tech
4/8	H	W ⁽⁷⁾	5-1	Howard ⁽¹⁾
4/8	H	W ⁽⁷⁾	15-7	Howard ⁽²⁾
4/9	H	W	7-6	Howard
4/10	H	L	1-3	Francis Marion
4/12	A	W	6-1	†Newberry
4/13	H	L	1-2	Georgia Tech
4/15	H	W	17-8	*Maryland
4/16	H	W	8-7	*Maryland
4/17	A	L ⁽¹²⁾	9-10	*North Carolina
4/18	A	W ⁽⁸⁾	2-1	*N.C. State
4/22	H	W	12-1	+N.C. State
4/23	H	W	13-0	+Duke
4/24	H	W	7-2	+Wake Forest
4/28	H	W	7-6	North Carolina-Wilmington
4/29	H	W	4-3	North Carolina-Wilmington
4/30	H	W	11-4	South Carolina
5/19	A	W	8-5	\$Miami (FL)
5/20	N1	L	5-9	\$Marshall
5/21	A	L	5-7	\$Miami (FL)

* - ACC game; † - Wilhelm's 500th victory; + - ACC Tournament; \$ - NCAA Atlantic Regional; N1 - Miami, FL

1979 (40-15 Overall; 10-1 ACC, 1st)

ACC Champion

Ranked #9 by Collegiate Baseball

Head Coach: Bill Wilhelm (22nd)

Date	St	W-L	Score	Opponent
2/23	A	L	5-17	Florida

2/26	A	W ⁽⁷⁾	5-0	Valdosta State ⁽¹⁾
2/26	A	W ⁽⁷⁾	6-2	Valdosta State ⁽²⁾
2/28	H	W	12-2	Georgia
3/3	H	W ⁽⁷⁾	2-1	High Point ⁽¹⁾
3/3	H	W ⁽⁷⁾	6-2	High Point ⁽²⁾
3/6	H	W	2-1	East Carolina
3/7	H	W	1-0	East Carolina
3/8	H	W	8-3	Western Carolina
3/10	A	L	2-4	Auburn
3/11	A	L	1-10	#Auburn
3/12	A	L ⁽⁷⁾	1-5	Columbus ⁽¹⁾
3/12	A	W ⁽⁷⁾	11-1	Columbus ⁽²⁾
3/14	H	W	13-1	*Duke
3/15	H	W	6-4	*Duke
3/17	A	W	8-2	Francis Marion
3/18	A	W	17-2	North Carolina-Wilmington
3/19	A	W	8-6	North Carolina-Wilmington
3/20	A	W	10-3	The Citadel
3/21	A	W	6-1	The Citadel
3/22	A	W	17-10	Charleston Southern
3/24	A	W	3-1	South Carolina
3/25	A	L	6-7	South Carolina
3/27	H	W	6-5	*North Carolina
3/28	H	W	7-4	*North Carolina
3/31	H	W	8-1	*N.C. State
4/1	A	W	13-3	Western Carolina
4/5	H	W	11-4	Howard
4/7	A	W	41-9	*N.C. State
4/8	A	W ⁽¹⁶⁾	8-6	*Wake Forest
4/9	A	W	13-7	*Wake Forest
4/10	H	W	12-3	Erskine
4/11	A	W	14-6	Georgia Tech
4/14	H	W	1-0	South Carolina
4/15	H	W	6-3	South Carolina
4/16	A	L	14-15	Georgia
4/18	H	W	20-2	Georgia Tech
4/21	H	L	8-10	Georgia Southern
4/22	H	W ⁽⁸⁾	1-0	Georgia Southern ⁽¹⁾
4/22	H	L ⁽⁸⁾	10-12	Georgia Southern ⁽²⁾
4/25	A	W	10-4	*Virginia
4/28	A	W ⁽⁷⁾	5-3	*Maryland ⁽¹⁾
4/28	A	L ⁽⁷⁾	2-6	*Maryland ⁽²⁾
5/5	A	W	11-5	Appalachian State
5/6	A	W	15-1	Appalachian State
5/7	A	L	8-12	Virginia Tech
5/8	A	W	15-2	James Madison
5/9	A	L	10-11	James Madison
5/10	A	L	4-7	James Madison
5/11	A	W	8-6	East Tennessee State
5/12	A	L	8-13	East Tennessee State
5/18	N1	W	8-4	\$Georgia Southern
5/19	A	L	1-2	\$Miami (FL)
5/20	N1	W	2-0	\$Georgia Southern
5/20	A	L	1-4	\$Miami (FL)

* - ACC game; # - no-hit game; \$ - NCAA Atlantic Regional; N1 - Miami, FL

All-Time Results

1980 (38-21 Overall; 6-5 ACC, 3rd) ACC Champion

College World Series Participant
Ranked #4 by Collegiate Baseball

Head Coach: Bill Wilhelm (23rd)

Date	St	W-L	Score	Opponent
2/21	H	W	8-0	Erskine
2/22	A	L	2-6	Valdosta State
2/23	A	L	3-4	Florida
2/25	A	L	0-6	Florida
2/27	H	W	22-7	Georgia
2/28	H	W	10-2	Western Carolina
3/1	A	W	8-5	Georgia
3/7	H	L	2-3	East Tennessee State
3/9	H	L ⁽¹¹⁾	1-3	East Tennessee State ⁽¹⁾
3/9	H	W ⁽⁷⁾	8-0	East Tennessee State ⁽²⁾
3/10	H	W ⁽⁷⁾	2-0	# North Carolina-Wilmington ⁽¹⁾
3/10	H	L ⁽⁷⁾	1-3	North Carolina-Wilmington ⁽²⁾
3/11	H	W	8-2	North Carolina-Wilmington
3/14	H	W ⁽¹⁰⁾	5-4	*Wake Forest
3/15	A	W	10-7	% Stetson
3/17	N1	L	7-10	% Cincinnati
3/18	A	W	3-2	Rollins
3/19	N1	W	5-0	Cornell
3/20	N1	W	8-2	% Cincinnati
3/21	A	L	1-5	Rollins
3/22	N1	L ⁽¹⁰⁾	6-7	% Cornell
3/25	H	W	4-1	Ohio State
3/26	H	W	2-0	Ohio State
3/27	H	W ⁽⁷⁾	6-0	Ohio State ⁽¹⁾
3/27	H	W ⁽⁷⁾	8-3	Ohio State ⁽²⁾
3/31	H	W	12-1	Howard
4/1	H	W	4-2	Howard
4/3	H	W	18-1	*Georgia Tech
4/5	H	L	3-14	*North Carolina
4/6	H	L	3-6	*N.C. State
4/7	H	W	3-2	Francis Marion
4/9	A	L	10-12	*Georgia Tech
4/10	A	W	14-8	Western Carolina
4/11	A	L	4-5	*Wake Forest
4/12	A	L	3-4	*North Carolina
4/15	H	W	9-3	South Carolina
4/16	H	W	4-3	South Carolina
4/17	H	W	3-1	*Virginia
4/18	H	W	6-5	*Virginia
4/19	H	W	1-0	*Maryland
4/20	H	W	5-2	*Maryland
4/22	N2	W	4-0	+Wake Forest
4/24	N2	W	9-4	+Maryland
4/25	A	W	5-4	+N.C. State
4/26	N2	W	12-3	+North Carolina
5/3	H	L	2-4	Virginia Tech
5/4	H	W	8-0	Virginia Tech
5/5	A	W	13-3	Georgia Southern
5/6	A	W ⁽¹⁰⁾	10-8	Georgia Southern
5/7	A	L	5-14	Georgia Southern
5/8	A	L	7-13	Tennessee
5/9	A	W	11-3	Tennessee
5/10	A	L	1-6	South Carolina
5/11	A	L	1-4	South Carolina
5/22	H	W	22-4	\$ East Tennessee State

5/24	H	W	6-2	\$South Carolina
5/25	H	W	17-12	\$South Carolina
5/31	N3	L	5-13	!Miami (FL)
6/1	N3	L	4-6	!California

* - ACC game; # - perfect, no-hit game; % - Rollins Invitational; + - ACC Tournament; \$ - NCAA Atlantic Regional; ! - College World Series; N1 - Winter Park, FL; N2 - Raleigh, NC; N3 - Omaha, NE

1981 (34-24 Overall; 10-4 ACC, T-1st) ACC Champion

Head Coach: Bill Wilhelm (24th)

Date	St	W-L	Score	Opponent
2/20	A	W	6-0	The Citadel
2/21	A	W	6-3	The Citadel
2/26	A	L	1-8	Florida
2/27	A	L	4-5	Florida
2/28	A	L	8-9	Florida State
3/1	A	L	7-11	Florida State
3/2	A	L	4-7	Valdosta State
3/3	A	W	6-1	Valdosta State
3/5	A	W	19-16	Georgia
3/6	H	W ⁽¹⁰⁾	7-6	Western Carolina
3/7	H	W	16-1	Appalachian State
3/8	H	L	4-10	Appalachian State
3/9	H	W	18-3	Marshall
3/10	H	W	2-0	Howard
3/11	H	W	15-1	Howard
3/12	H	W	7-4	*Duke
3/13	H	W	8-7	*Duke
3/14	A	W	9-5	†Winthrop
3/15	A	W	10-2	Francis Marion
3/16	A	L	8-9	North Carolina-Wilmington
3/17	A	W ⁽¹⁰⁾	3-2	North Carolina-Wilmington
3/18	A	W	14-4	East Carolina
3/19	A	L	1-4	East Carolina
3/20	A	L	6-7	*Wake Forest
3/21	A	L	7-10	*North Carolina
3/23	H	W	4-2	Ohio State
3/24	H	L ⁽¹¹⁾	7-8	Ohio State
3/25	H	W	5-3	Tennessee
3/26	H	L	4-10	Tennessee
3/27	H	L ⁽¹¹⁾	5-6	Georgia Southern
3/28	H	W	6-0	Georgia Southern
3/29	H	L	7-8	Georgia Southern
3/31	H	L	2-3	Georgia
4/1	H	W	6-4	*Georgia Tech
4/2	H	W	6-4	Winthrop
4/3	A	L	2-6	South Carolina
4/4	A	L	7-12	South Carolina
4/5	H	W ⁽¹¹⁾	6-5	*Wake Forest
4/6	A	W	13-1	Erskine
4/7	A	W	10-5	*Georgia Tech
4/8	A	L	20-22	Georgia
4/11	H	W ⁽⁷⁾	6-1	*N.C. State ⁽¹⁾
4/11	H	W ⁽⁷⁾	2-0	*N.C. State ⁽²⁾
4/12	H	W	6-2	*North Carolina
4/13	H	W ⁽¹¹⁾	5-4	South Carolina
4/14	H	L	2-12	South Carolina
4/16	A	L	11-21	*Maryland

4/17	A	L	6-10	*Maryland
4/18	A	W	11-7	*Virginia
4/19	A	W	11-5	*Virginia
4/22	N1	W ⁽¹⁰⁾	7-6	+Georgia Tech
4/23	N1	L	0-1	+Duke
4/24	N1	W ⁽¹⁰⁾	6-5	+Wake Forest
4/25	A	W	7-4	+North Carolina
4/25	N1	W	9-2	+Duke
4/26	A	W	7-5	+North Carolina
5/22	H	L	2-7	\$Wichita State
5/23	H	L	1-2	\$East Tennessee State

* - ACC game; † - Wilhelm's 600th victory; + - ACC Tournament; \$ - NCAA Atlantic Regional; N1 - Chapel Hill, NC

1982 (37-22 Overall; 10-2 ACC, 1st)

Head Coach: Bill Wilhelm (25th)

Date	St	W-L	Score	Opponent
2/24	A	W	7-0	Florida
2/25	A	W	14-5	Florida
2/26	A	W	12-7	Florida
2/27	A	W ⁽⁷⁾	10-5	Valdosta State ⁽¹⁾
2/27	A	W ⁽⁷⁾	1-0	Valdosta State ⁽²⁾
2/28	A	W ⁽⁷⁾	8-3	Valdosta State ⁽¹⁾
2/28	A	W ⁽⁷⁾	3-0	Valdosta State ⁽²⁾
3/2	H	L	3-7	Georgia
3/3	H	W	6-2	Campbell
3/4	H	W	11-1	Campbell
3/5	H	W	5-0	#Western Carolina
3/6	H	W	20-7	The Citadel
3/8	H	W	2-1	East Carolina
3/9	H	W	6-3	East Carolina
3/10	H	W	6-3	North Carolina-Wilmington
3/11	H	W	7-1	Marshall
3/12	H	W	12-5	Marshall
3/14	H	W	13-1	*Wake Forest
3/17	A	W	9-6	*N.C. State
3/18	A	L ⁽¹⁰⁾	4-5	*North Carolina
3/19	A	W	5-3	*Duke
3/22	H	W	14-2	Howard
3/23	H	W	17-4	Howard
3/24	H	L	2-7	Ohio State
3/25	H	W	7-1	Ohio State
3/27	H	W	7-2	Francis Marion
3/28	A	L	6-7	Winthrop
3/29	A	L	3-10	Western Carolina
3/31	H	W	17-4	*Georgia Tech
4/1	H	L	1-8	Florida State
4/2	H	L ⁽⁷⁾	6-7	Florida State
4/3	H	W	10-7	*North Carolina
4/4	H	L	13-16	*N.C. State
4/6	A	L	10-11	Georgia
4/7	A	W	10-2	*Georgia Tech
4/11	H	W	4-1	South Carolina
4/12	H	L	4-5	South Carolina
4/13	H	L	5-8	Georgia
4/15	H	W	15-2	*Maryland
4/16	H	W ⁽¹³⁾	4-3	*Maryland
4/17	H	W	9-1	*Virginia
4/18	H	W	18-6	*Virginia
4/21	N1	W	10-9	+Duke
4/22	N1	W	16-2	+Georgia Tech
4/23	N1	L	4-6	+Virginia
4/24	A	L	0-3	+North Carolina
5/4	A	L	7-9	Alabama
5/5	A	L	1-7	Alabama
5/6	A	L	7-8	Alabama
5/8	A	L ⁽¹¹⁾	6-7	Auburn ⁽¹⁾
5/8	A	W	22-10	Auburn ⁽²⁾
5/9	A	L ⁽¹²⁾	0-9	^Auburn
5/10	A	L	3-5	Troy
5/11	A	W	4-0	Troy
5/13	A	W	25-5	Georgia Southern
5/14	A	L	6-7	Georgia Southern
5/15	A	W	12-2	Georgia Southern
5/16	A	L	5-11	South Carolina
5/17	A	L	1-4	South Carolina

* - ACC game; # - no-hit game; + - ACC Tournament; ^ - forfeited game (score 7-7 in the top of 12th inning); N1 - Chapel Hill, NC

1983 (30-20-1 Overall; 6-5 ACC, 3rd)

Head Coach: Bill Wilhelm (26th)

Date	St	W-L	Score	Opponent
2/19	A	L	1-3	The Citadel
2/20	A	L	2-6	The Citadel
2/24	H	W	11-2	Winthrop
2/26	A	L	2-5	Florida
2/27	A	L	2-4	Florida
3/1	A	L ⁽¹⁴⁾	4-5	Florida State
3/2	A	T ⁽¹⁰⁾	3-3	Florida State
3/4	H	W	8-0	South Carolina
3/5	H	L	2-4	Old Dominion
3/6	H	W	9-2	*Duke
3/7	H	W	4-3	*Duke
3/8	H	L	5-6	Alabama
3/9	H	L	4-7	Alabama
3/10	H	W	8-2	Furman
3/12	A	W	20-8	Francis Marion
3/13	A	W	11-7	Wingate
3/14	A	W	3-0	North Carolina-Wilmington
3/15	A	W	12-5	North Carolina-Wilmington
3/16	A	L	4-9	North Carolina-Wilmington
3/20	A	L ⁽⁷⁾	2-5	*Maryland ⁽¹⁾
3/20	A	W ⁽⁷⁾	8-3	*Maryland ⁽²⁾
3/22	A	W	11-2	Furman
3/23	H	W	10-1	Ohio State
3/25	H	W ⁽⁷⁾	4-3	Georgia Southern ⁽¹⁾
3/25	H	W ⁽⁷⁾	1-0	Georgia Southern ⁽²⁾
3/26	H	W	8-4	*Wake Forest
3/26	H	W ⁽⁶⁾	5-4	Georgia Southern
3/29	H	W	4-2	East Tennessee State
3/30	H	W	2-0	East Tennessee State
3/31	H	W	4-2	East Tennessee State
4/3	A	L	4-6	*N.C. State
4/5	H	W ⁽⁸⁾	8-3	Western Carolina
4/6	A	W	13-7	Georgia
4/7	A	L ⁽¹⁰⁾	6-7	*Georgia Tech
4/10	H	L	4-8	*N.C. State
4/11	A	W	16-0	Erskine
4/12	A	L	5-11	Georgia
4/14	A	W	8-1	*Virginia
4/16	A	L	2-7	*Wake Forest
4/17	H	W	19-6	*Georgia Tech
4/20	N1	W	12-5	+Virginia
4/21	N1	W	8-1	+N.C. State
4/22	A	L	5-6	+North Carolina
4/24	N1	W	14-7	+Duke
4/24	A	W	5-2	+North Carolina
4/25	A	L	1-10	+North Carolina
4/26	H	L ⁽⁸⁾	3-8	South Carolina
4/27	H	W	6-3	Georgia
4/29	A	L	7-13	Western Carolina
4/30	A	W	8-1	South Carolina
5/1	A	L	3-4	South Carolina

* - ACC game; + - ACC Tournament; N1 - Chapel Hill, NC

1984 (38-17 Overall; 12-2 ACC, T-1st)

Head Coach: Bill Wilhelm (27th)

Date	St	W-L	Score	Opponent
2/24	A	L	11-17	Georgia Southern
2/25	A	W	10-3	Georgia Southern
2/26	A	W	10-5	Georgia Southern
2/28	H	L ⁽⁷⁾	2-5	Ball State ⁽¹⁾
2/28	H	L ⁽⁷⁾	4-5	Ball State ⁽²⁾
2/29	H	W	9-1	Ball State
3/1	H	L	3-6	Old Dominion
3/2	H	W	6-3	Old Dominion
3/3	A	W	11-4	*Duke
3/4	A	W	7-1	*Duke
3/6	H	L ⁽⁷⁾	4-7	The Citadel ⁽¹⁾
3/6	H	W ⁽⁷⁾	6-0	#The Citadel ⁽²⁾
3/7	H	W	2-1	North Carolina-Wilmington
3/8	H	L	5-8	North Carolina-Wilmington
3/9	H	W	5-4	*Maryland
3/10	H	W	5-2	*Maryland
3/11	H	L	6-9	Georgia
3/12	H	W	8-1	†Marshall
3/14	H	W ⁽⁷⁾	7-3	Marshall ⁽¹⁾
3/14	H	W ⁽⁷⁾	6-0	Marshall ⁽²⁾



The 1980 Tigers had a #4 final ranking by Collegiate Baseball after advancing to the College World Series for the fifth time.



All-Time Results

3/15	H	W	6-2	*Virginia
3/16	H	W	7-2	*Virginia
3/17	H	L	3-7	Virginia Tech
3/18	H	W	6-2	Virginia Tech
3/19	H	W	8-0	Virginia Tech
3/21	A	L	4-8	Alabama
3/22	A	W ⁽⁷⁾	4-1	Alabama ⁽¹⁾
3/22	A	L ⁽⁷⁾	1-3	Alabama ⁽²⁾
3/23	A	W	11-4	Mississippi
3/24	A	W	4-2	Mississippi
3/25	A	W ⁽¹¹⁾	3-1	Mississippi
3/28	H	W	5-1	*Georgia Tech
3/29	H	W	13-0	Florida State
3/30	H	W	13-3	Florida State
3/31	H	L	2-5	*N.C. State
4/1	H	L	1-3	*North Carolina
4/5	H	W	5-3	Western Carolina
4/6	A	W	13-1	*Wake Forest
4/7	A	W	15-7	*N.C. State
4/8	A	W	5-1	*North Carolina
4/10	H	L	7-9	Furman
4/11	A	W	7-2	*Georgia Tech
4/12	A	L	2-9	Western Carolina
4/13	A	W	10-1	South Carolina-Aiken
4/14	H	W	9-3	*Wake Forest
4/15	A	W	6-0	Winthrop
4/16	H	W	19-0	Augusta
4/18	N1	L	5-8	+Duke
4/19	N1	W	7-6	+Virginia
4/20	N1	W	12-1	+Maryland
4/21	N1	L	6-7	+North Carolina
4/24	A	L	11-14	Georgia
4/25	H	W	5-2	Georgia
4/26	H	W	11-1	Erskine
4/28	A	W	11-5	Vanderbilt

* - ACC game; # - no-hit game; † - Wilhelm's 700th victory; + - ACC Tournament; N1 - Durham, NC

1985 (36-30-1 Overall; 9-4 ACC, T-1st)

Head Coach: Bill Wilhelm (28th)

Date	St	W-L	Score	Opponent
2/16	A	L ⁽¹⁰⁾	9-10	The Citadel
2/17	A	W	12-5	The Citadel
2/23	A	W ⁽⁸⁾	5-3	Valdosta State ⁽¹⁾
2/23	A	L ⁽⁷⁾	3-10	Valdosta State ⁽²⁾
2/25	A	W ⁽⁷⁾	9-0	Valdosta State ⁽¹⁾
2/25	A	W ⁽⁷⁾	6-5	Valdosta State ⁽²⁾
2/28	H	L	3-4	Charlotte
3/2	A	L ⁽⁷⁾	2-11	North Carolina-Wilmington ⁽¹⁾
3/2	A	W ⁽⁷⁾	9-4	North Carolina-Wilmington ⁽²⁾
3/3	A	L	5-8	North Carolina-Wilmington
3/5	H	W	5-0	*Duke
3/6	H	W	11-2	*Duke
3/7	H	L	4-6	Old Dominion
3/8	H	W	8-2	Old Dominion
3/9	A	W ⁽¹⁰⁾	4-3	Charlotte
3/10	A	W	11-4	Francis Marion
3/11	A	L	7-8	Campbell
3/12	A	L	6-10	East Tennessee State
3/13	A	W	15-4	East Tennessee State
3/15	A	T ⁽⁸⁾	4-4	Virginia Tech
3/16	A	L	7-14	Virginia Tech
3/17	A	L	6-20	Virginia Tech
3/18	H	W	3-1	Georgia Southern
3/19	H	W	11-4	Georgia Southern
3/20	H	W	4-3	Kentucky
3/22	H	L	3-7	Kentucky
3/23	A	W	10-9	*Wake Forest
3/24	A	W	7-4	*Wake Forest
3/25	A	W	19-10	Furman
3/26	A	L	11-14	Georgia
3/28	A	L	1-19	*Virginia
3/30	A	W ⁽⁷⁾	7-1	*Maryland ⁽¹⁾
3/30	A	W ⁽⁷⁾	6-0	*Maryland ⁽²⁾
4/1	H	W	16-8	Alabama
4/2	H	W ⁽⁸⁾	5-4	Alabama ⁽¹⁾
4/2	H	L ⁽⁷⁾	5-9	Alabama ⁽²⁾
4/3	H	W	4-2	*Georgia Tech
4/5	H	W	3-2	†North Carolina



The 1986 team was the first of 17 straight Tiger squads to win at least 40 games when it went 42-21 after starting the season 13-11.

4/6	H	W	7-1	*N.C. State
4/7	H	W	13-5	Winthrop
4/9	H	W	3-2	Appalachian State
4/10	A	L	8-9	*Georgia Tech
4/12	A	W	17-0	Davidson
4/13	A	L	3-10	*North Carolina
4/14	A	L	4-9	*N.C. State
4/17	N1	W	17-12	+Maryland
4/18	N1	W	3-2	+North Carolina
4/19	A	L	9-12	+Georgia Tech
4/20	N1	W	10-8	+Virginia
4/20	A	L	5-7	+Georgia Tech
4/23	A	W	9-2	Western Carolina
4/24	A	L	4-11	Georgia
4/25	A	W	6-5	Erskine
4/26	A	L	2-14	South Carolina
4/27	A	L	6-11	South Carolina
4/28	A	L	5-6	South Carolina
4/29	H	W	16-5	South Carolina-Aiken
4/30	H	L	3-4	Georgia
5/10	H	L	2-5	Florida International
5/11	H	W	4-3	Florida International
5/13	H	W	13-1	^Furman
5/14	H	L	6-12	South Carolina
5/15	H	L	6-8	South Carolina
5/16	H	L	3-8	South Carolina
5/17	N2	L	4-10	New Orleans
5/18	N2	W	12-3	New Orleans
5/19	N2	L ⁽⁸⁾	3-8	New Orleans

* - ACC game; † - Wilhelm's 750th victory; + - ACC Tournament; ^ - first night game ever played at Clemson; N1 - Atlanta, GA; N2 - Greenville, SC

1986 (42-21 Overall; 9-4 ACC, 3rd)

Head Coach: Bill Wilhelm (29th)

Date	St	W-L	Score	Opponent
2/15	A	W	12-5	Coastal Carolina
2/16	A	L	3-9	Coastal Carolina
2/21	A	L	3-9	Georgia Southern
2/22	A	W	12-9	Georgia Southern
2/23	A	W ⁽¹⁰⁾	12-10	Georgia Southern
2/28	H	W	12-2	Vanderbilt
3/1	H	L	3-6	Vanderbilt
3/2	H	L	6-11	Appalachian State
3/3	H	W	13-5	The Citadel
3/4	H	W	16-5	The Citadel
3/5	H	W	5-4	Old Dominion
3/7	H	W	18-8	Francis Marion
3/8	H	L	5-7	Campbell
3/9	H	W	9-4	Winthrop
3/11	H	L	1-2	Old Dominion
3/12	H	W	15-4	*Virginia
3/15	A	W ⁽¹²⁾	8-7	New Orleans
3/16	A	L	8-11	New Orleans
3/17	A	L	7-8	New Orleans
3/18	A	W	11-7	South Alabama
3/19	A	W	10-7	South Alabama

3/21	A	L	1-5	Auburn
3/22	A	L ⁽⁷⁾	2-5	Auburn ⁽¹⁾
3/22	A	L ⁽⁷⁾	8-9	Auburn ⁽²⁾
3/23	A	W	14-11	Auburn
3/25	H	W	9-2	Illinois
3/26	H	W	6-5	Illinois
3/27	H	W	23-8	*Maryland
3/28	H	W	9-2	*Maryland
3/29	H	W	7-1	*Wake Forest
3/30	H	W	22-2	*Wake Forest
4/1	A	W	9-7	Furman
4/2	H	W	5-4	Georgia
4/4	A	W	8-0	Western Carolina
4/5	A	W	6-1	*Duke
4/6	A	W	15-1	*Duke
4/9	A	L	6-13	Georgia
4/10	H	W	18-2	Georgia
4/12	A	L	8-12	*N.C. State
4/13	A	L	8-9	*North Carolina
4/15	H	W	14-1	East Tennessee State
4/16	H	W	6-3	Furman
4/17	H	W	13-7	Western Carolina
4/18	H	W	14-7	Davidson
4/19	H	W	6-2	*North Carolina
4/20	H	L	2-6	*N.C. State
4/22	A	W	6-3	*Georgia Tech
4/24	H	W	9-7	Charlotte
4/25	H	W	16-5	South Carolina
4/26	H	W	9-5	South Carolina
4/27	H	L ⁽¹²⁾	4-9	South Carolina
5/3	A	W	14-11	South Carolina
5/4	A	L	0-5	South Carolina
5/5	A	W	7-6	†South Carolina
5/6	A	W	14-7	Augusta
5/7	H	L	0-7	*Georgia Tech
5/9	N1	L	5-6	Miami (FL)
5/10	N1	W	7-4	Miami (FL)
5/11	N1	W	9-5	Miami (FL)
5/14	N2	W ⁽¹⁴⁾	6-5	+Wake Forest
5/15	N2	L	5-16	+Georgia Tech
5/16	N2	W ⁽¹⁰⁾	7-2	+Maryland
5/17	N2	L	4-6	+N.C. State

* - ACC game; † - Wilhelm's 800th victory; + - ACC Tournament; N1 - Greenville, SC; N2 - Durham, NC

1987 (54-14-1 Overall; 16-5 ACC, 2nd)

Ranked #10 by Baseball America

Ranked #10 by Collegiate Baseball

Head Coach: Bill Wilhelm (30th)

Date	St	W-L	Score	Opponent
2/23	A	W ⁽⁷⁾	9-3	The Citadel ⁽¹⁾
2/23	A	W ⁽⁷⁾	12-0	The Citadel ⁽²⁾
2/25	H	W	8-1	Western Carolina
3/1	H	W ⁽⁸⁾	7-6	Appalachian State ⁽¹⁾
3/1	H	W ⁽⁷⁾	1-0	Appalachian State ⁽²⁾
3/2	H	W ⁽⁷⁾	8-7	North Carolina-Wilmington ⁽¹⁾
3/2	H	W ⁽⁷⁾	4-0	North Carolina-Wilmington ⁽²⁾

3/3	H	W	9-8	Old Dominion
3/4	H	W	4-1	Old Dominion
3/5	H	L	3-10	Georgia Southern
3/6	H	W	8-2	Georgia Southern
3/7	H	W	14-5	Georgia Southern
3/10	H	W ⁽⁷⁾	12-11	Marshall ⁽¹⁾
3/10	H	W ⁽⁷⁾	19-1	Marshall ⁽²⁾
3/11	H	W	20-1	Marshall
3/13	H	W	6-4	*Virginia
3/14	H	W	9-2	*Virginia
3/17	A	W	7-5	Florida International
3/18	A	L	1-6	Florida International
3/20	A	W	8-2	Miami (FL)
3/21	A	W	11-9	Miami (FL)
3/22	A	T	10-10	Miami (FL)
3/23	H	W	14-5	*Maryland
3/25	H	W	18-5	Auburn ⁽¹⁾
3/25	H	L ⁽⁷⁾	4-5	Auburn ⁽²⁾
3/26	H	W	3-2	Auburn
3/28	H	W	12-2	Valdosta State
3/29	H	W	12-6	Valdosta State
3/31	A	W ⁽⁷⁾	25-1	Charlotte
4/1	H	W	3-2	Georgia
4/2	A	L	7-11	Georgia
4/4	H	L ⁽⁷⁾	6-7	*N.C. State ⁽¹⁾
4/4	H	W ⁽⁷⁾	15-5	*N.C. State ⁽²⁾
4/5	H	W	11-5	*North Carolina
4/6	H	W	4-1	Furman
4/7	H	L	5-6	^Greenville Braves
4/8	A	L	2-4	*Georgia Tech
4/10	A	W	12-6	*Wake Forest
4/11	A	W	13-11	*Wake Forest
4/12	A	W	6-3	*Duke
4/13	A	W	11-4	*Virginia
4/15	H	L	6-7	*Georgia Tech
4/16	H	W	13-3	*Wake Forest
4/18	H	W	12-4	*Duke
4/19	H	W	6-3	*Duke
4/20	H	W	5-3	South Carolina
4/21	H	W	7-3	South Carolina
4/22	A	L	2-12	*Georgia Tech
4/25	A	L	3-4	*North Carolina
4/25	N1	W	9-8	*N.C. State
4/26	A	W	14-8	*North Carolina
5/2	A	W	5-3	South Carolina
5/3	A	W	8-7	South Carolina
5/5	A	W	8-1	*Maryland
5/6	A	W	9-7	*Maryland
5/7	A	W ⁽⁸⁾	10-8	†Duke ⁽¹⁾
5/7	A	W ⁽⁷⁾	14-5	°Duke ⁽²⁾
5/8	H	L	6-7	South Alabama
5/9	H	W	1-0	South Alabama
5/10	H	W	11-1	South Alabama
5/13	N2	W	11-4	+Wake Forest
5/14	N2	W	9-4	+North Carolina
5/15	N2	W	8-0	+N.C. State
5/16	N2	L	1-7	+Georgia Tech
5/16	N2	L	7-11	+N.C. State
5/21	N3	W	8-0	\$West Virginia
5/22	N3	W	6-3	\$Seton Hall
5/23	N3	L	5-6	\$Arkansas
5/23	N3	W	6-3	\$Auburn
5/24	N3	L	2-4	\$Arkansas

* - ACC game; + - ACC Tournament; \$ - NCAA South Regional; ^ - exhibition game, not counted in record; † - Wilhelm's 850th victory; ° - not counted in ACC standings; N1 - Chapel Hill, NC; N2 - Greenville, SC; N3 - Huntsville, AL

1988 (54-14 Overall; 18-2 ACC, 1st)

Ranked #15 by Baseball America

Ranked #21 by Collegiate Baseball

Head Coach: Bill Wilhelm (31st)

Date	St	W-L	Score	Opponent
2/20	A	W	8-1	Auburn
2/21	A	L	2-5	Auburn
2/24	H	W	23-6	Charlotte
2/25	H	W	13-12	Georgia
2/27	A	W	12-1	North Carolina-Wilmington

All-Time Results

2/28	A	W	13-2	North Carolina-Wilmington
3/1	H	W	8-4	Western Carolina
3/2	H	W	15-3	Furman
3/3	H	W	11-4	East Tennessee State
3/5	A	W	9-4	Charlotte
3/6	H	W	7-1	Appalachian State
3/7	H	W	15-2	Old Dominion
3/8	H	W	7-1	Old Dominion
3/9	H	W	10-2	Old Dominion
3/10	H	W	7-5	Liberty
3/12	H	W	9-6	*Virginia
3/14	N1	W	10-7	Long Beach State
3/15	N1	L	2-9	Brigham Young
3/16	N1	L	5-6	Washington State
3/17	A	L	10-13	Fresno State
3/18	N1	W	5-3	George Washington
3/19	N1	W ⁽⁷⁾	9-3	Oregon State
3/21	H	W ⁽⁷⁾	6-0	*Maryland ⁽¹⁾
3/21	H	W ⁽⁷⁾	5-4	*Maryland ⁽²⁾
3/22	A	L	7-8	Georgia
3/23	A	W	12-7	Furman
3/24	H	W	11-4	Ohio State
3/26	H	L ⁽⁷⁾	1-7	Ohio State ⁽¹⁾
3/26	H	W ⁽⁷⁾	4-3	Ohio State ⁽²⁾
3/27	H	W	8-4	Coastal Carolina
3/28	H	W	7-3	Coastal Carolina
4/1	H	W	5-2	*North Carolina
4/2	H	W	8-5	*North Carolina
4/3	H	W	9-8	*N.C. State
4/4	H	W	20-11	Western Carolina
4/5	H	W	11-10	^Greenville Braves
4/6	H	W	7-3	*Georgia Tech
4/9	A	W ⁽⁷⁾	10-3	*Duke ⁽¹⁾
4/9	A	W ⁽⁷⁾	10-3	*Duke ⁽²⁾
4/10	A	W	8-7	*Wake Forest
4/13	A	W	4-2	*Georgia Tech
4/14	A	W	12-4	Western Carolina
4/15	H	W	11-3	*Duke
4/16	H	W	11-7	*Wake Forest
4/17	H	W	8-5	*Wake Forest
4/19	H	W	18-8	Tennessee
4/20	H	W	6-1	Tennessee
4/21	H	W	7-4	†*Georgia Tech
4/22	H	W	7-6	South Carolina
4/23	H	L	7-11	South Carolina
4/24	H	W	8-5	South Carolina
4/30	A	W	5-2	South Carolina
5/1	A	L	6-7	South Carolina
5/2	A	W	8-3	*Virginia
5/3	A	W	6-0	*Virginia
5/6	A	L	3-6	*N.C. State
5/7	A	L	8-9	*N.C. State
5/8	A	W	8-6	*North Carolina
5/11	N2	W	9-1	+Duke
5/12	N2	L	0-1	+North Carolina
5/13	N2	W	9-0	+Maryland
5/14	N2	W	5-4	+North Carolina ⁽¹⁾
5/14	N2	L	6-7	+North Carolina ⁽²⁾
5/22	N3	W	16-1	Saint John's
5/23	N3	W	6-5	Saint John's
5/26	N4	W ⁽¹⁹⁾	3-2	\$Fordham
5/29	N4	L	1-6	\$Rutgers
5/29	N4	W	11-1	\$Saint John's
5/30	N4	L	7-8	\$Kentucky

* - ACC game; ^ - exhibition game, not counted in standings; † - Wilhelm's 900th victory; + - ACC Tournament; \$ - NCAA Northeast Regional; N1 - Fresno, CA; N2 - Greenville, SC; N3 - Orlando, FL; N4 - New Britain, CT

1989 (50-20 Overall; 13-5 ACC, 2nd) ACC Champion

Ranked #14 by Baseball America
Ranked #14 by Collegiate Baseball

Head Coach: Bill Wilhelm (32nd)

Date	St	W-L	Score	Opponent
2/18	A	W	22-5	Coastal Carolina
2/19	A	W	6-5	Coastal Carolina
2/25	H	W	4-2	Auburn

2/26	H	L	6-7	Auburn
2/28	H	W	9-8	Western Carolina
3/2	H	W	13-4	East Tennessee State
3/4	H	W	15-2	North Carolina-Wilmington
3/5	H	W	9-4	North Carolina-Wilmington
3/6	H	L ⁽¹⁰⁾	1-3	Old Dominion
3/7	H	W	6-3	Old Dominion
3/8	H	W ⁽¹⁵⁾	3-2	Old Dominion
3/10	H	W ⁽¹⁰⁾	5-4	Appalachian State
3/11	H	W	10-4	*Virginia
3/12	H	W	8-2	*Virginia
3/14	H	W	7-6	Western Carolina
3/15	H	W	3-0	Furman
3/18	H	W	16-3	*Maryland
3/19	A	W	11-0	*Wake Forest
3/20	A	W	6-2	^*Wake Forest
3/24	A	W	6-4	*N.C. State
3/25	A	W	4-3	*North Carolina
3/26	A	L	0-3	*North Carolina
3/28	H	W	7-5	Seton Hall
3/29	H	W	8-5	Seton Hall
3/30	H	W	17-7	Seton Hall
3/31	H	W	7-1	South Carolina
4/1	H	W	12-6	South Carolina
4/2	H	W	9-6	South Carolina
4/3	H	W	15-4	Davidson
4/5	A	W	7-5	Tennessee
4/6	A	W	14-2	Western Carolina
4/9	H	W	6-3	*Wake Forest
4/10	H	W	12-4	Western Carolina
4/11	A	W	4-0	Furman
4/12	A	W	7-5	*Georgia Tech
4/14	A	W	8-0	*Virginia
4/16	A	L ⁽¹²⁾	4-5	*Maryland ⁽¹⁾
4/16	A	L ⁽⁵⁾	3-4	*Maryland ⁽²⁾
4/18	A	L	5-6	Georgia
4/19	H	W	16-5	*Georgia Tech
4/20	A	W	5-3	South Carolina
4/21	A	L	3-8	South Carolina
4/22	A	L	1-7	South Carolina
4/23	H	L	3-4	*North Carolina
4/25	H	W ⁽¹²⁾	3-2	Georgia
4/26	A	L	4-11	*Georgia Tech
4/28	H	L	5-11	Miami (FL)
4/29	H	L	2-10	Miami (FL)
4/30	H	W	5-4	†Miami (FL)
5/6	H	W	11-3	*N.C. State
5/7	H	W	13-6	*N.C. State
5/8	A	L	1-4	Georgia Southern
5/9	N1	W	4-1	Armstrong State
5/9	A	L ⁽⁵⁾	7-9	Georgia Southern
5/10	N1	L	3-5	Armstrong State
5/10	A	L	1-2	Georgia Southern
5/13	N2	W	8-0	+Maryland
5/14	N2	W	9-3	+Georgia Tech
5/15	N2	W	5-4	+North Carolina
5/16	N2	W	9-2	+N.C. State
5/16	N2	W	12-4	+North Carolina

5/19	N3	L ⁽¹⁰⁾	6-8	% Arizona
5/20	N3	L	0-2	% Miami (FL)
5/21	N3	W	7-1	% New Orleans
5/22	A	W	7-0	% North Carolina
5/25	N4	W	6-2	\$Stetson
5/26	N4	L	7-14	\$Auburn
5/27	N4	W	13-5	\$Stetson
5/27	N4	W	11-1	\$Auburn
5/28	A	L	1-8	\$Florida State

* - ACC game; ^ - game suspended at Winston-Salem, NC on Mar. 20 due to inclement weather (completed at Clemson Apr. 9); % - Carolina Invitational; † - Wilhelm's 950th victory; + - ACC Tournament; \$ - NCAA Atlantic Regional; N1 - Statesboro, GA; N2 - Greenville, SC; N3 - Chapel Hill, NC; N4 - Tallahassee, FL

1990 (43-23 Overall; 14-6 ACC, 2nd)

Head Coach: Bill Wilhelm (33rd)

Date	St	W-L	Score	Opponent
2/17	A	W	13-8	North Carolina-Wilmington
2/18	A	W	18-2	North Carolina-Wilmington
2/24	A	W	6-3	Auburn
2/25	A	W	6-0	Auburn
2/28	H	W	14-2	Western Carolina
3/4	A	W	12-9	*Duke ⁽¹⁾
3/4	A	L	3-4	*Duke ⁽²⁾
3/6	H	W	5-3	Old Dominion
3/7	H	W	6-5	Old Dominion
3/8	H	W	8-1	Old Dominion
3/9	H	W	10-4	*Wake Forest
3/10	H	L	1-3	*Wake Forest
3/11	H	W	11-8	*Wake Forest
3/12	H	W	13-0	Marshall
3/13	H	W	7-3	Marshall
3/14	H	W	16-2	Marshall
3/17	H	W ⁽⁷⁾	10-1	*Maryland ⁽¹⁾
3/17	H	W ⁽⁷⁾	7-1	*Maryland ⁽²⁾
3/18	H	W	8-1	*Maryland
3/19	H	W	12-6	Ohio
3/20	H	W	6-4	Ohio
3/22	A	L	2-9	Miami (FL)
3/23	A	L	5-11	Miami (FL)
3/24	A	L	1-2	Miami (FL)
3/27	H	L ⁽⁷⁾	2-11	Coastal Carolina ⁽¹⁾
3/27	H	W ⁽⁷⁾	1-0	Coastal Carolina ⁽²⁾
3/28	A	L	8-9	Georgia
3/31	N1	W	6-0	South Carolina
4/1	H	W ⁽¹¹⁾	6-5	South Carolina
4/2	H	W	9-0	South Carolina
4/3	H	W	11-4	East Tennessee State
4/4	A	W	10-2	Furman
4/6	A	L	8-10	*North Carolina
4/7	A	L	3-9	*North Carolina
4/8	A	L	10-11	*North Carolina
4/10	H	W ⁽⁷⁾	2-1	Appalachian State
4/11	H	W	17-6	Furman

4/12	A	L	2-21	South Carolina
4/13	H	W	6-3	*N.C. State
4/14	H	W	20-4	*N.C. State
4/15	H	W	6-5	*N.C. State
4/17	H	W	13-0	Georgia Southern
4/18	H	L	6-9	Georgia Southern
4/20	A	W	12-6	*Virginia
4/21	A	W	19-3	*Virginia
4/22	A	W	8-0	*Virginia
4/24	H	L	5-7	Tennessee
4/25	H	W	14-2	Tennessee
4/27	A	W	14-12	*Georgia Tech
4/28	H	L	3-8	*Georgia Tech
4/29	A	W	17-10	*Georgia Tech
5/6	A	L	4-5	South Carolina ⁽¹⁾
5/6	A	L ⁽⁷⁾	3-7	South Carolina ⁽²⁾
5/8	A	W	15-3	Tennessee
5/10	H	W	8-4	Campbell
5/12	N1	W	13-3	+Duke
5/13	N1	W	7-3	+Virginia
5/14	N1	L	1-3	+North Carolina
5/15	N1	L	5-6	+N.C. State
5/18	N2	L	0-1	% Southern California
5/19	N2	L	2-5	% Fresno State
5/20	N2	W	9-1	% Arizona
5/21	A	L	2-11	The Citadel
5/25	N3	L	6-9	\$Creighton
5/26	N3	W	8-5	\$Texas-Arlington
5/27	N3	L	3-4	\$Creighton


* - ACC game; † - Wilhelm's 1,000th victory; + - ACC Tournament; % - Carolina Invitational; \$ - NCAA Central Regional; N1 - Greenville, SC; N2 - Chapel Hill, NC; N3 - Austin, TX

1991 (60-10 Overall; 18-3 ACC, 1st) ACC Champion

College World Series Participant
Ranked #4 by Baseball America
Ranked #8 by Collegiate Baseball

Head Coach: Bill Wilhelm (34th)

Date	St	W-L	Score	Opponent
2/16	A	W	10-4	Georgia Southern
2/17	A	W	16-3	Georgia Southern
2/23	H	W	6-4	Auburn
2/24	H	W	7-3	Auburn
2/25	H	W	13-0	East Tennessee State
2/28	N1	W	6-0	% Oklahoma State
3/2	N1	L	8-13	% Louisiana-Lafayette
3/2	A	W	14-3	% Nevada-Las Vegas
3/3	N1	W	17-5	% Louisiana-Lafayette
3/7	H	W	9-0	Augusta
3/9	A	L ⁽⁷⁾	10-11	*Wake Forest ⁽¹⁾
3/9	A	W ⁽⁷⁾	13-7	*Wake Forest ⁽²⁾
3/10	A	W	11-5	*Wake Forest
3/15	H	W	5-2	*Virginia
3/16	H	W	15-1	*Virginia
3/17	H	W	12-8	*Virginia
3/19	A	W	23-7	Coastal Carolina
3/20	A	W	10-3	Coastal Carolina
3/21	A	W	11-7	Coastal Carolina
3/22	A	L	4-12	South Carolina
3/23	A	L	10-11	South Carolina
3/24	A	W	5-3	South Carolina
3/26	H	W	10-0	The Citadel
3/27	H	W	12-3	The Citadel
3/28	H	W ⁽⁷⁾	7-5	South Carolina
3/30	H	W	12-1	Columbus ⁽¹⁾
3/30	H	W	2-1	Columbus ⁽²⁾
3/31	A	L	7-9	Western Carolina
4/2	H	W	16-6	Furman
4/3	H	W	13-3	Western Carolina
4/4	H	W	10-1	South Carolina
4/5	H	W	15-6	*North Carolina
4/6	H	W ⁽¹²⁾	6-5	*North Carolina
4/7	H	W	6-2	*North Carolina
4/8	H	W ⁽⁵⁾	5-0	Winthrop
4/9	H	W	4-3	Georgia
4/10	A	W	9-1	Georgia
4/12	A	W	14-3	*N.C. State



The 1989 team won 50 games and earned the ACC Tourney title in Greenville, SC by outscoring its five opponents 43-13 in five games.



All-Time Results

4/13	A	L	7-8	*N.C. State
4/14	A	W	16-6	*N.C. State
4/16	H	W	10-5	Appalachian State
4/17	H	W	13-0	Appalachian State
4/19	A	W	11-4	*Maryland
4/20	A	W	7-2	*Maryland
4/21	A	W	17-2	*Maryland
4/23	A	W	8-3	Furman
4/24	H	W	11-8	Georgia
4/25	H	W	7-6	South Carolina
4/26	H	W ⁽¹⁰⁾	9-8	*Georgia Tech
4/27	A	W	8-0	†*Georgia Tech
4/28	H	L	6-11	*Georgia Tech
5/5	H	W	17-4	*Duke
5/6	H	W ⁽⁷⁾	3-2	*Duke
5/7	H	W	6-4	*Duke
5/8	A	L	1-11	Tennessee
5/9	A	W	6-3	Tennessee
5/11	N2	W	13-1	+Maryland
5/12	N2	W	7-2	+Wake Forest
5/13	N2	W	6-5	+Georgia Tech
5/14	N2	W ⁽¹¹⁾	7-4	+Virginia
5/14	N2	W	24-8	+Georgia Tech
5/17	H	W	7-2	Furman
5/18	H	W ⁽⁹⁾	8-0	Furman
5/19	H	W	21-1	Furman
5/23	N3	W	13-5	\$Princeton
5/24	N3	W	8-3	\$Villanova
5/25	N3	W	10-9	\$Mississippi State
5/26	A	W	13-5	\$Maine
6/1	N4	L	4-8	!Creighton
6/3	N4	L	11-12	!Long Beach State

* - ACC game; % - UNLV Desert Classic; † - Wilhelm's 1,050th victory; + - ACC Tournament; \$ - NCAA Northeast Regional; ! - College World Series; N1 - Las Vegas, NV; N2 - Greenville, SC; N3 - Orono, ME; N4 - Omaha, NE

1992 (50-14 Overall; 19-5 ACC, 1st)

Ranked #7 by Baseball America
Ranked #10 by Collegiate Baseball

Head Coach: Bill Wilhelm (35th)				
Date	St	W-L	Score	Opponent
2/16	H	W	7-0	Eastern Kentucky ⁽¹⁾
2/16	H	W	22-0	Eastern Kentucky ⁽²⁾
2/19	H	W	6-0	Western Carolina
2/21	H	W	15-1	Tampa
2/22	H	W	16-5	Tampa ⁽¹⁾
2/22	H	W	3-0	Tampa ⁽²⁾
2/29	A	W	4-3	Auburn
3/1	A	W	9-3	Auburn
3/3	H	W	1-0	Winthrop
3/5	H	W	20-2	Furman
3/7	H	W ⁽⁷⁾	7-2	*Wake Forest ⁽¹⁾
3/7	H	W ⁽⁸⁾	2-1	*Wake Forest ⁽²⁾
3/8	H	W	7-5	*Wake Forest
3/9	H	W	2-1	Coastal Carolina
3/10	H	W	12-2	Coastal Carolina
3/13	H	W	15-3	*Maryland
3/14	H	W	10-1	*Maryland
3/15	H	L	9-10	*Maryland
3/17	A	W	15-7	*Duke
3/18	A	W	9-1	*Duke
3/19	A	L	1-2	*Duke
3/20	A	W	8-6	*Virginia
3/21	A	W	5-3	*Virginia
3/22	A	W	8-2	*Virginia
3/23	H	L	3-7	Ohio
3/24	H	W	10-2	Ohio
3/26	A	L	6-8	South Carolina
3/27	H	W	10-4	*Florida State
3/28	H	W	12-0	*Florida State
3/29	H	W	14-0	*Florida State
3/31	A	W	8-4	Georgia
4/1	H	L	2-3	Georgia
4/2	N1	W ⁽¹¹⁾	12-11	Winthrop
4/3	A	W	10-4	*North Carolina
4/4	A	W	7-1	*North Carolina
4/5	A	W	12-5	*North Carolina

4/7	H	W ⁽⁷⁾	10-5	Georgia Southern ⁽¹⁾
4/7	H	W ⁽⁷⁾	7-2	Georgia Southern ⁽²⁾
4/8	H	W	5-3	†South Carolina
4/10	H	W	6-2	*N.C. State
4/11	H	L	3-6	*N.C. State
4/12	H	W	3-2	*N.C. State
4/14	A	L	3-4	Tennessee
4/15	A	W	8-2	Tennessee
4/19	H	W	5-3	Appalachian State
4/20	H	W	7-5	Appalachian State
4/21	H	W	10-9	South Carolina
4/22	A	W	9-1	Georgia
4/24	A	L	2-6	*Georgia Tech
4/25	A	L ⁽¹⁰⁾	6-7	*Georgia Tech
4/26	A	W	5-4	*Georgia Tech
5/2	A	W	8-1	North Carolina-Wilmington
5/3	A	L	1-5	North Carolina-Wilmington
5/4	A	W	10-2	Georgia Southern
5/5	A	W	7-1	Georgia Southern
5/9	N2	W ⁽¹⁰⁾	3-2	+Virginia
5/11	N2	W	5-2	+Florida State
5/12	N2	L	1-11	+N.C. State
5/12	N2	W	5-4	+Georgia Tech
5/13	N2	W	11-0	+Florida State
5/13	N2	L	3-7	+N.C. State
5/21	N3	W	8-4	\$Yale
5/22	N3	L	5-6	\$California-Los Angeles
5/23	N3	L	6-7	\$Oklahoma

* - ACC game; † - Wilhelm's 1,100th victory; + - ACC Tournament; \$ - NCAA Mid-east Regional; N1 - Fort Mill, SC; N2 - Greenville, SC; N3 - Starkville, MS

1993 (45-20 Overall; 11-11 ACC, 5th)

ACC Champion
Ranked #17 by Baseball America
Ranked #17 by Collegiate Baseball

Head Coach: Bill Wilhelm (36th)				
Date	St	W-L	Score	Opponent
2/20	H	W	9-6	Auburn
2/23	H	W	13-2	Appalachian State
2/24	H	W	11-6	Winthrop
2/27	H	L	6-7	*Duke
2/28	H	W	16-7	*Duke
3/1	H	L	4-13	*Duke
3/2	H	W	7-5	North Carolina-Wilmington ⁽¹⁾
3/2	H	W	9-2	North Carolina-Wilmington ⁽²⁾
3/6	A	L ⁽⁷⁾	1-3	*Wake Forest ⁽¹⁾
3/6	A	W ⁽⁷⁾	4-1	*Wake Forest ⁽²⁾
3/7	A	W	8-5	*Wake Forest
3/9	H	W ⁽¹¹⁾	6-5	Coastal Carolina
3/10	H	W	8-3	Coastal Carolina
3/12	H	W	15-1	*Virginia
3/15	N1	L	0-5	%Nebraska
3/16	N1	L	6-10	%Saint John's
3/17	N1	W	8-7	%Missouri State
3/18	N1	W	5-0	%Texas Tech
3/19	N1	L	0-3	%Kansas State
3/20	N1	W ⁽¹¹⁾	5-4	%Missouri State
3/24	H	W ⁽⁷⁾	10-7	Georgia Southern ⁽¹⁾
3/24	H	W ⁽⁷⁾	4-1	Georgia Southern ⁽²⁾
3/26	H	L	2-12	Ohio
3/27	H	W ⁽⁷⁾	5-2	Ohio
3/28	H	W	21-1	Ohio
3/30	H	W	11-4	Furman
3/31	A	W	6-2	Georgia
4/2	H	W	7-2	*North Carolina
4/3	H	L	5-10	*North Carolina
4/4	H	W	4-3	*North Carolina
4/6	H	W	17-3	South Carolina
4/7	A	W	9-8	South Carolina
4/9	A	W	4-1	*N.C. State
4/10	A	L	5-20	*N.C. State
4/11	A	L	12-13	*N.C. State
4/13	A	W	12-2	Western Carolina
4/14	H	W	8-6	Georgia
4/15	H	W	8-1	Western Carolina
4/17	A	W	6-2	*Maryland
4/18	N2	L	4-8	*Maryland
4/19	A	W	22-4	*Maryland

4/20	A	W	17-2	Furman
4/21	H	W ⁽¹¹⁾	8-7	South Carolina
4/23	H	L	0-11	*Georgia Tech
4/24	H	L	5-10	*Georgia Tech
4/25	H	L	0-6	*Georgia Tech
5/2	A	W	17-1	Winthrop
5/4	H	W	10-3	Tennessee
5/5	H	W	4-2	Tennessee
5/7	A	W	7-6	*Florida State
5/8	A	L ⁽¹⁰⁾	3-4	*Florida State
5/9	A	W	5-1	*Florida State
5/11	H	L	2-4	Georgia
5/12	A	L	5-8	South Carolina
5/13	H	W	12-5	Charlotte
5/15	N3	W	4-2	+Duke
5/16	N3	W	6-1	+Florida State
5/17	N3	W	9-8	+Georgia Tech
5/18	N3	W	7-4	+North Carolina
5/18	N3	L	5-7	+Florida State
5/19	N3	W	11-7	+N.C. State
5/28	N4	W	7-3	\$Rutgers
5/29	N4	W	10-3	\$Fresno State
5/30	N4	L	4-11	\$Fresno State
5/31	N4	L	1-9	\$Kansas

* - ACC game; % - Pepsi/Johnny Quik Best-of-the-West Tournament; + - ACC Tournament; \$ - NCAA Mid-east Regional; N1 - Fresno, CA; N2 - Baltimore, MD; N3 - Greenville, SC; N4 - Knoxville, TN

1994 (57-18 Overall; 20-4 ACC, 1st)

ACC Champion
Ranked #4 by Baseball America
Ranked #9 by Collegiate Baseball

Ranked #9 by Sports Weekly
Head Coach: Jack Leggett (1st)

Date	St	W-L	Score	Opponent
2/12	H	W	3-1	Western Carolina ⁽¹⁾
2/12	H	W	4-1	Western Carolina ⁽²⁾
2/13	H	W ⁽¹³⁾	6-5	Western Carolina
2/19	H	W	14-1	Tennessee
2/20	H	W	4-2	Tennessee
2/24	N1	L	5-11	%Fresno State
2/24	A	W	11-6	%Nevada-Las Vegas
2/25	N1	W	13-3	%Rice
2/26	N1	L	3-12	%Rice
2/27	N1	W ⁽¹⁰⁾	13-8	%Fresno State
3/3	H	W	11-4	Furman
3/4	H	W	5-4	*Wake Forest
3/5	H	W	5-4	*Wake Forest
3/6	H	W	8-6	*Wake Forest
3/7	H	W	14-2	North Carolina-Wilmington
3/8	H	W ⁽¹³⁾	8-7	North Carolina-Wilmington
3/9	A	W	9-2	Georgia
3/11	H	W	7-5	*Maryland
3/12	H	W	18-2	*Maryland
3/13	H	W	6-5	*Maryland
3/15	H	W	4-1	New Hampshire
3/16	H	L	4-7	South Carolina
3/18	A	W	6-1	Hawaii-Hilo
3/19	A	W	13-5	Hawaii-Hilo ⁽¹⁾
3/19	A	W	10-3	Hawaii-Hilo ⁽²⁾
3/21	N2	L	2-9	^Oregon State
3/22	N2	L	2-9	^Lewis-Clark State
3/23	A	W	7-3	^Hawaii
3/25	N2	W ⁽⁷⁾	3-2	^Washington
3/25	N2	W ⁽⁷⁾	3-1	^Grand Canyon
3/26	N2	L ⁽¹¹⁾	1-2	^Washington
3/27	N2	W	9-0	^Grand Canyon
3/29	H	W	7-5	Georgia Southern
3/30	H	L	2-3	Georgia Southern
4/1	A	W	3-2	*Virginia
4/2	A	W	11-6	*Virginia
4/3	A	W	11-4	*Virginia
4/5	H	W	6-3	Georgia
4/6	A	W	7-2	South Carolina
4/8	H	W ⁽¹⁰⁾	10-8	*N.C. State
4/9	H	W	9-5	*N.C. State
4/10	H	W ⁽¹⁰⁾	6-5	*N.C. State
4/12	H	W	8-2	Appalachian State

4/13	A	L ⁽¹⁷⁾	4-5	South Carolina
4/15	A	W	7-6	*Duke
4/16	A	L	7-8	*Duke
4/17	A	W	7-0	*Duke
4/18	H	W	16-6	Charleston Southern
4/19	A	W	10-6	Georgia
4/20	H	L	3-4	South Carolina
4/22	A	W	11-1	*North Carolina
4/23	A	L	0-5	*North Carolina
4/24	A	W	3-2	*North Carolina
4/26	A	W	3-2	Tennessee
4/27	A	L ⁽¹⁰⁾	1-5	Tennessee
4/29	H	W	7-5	Miami (FL)
4/30	H	L	3-6	Miami (FL)
5/1	H	W ⁽¹²⁾	9-8	Miami (FL)
5/7	H	W	5-2	*Florida State
5/8	H	W	9-5	*Florida State
5/9	H	L	3-8	*Florida State
5/10	A	W	9-7	Coastal Carolina
5/11	A	W	8-0	Coastal Carolina
5/13	A	W ⁽¹⁰⁾	9-8	*Georgia Tech
5/14	A	L	4-20	*Georgia Tech
5/15	A	W	7-4	*Georgia Tech
5/18	N3	W	7-1	+Maryland
5/19	N3	W	17-5	+N.C. State
5/20	N3	W	9-6	+Georgia Tech
5/21	N3	L	4-10	+Florida State
5/22	N3	W	4-1	+Florida State
5/26	H	W	5-1	\$The Citadel
5/27	H	L	1-8	\$Notre Dame
5/28	H	W	6-1	\$Old Dominion
5/28	H	L	5-11	\$Auburn

* - ACC game; % - UNLV Desert Classic; ^ - Hawaii Easter Tournament; + - ACC Tournament; \$ - NCAA East Regional; N1 - Las Vegas, NV; N2 - Honolulu, HI; N3 - Greenville, SC

1995 (54-14 Overall; 20-4 ACC, 1st)

College World Series Participant
Ranked #8 by Baseball America

Ranked #8 by Collegiate Baseball
Ranked #8 by Sports Weekly

Head Coach: Jack Leggett (2nd)				
Date	St	W-L	Score	Opponent
2/17	N1	L	2-5	Oklahoma State
2/18	A	W	18-0	Texas-Arlington
2/19	N1	W	7-2	Arkansas State
2/24	H	W	16-2	George Mason
2/25	H	W	13-0	George Mason
2/26	H	W	9-3	George Mason
3/1	H	W	6-4	Tennessee
3/2	H	W ⁽¹⁰⁾	7-6	Tennessee
3/4	H	W	10-5	Old Dominion ⁽¹⁾
3/4	H	W	12-6	Old Dominion ⁽²⁾
3/5	H	W	7-1	Old Dominion
3/7	H	W	5-0	James Madison
3/8	H	W	16-6	James Madison
3/10	H	W	10-0	*Duke
3/11	H	W	8-4	*Duke
3/12	H	W	9-1	*Duke
3/14	A	W	5-2	Western Carolina
3/15	H	W	11-0	Appalachian State
3/17	A	W	10-7	*Wake Forest
3/18	A	W	4-3	*Wake Forest
3/19	A	W	10-5	*Wake Forest
3/21	A	W	9-7	Old Dominion
3/22	A	W	4-2	Old Dominion
3/24	A	W ⁽¹²⁾	4-3	*Maryland
3/25	A	W	11-3	*Maryland
3/26	A	W	12-2	*Maryland
3/28	A	L	2-4	South Carolina
3/29	H	W	5-4	Western Carolina
3/31	H	W	3-2	*North Carolina
4/1	H	W	20-1	*North Carolina
4/2	H	L	8-11	*North Carolina
4/4	H	W	7-2	South Carolina
4/5	A	L	7-8	Georgia
4/7	H	W	5-4	*Virginia
4/8	H	W	9-0	*Virginia

All-Time Results

4/9	H	W	5-2	*Virginia
4/11	H	W	5-4	Georgia
4/12	H	W	11-1	South Carolina
4/14	A	W ⁽¹⁰⁾	17-15	*N.C. State
4/15	A	W	13-1	*N.C. State
4/16	A	W	13-4	*N.C. State
4/18	H	W	5-1	Coastal Carolina
4/19	H	W	7-2	Coastal Carolina
4/21	A	L	2-5	*Florida State
4/22	A	L	2-7	*Florida State
4/23	A	L	8-9	*Florida State
4/25	H	W	19-5	Furman
4/26	A	W	18-6	South Carolina
4/28	H	W	8-5	*Georgia Tech
4/29	H	W	6-1	*Georgia Tech
4/30	H	W	6-5	*Georgia Tech
5/7	A	W	7-4	Georgia Southern
5/8	A	L ⁽¹²⁾	14-15	Georgia Southern
5/12	A	L	6-7	Miami (FL)
5/13	A	W	7-5	Miami (FL)
5/14	A	L	4-8	Miami (FL)
5/17	N2	W	10-0	+Maryland
5/18	N2	W	6-4	+North Carolina
5/19	N2	W	11-0	+Florida State
5/20	N2	W	16-7	+N.C. State
5/20	N2	L	2-12	+Florida State
5/21	N2	L	2-8	+Florida State
5/25	H	W	8-4	\$Navy
5/26	H	W	11-5	\$Jacksonville
5/27	H	W	9-5	\$Winthrop
5/28	H	W	7-4	\$Alabama
6/3	N3	L	1-3	!Tennessee
6/5	N3	L	3-8	!Stanford

* - ACC game; + - ACC Tournament; \$ - NCAA East Regional; ! - College World Series; N1 - Arlington, TX; N2 - Greenville, SC; N3 - Omaha, NE

1996 (51-17 Overall; 17-7 ACC, 2nd)

College World Series Participant


Ranked #4 by Collegiate Baseball

Ranked #4 by Sports Weekly

Ranked #5 by Baseball America

Head Coach: Jack Leggett (3rd)

Date	St	W-L	Score	Opponent
2/16	H	W	4-0	South Florida
2/17	H	L	5-6	South Florida
2/18	H	L	2-7	South Florida
2/23	H	W	7-3	Maine
2/24	H	W	6-5	Maine ⁽¹⁾
2/24	H	W	5-1	Maine ⁽²⁾
2/25	H	W	6-1	Maine
2/27	A	W	8-3	Tennessee
2/28	A	W ⁽¹⁰⁾	10-4	Tennessee
3/1	H	W	11-3	Coastal Carolina
3/2	H	W	8-7	Coastal Carolina
3/3	H	W	13-4	Coastal Carolina
3/5	H	W	4-2	Western Carolina
3/8	H	W	8-4	Virginia Tech
3/9	H	W	6-2	Virginia Tech
3/10	H	W	4-0	Virginia Tech
3/12	H	W	18-2	Siena
3/13	H	W	9-3	Siena
3/16	A	L ⁽⁷⁾	4-7	*Duke ⁽¹⁾
3/16	A	L ⁽⁷⁾	0-2	*Duke ⁽²⁾
3/17	A	W	7-2	*Duke
3/20	H	W	11-3	Ohio
3/21	H	L	3-9	Ohio
3/22	H	W	4-0	*Maryland
3/23	H	W	7-0	*Maryland
3/24	H	W	16-6	*Maryland
3/28	A	W	13-3	Western Carolina
3/29	A	W	8-1	*Virginia
3/30	A	L	2-3	*Virginia
3/31	A	W	9-3	*Virginia
4/2	H	W	5-4	Georgia
4/3	A	W	4-2	South Carolina
4/5	H	W	9-1	*Wake Forest
4/6	H	W	6-0	*Wake Forest
4/7	H	L	7-8	*Wake Forest



The 1995 team had a 54-14 record, played in the College World Series, and ranked in the top 10 of all three polls during every week.

4/9	H	W	10-4	Western Carolina
4/10	H	W	11-0	South Carolina
4/12	A	W	11-1	*North Carolina
4/13	A	W	7-5	*North Carolina
4/14	A	W	7-2	*North Carolina
4/16	A	L	2-6	Georgia
4/17	H	W	8-0	South Carolina
4/21	H	L ⁽¹⁰⁾	6-8	Georgia Southern ⁽¹⁾
4/21	H	L ⁽¹⁸⁾	7-9	Georgia Southern ⁽²⁾
4/23	A	W	7-5	South Carolina
4/24	H	W	12-5	Charleston Southern
4/25	H	L	6-18	*N.C. State
4/26	H	W	14-0	*N.C. State
4/27	H	L ⁽¹⁰⁾	1-4	*N.C. State
5/4	H	W	3-0	*Florida State
5/5	H	W	2-1	*Florida State
5/6	H	W	2-0	*Florida State
5/8	H	W	13-4	Furman
5/10	A	W ⁽¹⁰⁾	9-8	*Georgia Tech
5/11	A	L	0-4	*Georgia Tech
5/12	A	W	9-2	*Georgia Tech
5/16	N1	W	6-1	+Duke
5/16	N1	W	6-1	+Georgia Tech
5/17	N2	L	2-4	+Virginia
5/18	N2	L	1-2	+Florida State
5/23	H	W	9-1	\$Charleston Southern
5/24	H	W	5-1	\$Old Dominion
5/25	H	W	6-3	\$West Virginia
5/26	H	W	12-5	\$Tennessee
5/31	N3	L	3-7	!Miami (FL)
6/2	N3	W ⁽¹⁰⁾	8-5	!Oklahoma State
6/4	N3	W	14-13	!Alabama
6/5	N3	L	5-14	!Miami (FL)

* - ACC game; + - ACC Tournament; \$ - NCAA East Regional; ! - College World Series; N1 - Chapel Hill, NC; N2 - Durham, NC; N3 - Omaha, NE

1997 (41-23 Overall; 13-10 ACC, 4th)

Ranked #24 by Sports Weekly

Head Coach: Jack Leggett (4th)

Date	St	W-L	Score	Opponent
2/15	H	W	6-2	Morehead State ⁽¹⁾
2/15	H	W	9-1	Morehead State ⁽²⁾
2/16	H	W	1-0	Morehead State
2/18	H	W	7-2	Charleston Southern
2/22	H	W	7-6	Kentucky ⁽¹⁾
2/22	H	W	4-3	Kentucky ⁽²⁾
2/23	H	W	10-3	Kentucky
2/27	N1	W	8-7	%California State-Northridge
2/28	N1	W	12-7	%Northwestern
2/28	A	L	3-4	%Nevada-Las Vegas
3/1	N1	W	10-2	%Northwestern
3/2	N1	L	5-18	%California State-Northridge
3/4	H	W	12-5	James Madison

3/5	H	W	11-3	James Madison
3/7	H	W	17-2	Coastal Carolina
3/8	H	W	22-11	Coastal Carolina
3/9	H	W	13-3	Coastal Carolina
3/12	H	W	17-4	Appalachian State
3/14	H	W	3-2	*Virginia
3/15	H	W	6-1	*Virginia
3/16	H	W	7-3	*Virginia
3/19	A	L	3-7	Tennessee
3/21	A	L	1-13	*Maryland
3/22	A	W	17-10	*Maryland
3/23	A	L ⁽¹⁰⁾	6-7	*Maryland
3/25	A	L	4-9	Western Carolina
3/26	H	W	14-9	Western Carolina
3/28	A	L	2-11	*Wake Forest
3/29	A	W	10-9	*Wake Forest
3/30	A	W	18-7	*Wake Forest
4/1	A	L	2-3	Georgia
4/2	H	L	3-11	South Carolina
4/4	A	W	10-7	*Florida State
4/5	A	L	5-20	*Florida State
4/6	A	L ⁽¹²⁾	10-11	*Florida State
4/8	H	W	10-7	Furman
4/9	A	W	15-1	South Carolina
4/11	H	W	11-1	*Duke
4/12	H	L ⁽¹⁰⁾	3-4	*Duke
4/13	H	W	14-2	*Duke
4/15	H	W	13-5	Tennessee
4/16	H	W	12-9	South Carolina
4/18	A	L	9-16	*N.C. State
4/19	A	L	4-17	*N.C. State
4/20	A	L	7-9	*N.C. State
4/23	A	L	16-38	South Carolina
4/25	H	W	7-4	*Georgia Tech
4/26	H	L	4-19	*Georgia Tech
5/2	A	W	11-4	Davidson
5/4	H	W	17-2	*North Carolina
5/5	H	W	11-10	*North Carolina
5/6	H	W	5-4	*North Carolina
5/7	H	W	9-8	Charleston Southern
5/9	H	L	11-12	California
5/10	H	W	15-3	California
5/11	H	L	10-12	California
5/14	N2	W	8-6	+Wake Forest
5/15	N2	W	7-4	+Georgia Tech
5/16	N2	L	4-8	+Florida State
5/17	N2	W ⁽¹⁰⁾	11-6	+N.C. State
5/17	N2	L	0-10	+Florida State
5/22	N3	W	13-9	\$Nevada
5/23	N3	L	6-10	\$Rice
5/24	N3	L	7-12	\$Texas State

* - ACC game; % - UNLV Desert Classic; + - ACC Tournament; \$ - NCAA Central Regional; N1 - Las Vegas, NV; N2 - Saint Petersburg, FL; N3 - Lubbock, TX

1998 (43-16 Overall; 14-9 ACC, T-2nd)

Ranked #19 by Sports Weekly

Ranked #21 by Baseball America

Ranked #23 by Collegiate Baseball

Head Coach: Jack Leggett (5th)

Date	St	W-L	Score	Opponent
2/6	N1	W	4-2	%South Florida
2/7	N1	W	7-6	%Central Florida
2/8	N1	W	9-4	%Auburn
2/13	H	L	1-6	East Carolina
2/14	H	W	16-4	East Carolina
2/15	H	W	8-2	East Carolina
2/20	H	W	5-4	Old Dominion
2/21	H	W	11-10	Old Dominion
2/22	H	W	12-7	Old Dominion
2/26	H	W	11-7	Charlotte
2/27	H	W	13-0	North Carolina-Wilmington
2/28	H	W	19-6	North Carolina-Wilmington
3/1	H	W	6-3	North Carolina-Wilmington
3/3	H	W	6-5	Florida Atlantic
3/4	H	L	5-6	Florida Atlantic
3/6	H	W	22-4	Stetson
3/8	H	W	10-5	Stetson ⁽¹⁾
3/8	H	W ⁽⁶⁾	9-4	Stetson ⁽²⁾
3/10	H	W	17-3	Coastal Carolina
3/13	H	W	12-2	Maine
3/14	H	W	18-2	Maine ⁽¹⁾
3/14	H	W	19-11	Maine ⁽²⁾
3/17	H	W	5-1	Western Carolina
3/19	A	L	7-10	Western Carolina
3/20	H	W	5-3	*Maryland
3/21	H	W	19-6	*Maryland
3/22	H	W	15-6	*Maryland
3/25	H	W	5-0	The Citadel
3/27	H	W	10-2	*Wake Forest
3/28	H	W	6-5	*Wake Forest
3/29	H	L	2-8	*Wake Forest
3/31	H	W ⁽¹⁰⁾	5-4	Georgia
4/1	A	W	6-4	South Carolina
4/3	A	W	9-7	*Virginia
4/4	A	L	6-7	*Virginia
4/5	A	W	15-6	*Virginia
4/7	H	W	18-0	Furman
4/8	H	W	13-3	Charleston Southern
4/11	A	W	8-2	*Duke ⁽¹⁾
4/11	A	L	6-7	*Duke ⁽²⁾
4/12	A	L	2-6	*Duke
4/15	H	W	14-6	*N.C. State
4/17	H	W ⁽¹²⁾	11-10	*N.C. State
4/18	H	W	17-6	*N.C. State
4/22	A	W	9-2	Georgia
4/24	H	W	2-1	*Florida State
4/25	H	W	5-4	*Florida State
4/26	H	L	2-7	*Florida State
5/3	A	L	6-7	*Georgia Tech
5/4	A	L	7-9	*Georgia Tech
5/5	A	L	5-14	*Georgia Tech
5/9	A	L	9-12	*North Carolina ⁽¹⁾
5/9	A	W	8-1	*North Carolina ⁽²⁾
5/10	A	W	7-6	*North Carolina
5/13	N2	L	1-4	+North Carolina
5/14	N2	L	6-10	+Georgia Tech
5/21	H	W	12-3	\$The Citadel
5/22	H	L ⁽¹⁶⁾	1-2	\$South Alabama
5/23	H	L	5-8	\$Southern California

* - ACC game; % - Olive Garden Classic; + - ACC Tournament; \$ - NCAA East Regional; N1 - Kissimmee, FL; N2 - Durham, NC

1999 (42-27 Overall; 13-10 ACC, 3rd)

Ranked #13 by Collegiate Baseball

Ranked #14 by Sports Weekly

Ranked #17 by Baseball America

Head Coach: Jack Leggett (6th)

Date	St	W-L	Score	Opponent
2/12	H	W	10-7	Kansas State
2/13	H	W	10-4	Kansas State
2/14	H	W	11-3	Kansas State
2/25	N1	W	13-12	Washington
2/26	N1	L	3-4	%Creighton



All-Time Results

2/26	A	L ⁽¹⁰⁾	11-12	% Nevada-Las Vegas
2/27	N1	L	5-7	% Nevada
2/28	N1	W	13-10	% Creighton
3/3	H	L	15-18	The Citadel
3/5	H	L	9-10	Liberty
3/6	H	L	8-11	Liberty⁽¹⁾
3/6	H	W	11-6	Liberty⁽²⁾
3/10	H	W	14-6	Coastal Carolina
3/12	H	W	14-4	George Mason
3/13	H	W	13-2	George Mason⁽¹⁾
3/13	H	W	21-0	George Mason⁽²⁾
3/16	A	L	4-5	East Carolina
3/17	A	L	2-14	East Carolina
3/19	A	W	8-6	*Maryland
3/20	A	W	9-2	*Maryland
3/23	H	W	17-5	Georgia
3/24	H	W	12-4	Wofford
3/26	A	L	1-5	*Wake Forest
3/27	A	L	6-11	*Wake Forest
3/28	A	L	2-10	*Wake Forest
3/30	A	W	7-6	Georgia
4/1	H	W	18-1	East Tennessee State
4/2	N2	L	3-5	Miami (FL)
4/3	N2	W	7-5	Miami (FL)
4/4	N2	L	11-14	Miami (FL)
4/6	A	L ⁽¹⁰⁾	8-9	Western Carolina
4/7	H	W	16-11	Western Carolina
4/9	A	L	0-8	*Florida State
4/10	A	W	8-4	*Florida State
4/11	A	L	3-5	*Florida State
4/13	H	W	12-9	Furman
4/14	A	W	8-7	South Carolina
4/16	H	W	18-1	*Duke
4/17	H	L ⁽¹⁰⁾	3-5	*Duke
4/18	H	W	7-5	*Duke
4/21	H	W	5-4	South Carolina
4/23	H	W	24-4	*Georgia Tech
4/24	H	W	13-8	*Georgia Tech
4/25	H	W	6-5	*Georgia Tech
5/1	H	L	3-9	*Virginia ⁽¹⁾
5/1	H	W ⁽¹¹⁾	5-4	*Virginia ⁽²⁾
5/2	H	W	12-5	*Virginia
5/4	H	W ⁽¹⁰⁾	11-10	Western Carolina
5/7	H	W	14-2	Winthrop
5/8	H	L	2-4	Coastal Carolina
5/9	H	W	20-7	*North Carolina
5/10	H	W	5-4	*North Carolina
5/11	H	L	5-7	*North Carolina
5/14	A	L	9-19	*N.C. State
5/15	A	L	4-7	*N.C. State
5/16	A	W	7-4	*N.C. State
5/19	N3	W	7-6	+N.C. State
5/20	N3	L	3-6	+Wake Forest
5/21	N3	W	7-6	+Maryland
5/22	N3	W	8-7	+Florida State
5/22	N3	L	5-9	+Wake Forest
5/28	N4	L	5-23	\$Missouri State
5/29	N4	W	17-3	\$Delaware

5/29	A	W	12-4	\$Arkansas
5/30	N4	W	8-7	\$Missouri State ⁽¹⁾
5/30	N4	W	7-5	\$Missouri State ⁽²⁾
6/4	A	L	3-20	¶Texas A&M
6/5	A	W	10-3	¶Texas A&M
6/6	A	L	4-5	¶Texas A&M

* - ACC game; % - UNLV/Coors Desert Classic; + - ACC Tournament; \$ - NCAA Fayetteville (AR) Regional; ¶ - NCAA College Station (TX) Super Regional; N1 - Las Vegas, NV; N2 - Fort Mill, SC; N3 - Durham, NC; N4 - Fayetteville, AR

2000 (51-18 Overall; 17-7 ACC, 2nd)
College World Series Participant
Ranked #5 by Sports Weekly
Ranked #6 by Collegiate Baseball
Ranked #7 by Baseball America

Head Coach: Jack Leggett (7th)

Date	St	W-L	Score	Opponent
1/28	N1	W	3-1	% Rice
1/29	N1	W	4-0	% Miami (FL)
1/30	N1	L	0-5	% Central Florida
2/18	H	W	5-0	Old Dominion
2/19	H	W	3-1	Old Dominion
2/20	H	W	10-2	Old Dominion
2/25	H	W	5-1	James Madison
2/26	H	W	12-4	James Madison
2/27	H	W	5-3	James Madison
3/1	H	W	4-3	Coastal Carolina
3/3	H	W	8-0	Nevada-Las Vegas
3/4	H	W	5-3	Nevada-Las Vegas
3/5	H	L	3-4	Nevada-Las Vegas
3/8	H	W	10-6	William & Mary
3/10	H	W	9-4	Ohio⁽¹⁾
3/10	H	W	6-1	Ohio⁽²⁾
3/11	H	W	16-2	Ohio
3/14	H	W	7-0	East Carolina
3/15	H	L	4-12	East Carolina
3/17	H	W	8-6	*Maryland
3/18	H	W	9-3	*Maryland⁽¹⁾
3/18	H	W	11-2	*Maryland⁽²⁾
3/22	H	W	14-2	Charlotte
3/24	H	W	9-3	The Citadel
3/25	H	W	7-5	The Citadel
3/26	H	W	6-3	The Citadel
3/29	A	L	6-10	Georgia
3/31	A	L	0-6	*North Carolina
4/1	A	W	10-2	*North Carolina
4/2	A	L	2-5	*North Carolina
4/4	H	W	11-7	Western Carolina
4/5	H	W	3-2	Furman
4/7	H	L	1-5	*N.C. State
4/8	H	W	9-0	*N.C. State
4/9	H	W	8-4	*N.C. State
4/11	H	W	9-7	Georgia
4/12	H	L	3-6	South Carolina
4/15	H	W ⁽¹⁵⁾	6-5	*Wake Forest⁽¹⁾

4/15	H	W	5-4	*Wake Forest⁽²⁾
4/16	H	L	4-6	*Wake Forest
4/18	H	W	17-5	Elon
4/19	A	L ⁽¹²⁾	8-9	South Carolina
4/21	A	W	8-5	*Duke
4/22	A	W	8-5	*Duke
4/23	A	W	12-8	*Duke
4/26	N2	W	13-4	Western Carolina
4/28	A	L	4-7	*Georgia Tech
4/29	A	L	7-9	*Georgia Tech
4/30	A	W	13-12	*Georgia Tech
5/6	H	W	8-7	*Florida State
5/7	H	W	5-4	*Florida State
5/8	H	W	7-4	*Florida State
5/11	A	L	4-6	Liberty
5/13	A	W	9-7	*Virginia ⁽¹⁾
5/13	A	L	0-11	*Virginia ⁽²⁾
5/14	A	W	20-9	*Virginia
5/17	N3	W	9-5	+Virginia
5/18	N3	W	8-4	+Florida State
5/19	N3	L	8-9	+Georgia Tech
5/20	N3	W	12-5	+Virginia
5/20	N3	L	4-8	+Georgia Tech
5/26	H	W	4-0	\$Middle Tennessee
5/27	H	W	9-3	\$Illinois
5/28	H	W	21-3	\$Middle Tennessee
6/2	H	W	11-4	¶Mississippi State
6/3	H	W	9-4	¶Mississippi State
6/9	N4	W	10-6	!San Jose State
6/11	N4	L	4-10	!Stanford
6/14	N4	L	4-5	!Louisiana-Lafayette

* - ACC game; % - ACC Disney Blast; + - ACC Tournament; \$ - NCAA Clemson (SC) Regional; ¶ - NCAA Clemson (SC) Super Regional; ! - College World Series; N1 - Lake Buena Vista, FL; N2 - Asheville, NC; N3 - Fort Mill, SC; N4 - Omaha, NE

2001 (41-22 Overall; 17-7 ACC, 2nd)
Ranked #13 by Collegiate Baseball
Ranked #14 by Sports Weekly
Ranked #17 by Baseball America

Head Coach: Jack Leggett (8th)

Date	St	W-L	Score	Opponent
2/16	H	L	5-10	Richmond
2/17	H	W	14-4	Richmond
2/18	H	W	7-3	Richmond
2/22	A	W	10-6	% Nevada-Las Vegas
2/23	N1	W	9-5	% Oregon State
2/23	A	L	6-14	% Nevada-Las Vegas
2/24	N1	L	9-10	% Oregon State
2/25	N1	W ⁽⁷⁾	13-2	% Oregon State
2/28	H	W	7-4	Furman
3/3	H	L	8-21	South Carolina
3/4	A	W	7-4	South Carolina
3/7	H	W	5-3	College of Charleston
3/10	H	W	5-2	Ohio
3/11	H	W	17-4	Ohio
3/13	H	L ⁽¹⁰⁾	9-12	Georgia Southern
3/14	H	W	9-3	Georgia Southern
3/16	A	W	8-6	*Maryland
3/17	A	W	9-6	*Maryland
3/18	A	W	7-0	*Maryland
3/20	A	W	11-1	Old Dominion
3/21	A	L	8-10	Old Dominion
3/23	A	W ⁽¹²⁾	4-1	*Wake Forest
3/24	A	L	3-12	*Wake Forest
3/25	A	W	9-1	*Wake Forest
3/27	H	W	6-0	Wofford
3/28	A	L	4-8	Georgia
3/30	H	W	24-3	New York Tech
3/31	H	W	13-0	New York Tech⁽¹⁾
3/31	H	W	14-0	New York Tech⁽²⁾
4/4	H	L	4-8	Winthrop
4/6	A	L	4-7	*Florida State
4/7	A	L	6-7	*Florida State
4/8	A	L	1-6	*Florida State
4/10	H	L	5-10	Coastal Carolina
4/11	H	W ⁽¹¹⁾	8-7	Coastal Carolina
4/13	H	W	10-2	*Duke

4/14	H	W	10-1	*Duke
4/15	H	W	6-4	*Duke
4/17	H	W	10-4	Georgia
4/18	A	L	3-9	South Carolina
4/20	H	W	3-0	*Georgia Tech
4/21	H	W	5-1	*Georgia Tech
4/22	H	L	3-5	*Georgia Tech
4/24	H	W	8-2	Western Carolina
4/25	H	L	1-2	South Carolina
4/27	H	W	6-3	*North Carolina
4/28	H	W ⁽¹⁰⁾	10-9	*North Carolina
4/29	H	L	0-4	*North Carolina
5/5	A	W	7-6	*N.C. State ⁽¹⁾
5/5	A	L	3-4	*N.C. State ⁽²⁾
5/6	A	W	10-2	*N.C. State
5/9	A	W ⁽¹¹⁾	9-6	Furman
5/12	H	W	8-1	*Virginia⁽¹⁾
5/12	H	W	17-1	*Virginia⁽²⁾
5/13	H	W	5-4	*Virginia
5/16	N2	L	3-7	+Virginia
5/17	N2	W	7-6	+North Carolina
5/18	N2	L	4-5	+Florida State
5/25	H	W	4-1	\$William & Mary
5/26	H	W	24-4	\$Seton Hall
5/27	H	W	8-2	\$Seton Hall
6/1	A	L	8-10	¶Miami (FL)
6/2	A	L	6-14	¶Miami (FL)

* - ACC game; + - ACC Tournament; \$ - NCAA Clemson (SC) Regional; ¶ - NCAA Coral Gables (FL) Super Regional; N1 - Las Vegas, NV; N2 - Fort Mill, SC

2002 (54-17 Overall; 16-8 ACC, 4th)
College World Series Participant
Ranked #3 by Baseball America
Ranked #3 by Sports Weekly

Head Coach: Jack Leggett (9th)

Date	St	W-L	Score	Opponent
2/22	H	W	7-4	Auburn
2/23	H	W	8-5	Auburn
2/24	H	W	6-5	Auburn
3/1	A	W	14-6	College of Charleston
3/2	A	W	9-7	South Carolina
3/3	H	W ⁽¹⁰⁾	11-10	South Carolina
3/6	H	W	12-1	College of Charleston
3/8	H	W	5-3	Purdue
3/9	H	W	9-6	Purdue
3/10	H	W	4-2	Purdue
3/12	H	W	20-8	Georgia Southern
3/13	H	W	9-2	Georgia Southern
3/15	H	W	13-1	South Alabama
3/16	H	L	4-6	South Alabama
3/17	H	W	11-3	South Alabama
3/19	H	W	23-5	North Carolina-Asheville
3/21	H	W	8-0	Maine
3/22	H	W	13-0	Maine
3/23	H	W	8-3	Maine
3/26	H	W	19-1	Coastal Carolina
3/27	H	W	6-2	Coastal Carolina
3/29	H	W	13-6	*Maryland
3/30	H	W	16-7	*Maryland
3/31	H	W	7-2	*Maryland
4/2	H	W	7-1	East Tennessee State
4/3	H	W	6-4	Winthrop
4/5	H	W	6-4	*N.C. State
4/6	H	L	0-3	*N.C. State
4/7	H	W	10-2	*N.C. State
4/9	A	L	4-5	Georgia
4/10	H	W	6-5	Georgia
4/12	A	W ⁽¹⁰⁾	11-7	*North Carolina
4/13	A	W	4-2	*North Carolina
4/14	A	L	5-12	*North Carolina
4/16	H	W	13-9	Western Carolina
4/17	H	L	6-8	South Carolina
4/19	A	W	5-3	*Duke
4/20	A	W	4-1	*Duke
4/21	A	W	2-1	*Duke
4/23	H	W	18-7	Furman
4/24	A	W	4-1	South Carolina



The 2001 Tigers, who ended the year with a #13 ranking, advanced to a super regional and finished in second place in the ACC standings.

All-Time Results

4/26	H	L	2-4	*Wake Forest
4/27	H	W	5-3	*Wake Forest
4/28	H	W	4-0	*Wake Forest
5/4	A	W	12-9	*Georgia Tech
5/5	A	L	6-15	*Georgia Tech
5/6	A	L	0-11	*Georgia Tech
5/8	H	W	9-2	Wofford
5/9	H	L	6-8	Elon
5/11	A	W	15-4	*Virginia
5/12	A	W	15-2	*Virginia
5/13	A	W	5-3	*Virginia
5/15	A	W	12-4	Western Carolina
5/17	H	L	3-9	*Florida State
5/18	H	L	3-12	*Florida State
5/19	H	L	3-9	*Florida State
5/22	N1	W	10-0	+Georgia Tech
5/23	N1	L	4-9	+Florida State
5/24	N1	W	5-3	+N.C. State
5/25	N1	W	8-6	+Wake Forest
5/25	N1	L	1-4	+Florida State
5/31	H	W	15-1	\$Georgia Southern
6/1	H	W	4-2	\$East Carolina
6/2	H	W	21-1	\$East Carolina
6/7	H	L	6-9	Arkansas
6/8	H	W	8-7	Arkansas
6/9	H	W	7-4	Arkansas
6/14	N2	W	11-10	!Nebraska
6/16	N2	W	9-7	!Georgia Tech
6/19	N2	L	4-12	!South Carolina
6/21	N2	L	2-10	!South Carolina

* - ACC game; + - ACC Tournament; \$ - NCAA Clemson (SC) Regional; ! - NCAA Clemson (SC) Super Regional; ! - College World Series; N1 - Saint Petersburg, FL; N2 - Omaha, NE

2003 (39-22 Overall; 15-9 ACC, T-3rd)

Head Coach: Jack Leggett (10th)

Date	St	W-L	Score	Opponent
2/22	A	L	1-8	Auburn ⁽¹⁾
2/22	A	W	11-8	Auburn ⁽²⁾
2/23	A	L	3-7	Auburn
2/26	H	W ^(m)	5-0	Charleston Southern
3/1	H	W	8-0	South Carolina
3/2	A	L	4-6	South Carolina
3/4	H	W	5-4	Winthrop
3/5	H	W	6-2	College of Charleston
3/6	H	W	6-2	Chukyo (Japan)
3/7	H	W	2-0	Old Dominion
3/8	H	W	5-1	Old Dominion
3/9	H	W	18-2	Old Dominion
3/11	H	W	7-5	Tennessee Tech
3/12	H	W	8-0	Tennessee Tech
3/16	N1	W	11-1	Georgia Southern
3/17	N1	W	8-0	Georgia Southern
3/18	A	W	7-6	College of Charleston
3/20	H	W	8-6	Maine
3/21	H	W	7-6	Maine
3/22	H	W	11-7	Maine
3/24	H	W	21-7	Wofford
3/25	A	L	5-9	Western Carolina
3/26	H	W	7-3	Georgia
3/28	A2	L ⁽¹⁾	2-3	*N.C. State
3/29	A2	L	2-12	*N.C. State ⁽¹⁾
3/29	A2	W	12-10	*N.C. State ⁽²⁾
4/1	H	W	5-3	Western Carolina
4/2	A	W	4-2	South Carolina
4/4	H	W	9-4	*Virginia
4/5	H	L	1-4	*Virginia
4/6	H	W	9-2	*Virginia
4/9	H	W	4-2	South Carolina
4/11	A	W	8-4	*Florida State
4/12	A	L	2-7	*Florida State
4/13	A	L	1-8	*Florida State
4/15	H	L	1-5	Coastal Carolina
4/16	H	W	7-3	Coastal Carolina
4/19	A	L	6-9	*Maryland ⁽¹⁾
4/19	A	L	4-8	*Maryland ⁽²⁾
4/20	A	W	20-5	*Maryland
4/22	A	L	3-9	Georgia



The 2005 team was 22-6 in the second half of the regular season with a three-game sweep of #4 Miami.

4/23	H	W ⁽¹²⁾	6-3	East Tennessee State
4/25	H	W ⁽¹⁰⁾	9-7	*Georgia Tech
4/26	H	W	10-5	*Georgia Tech
4/27	H	W	11-3	*Georgia Tech
5/4	H	W	7-6	*Duke
5/5	H	L	6-7	*Duke
5/6	H	W	13-2	*Duke
5/7	H	L	2-11	Elon
5/8	A	L	8-10	Furman
5/10	H	L	4-9	*North Carolina
5/11	H	W ⁽¹⁰⁾	5-4	*North Carolina
5/12	H	W	5-2	*North Carolina
5/13	H	L	9-12	Furman
5/15	A	W	6-2	*Wake Forest
5/16	A	W	14-3	*Wake Forest
5/17	A	W	4-3	*Wake Forest
5/22	N3	L	2-10	+North Carolina
5/23	N3	L	4-7	+Duke
5/30	N4	L	8-10	\$Ohio State
5/31	N4	W ⁽¹⁰⁾	7-6	\$Princeton
5/31	A	L	0-15	\$Auburn

* - ACC game; ^ - exhibition game, not counted in record; + - ACC Tournament; \$ - NCAA Auburn (AL) Regional; N1 - Charleston, SC; A2 - Kinston, NC; N3 - Salem, VA; N4 - Auburn, AL

2004 (39-26 Overall; 14-10 ACC, T-4th)

Head Coach: Jack Leggett (11th)

Date	St	W-L	Score	Opponent
2/24	H	L	4-5	Charlotte
2/28	N1	W	4-0	%Georgia Southern
2/28	A	L ⁽¹⁾	2-3	%East Carolina
2/29	N1	W	9-0	%Georgia Southern
2/29	A	L	4-6	%East Carolina
3/3	H	W	8-5	Gardner-Webb
3/5	A	W	15-4	College of Charleston
3/6	A	L	2-5	South Carolina
3/7	H	L ⁽¹⁰⁾	7-8	South Carolina
3/10	A	W	6-0	Wofford
3/12	H	W	14-9	Auburn
3/13	H	L	4-5	Auburn
3/14	H	L	6-9	Auburn
3/16	H	W	9-4	Coastal Carolina
3/19	A	W	7-3	Texas Tech
3/20	A	L	10-13	Texas Tech
3/21	A	L	3-5	Texas Tech
3/23	H	W	10-6	Elon
3/24	H	L	1-7	Elon
3/26	H	W	13-6	*Wake Forest
3/27	H	W	7-4	*Wake Forest
3/28	H	W	6-5	*Wake Forest
3/30	A	W	6-2	Georgia
3/31	H	W	19-4	Georgia
4/2	H	W	3-2	*Maryland
4/3	H	W	9-2	*Maryland
4/4	H	W	8-2	*Maryland
4/7	H	W	9-4	South Carolina
4/9	A	L	1-5	*Virginia
4/10	A	L	3-4	*Virginia ⁽¹⁾

4/10	A	L	1-3	*Virginia ⁽²⁾
4/13	H	W	9-5	Winthrop
4/14	A	W	13-5	South Carolina
4/16	A	W	2-1	*North Carolina
4/17	A	L	0-4	*North Carolina
4/18	A	W ⁽¹⁰⁾	4-2	*North Carolina
4/20	H	W	13-4	The Citadel
4/21	H	W	8-7	Western Carolina
4/23	H	W	2-1	*N.C. State
4/24	H	W	4-3	*N.C. State
4/25	H	W	9-6	*N.C. State
5/1	H	L	6-11	*Florida State
5/2	H	L	1-10	*Florida State
5/3	H	W	18-9	*Florida State
5/5	H	W	3-2	Charleston Southern
5/7	H	W	8-5	Central Florida
5/8	H	L	4-7	Central Florida
5/9	H	L	2-3	Central Florida
5/11	H	W	16-5	Furman
5/12	H	W	19-8	College of Charleston
5/14	A	L	3-8	*Georgia Tech
5/15	A	L	3-11	*Georgia Tech
5/16	A	L	4-8	*Georgia Tech
5/20	A	W	10-1	*Duke
5/21	A	L	1-2	*Duke
5/22	A	W	9-6	*Duke
5/26	N2	W	7-6	+North Carolina
5/27	N2	L ⁽¹³⁾	7-11	+Georgia Tech
5/28	N2	W	12-1	+N.C. State
5/28	N2	L	5-6	+North Carolina
6/4	N3	W	10-6	\$Birmingham-Southern
6/5	A	L	3-6	\$Georgia
6/5	N3	W	5-4	\$Birmingham-Southern
6/6	A	W	10-9	\$Georgia ⁽¹⁾
6/6	A	L ⁽¹⁰⁾	6-7	\$Georgia ⁽²⁾

* - ACC game; % - Keith LeClair Invitational; + - ACC Tournament; \$ - NCAA Athens (GA) Regional; N1 - Greenville, NC; N2 - Salem, VA; N3 - Athens, GA

2005 (43-23 Overall; 21-9 ACC, 2nd)

Ranked #13 by Collegiate Baseball

Ranked #14 by Baseball America

Ranked #16 by Sports Weekly

Head Coach: Jack Leggett (12th)

Date	St	W-L	Score	Opponent
2/18	N1	W	7-2	%West Virginia
2/19	A1	L	2-3	%Coastal Carolina
2/20	N1	L	0-10	%East Carolina
2/25	H	W	3-2	California-Irvine
2/26	H	W	5-4	California-Irvine
2/27	H	W	10-2	California-Irvine
3/4	A	L	5-6	Auburn
3/5	A	L	4-8	Auburn
3/6	A	W	14-3	Auburn
3/9	H	L	2-8	Winthrop
3/12	H	L	3-6	South Carolina
3/13	A	L	5-6	South Carolina
3/16	H	W	11-1	Furman
3/18	H	L	1-2	*North Carolina
3/19	H	W	9-1	*North Carolina
3/20	H	W	7-3	*North Carolina
3/22	A	W	1-0	Old Dominion
3/23	A	L	2-3	Old Dominion
3/25	A	W	14-3	*Maryland
3/26	A	W ⁽¹³⁾	6-4	*Maryland ⁽¹⁾
3/26	A	W	12-0	*Maryland ⁽²⁾
3/29	H	W	14-5	Coastal Carolina
3/30	H	W	8-1	Coastal Carolina
4/2	A	L	1-3	*Florida State
4/3	A	L	4-5	*Florida State ⁽¹⁾
4/3	A	W	7-3	*Florida State ⁽²⁾
4/5	A	L	10-11	Georgia
4/6	H	L	1-4	Georgia
4/8	H	W	9-3	*Duke
4/9	H	W	11-6	*Duke
4/10	H	W	16-6	*Duke
4/12	A	W	7-4	Western Carolina
4/13	H	W	12-2	South Carolina
4/15	H	W	13-4	*Virginia
4/16	H	W	3-2	*Virginia
4/17	H	L	2-9	*Virginia
4/19	H	W	10-1	Western Carolina
4/20	A	W	7-5	South Carolina
4/22	A	L	3-8	*N.C. State
4/23	A	W	16-9	*N.C. State
4/24	A	L	8-9	*N.C. State
4/26	H	W	9-6	Elon
4/27	H	W	7-1	Wofford
4/29	H	L	14-18	*Georgia Tech
4/30	H	W	6-5	*Georgia Tech
5/1	H	L	4-6	*Georgia Tech
5/8	A	L	7-11	*Virginia Tech
5/9	A	W	7-0	*Virginia Tech
5/10	A	W	6-2	*Virginia Tech
5/13	A	W	4-1	*Wake Forest
5/14	A	W ⁽¹¹⁾	17-14	*Wake Forest
5/15	A	W	6-5	*Wake Forest
5/17	H	W	8-5	College of Charleston
5/19	H	W	15-5	*Miami (FL)
5/20	H	W	9-2	*Miami (FL)
5/21	H	W	6-2	*Miami (FL)
5/25	N2	L	1-8	+Virginia
5/26	N2	W	9-1	+Miami (FL)
5/27	N2	W	5-4	+N.C. State
5/28	N2	L	4-5	+Virginia
6/3	H	W	12-2	\$North Carolina A&T
6/4	H	W	6-0	\$College of Charleston
6/5	H	W	8-3	\$Oral Roberts
6/11	A	W	4-2	Baylor
6/12	A	L	1-7	Baylor
6/13	A	L	1-6	Baylor

Note: Bolded lines denote a Clemson home game.



Last Time It Happened

3 Home Runs

Clemson - It had been three years since a Clemson player had hit three home runs in one game, but **Taylor Harbin** pulled off the trick against N.C. State at Doak Field in Raleigh, NC on April 23, 2005 in a game the Tigers won 16-9. He went 5-for-5 with three homers, five runs scored, and eight RBIs, as the three homers came on consecutive pitches over three at-bats. He hit a one-out, three-run homer in the fourth inning, a one-out, three-run homer in the sixth inning, and a leadoff homer in the eighth inning. He also set the school record for total bases with 16.

Opponent - South Carolina second baseman **Bryon Jeffcoat** hit three homers and drove in eight runs against the Tigers at Clemson on March 3, 2001. Batting in the eighth spot in the lineup, he hit his first home run, a grand slam, in the second inning. He added a three-run shot in the seventh inning and a solo homer in the ninth inning. **Jeffcoat** also had two singles in the Gamecocks' 21-8 victory. The teams combined for 10 home runs in the game.

4 Hits By 3 Players

Clemson - This last came at Maryland on April 20, 2003, exactly 18 years to the day that it happened last by a Tiger trio. **Herman Demmink** hit four singles, **Kyle Frank** was a perfect 5-for-5 with four runs scored and four RBIs, and **David Slevin** was 4-for-6 with five RBIs in Clemson's 20-5 win. **Frank** also became just the third Tiger to ever hit two home runs in the same inning when he did so in the second inning.

Opponent - South Carolina accomplished this feat on April 23, 1997 in a game played in Columbia. Four Gamecocks had at least four hits in the 38-16 win over Clemson. **Adam Everett** had four hits, four RBIs, and six runs; **Derick Urquhart** had five hits, five RBIs, and six runs; **Ryan Bordenick** had six hits, six runs, and nine RBIs; and **Rob Streicher** had four hits, three runs, and five RBIs.

5 Hits

Clemson - **Taylor Harbin** went 5-for-5 in Clemson's 16-9 win over N.C. State at Doak Field in Raleigh, NC on April 23, 2005. He hit a Clemson record-tying three homers, a triple, and a single while adding five runs scored and eight RBIs. He also set the school record for total bases with 16.

Opponent - Wake Forest's **Ben Ingold** went 6-for-6 with an intentional walk against the Tigers on May 14, 2005 in Winston-Salem, NC. He hit a double, five singles, and scored four runs in Clemson's 17-14 victory in 11 innings.



Gary Burnham hit for the cycle against Texas-Arlington on February 18, 1995.



Taylor Harbin hit three home runs on back-to-back-to-back pitches over three different at-bats and had a school-record 16 total bases at N.C. State on April 23, 2005.

5 Hits By 2 Players

Clemson - **Brooks Shumake** hit a home run and four singles, while **Jimmy Key** added a pair of doubles and three singles against Georgia Southern in Statesboro, GA on May 13, 1982 in a game won by Clemson, 25-5.

Opponent - South Carolina leftfielder **Derick Urquhart** had five hits, including three doubles; and catcher **Ryan Bordenick** had six hits, including two doubles and a home run, as the Gamecocks defeated Clemson 38-16 in Columbia on April 23, 1997. It was the first time since 1980 that two opposing players accomplished this feat.

Back-to-Back Home Runs

Clemson - **Brad McCann** and **Lou Santangelo** hit back-to-back homers against Maryland at Doug Kingsmore Stadium on April 4, 2004. **McCann's** homer was a grand slam in the seventh inning with no outs, then **Santangelo** followed with a solo homer. Clemson won the game 8-2.

Opponent - **Bobby Felmy** and **Jason Jacobs** of Georgia led off the ninth inning with back-to-back solo homers to tie the score 6-6 in the Bulldogs' eventual 7-6 win over Clemson in the second game of a doubleheader on June 6, 2004 at Athens, GA. The matchup was the championship game of the Athens Regional and was one of five homers by Georgia in the game.

Cycle

Clemson - **Gary Burnham** performed the elusive feat in the second game of the season against Texas-Arlington in the Texas-Arlington Tournament on February 18, 1995. **Burnham** had a double in the first inning, a triple in the third, walked in the fifth, struck out in the sixth, hit a three-run homer in the seventh, and completed the cycle with a single in the ninth inning. He batted in four runs and scored four runs.

Opponent - **Chris Pittaro** of North Carolina in Chapel Hill on March 21, 1981 had a double in the first, a single in the second, a home run in the third, and a triple in the sixth, along with two RBIs. North Carolina defeated the Tigers by a 10-7 score.

Grand Slam

Clemson - **Kris Harvey** hit a grand slam at Virginia Tech on May 10, 2005. The homer, which came off righty starter **Jake Chaney**, gave Clemson a 5-2 lead in the eighth inning after the Tigers trailed 2-1. The Tigers went on to a 6-2 victory. It was one of 25 homers on the season for **Harvey**, who tied for second in the nation in long balls.

Opponent - **Brendan Enick** of Wake Forest hit a grand slam in Winston-Salem, NC on May 14, 2005. The homer came off Tiger reliever **P.J. Zocchi** with no outs in the third inning. The home run also gave the Demon Deacons a 4-3 lead, but Clemson prevailed 17-14 in 11 innings.

No-Hitter

Clemson - **Scott Parrish** pitched a seven-inning, no-hit game against The Citadel at Clemson on March 6, 1984 in the 12th game of the season in a game won by the Tigers, 6-0. **Parrish** allowed five baserunners, two walks, and three reached on errors. One runner was erased attempting to steal and the other four were left stranded.

Opponent - Auburn's **Dana Becton** and **Ken Deriso** combined to no-hit the Tigers for the first time in almost 16 years when they held the Tigers hitless on March 11, 1979 at Auburn, AL. **Becton** went the first six innings and struck out seven, while **Deriso** hurled the last three frames and struck out four. Clemson lost the game 10-1, as the Tigers scored a run on two errors and a passed ball.

Shutout

Clemson - **Josh Cribb** pitched a shutout when he blanked #22 College of Charleston on June 4, 2005 in the Clemson Regional at Doug Kingsmore Stadium. The junior righthander allowed just two hits and one walk while striking out six in Clemson's 6-0 victory. He also threw just 98 pitches against a team that entered the game easily leading the nation in batting average. The Cougars also did not advance a runner past second base.

Opponent - **Colby Paxton** of Auburn went the distance against Clemson on May 31, 2003 in the Auburn (AL) Regional. He yielded just five hits and two walks in the Tigers' 15-0 win that ended Clemson's season. It broke Clemson's 84-game streak without being shut out.

Triple Play

Clemson - Clemson completed its first triple play since 1971 against George Mason on February 26, 1995 at Clemson. **Mark Watson** gave up a leadoff walk to **Joey Goodwin** in the fourth inning, which was followed by a single by **Ron Pennell**. **Brendan Pickett** hit a line shot to first baseman **David Miller**, who stepped on first to double off **Pennell** and then threw to **Seth Brizek** at second, and the throw beat **Goodwin** for the third out. The Tigers won 9-3.

Opponent - **Dan Griffin**, **Matt Robinson**, and **Rick Fegredo** of Florida State combined on a triple play on March 2, 1983 at Tallahassee. After **Bob Paulling** singled and **Craig Roberson** walked to open the second, **Jamie Swanner** grounded to **Griffin**, who forced **Paulling** at third. **Griffin** threw to **Robinson**, forcing **Roberson** at second, and **Robinson** relayed to **Fegredo** at first base for the putout on **Swanner**. The teams battled to a 3-3, 10-inning tie.



Scott Parrish pitched a seven-inning no-hitter against The Citadel on March 6, 1984.

2005 MAJOR LEAGUE *Influence*



**Kris
BENSON, P**
New York Mets

**Khalil
GREENE, SS**
San Diego Padres

**Matthew
LeCROY, C**
Minnesota Twins

**Jeff
BAKER, 3B**
Colorado Rockies

**Matt
WHITE, P**
Washington Nationals

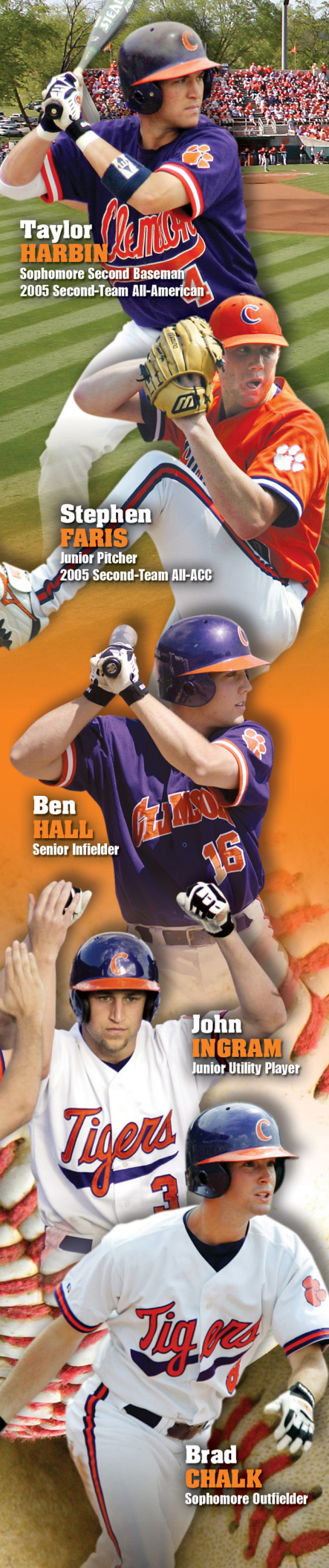
CLEMSON COACHING STAFF

**Jack
LEGGETT**
Head Coach

**Kevin
O'SULLIVAN**
Associate Head Coach

**Tom
RIGINOS**
Assistant Head Coach

**Russell
TRIPLETT**
Assistant Coach



Taylor HARKIN
Sophomore Second Baseman
2005 Second-Team All-American

Stephen FARIS
Junior Pitcher
2005 Second-Team All-ACC

Ben HALL
Senior Infielder

John INGRAM
Junior Utility Player

Brad CHALK
Sophomore Outfielder

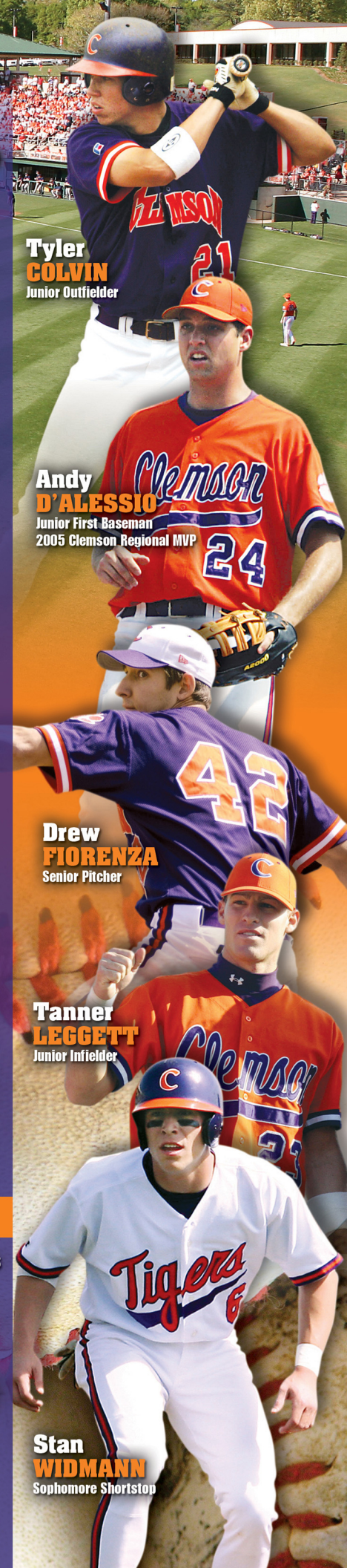
2006 CLEMSON BASEBALL

Feb. 17	Fri.	JAMES MADISON	4:00
Feb. 18	Sat.	JAMES MADISON	2:00
Feb. 19	Sun.	JAMES MADISON	1:00
Feb. 24	Fri.	MERCER	4:00
Feb. 25	Sat.	MERCER	4:00
Feb. 26	Sun.	MERCER	1:00
Mar. 3	Fri.	at College of Charleston	5:00
Mar. 4	Sat.	at South Carolina	1:30
Mar. 5	Sun.	SOUTH CAROLINA	2:00
Mar. 8	Wed.	WILLIAM & MARY	4:00
Mar. 10	Fri.	KANSAS	4:00
Mar. 11	Sat.	KANSAS	2:00
Mar. 12	Sun.	KANSAS	1:00
Mar. 15	Wed.	GARDNER-WEBB	7:15
Mar. 17	Fri.	* at Virginia	5:00
Mar. 18	Sat.	* at Virginia	1:00
Mar. 19	Sun.	* at Virginia	1:00
Mar. 21	Tue.	ELON	7:15
Mar. 22	Wed.	ELON	4:00
Mar. 24	Fri.	* N.C. STATE	7:15
Mar. 25	Sat.	* N.C. STATE	7:00
Mar. 26	Sun.	* N.C. STATE	1:00
Mar. 28	Tue.	at Georgia	7:00
Mar. 29	Wed.	GEORGIA	7:00
Mar. 31	Fri.	* at Miami (FL)	7:00
April 1	Sat.	* at Miami (FL)	7:00
April 2	Sun.	* at Miami (FL)	1:00
April 4	Tue.	WESTERN CAROLINA	7:15
April 5	Wed.	at South Carolina	7:00
April 7	Fri.	* MARYLAND	7:15
April 8	Sat.	* MARYLAND	4:00
April 9	Sun.	* MARYLAND	1:00
April 11	Tue.	at Western Carolina	7:00
April 12	Wed.	SOUTH CAROLINA	7:00
April 14	Fri.	* at Georgia Tech	7:00
April 15	Sat.	* at Georgia Tech	1:00
April 16	Sun.	* at Georgia Tech	1:00
April 18	Tue.	WINTHROP	7:15
April 19	Wed.	FURMAN	7:15
April 21	Fri.	* at Boston College	2:30
April 22	Sat.	* at Boston College	1:00
April 23	Sun.	* at Boston College	12:00
April 26	Wed.	WOFFORD	7:15
April 28	Fri.	* VIRGINIA TECH	7:15
April 29	Sat.	* VIRGINIA TECH	7:00
April 30	Sun.	* VIRGINIA TECH	1:00
May 7	Sun.	* at Duke	7:00
May 8	Mon.	* at Duke	1:00
May 9	Tue.	* at Duke	1:00
May 12	Fri.	* FLORIDA STATE	7:15
May 13	Sat.	* FLORIDA STATE	7:00
May 14	Sun.	* FLORIDA STATE	1:00
May 16	Tue.	COLLEGE OF CHARLESTON	7:15
May 18	Thu.	* WAKE FOREST	7:15
May 19	Fri.	* WAKE FOREST	7:15
May 20	Sat.	* WAKE FOREST	1:00
May 24-28	Wed.-Sun.	ACC Tournament (Jacksonville, FL)	TBA
June 2-4	Fri.-Sun.	NCAA Regionals (Campus Sites)	TBA
June 9-11	Fri.-Sun.	NCAA Super Regionals (Campus Sites)	TBA
June 16-26	Fri.-Mon.	College World Series (Omaha, NE)	TBA

* - ACC regular-season game; Home games in **BOLD CAPS**;
All times are PM and Eastern and subject to change.

PROGRAM ACCOMPLISHMENTS

- 🐾 10 College World Series appearances, including four in the last 11 years
- 🐾 20 straight seasons of 39 wins or more
- 🐾 19 consecutive NCAA Regional appearances
- 🐾 31 NCAA Tournament appearances overall
- 🐾 Played host to an NCAA Regional eight of the last 12 years
- 🐾 Averaged over 46 wins per year over the last 12 years
- 🐾 Sixth in the country in wins in the last 12 years
- 🐾 Ranked in the final top 25 for 16 of the last 19 seasons
- 🐾 Won 147 games over top-25 teams in the last 12 years
- 🐾 Produced six first-round draft picks in the last 11 years
- 🐾 90 players were drafted or signed pro contracts in the last 12 years
- 🐾 Home of National Players-of-the-Year Kris Benson (1996) and Khalil Greene (2002)



Tyler COLVIN
Junior Outfielder

Andy D'ALESSIO
Junior First Baseman
2005 Clemson Regional MVP

Drew FIORENZA
Senior Pitcher

Tanner LEGGETT
Junior Infielder

Stan WIDMANN
Sophomore Shortstop