

2005 CLEMSON BASEBALL

GREENE

WILHELM



TRADITION

National Players-of-the-Year

Daniel Pritchard
Junior Second Baseman
Co-Captain

HEISMAN



10 College World Series Appearances

2002
NCAA College
World Series

2000
NCAA College
World Series

1996
NCAA College
World Series

1995
NCAA College
World Series

1994
NCAA College
World Series

1993
NCAA College
World Series

1992
NCAA College
World Series

1991
NCAA College
World Series

1990
NCAA College
World Series

1989
NCAA College
World Series

1988
NCAA College
World Series

1987
NCAA College
World Series

IT'S ABOUT PRIDE Clemson

Jason Berken
Junior Pitcher
Co-Captain

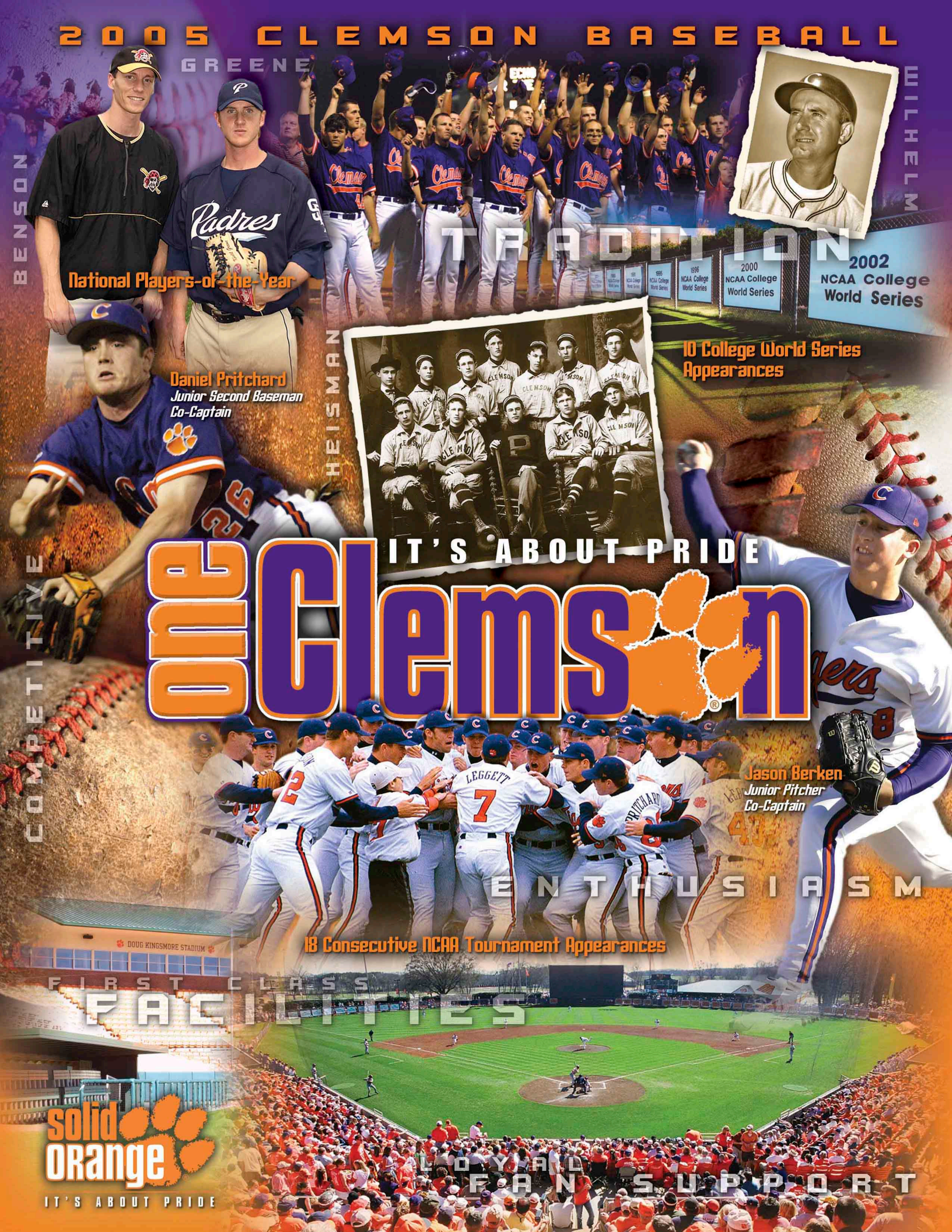
18 Consecutive NCAA Tournament Appearances

FIRST CLASS FACILITIES

**solid
ORANGE**

IT'S ABOUT PRIDE

LOYAL FAN SUPPORT





DOUG KINGSMORE STADIUM



Clemson's Doug Kingsmore Stadium has undergone a radical renovation since the end of the 2002 season. Over \$5 million has been spent to make the facility among the best in the nation.

The stadium has a new brick facade that surrounds every entrance. A new roof that covers much more of the stands and a press box that is now twice as large adds to the comfort of fans attending the game and the media covering it. The press box, which is accessible by elevator, includes four large booths for broadcasting and a separate media center that accommodates 21 writers.



The players also realize improvements, as four new batting cages have been constructed beyond the right-field fence. The dugouts have been almost doubled in length and width as well.



2004 ABCA/TURFACE FIELD MAINTENANCE AWARD



Mike Echols
*Supervisor of
Athletic Grounds*



STUDENT-ATHLETE ENRICHMENT PROGRAM

Since its inception in 1991, the five-faceted Student-Athlete Enrichment Program has provided its student-athletes a continued commitment to excellence. Our approach is to address the total student-athlete, and we are committed to coaching our student-athletes to success not only in the athletic arena, but in the academic, personal growth, career, and service arenas as well. We provide opportunities and services to address the changing needs and skills of student-athletes in the years during college and after graduation.

Vickery Hall opened in the spring of 1991 and was the first facility in the country constructed solely for the all-around academic support of student-athletes. The two-story, 27,000 square-foot building is open all day and into the evening hours to accommodate the student-athletes' extended schedules. The mission of Clemson's Student-Athlete Enrichment Programs is to monitor, guide, and encourage student-athletes to fulfill their long-term goals, and to achieve their academic and career potential. Thanks to the support of Vickery Hall, the guidance of Joe White, and the work ethic of our student-athletes, the Tiger baseball team had a record 2.94 GPA in the fall of 2004, and had 21 players earn a 3.0 GPA or higher.



Joe White
Academic Advisor

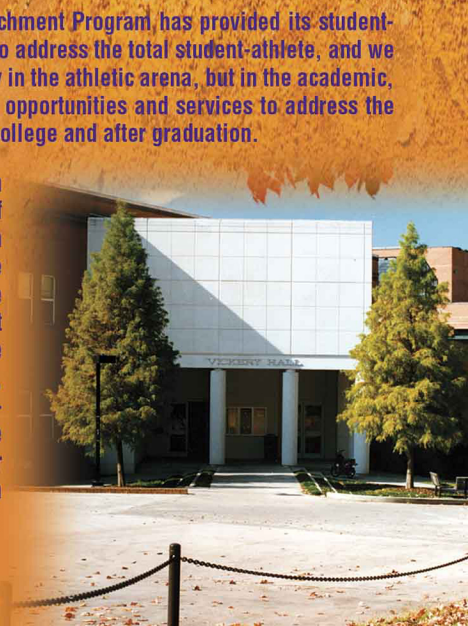


Table of Contents

Bios

Balliet, Roberta (Administrative Assistant)	39
Barker, James F. (President)	86
Hennessy, Brian (Assistant SID)	39
LeCroy, Bradley (Volunteer Assistant Coach)	21
Leggett, Jack (Head Coach)	14-18
O'Sullivan, Kevin (Associate Head Coach)	19
Phillips, Dr. Terry Don (Athletic Director)	87
Players	23-38
Riginos, Tom (Assistant Head Coach)	20
Seniors & Pro Signees, 2004	72,73
White, Joe (Academic Advisor)	39
Wilhelm, Bill (Former Head Coach)	132

Clemson Baseball Information

ACC Baseball	106
ACC Tournament Information, 2005	106
Bat Girls	39
Community Service	74
Compliance, NCAA	90
Directions to Doug Kingsmore Stadium	2
Facilities, Athletic	92
Glossary	10-13
Grounds Crew	93
Media Information	2
Media Outlets	3
Mission Statement, Athletic Department	89
Omaha Challenge	91
Opponents	41-45
Outlook	7-9
Polls, Preseason	9
Pronunciations, Players & Coaches	4
Quick Facts	6
Radio Network (Clemson Tiger Sports Network)	40

Media Guide Credits

Credits

The 2005 Clemson Baseball Media Guide was written, edited, and designed by Assistant Sports Information Director **Brian Hennessy**. Statistical and editorial assistance provided by **Sam Blackman**, **Tim Bourret**, **Liz Noll**, **Philip Sikes**, **Nicholas Skinner**, and **Kyle Tucker**. The four cover designs by **John Schaffhauser** of Canton, MS. Printing by Martin Printing Company of Easley, SC.



On the Cover

Featured on the front cover are Clemson's two captains, **Jason Berken** (RHP) and **Daniel Pritchard** (INF). Fifth-year seniors **Jeff Hahn** (RHP) and **Gene Pierce** (C) along with juniors **Josh Cribb** (RHP), **Herman Demmink** (INF), **Kris Harvey** (OF/RHP/1B), **Robert Rohrbraugh** (LHP), and **Travis Storrer** (OF) are featured on the back cover. Tiger Head Coach **Jack Leggett** is featured on the back cover as well.

Photo Credits

Cover photos courtesy of **Dennis Bancroft**, **Rex Brown**, and **Mark Crammer**. Interior photos courtesy of **Rex Brown**, **Eddie Cliffe**, **Mark Crammer**, **Jim Graham**, **Steve Hanvey**, **David Lann**, **Earle Martin**, **Roy Philpott**, **Randy Rampey**, **Vern Verna**, **Bob Waldrop**, and Major League Baseball.

Special Thanks

The late **Bob Bradley**, who served Clemson athletics for 45 years in the sports information department and provided most of the information contained in the record section. Thanks also to the late **Alan Mohrmann** of Greenville, SC for statistical research.

Additional Copies

Send a check for \$12 to the Clemson SID office. See page 2 for mailing information.

Roster, Numerical & Alphabetical	4
Roster, Position	5
Roster, Radio/Television	22
Stadium, Doug Kingsmore	94-97
Staff, Athletic Department	88,89
Student-Athlete Enrichment Program (Vickery Hall) ..	84,85
Tradition, Championship	98,99
University Profile	75-83

Records

ACC Academic Honor Roll Members	131
ACC Tournament	137
ACC Tournament Results, Game-By-Game	136
Against All Competition	46,47
All-Americans	128-130
Batting (Individual)	108
Batting (Team)	112
Batting, Yearly (Team)	110
Career (Individual)	116,117
Coaches, Assistant	143
Coaches, Head	144
Coaching Wins, All-Time NCAA Division I	132
Cycles	114
Date, Record By	47
Dates, Top Winning Percentage	47
Fielding (Team)	112
Fielding, Yearly (Team)	110
First-Round Draft Picks	104
Honors (Individual)	126,127
Innings, Highest Scoring	118
Last Time It Happened	160
Leggett vs. All Competition	18
Leggett, Yearly	15
Leggett's 128 Top-25 Wins	17
Lettermen	134,135
Major League Tigers, Current	100,101
Major League Tigers, Former	102,103
NCAA Top-25 Stat Rankings	125
NCAA Tournament	139
NCAA Tournament Results, Game-By-Game	138
No-Hitters	109
Pitching (Individual)	109
Pitching (Team)	112
Pitching, Yearly (Team)	111
Polls, Weekly (Clemson Rankings From 1987-04)	119
Pro Signees	104
Pro Tigers, 2004	105
Results, 2005 Opponent Game-By-Game	48-54
Results, Season Game-By-Game	145-159
Results, Yearly	144
Season (Individual)	113-115
Stadium, Against Opponents (Doug Kingsmore)	95
Stadium, Yearly (Doug Kingsmore)	94
Streaks, Hitting	119
Streaks, Winning	112
Timeline, Historical	140-143
Titles, ACC & NCAA Regional	99
Yearly Leaders	120-124

Review, 2004

ACC Standings	106
Accomplishments, Team	69
All-ACC Team	106
Batting, Game-By-Game	65
Home Runs	64
Honors, Individual	70
Notes	56,57
Pitching, Game-By-Game (Career)	66-68
Polls, Final	71
Results, Game-By-Game	59
Starts By Position	69
Stats, ACC Regular-Season	60
Stats, ACC Tournament	61
Stats, Career ACC Tournament	62
Stats, Career NCAA Tournament	63
Stats, Career (2005 Players)	60
Stats, NCAA Tournament	61
Stats, Overall	58
Story	69-71
Superlatives, Team & Individual	64

2005 Schedule

February

18	Fri.	^ West Virginia	WCCP	12:00
19	Sat.	^ Coastal Carolina	WCCP	4:00
20	Sun.	^ East Carolina	WCCP	4:00
25	Fri.	California-Irvine	WCCP	4:00
26	Sat.	California-Irvine	WCCP	2:00
27	Sun.	California-Irvine	WCCP	12:00

March

4	Fri.	at Auburn	WCCP	8:00
5	Sat.	at Auburn	WCCP	5:00
6	Sun.	at Auburn	WCCP	2:00
9	Wed.	Winthrop	WCCP	4:00
12	Sat.	South Carolina	CTSN,CSS	2:00
13	Sun.	at South Carolina	CTSN,CSS	1:30
16	Wed.	Furman	WCCP	7:15
18	Fri.	* North Carolina	CTSN	7:15
19	Sat.	* North Carolina	CTSN	4:00
20	Sun.	* North Carolina	CTSN	2:00
22	Tue.	at Old Dominion	WCCP	7:00
23	Wed.	at Old Dominion	WCCP	7:00
25	Fri.	* at Maryland	CTSN	7:00
26	Sat.	* at Maryland	CTSN	7:00
27	Sun.	* at Maryland	CTSN	1:00
29	Tue.	Coastal Carolina	WCCP	7:15
30	Wed.	Coastal Carolina	WCCP	4:00

April

1	Fri.	* at Florida State	CTSN	7:00
2	Sat.	* at Florida State	CTSN	7:00
3	Sun.	* at Florida State	CTSN	1:00
5	Tue.	at Georgia	WCCP	7:00
6	Wed.	Georgia	WCCP	7:15
8	Fri.	* Duke	CTSN	7:15
9	Sat.	* Duke	CTSN	7:00
10	Sun.	* Duke	CTSN	2:00
12	Tue.	at Western Carolina	WCCP	7:00
13	Wed.	South Carolina	CTSN,CSS	7:15
15	Fri.	* Virginia	CTSN	7:15
16	Sat.	* Virginia	CTSN	4:00
17	Sun.	* Virginia	CTSN	1:00
19	Tue.	Western Carolina	WCCP	7:15
20	Wed.	at South Carolina	CTSN	7:00
22	Fri.	* at N.C. State	CTSN	7:00
23	Sat.	* at N.C. State	CTSN	7:00
24	Sun.	* at N.C. State	CTSN	1:00
26	Tue.	Elon	WCCP	7:15
27	Wed.	Wofford	WCCP	7:15
29	Fri.	* Georgia Tech	CTSN,CSS	7:15
30	Sat.	* Georgia Tech	CTSN,CSS	7:00

May

1	Sun.	* Georgia Tech	CTSN	2:00
8	Sun.	* at Virginia Tech	CTSN	1:00
9	Mon.	* at Virginia Tech	CTSN	7:00
10	Tue.	* at Virginia Tech	CTSN	7:00
13	Fri.	* at Wake Forest	CTSN	3:00
14	Sat.	* at Wake Forest	CTSN	1:30
15	Sun.	* at Wake Forest	CTSN	1:30
17	Tue.	College of Charleston	WCCP	7:15
19	Thu.	* Miami (FL)	CTSN,CSS	7:15
20	Fri.	* Miami (FL)	CTSN,CSS	7:15
21	Sat.	* Miami (FL)	CTSN,RSN	1:00
24-29		+ ACC Tournament	CTSN	TBA

June

3-5		NCAA Regionals	CTSN	TBA
10-12		NCAA Super Regionals	CTSN	TBA
17-27		! College World Series	CTSN	TBA

* - ACC regular-season game; ^ - Baseball at The Beach at Myrtle Beach, SC; + - Jacksonville, FL; ! - Omaha, NE; CTSN - Clemson Tiger Sports Network broadcast; WCCP - 104.9 FM (Clemson, SC) broadcast; RSN - Regional Sports Network telecast; CSS - Comcast/Charter Sports Southeast telecast; ; Note: Home games in **bold**; all times are PM and Eastern.

2005 CLEMSON BASEBALL



Media Information

SID Information



Brian Hennessy
Assistant Sports Information
Director, Baseball Contact



Kyle Tucker
Sports Information Graduate
Assistant

SID Office Phone: (864) 656-2114
SID Office Fax: (864) 656-0299
Hennessy Office Phone: (864) 656-1921
Hennessy Cell Phone: (864) 986-9046
Hennessy Email: bhennes@clermson.edu
Tucker Cell Phone: (864) 650-6044
Tucker Email: jtucker@clermson.edu
SID Office Address: P.O. Box 632;
..... Clemson, SC 29633
Overnight Address: Jervey Athletic Center;
..... 100 Perimeter Road; Clemson, SC 29634
Athletic Website: ClemsonTigers.com

ACC Media Relations

Sarah Schmidt is the baseball media relations contact for the ACC Office. She can be reached at (336) 851-6062 or sschmidt@theacc.org.

Credentials

Members of the working press who desire a media credential to a Clemson baseball home game should contact **Brian Hennessy** in the Clemson Sports Information Office at (864) 656-1921. There is space for 15 writers in the press box in the Doug Kingsmore Stadium press areas, plus booths for each team's radio network. Season credentials are issued. Credentials on a game-by-game basis are also issued. Members of the media must request a pass at least one day prior to each game/series to ensure admittance.

Email Distribution List

Notes, stats, stories, and other information is emailed out on a series basis from the Clemson Sports Information Department. Contact **Hennessy** in the SID Office at bhennes@clermson.edu to be placed on this email distribution list.

Internet

Clemson box scores, releases, statistics, player bios, live stats, and other items are available on the internet. Find us at ClemsonTigers.com. Statistics are updated following every game. Game notes are also provided in pdf format.

Jack Leggett Availability

The best time to reach Head Coach **Jack Leggett** is weekday mornings. Please contact **Hennessy** at (864) 656-1921 to set up an interview with him.

Parking

Members of the media are requested to park in the McFadden Building parking lot, located on the hill above the stadium (behind home plate). The lot is not reserved for media members, therefore parking is on a first-come, first-serve basis. There is also parking available beyond the leftfield fence and in the west endzone parking lot at Memorial Stadium.

Photographer Positions

Television-camera persons are allowed to film from any unoccupied booths in the press box. There are also patio areas on both sides of the press box that are available for filming. Positions are on a first-come, first-serve basis.

Still photographers are allowed on the playing field, but only in "lined-off" areas near each dugout. Those positions are on a first-come, first-serve basis.

Player Availability

Players interviews are conducted before a particular practice when the team does not have a game. Please notify **Hennessy** if you plan to attend practice. If attendance at practice is not possible, the Clemson Sports Information Office can set up a phone interview. Campus telephone numbers for players will not be provided.

Directions to Kingsmore

From Atlanta, GA

Take I-85 north to Exit 14 in South Carolina. Take a left, which crosses over the interstate, onto South Carolina Highway 187 until the road runs into U.S. Highway 76 and 28. Make a left at this traffic light. *Stay on this road until the Highway 93 exit, where you will exit and take a left at the stop light. The route runs into the Clemson campus. Stay straight until you reach the second stop light after the tennis courts (tennis courts will be on the left). Take a left at the stop light and then take the first right into the McFadden Building parking lot.

From Columbia, SC

Take I-26 west and exit onto I-385 west until it reaches I-85. Take I-85 south until it reaches exit 19-B. Take exit 19-B and follow the directions from Atlanta starting at the * symbol to arrive at Doug Kingsmore Stadium.

From Greenville, SC

Take I-85 south until it reaches exit 19-B. Take exit 19-B and follow the directions from Atlanta starting at the * symbol to arrive at Doug Kingsmore Stadium.

Postgame Interviews

Postgame interviews take place outside the dugout of each team. A member of the Clemson Sports Information Office will retrieve requested players and coaches from the lockerroom. The lockerroom is closed to the media. Please see the opposing SID for their postgame player interview procedure.

Postgame Stats

A final box score is provided for all home games. A typed play-by-play is also available upon request. A final box score and game story is fax broadcast within 30 minutes of the conclusion of each home game. For any other requests, please see **Hennessy** or another member of the Clemson Sports Information Office prior to the conclusion of the game.

Press Entrance

Please enter the stadium at the gate behind home plate or near the leftfield foul pole. The stadium has an expanded press box along with an elevator and stairs leading up to the press box behind the stadium.

Telephone Services

The Doug Kingsmore Stadium press box features the most up-to-date phone services for media attending a game. There are also telephones available in the Clemson Sports Information Office (room 102) just 100 yards from the press box in the Jervey Athletic Center.

Will Call

Press will call is located at the leftfield entrance.

THE OFFICIAL ATHLETIC SITE OF CLEMSON UNIVERSITY

CLEMSON TIGERS

BASEBALL

ENTER - SCHEDULES/RESULTS - ALPHABET - NEWS

1/12/05
Tiger Baseball Holds First Practice Friday
The Clemson baseball team held its first practice Friday afternoon at Doug Kingsmore Stadium in preparation for the 2005 season. Thirty-five Tigers comprise this year's squad, which will play its first game on February 18 against West Virginia at Myrtle Beach, SC. Clemson is ranked #23 in the Preseason Sports Weekly/ESPN Coaches' poll. The Tigers are coming off their sixth consecutive NCAA tournament appearance in 2004, which is tied for the fourth-longest streak in NCAA history.

1/20/05
Six Baseball Tigers Ranked Among Nation's Top-50 of Their Class
Six Tiger baseball players, including four freshmen, are ranked among the nation's top-50 players of their respective classes by Baseball America. Right-hander David Kopp (Marquette, NJ) (#9), shortstop Stan Vidmann (Hurst, TX) (#14), infielder Taylor Harbin (Travelers Rest, SC) (#17), and outfielder Brad Chalk (Greer, SC) (#34) are freshmen who are all ranked in the top 35.

First Pitch
• Radio Schedule
• Ticket Information
• Tiger Trivia Quiz
• Meet Coach Jack Leggett
• Tigers in the News
• Alumni Reunion Photos
• Summer Camps

Play Ball
• Live Stats
• Scoreboard
• Statistics

Photo Galleries
• Baseball America Poll
• College Baseball
• Sports Weekly/ESPN
• ACC Standings

In The Press
• Baseball America Poll
• College Baseball
• Sports Weekly/ESPN
• ACC Standings

2004 Media Guide

ClemsonTigers.com has the most up-to-date statistical and biographical information on Clemson baseball, including live stats, box scores, game stories, pictures, releases, and ticket information.

Media Outlets

Internet

SEBaseball.com

Mark Etheridge, Publisher
6019 Garden Oaks Drive
Tuscaloosa, AL 35405
(205) 562-7977 • Fax (205) 562-7977
Email sebaseball@rivals.com
Website SEBaseball.com

National

Baseball America

Will Kimmey, National Writer
201 West Main Street, Suite 201
Durham, NC 27702
(919) 682-9635 x113 • Fax (919) 682-2880
Email .. willkimmey@baseballamerica.com
Website BaseballAmerica.com

Collegiate Baseball

Lou Pavlovich, Jr., College Baseball Editor
P.O. Box 50566
Tucson, AZ 85703
(520) 623-4530 • Fax (520) 624-5501
Email lou@baseballnews.com
Website CollegiateBaseball.com

USA Today Sports Weekly

Dana Heiss Grodin, College Writer
P.O. Box 191439
Miami Beach, FL 33119
(305) 761-2393 • Fax (786) 513-2612
Email bbwcollege@aol.com
Website BaseballWeekly.com

Print

Anderson Independent-Mail

Daniel Ogle, Beat Writer
P.O. Box 2507
1000 Williamston Road
Anderson, SC 29622
(864) 260-1236 • Fax (864) 260-1276
Email oglemdm@independentmail.com
Website AndersonIndependent.com

The Augusta Chronicle

Travis Haney, College Writer
725 Broad Street
Augusta, GA 30903
(800) 622-6358 • Fax (706) 823-3408
Email .. robert.haney@augustachronicle.com
Website AugustaChronicle.com

The (Charleston) Post & Courier

Larry Williams, Beat Writer
221 Heather Drive
Central, SC 29630
(864) 654-7767 • Fax (843) 937-5579
Email lwilliams@postandcourier.com
Website Charleston.net

The Charlotte Observer

Harry Pickett, Sports Writer
P.O. Box 32188
Charlotte, NC 28232
(704) 358-5125 • Fax (704) 358-5110
Email obsports@charlotteobserver.com
Website Charlotte.com

(Clemson) Daily Journal

Will Vandervort, Sports Editor
P.O. Box 547
Seneca, SC 29679
(864) 882-2375 • Fax (864) 882-2381
Email sportsed@dailyjm.com
Website www.DailyJM.com

The (Clemson University) Tiger

Roy Welsh, Sports Editor
P.O. Box 1586
Clemson, SC 29633
(864) 656-6269 • Fax (864) 656-4772
Email sports@thetigernews.com
Website TheTigerNews.com

The (Columbia) State

Jon Solomon, Beat Writer
512 Smithmore Street
Anderson, SC 29621
(864) 224-9778 • Fax (803) 771-8613
Email solomonjt2003@yahoo.com
Website TheState.com

The (Florence) Morning News

Daniel Ogle, Beat Writer
310 South Dargin Street
Florence, SC 29501
(843) 317-7271 • Fax (843) 317-7292
Email csports@florencenews.com
Website MorningNewsOnline.com

The Greenville News

Ed McGranahan, Beat Writer
P.O. Box 1688
Greenville, SC 29602
(864) 298-4306 • Fax (864) 298-4395
Email emcgrana@greenvillenews.com
Website GreenvilleNews.com

The (Myrtle Beach) Sun News

Richard Griffis, Sports Editor
P.O. Box 406
Myrtle Beach, SC 29578
(800) 568-1800 x294 • Fax (843) 626-0356
Email rgriffis@thesunnews.com
Website MyrtleBeachOnline.com

The (Orangeburg) Times & Democrat

Thomas Grant, Sports Writer
P.O. Drawer 1766
Orangeburg, SC 29116
(803) 534-1060 • Fax (803) 533-5595
Email sports@timesanddemocrat.com
Website TheTandD.com

The (Rock Hill) Herald

David Cloninger, Sports Writer
132 West Main Street
Rock Hill, SC 29731
(803) 329-4034 • Fax (803) 329-4021
Email sports@heraldonline.com
Website HeraldOnline.com

Spartanburg Herald-Journal

Eric Boynton, Beat Writer
P.O. Box 1657
Spartanburg, SC 29304
(864) 582-4511 x7272 • Fax (864) 594-6234
Email eric.boynton@shj.com
Website GoUpstate.com

The (Sumter) Item

Dennis Brunson, Sports Editor
20 North Magnolia Street
Sumter, SC 29150
(803) 774-1241 • Fax (803) 774-1210
Email dennisb@theitem.com
Website www.TheItem.com

Radio

WSBF-FM (88.1)

Brad Toy, Sports Director
P.O. Box 2156
Clemson, SC 29632
(864) 656-4010 • Fax (864) 656-4011

Email bttoy@clemson.edu
Website WSBF.net

WCCP-FM (104.9)

Dan Scott, Sports Director
P.O. Box 1560
Clemson, SC 29633
(864) 654-5400 • Fax (864) 654-3300
Email dan@wccp.com
Website WCCPFM.com

WRIX-FM (103.1)

Ron Scarborough, Talk-Show Host
Joel Kay, Talk-Show Host
102 East Shockley Ferry Road
Anderson, SC 29624
(864) 224-6733 • Fax (864) 224-0260
Email morningshow@103.com
Website Talk103.com

WORD-AM (1330 AM)

Ed Jensen, Sports
25 Garlington Road
Greenville, SC 29615
(864) 241-4230 • Fax (800) 967-9329
Email ejensen@entercom.com
Website NewsRadioWord.com

South Carolina News Network

Phil Kornblut, Sports Director
3710 Landmark Drive, Suite 100
Columbia, SC 29204
(803) 790-4300 • Fax (803) 790-4309
Email philtalk@aol.com
Website AllSportsTalk.com

Specialty

Clemson Tiger Sports Network

Don Williams, Sales & Operations Manager
Don Munson, Play-By-Play Announcer
P.O. Box 552
Clemson, SC 29633
(864) 654-5544 • Fax (864) 654-5509
Email dwilliams@clemsontigersp.com

CUTigers The Magazine

Roy Philpott, Editor
Brett Jensen, Beat Writer
305 Stallion Road
Greenville, SC 29617
(864) 246-9268 • Fax (864) 246-9268
Email rphilpo@cutigers.com
Website CUTigers.com

(IPTAY) Orange & White

Phil Batson, Editor
Kerry Capps, Associate Editor
Cobb Oxford, Beat Writer
P.O. Box 828
Clemson, SC 29633
(864) 260-1230 • Fax (864) 260-1276
Email batsonpr@oandw.com
Website OandW.com

TigerIllustrated The Magazine

Cris Ard, Publisher
P.O. Box 290759
Columbia, SC 29229
Email crisard@msn.com
Website TigerIllustrated.com

Television

WYFF (NBC, Ch. 4)

Geoff Hart, Sports Director
505 Rutherford Street

Greenville, SC 29609
(864) 240-5265 • Fax (864) 240-5297
Email gshart@hearst.com
Website WYFF.com

WHNS (Fox, Ch. 21)

Phil Aldridge, Sports Director
21 Interstate Court
Greenville, SC 29615
(864) 213-2222 • Fax (864) 987-1219
Email phil.aldrige@foxcarolina.com
Website FoxCarolina.com

WSPA (CBS, Ch. 7)

Pete Yanity, Sports Director
P.O. Box 1717
Spartanburg, SC 29304
(864) 587-5452 • Fax (864) 587-5430
Email pyanity@wspa.com
Website WSPA.com

WNEG (CBS, Ch. 32)

Noah Pransky, Sports Director
100 Boulevard
Toccoa, GA 30577
(706) 886-0032 • Fax (706) 886-7033
Email sports@wneg32.com
Website WNEG32.com

WIS (NBC, Ch. 10)

Rick Henry, Sports Director
P.O. Box 367
Columbia, SC 29201
(803) 758-1288 • Fax (803) 758-1272
Email rhenry@wis-tv.com
Website WISTV.com

WLTX (CBS, Ch. 19)

Bob Shields, Sports Director
6027 Garners Ferry Road
Columbia, SC 29209
(803) 776-9508 x233 • Fax (803) 776-1791
Email bshields@wltx.gannett.com
Website WLTX.com

WOLO (ABC, Ch. 25)

Tim Hill, Sports Director
5807 Shakespeare Road
Columbia, SC 29223
(803) 735-9605 • Fax (803) 691-4015
Email thill@wolo.com
Website WOLO.com

Comcast/Charter Sports Southeast

Erin Morton, Marketing Director
2995 Courtyards Drive
Norcross, GA 30071
(770) 559-2991 • Fax (770) 559-2418
Email ... erin_morton@cable.comcast.com
Website CSS-Sports.com

FSN South

Jamie Kimbrough, Public Relations Director
1175 Peachtree Street, Northeast
Building 100; Suite 200
Atlanta, GA 30361
(404) 230-7318 • Fax (404) 230-7398
Email jkimbrough@foxsports.net
Website FoxSports.com

Wire Service

(Columbia) Associated Press

Pete Iacobelli, Sports Writer
1311 Marion Street
Columbia, SC 29201
(803) 799-5510 • Fax (803) 252-2913
Email apcolumbia@ap.org
Website AP.org

Clemson Roster

Numerical

#	Player	Pos.	B-T	Hgt	Wgt	Cl.	Exp.	Hometown	Previous School
1	C.J. Gaddis	OF	R-R	6-0	215	So.	1VL	Raeform, NC	Hoke County HS
3	Herman Demmink	INF	L-R	5-11	185	Jr.	2VL	Midlothian, VA	Clover Hill HS
4	Taylor Harbin	INF	R-R	5-10	175	Fr.	HS	Travelers Rest, SC	Travelers Rest HS
5	Travis Storrer	OF	L-R	6-1	190	Jr.	1VL	Mount Vernon, WA	Edmonds CC
6	Stan Widmann	SS	R-R	6-1	190	Fr.	HS	Hurst, TX	L.D. Bell HS
8	Brad Chalk	OF	L-L	6-0	170	Fr.	HS	Greer, SC	Riverside HS
9	David Williams	OF/INF	R-R	5-10	190	Jr.	TR	Burnsville, NC	UNC Asheville
12	Jesse Ferguson	OF	L-R	5-11	180	*So.	RS	Redmond, WA	Bellevue CC
15	John Ingram	INF/OF	R-R	6-1	205	*So.	1VL	Alpharetta, GA	Chattahoochee HS
16	Ben Hall	2B	R-R	5-10	190	Jr.	JC	Ormond Beach, FL	Daytona Beach CC
17	Chris Fidrych	LHP	L-L	6-1	220	Fr.	HS	Beaufort, SC	Beaufort HS
18	Jason Berken	RHP	R-R	6-0	200	Jr.	2VL	De Pere, WI	West De Pere HS
20	Stephen Faris	RHP	R-R	6-2	190	So.	1VL	Richmond, VA	Tucker HS
21	Tyler Colvin	OF/1B	L-L	6-3	205	So.	1VL	North Augusta, SC	North Augusta HS
22	Jorge Andrade, Jr.	INF	R-R	6-1	200	So.	JC	San Diego, CA	San Diego City College
23	Tanner Leggett	INF	R-R	6-0	170	*So.	SQ	Clemson, SC	Daniel HS
24	Andy D'Alessio	1B	L-R	6-3	210	So.	1VL	Naples, FL	Barron Collier HS
26	Daniel Pritchard	INF	R-R	5-8	160	*Jr.	2VL	Hartsville, SC	Hartsville HS
27	Jeff Hahn	RHP	R-R	6-4	210	*Sr.	3VL	Winchester, VA	Handley HS
28	Gene Pierce	C	R-R	6-2	215	*Sr.	2VL	Columbia, SC	A.C. Flora HS
29	Adrian Casanova	C	R-R	6-1	205	*Jr.	TR	Miami, FL	Florida International University
30	Doug Hogan	C	R-R	6-2	195	*Fr.	RS	Columbia, SC	Irmo HS
31	P.J. Zocchi	RHP	R-R	6-0	205	*Fr.	RS	Bronx, NY	Iona Prep HS
32	Aaron Eubanks	LHP	L-L	6-0	200	*Fr.	RS	Moultrie, GA	Colquitt County HS
33	William Bond	LHP	R-L	5-11	185	Fr.	HS	Lawrenceville, GA	Greater Atlanta Christian School
35	Kris Harvey	OF/RHP/1B	R-R	6-2	195	Jr.	2VL	Catawba, NC	Bandys HS
36	Stephen Clyne	RHP	R-R	6-2	175	*So.	SQ	Parkland, FL	American Heritage HS
40	Alex Martin	LHP	L-L	6-2	175	Fr.	HS	Charlotte, NC	Providence HS
41	Daniel Moskos	LHP	R-L	6-1	200	Fr.	HS	Alta Loma, CA	Damien HS
42	Drew Fiorenza	RHP	R-R	6-2	200	Jr.	JC	Atlanta, GA	Middle Georgia College
43	Sean Clark	RHP	R-R	6-2	190	Jr.	JC	Los Angeles, CA	Chandler-Gilbert (AZ) CC
44	Robert Rohrbaugh	LHP	L-L	6-2	190	Jr.	2VL	Littlestown, PA	Littlestown HS
47	David Kopp	RHP	R-R	6-3	195	Fr.	HS	Margate, FL	Coral Springs HS
48	Josh Cribb	RHP	R-R	5-9	185	*Jr.	2VL	Lake View, SC	Lake View HS
50	Chris Howard	RHP	L-R	6-4	195	*Fr.	RS	Fort Wayne, IN	Concordia Lutheran HS

Alphabetical

#	Player	Pos.	Cl.
22	Jorge Andrade, Jr.	INF	So.
18	Jason Berken	RHP	Jr.
33	William Bond	LHP	Fr.
29	Adrian Casanova	C	*Jr.
8	Brad Chalk	OF	Fr.
43	Sean Clark	RHP	Jr.
36	Stephen Clyne	RHP	*So.
21	Tyler Colvin	OF/1B	So.
48	Josh Cribb	RHP	*Jr.
24	Andy D'Alessio	1B	So.
3	Herman Demmink	INF	Jr.
32	Aaron Eubanks	LHP	*Fr.
20	Stephen Faris	RHP	So.
12	Jesse Ferguson	OF	*So.
17	Chris Fidrych	LHP	Fr.
42	Drew Fiorenza	RHP	Jr.
1	C.J. Gaddis	OF	So.
27	Jeff Hahn	RHP	*Sr.
16	Ben Hall	2B	Jr.
4	Taylor Harbin	INF	Fr.
35	Kris Harvey	OF/RHP/1B	Jr.
30	Doug Hogan	C	*Fr.
50	Chris Howard	RHP	*Fr.
15	John Ingram	INF/OF	*So.
47	David Kopp	RHP	Fr.
23	Tanner Leggett	INF	*So.
40	Alex Martin	LHP	Fr.
41	Daniel Moskos	LHP	Fr.
28	Gene Pierce	C	*Sr.
26	Daniel Pritchard	INF	*Jr.
44	Robert Rohrbaugh	LHP	Jr.
5	Travis Storrer	OF	Jr.
6	Stan Widmann	SS	Fr.
9	David Williams	OF/INF	Jr.
31	P.J. Zocchi	RHP	*Fr.

Head Coach:

Associate Head Coach:

Assistant Head Coach:

Volunteer Assistant Coach:

Field Manager:

Sports Information Contact:

Student Equipment Manager:

Graduate Trainer:

- 7 Jack Leggett (12th season, Maine '76)
 39 Kevin O'Sullivan (7th season, Virginia '91)
 10 Tom Riginos (3rd season, Stetson '90)
 2 Bradley LeCroy (3rd season, Clemson '01)
 Mike Echols (Clemson '85)
 Brian Hennessy (Clemson '98)
 Tim O'Day (Sr. • South Burlington, VT)
 Shawn Arnett (Gardner-Webb '02)

* - has spent one season as a red-shirt player

Pronunciations

22	Jorge Andrade, Jr.	HOHR-heh ahn-DRAH-deh
21	Tyler Colvin	COHL-vihn
24	Andy D'Alessio	duh-LEHS-ee-oh
3	Herman Demmink	DEHM-ihnk
20	Stephen Faris	FAYR-ihs
2	Bradley LeCroy	lee-CROY
41	Daniel Moskos	MAH-skohs
10	Tom Riginos	rih-JEEN-uhs
31	P.J. Zocchi	ZAH-chee

Players By State

South Carolina (9)

8	Brad Chalk	Greer
21	Tyler Colvin	North Augusta
48	Josh Cribb	Lake View
17	Chris Fidrych	Beaufort
4	Taylor Harbin	Travelers Rest
30	Doug Hogan	Columbia
23	Tanner Leggett	Clemson
28	Gene Pierce	Columbia
26	Daniel Pritchard	Hartsville

Florida (5)

29	Adrian Casanova	Miami
36	Stephen Clyne	Parkland
24	Andy D'Alessio	Naples
16	Ben Hall	Ormond Beach
47	David Kopp	Margate

Georgia (4)

33	William Bond	Lawrenceville
32	Aaron Eubanks	Moultrie
42	Drew Fiorenza	Atlanta
15	John Ingram	Alpharetta

North Carolina (4)

1	C.J. Gaddis	Raeform
35	Kris Harvey	Catawba
40	Alex Martin	Charlotte
9	David Williams	Burnsville

California (3)

22	Jorge Andrade, Jr.	San Diego
43	Sean Clark	Los Angeles
41	Daniel Moskos	Alta Loma

Virginia (3)

3	Herman Demmink	Midlothian
20	Stephen Faris	Richmond
27	Jeff Hahn	Winchester

Washington (2)

12	Jesse Ferguson	Redmond
5	Travis Storrer	Mount Vernon

Indiana (1)

50	Chris Howard	Fort Wayne
----	--------------	------------

New York (1)

31	P.J. Zocchi	Bronx
----	-------------	-------

Pennsylvania (1)

44	Robert Rohrbaugh	Littlestown
----	------------------	-------------

Texas (1)

6	Stan Widmann	Hurst
---	--------------	-------

Wisconsin (1)

18	Jason Berken	De Pere
----	--------------	---------

Position Roster

Catchers

#	Player	Pos.	B-T	Hgt	Wgt	Cl.	Birthdate	Current Home Address, Hometown Phone
29	Adrian Casanova	C	R-R	6-1	205	*Jr.	5-6-83	1400 SW 78 Avenue; Miami, FL 33144; (305) 262-6246
30	Doug Hogan	C	R-R	6-2	195	*Fr.	9-29-84	441 Winding Way; Columbia, SC 29212; (803) 781-9028
28	Gene Pierce	C	R-R	6-2	215	*Sr.	4-3-82	1018 Rickenbaker Road; Columbia, SC 29205; (803) 782-9917

Infielders

#	Player	Pos.	B-T	Hgt	Wgt	Cl.	Birthdate	Current Home Address, Hometown Phone
22	Jorge Andrade, Jr.	INF	R-R	6-1	200	So.	10-1-85	5328 Nutmeg Street; San Diego, CA 92105; (619) 264-6933
24	Andy D'Alessio	1B	L-R	6-3	210	So.	9-23-84	6899 Lone Oak Boulevard; Naples, FL 34109; (239) 594-3090
3	Herman Demmink	INF	L-R	5-11	185	Jr.	9-21-83	2901 Sliding Rock Trail; Fort Mill, SC 29708; (803) 547-0306
16	Ben Hall	2B	R-R	5-10	190	Jr.	8-9-83	46 River Ridge Trail; Ormond Beach, FL 32174; (386) 677-5096
4	Taylor Harbin	INF	R-R	5-10	175	Fr.	2-13-86	503 Tubbs Mountain Road; Travelers Rest, SC 29690; (864) 834-1611
15	John Ingram	INF/OF	R-R	6-1	205	*So.	10-21-83	12160 Winding Oak Trail; Alpharetta, GA 30005; (770) 740-0705
23	Tanner Leggett	INF	R-R	6-0	170	*So.	8-12-83	154 Riverpoint Drive; Clemson, SC 29631; (864) 654-4387
26	Daniel Pritchard	INF	R-R	5-8	160	*Jr.	4-13-83	1402 Ballentine Drive; Hartsville, SC 29550; (843) 332-4687
6	Stan Widmann	SS	R-R	6-1	190	Fr.	8-25-85	308 Wanda Way; Hurst, TX 76053; (817) 808-5534

Outfielders

#	Player	Pos.	B-T	Hgt	Wgt	Cl.	Birthdate	Current Home Address, Hometown Phone
8	Brad Chalk	OF	L-L	6-0	170	Fr.	1-20-86	105 North Wingfield Road; Greer, SC 29650; (864) 978-1794
21	Tyler Colvin	OF/1B	L-L	6-3	205	So.	9-5-85	222 Eagle Lake Road; North Augusta, SC 29841; (803) 278-4120
12	Jesse Ferguson	OF	L-R	5-11	180	*So.	5-21-84	16715 NE 124th Street; Redmond, WA 98052; (425) 881-6269
1	C.J. Gaddis	OF	R-R	6-0	215	So.	9-12-85	1611 Dutch Gap Court; Fort Lee, VA 23801; (804) 861-1497
35	Kris Harvey	OF/RHP/1B	R-R	6-2	195	Jr.	1-5-84	6397 Hudson Chapel Road; Catawba, NC 28609; (828) 281-5598
5	Travis Storrer	OF	L-R	6-1	190	Jr.	10-2-83	2300 Earl Court; Mount Vernon, WA 98273; (360) 424-6000
9	David Williams	OF/INF	R-R	5-10	190	Jr.	12-12-83	135 Smokehouse Way; Burnsville, NC 28714; (704) 995-3403

Pitchers

#	Player	Pos.	B-T	Hgt	Wgt	Cl.	Birthdate	Current Home Address, Hometown Phone
18	Jason Berken	RHP	R-R	6-0	200	Jr.	11-27-83	663 Saint Joseph Street; De Pere, WI 54115; (920) 336-1690
33	William Bond	LHP	R-L	5-11	185	Fr.	12-18-85	775 Woodbrook Way; Lawrenceville, GA 30043; (770) 682-0734
43	Sean Clark	RHP	R-R	6-2	190	Jr.	4-24-84	24701 Riverchase Drive, #9212; Valencia, CA 91355; (661) 259-9985
36	Stephen Clyne	RHP	R-R	6-2	175	*So.	9-22-84	12805 Northwest 69th Court; Parkland, FL 33076; (954) 757-0423
48	Josh Cribb	RHP	R-R	5-9	185	*Jr.	2-24-83	325 Layton Court; Marion, SC 29571; (843) 423-3691
32	Aaron Eubanks	LHP	L-L	6-0	200	*Fr.	8-8-84	239 Pinemeadows Drive; Moultrie, GA 31768; (229) 890-3214
20	Stephen Faris	RHP	R-R	6-2	190	So.	6-30-84	3605 Milbrier Place; Richmond, VA 23233; (804) 360-4959
17	Chris Fidrych	LHP	L-L	6-1	220	Fr.	9-8-85	238 Green Winged Teal Drive South; Beaufort, SC 29907; (843) 470-0902
42	Drew Fiorenza	RHP	R-R	6-2	200	Jr.	6-24-84	2125 Spalding Drive; Atlanta, GA 30350; (770) 480-5036
27	Jeff Hahn	RHP	R-R	6-4	210	*Sr.	8-28-81	649 Treys Drive; Winchester, VA 22601; (540) 667-9999
50	Chris Howard	RHP	L-R	6-4	195	*Fr.	10-8-84	520 Choctaw Court; Fort Wayne, IN 46825; (260) 497-9894
47	David Kopp	RHP	R-R	6-3	195	Fr.	10-22-85	3360 Pinewalk Drive North, #1311; Margate, FL 33063; (954) 255-0009
40	Alex Martin	LHP	L-L	6-2	175	Fr.	2-16-86	4509 Rosecliff Drive; Charlotte, NC 28277; (704) 541-0791
41	Daniel Moskos	LHP	R-L	6-1	200	Fr.	4-28-86	6989 Galatina Place; Alta Loma, CA 91701; (909) 989-3085
44	Robert Rohrbaugh	LHP	L-L	6-2	190	Jr.	12-28-83	150 Valley View Drive; Littlestown, PA 17340; (717) 359-9447
31	P.J. Zocchi	RHP	R-R	6-0	205	*Fr.	6-19-85	2542 Westervelt Avenue; Bronx, NY 10469; (718) 519-0395

Head Coach:

Associate Head Coach:

Assistant Head Coach:

Volunteer Assistant Coach:

Field Manager:

Sports Information Contact:

Student Equipment Manager:

Graduate Trainer:

- 7 Jack Leggett (12th season, Maine '76)
- 39 Kevin O'Sullivan (7th season, Virginia '91)
- 10 Tom Riginos (3rd season, Stetson '90)
- 2 Bradley LeCroy (3rd season, Clemson '01)
- Mike Echols (Clemson '85)
- Brian Hennessy (Clemson '98)
- Tim O'Day (Sr. • South Burlington, VT)
- Shawn Arnett (Gardner-Webb '02)

* - has spent one season as a red-shirt player



Quick Facts

General Information

Institution: Clemson University
Nickname: Tigers
Location: Clemson, SC 29633
Colors: Burnt Orange (PMS 165) & Northwest Purple (PMS 268)
Founded: 1889
Enrollment: 16,911
President: James F. Barker (Clemson '70)
Athletic Director: Dr. Terry Don Phillips (Arkansas '70)
..... Office Phone - (864) 656-1935
..... Email - pterry@clemson.edu
Conference: Atlantic Coast (Clemson, Duke, Florida State, Georgia Tech, Maryland, Miami (FL), North Carolina, North Carolina State, Virginia, Virginia Tech, Wake Forest)
Stadium: Doug Kingsmore Stadium (Natural Grass) (5,000)
Field Dimensions: LL - 320, LC - 370, C - 400, RC - 375, RL - 330
Press Box Phone Number: (864) 656-7731
Ticket Office Phone Number: (864) 656-2118 or 1-800-CLEMSON

Baseball Staff

Head Coach: Jack Leggett (Maine '76)
Record at Clemson: 512-220 (11 seasons)
Overall Record: 889-510 (25 seasons)
..... Office Phone - (864) 656-1947
..... Home Phone - (864) 654-4387
Best Time to Contact Leggett: 9:00 AM - 11:00 AM weekdays
Associate Head Coach: Kevin O'Sullivan (Virginia '91)
..... Office Phone - (864) 656-1948
..... Home Phone - (864) 654-0403
Assistant Head Coach: Tom Riginos (Stetson '90)
..... Office Phone - (864) 656-1950
..... Home Phone - (864) 654-4599
Volunteer Assistant Coach: Bradley LeCroy (Clemson '01)
..... Office Phone - (864) 656-1950
..... Cell Phone - (864) 903-2955
Administrative Assistant: Roberta Balliet
..... Office Phone - (864) 656-1940
..... Email - rballet@clemson.edu
Student Equipment Manager: Tim O'Day (Sr. • South Burlington, VT)
Supervisor of Athletic Facilities: Matt Money (Clemson '01)
Supervisor of Athletic Grounds: Mike Echols (Clemson '85)
Graduate Trainer: Shawn Arnett (Gardner-Webb '02)
Strength Training Coach: David Helms (South Carolina '86)
Graduate Strength Training Coach: Dennis Love (Catawba '00)

SID Information

Office Phone: (864) 656-2114
Fax Number: (864) 656-0299
Mailing Address: P.O. Box 31; Clemson, SC 29633
Overnight Address: Jervey Athletic Center; 100 Perimeter Road; Clemson, SC 29634
Website: ClemsonTigers.com
Assistant AD/Sports Information Director: Tim Bourret (Notre Dame '77)
..... Home Phone - (864) 888-3490
..... Cell Phone - (864) 356-3791
..... Email - btimoth@clemson.edu
Associate SID: Sam Blackman (Clemson '85)
..... Home Phone - (864) 639-4400
..... Email - blacknj@clemson.edu
Associate SID: Anne Miller (Carson-Newman '96)
..... Home Phone - (864) 885-1610
..... Email - miller7@clemson.edu
Assistant SID/Website Coordinator: Louis Garmendia (Clemson '00)
..... Home Phone - (864) 639-9612
..... Email - ggarmen@clemson.edu
Assistant SID/Baseball Contact: Brian Hennessy (Clemson '98)
..... Office Phone - (864) 656-1921
..... Cell Phone - (864) 986-9046
..... Email - bhennes@clemson.edu
Assistant SID: Philip Sikes (Clemson '02)
..... Home Phone - (864) 329-1089
..... Email - philips@clemson.edu
SID Graduate Assistants: Jonathan Brown (Furman '03),
..... Nicholas Skinner (Clemson '03), Kyle Tucker (Clemson '04)
SID Student Assistants: Courtney Adams (Sr. • Forest City, NC),
..... Carmen Clark (Jr. • Burke, VA), Chris Flowers (Fr. • Annandale, VA),
..... Joel Green (So. • Saline, MI), Lauren Huckaby (Jr. • Williamsburg, VA),
..... Scott Kirby (Sr. • Aiken, SC), Christine Long (Sr. • Bellbrook, OH),
..... Lindsey Meleski (So. • Weston, FL), Marshall Merritt (So. • Clemson, SC),
..... Ashley Morgan (Sr. • Gaffney, SC), Amanda Wolk (So. • Berryville, VA)
Official Scorer: Sack Bagley (Southern Wesleyan '72)
Public Address Announcer: Rob Heller (Clemson '92)

2005 Team Information

Lettermen Returning: 14
Lettermen Lost: 12
Starting Position Players Returning (4): Andy D'Alessio (1B),
..... Herman Demmink (2B), Kris Harvey (DH), Travis Storrer (RF)
Starting Position Players Lost (5): Garrick Evans (CF), Brad McCann (3B),
..... Lou Santangelo (C), Tony Sipp (LF), Russell Triplett (SS)
Starting Pitchers Returning (4): Jason Berken (R), Stephen Faris (R),
..... Kris Harvey (R), Robert Rohrbaugh (L)
Starting Pitchers Lost (1): Tyler Lumsden (L)
All-ACC Players Returning (1): Kris Harvey (At-Large)
All-ACC Players Lost (3): Patrick Hogan (RP), Brad McCann (3B),
..... Lou Santangelo (C)
All-Americans Returning (0)
All-Americans Lost (1): Brad McCann (3B)

Returning Leaders

Batting Average: Kris Harvey (.335)
Games: Andy D'Alessio (60)
At-Bats: Travis Storrer (216)
Runs Scored: Travis Storrer (49)
Hits: Kris Harvey (70)
Doubles: Kris Harvey (16)
Home Runs: Kris Harvey (8)
RBIs: Kris Harvey (41)
Stolen Bases: Herman Demmink (6)
ERA: Jason Berken (2.53)
Wins: Kris Harvey (6)
Appearances: Josh Cribb, Jeff Hahn, Robert Rohrbaugh (20)
Saves: Josh Cribb (2)
Innings Pitched: Robert Rohrbaugh (76.2)
Strikeouts: Josh Cribb (58)

2004 Review

Record: 39-26 Overall, 23-9 Home, 10-15 Away, 6-2 Neutral
..... NCAA Athens (GA) Regional Participant
ACC Regular-Season Record (finish): 14-10 (T-4th)
ACC Tournament Record (finish): 2-2 (4th)
NCAA Tournament Record: 3-2 in Athens (GA) Regional
Final Clemson Rankings: NR
Highest Rankings: #11 by Baseball America (Preseason - Feb. 29),
..... #11 by Collegiate Baseball (Apr. 26 - May 2),
..... #11 by Sports Weekly (Feb. 23 - Feb. 29)
Record vs. Top-25 Ranked Teams: 9-16

2004 NCAA Top-25 Stat Rankings

Team	Category	Stat	Rank
Clemson	Doubles/Game	2.29	T-17
Individual	Category	Stat	Rank
Patrick Hogan	Saves	10	T-21

Clemson Baseball Since 1994

40-Win Seasons

Rk Team	Seasons
1. Florida State	11
Louisiana State	11
Notre Dame	11
Wichita State	11
5. Miami (FL)	10
Rice	10
Stanford	10
8. Clemson	9
Georgia Tech	9
Texas Tech	8

50-Win Seasons

Rk Team	Seasons
1. Florida State	9
2. Miami (FL)	6
3. Clemson	5
Wichita State	5
5. Alabama	4
Stanford	4
7. Cal. State-Fullerton	3
Georgia Tech	3
Louisiana State	3

Rice	3
South Carolina	3
Texas	3

NCAA Tournament Appearances

Rk Team	App.
1. Clemson	11
Florida State	11
Louisiana State	11
Miami (FL)	11
5. Cal. State-Fullerton	10
Georgia Tech	10
Stanford	10
Wichita State	10

Consecutive Years in NCAA Tourney

Rk Team	Seasons
1. Miami (FL)	32
2. Florida State	27
3. Clemson	18
4. Louisiana State	16
5. Cal. State-Fullerton	14
6. Stanford	12
7. Rice	11

2005 Outlook

Overview

With 18 consecutive NCAA Tournament appearances, Clemson remains one of the elite baseball programs in the country. Despite a disappointing finish to the 2004 season that saw the Tigers come within one inning of advancing to a Super Regional, many new faces and a solid core of returnees are reasons for optimism in Tigertown.

"I'm very excited about our team," said Head Coach **Jack Leggett**, whose 512 wins in 11 years at Clemson is sixth-most in the country during that time period. "I think we have great team chemistry, which is an important component to success. The guys are working extremely hard and are very unselfish. That's a major part of what has to happen.

"We have new players and critical positions that we're trying to piece together. Losing a school-record nine players to the draft has made everyone understand that they must step up their game. We have a tough schedule and must bring our team together quickly."

Clemson will rely upon 15 newcomers in 2005, and that group was ranked as the #12 recruiting class in the nation by both **Baseball America** and **Collegiate Baseball**. Four of the signees are listed in the top 50 of **Baseball America's** top-50 freshman list entering 2005. Clemson is the only school in the nation to have four freshmen listed in the top 50.

The coaching staff returns intact for the third year in a row. Recruiting Coordinator and Pitching Coach **Kevin O'Sullivan**, who is in his seventh season, will lead the Tigers' youthful pitching staff. Third-year Hitting Instructor and Outfield Coach **Tom Riginos**, and third-year Volunteer Coach **Bradley LeCroy** will assist in coaching the position players.

With the addition of Miami (FL) and Virginia Tech to the ACC, Clemson will play 30 conference games in 2005, six more than in years past. The

Tigers will open the season in the Baseball at The Beach tournament at Myrtle Beach, SC, where they will play West Virginia, Coastal Carolina, and East Carolina from February 18-20.

Clemson will play three-game, non-conference series against California-Irvine (home) and Auburn (away) the next two weekends. After home-and-home games against rival South Carolina the following weekend, the Tigers will play the 10 ACC foes each of the next 10 weekends, including Miami in the regular-season finale at Doug Kingsmore Stadium from May 19-21. The Tigers will also play host to ACC teams North Carolina, Duke, Virginia, and Georgia Tech, and travel to Maryland, Florida State, N.C. State, Virginia Tech, and Wake Forest.

Clemson will also play midweek, non-conference games against Winthrop (1), Furman (1), Old Dominion (2), Coastal Carolina (2), Georgia (2), Western Carolina (2), South Carolina (2), Elon (1), Wofford (1), and College of Charleston (1). Thirty-two of the Tigers' 56 regular-season games will be against teams that played in the 2004 NCAA Tournament, a tough task for a team ranked #21 in the nation in **Collegiate Baseball's** preseason poll.

Catchers


The catching position will see a new starter in 2005 after losing Lou Santangelo's 18 homers and 62 RBIs in 2004. Junior **Adrian Casanova** (Miami, FL), a transfer from Florida International, will compete for the starting job behind the plate with the Tigers' other two catchers. He had an excellent 2004 season, defensively, for the Golden Panthers, as he threw out 16 of 43 base stealers.

Senior Gene Pierce (Columbia, SC), a former walk-on, has played in 21 games off the bench in three years. In the limited playing time, he is 3-for-10 with a homer and double in his career. Pierce is also one of just two seniors on the 2005 club.

Doug Hogan (Columbia, SC), a red-shirt freshman and brother of 2004 senior Patrick Hogan, will compete for playing time behind the plate as well. After watching his brother become just the third Tiger in history to record double-digits in saves (10) in a season in 2004, the younger Hogan hit .271 with four home runs and 32 RBIs in 43 starts for Florence in the Coastal Plain League during the summer.

Infielders

The right side of the infield has several players returning. Junior **Herman Demmink** (Midlothian, VA), a strength & conditioning All-American in 2004, is a career .293 hitter in 98 games and is a candidate to start at second base. Demmink has won the Omaha Challenge, the Tigers' offseason strength and conditioning competition, all three years that he has been in the program. The .293 career hitter



First-baseman Andy D'Alessio hit .371 in ACC regular-season games as a freshman last year. He is rated as the 17th-best sophomore in the country by Baseball America.

also won the Bob Bradley Award in 2004, which goes to the MVP of the Clemson-South Carolina four-game series.

Junior **Daniel Pritchard** (Hartsville, SC) is an infielder who has played in just 33 career games off the bench, but he has earned the respect of his teammates and coaches, as he was voted as one of two team captains for 2005.

Sophomore **Tanner Leggett** (Clemson, SC), son of the head coach, will also compete for playing time. The younger Leggett has yet to play in a game as a Tiger, as he has been hampered by three shoulder surgeries.

Junior college transfer **Ben Hall** (Ormond Beach, FL)

adds to the depth of the second baseman, as he joins the program after one season at Stetson and one at Daytona Beach Community College. While with the Hatter program in 2003, he was named to the Atlantic Sun Conference All-Freshman team after he hit .321 in 48 games.

Sophomore **Andy D'Alessio** (Naples, FL) hit .333 with a .440 on-base percentage in 50 starts at first base last year. He will be counted on to provide power in the middle of the lineup this season. D'Alessio, who is rated as the 17th-best sophomore in the nation and best defensive first baseman in the ACC by **Baseball America**, led the team with a .371 batting average in ACC regular-season games. His .483 on-base percentage in ACC regular-season contests was second-best in the conference as well.

Another sophomore, **John Ingram** (Alpharetta, GA), can play either of the corner infield positions as well as the corner outfield spots. Ingram hit four homers and 21 RBIs in limited action last season. The former high school baseball teammate of Tiger quarterback Charlie Whitehurst, hit his first career homer in his first career at-bat last year, and had

Jersey # Changes

Player	2005 #	2004 #
Tyler Colvin	21	41
Andy D'Alessio	24	17
C.J. Gaddis	1	19
John Ingram	15	37
Travis Storrer	5	47

Catchers

#	Player	B-T	Jr.	BA	HR	RBI
29	Adrian Casanova [^]	R-R	*Jr.	.205	2	14
30	Doug Hogan	R-R	*Fr.	----	--	--
28	Gene Pierce	R-R	*Sr.	.000	0	0

* - has spent one season as a red-shirt player; ^ - stats at Florida International; Note: Stats are from the 2004 season.



Pitching Coach Kevin O'Sullivan will lead a young group of talented pitchers in 2005. His recruiting efforts led to the 12th-best incoming class in the country according to Baseball America and Collegiate Baseball.

Infielders

#	Player	B-T	Cl.	BA	HR	RBI
22	Jorge Andrade, Jr.	R-R	So.	-----	--	--
21	Tyler Colvin	L-L	So.	.289	2	19
24	Andy D'Alessio	L-R	So.	.333	4	22
3	Herman Demmink	L-R	Jr.	.270	4	29
16	Ben Hall	R-R	Jr.	-----	--	--
4	Taylor Harbin	R-R	Fr.	-----	--	--
35	Kris Harvey	R-R	Jr.	.335	8	41
15	John Ingram	R-R	*So.	.271	4	21
23	Tanner Leggett	R-R	*So.	-----	--	--
26	Daniel Pritchard	R-R	*Jr.	.154	0	2
6	Stan Widmann	R-R	Fr.	-----	--	--

* - has spent one season as a red-shirt player; Note: Stats are from the 2004 season.

two homers and 10 RBIs in just 13 pinch-hit at-bats.

With the departures of All-ACC performers Brad McCann (3B) and Russell Triplett (SS), the left side of the infield is an area open for several newcomers to become starters in 2005. Freshmen **Taylor Harbin** (Travelers Rest, SC) and **Stan Widmann** (Hurst, TX) are highly-recruited players that are expected to make an immediate impact there.

Widmann, Clemson's first player from the state of Texas since 1993, is rated as the 14th-best freshman in the nation by **Baseball America**. He played in two national all-star games, and his fielding ability and work ethic during fall workouts has drawn rave reviews from the coaches.

Harbin, who will also compete for the second base position, was named "Mr. Baseball" as a senior in 2004 and set the South Carolina record for career home runs (52). In fact, he broke the state record during his junior season at Travelers Rest High School. Harbin's ability to exhibit a powerful bat despite his 5'10" frame is one reason he is rated as the 17th-best freshman in the nation by **Baseball America**.

Junior college transfer **Jorge Andrade, Jr.** (San Diego, CA), who has three years of eligibility remaining, will also compete for the starting nod at third base. Andrade, who hit .391 at San Diego City College a season ago, is one of three new Tigers from the state of California.



Stan Widmann (left) and Brad Chalk (right) are two of the Tigers' four newcomers who are ranked among the top-35 freshmen in the country by Baseball America.

Outfielders

Sophomore **Tyler Colvin** (North Augusta, SC) is a player who can play the outfield and first base. He is a candidate for the starting job in left field after hitting .289 with 10 doubles in 128 at-bats as a freshman. Colvin also hit .345 in ACC regular-season games, second-best on the team. In one of those games, he became just the 10th Tiger in history to total three doubles in a game when he did so against #24 Florida State on May 3.

Kris Harvey (Catawba, NC), who is a career .328 hitter, is also a player who has experience at first base and in the outfield. Harvey hit .335 with eight homers and 41 RBIs in 2004 and returns as one of the top hitters in 2005. He is one of 58 players selected to the Brooks Wallace Award watch list presented to the national-player-of-the-year. Clemson's only First-Team All-ACC performer from 2004 is listed as having the best outfield arm in the ACC by **Baseball America**.

Perhaps the team's hottest hitter in the 2004 postseason was **Travis Storrer** (Mount Vernon, WA). The junior made 25 starts at second base and 25 in the outfield last year, but is slated to play primarily in right field in 2005. He made both postseason all-tournament teams, as he hit .395 with 13 runs scored, five doubles, three homers, and 14 RBIs in nine postseason games. The native of Washington state is a preseason second-team All-ACC selection by **SEBaseball.com** as well.

Freshman **Brad Chalk** (Greer, SC) is a speedy centerfielder who fits the mold of a leadoff hitter. The Riverside High School alum is rated as the 34th-best freshman in the nation and third-best newcomer in the ACC by **Baseball America**. His defensive skills, including his range, has been noted by Leggett in the preseason.

Sophomore **C.J. Gaddis** (Raeford, NC), a cornerback on the Clemson football team, was a member of the 25-player postseason roster in 2004. Gaddis' outstanding speed and athletic ability will allow him to be an effective defensive player and baserunner.

Sophomore **Jesse Ferguson** (Redmond, WA) will also compete in the outfield. After red-shirting at Clemson in 2004, he hit .272 with 16 stolen bases in 46 starts for Wilmington of the Coastal Plain League in the summer.

David Williams (Burnsville, NC), a junior transfer from UNC Asheville, will also be in the mix in both the outfield and infield. He is listed as the 15th-most significant transfer in the nation by **Baseball America**. In 2004, he hit .345 with four homers, 29 RBIs, and 16 stolen bases in 57 starts.

Outfielders

#	Player	B-T	Cl.	BA	HR	RBI
8	Brad Chalk	L-L	Fr.	-----	--	--
21	Tyler Colvin	L-L	So.	.289	2	19
12	Jesse Ferguson	L-R	*So.	-----	--	--
1	C.J. Gaddis	R-R	So.	.000	0	2
35	Kris Harvey	R-R	Jr.	.335	8	41
15	John Ingram	R-R	*So.	.271	4	21
5	Travis Storrer	L-R	Jr.	.315	7	33
9	David Williams^	R-R	Jr.	.345	4	29

* - has spent one season as a red-shirt player; ^ - stats at North Carolina-Asheville; Note: Stats are from the 2004 season.



Junior outfielder Travis Storrer hopes to carry over his torrid hitting from the 2004 postseason into the 2005 season.

Pitchers

Junior righthander **Jason Berken** (De Pere, WI), who missed the last half of 2004 and had "Tommy John" surgery to repair the damage, was slated to be the team's #1 starter after filling that same role in the first half of 2004. But his elbow will not heal in time for him to pitch in 2005. Despite this fact, he was voted as one of two team captains for 2005. His 2.90 ERA and .229 opponents' batting average in his two-year career will be missed.

Another righthander, **Jeff Hahn** (Winchester, VA), is a seasoned veteran who has experience as a starter and reliever. The righthander, who is one of two seniors, has an 11-7 career record in 63 appearances. Hahn's specialty has been his ability to keep the ball down in the strikezone. In three seasons, he has thrown 223 ground-ball outs compared to only 79 fly-ball outs.

An area that has been lacking the past two years has been depth of lefthanded pitchers. For each of those two seasons, Clemson had only two lefties on the active roster. This season, the Tigers have six lefthanders to turn to.

Junior **Robert Rohrbaugh** (Littlestown, PA) is the leader of the southpaws. The quiet-natured hurler is a control pitcher who has walked just 34 in 106.1 career innings pitched. His consistency on the mound has been evident, as he has allowed more than four runs in just one of his 46 career appearances. Rohrbaugh is also effective in keeping baserunners from advancing on steals, as he allowed just five stolen bases in 13 attempts and had six pickoffs in 2004.

Red-shirt freshman **Aaron Eubanks** (Moultrie, GA) played for Wilson in the Coastal Plain League in the summer of 2004, where he was 4-2 with a 1.65 ERA in 12 appearances (seven starts).

The Tigers brought in four more true freshman lefties to the program, including **William Bond** (Lawrenceville, GA), **Chris Fidrych** (Beaufort, SC), **Alex Martin** (Charlotte, NC), and **Daniel Moskos** (Alta Loma, CA).

Bond had a remarkable high school career at

2005 Outlook

Pitchers

#	Player	T	Cl.	ERA	W-L/S	IP
18	Jason Berken	R	Jr.	2.53	5-1/0	46.1
33	William Bond	L	Fr.	-----	-----	-----
43	Sean Clark	R	Jr.	-----	-----	-----
36	Stephen Clyne	R	*So.	-----	-----	-----
48	Josh Cribb	R	*Jr.	3.71	5-1/2	60.2
32	Aaron Eubanks	L	*Fr.	-----	-----	-----
20	Stephen Faris	R	So.	6.86	1-3/0	42.0
17	Chris Fidrych	L	Fr.	-----	-----	-----
42	Drew Fiorenza	R	Jr.	-----	-----	-----
27	Jeff Hahn	R	*Sr.	5.20	3-0/1	45.0
35	Kris Harvey	R	Jr.	5.40	6-0/0	61.2
50	Chris Howard	R	*Fr.	-----	-----	-----
47	David Kopp	R	Fr.	-----	-----	-----
40	Alex Martin	L	Fr.	-----	-----	-----
41	Daniel Moskos	L	Fr.	-----	-----	-----
44	Robert Rohrbaugh	L	Jr.	3.99	4-5/0	76.2
31	P.J. Zocchi	R	*Fr.	4.50	0-0/0	6.0

* - has spent one season as a red-shirt player; Note: Stats are from the 2004 season.

Greater Atlanta Christian School, where he threw four no-hitters and five one-hitters.

Fidrych, a distant relative of former Major League pitcher Mark Fidrych, won the Omaha Challenge competition among the pitchers, a significant feat for a freshman.

Martin is a spot-thrower who Leggett believes can contribute in 2005, while Moskos brings a hard-throwing slider to the team. Moskos, a native of California, was born in nearby Greenville, SC.

Junior righthander **Josh Cribb** (Lake View, SC) has performed well, both as a starter and reliever. He was 5-1 with a 3.71 ERA and .222 opponents' batting average a year ago, and was especially effective in the postseason. Cribb is slated to be one of the team's top starters in 2005 after his 3.87

strikeout-to-walk ratio in 2004 was the seventh-best mark in Clemson history.

Righties Harvey, a junior, and **Stephen Faris** (Richmond, VA) both have starting experience. Harvey was 6-0 in 14 starts last year and has a 10-1 career record. The 90.9 winning percentage is tied for the second-best mark in ACC history. Furthermore, Clemson has a 17-3 record in Harvey's 20 career starts.

Faris was 1-3 with a 6.86 ERA in 42.0 innings pitched as a freshman last year, but his control (only 11 walks) and ball movement will make him a factor. Faris had an outstanding summer while playing with New Market in the Valley League. He had a 5-2 record and 2.26 ERA in nine appearances (eight starts).

Six other righties, including three newcomers, hope to make an impact. Red-shirt freshman **P.J. Zocchi** (Bronx, NY) showed promise in three early-season outings before he suffered a season-ending injury. He is still recovering from surgery on his elbow and hopes to be at full strength by midseason.

Sophomore **Stephen Clyne** (Parkland, FL) has yet to appear in a game in two years in the program due to injury.

Chris Howard (Fort Wayne, IN) also hopes to contribute as a red-shirt freshman. He is from the same hometown and high school as former Tiger All-America righthander Steve Reba (1999-02). The coaches dropped his arm slot down in the offseason.

Junior college transfers **Sean Clark** (Los Angeles, CA) and **Drew Fiorenza** (Atlanta, GA), along with freshman **David Kopp** (Margate, FL), are talented righthanders as well.

Clark is also coming off of an arm injury, so his effectiveness will not be known until the season begins. The junior played in the Arizona Junior College All-Star game and was a second-team all-



Junior righthander Josh Cribb, who will be one of the top Tiger pitchers in 2005, has a 3.67 career strikeout-to-walk ratio.

conference selection at Chandler-Gilbert (AZ) Community College in 2004.

Fiorenza played in the Cape Cod League this past summer and is a candidate to be the closer. While playing for Hyannis, he had a 2.45 ERA. Fiorenza has been drafted twice, including last year when he was taken in the 45th round by the New York Yankees.

Kopp has shown a fastball in the low 90s and is a candidate to be a starter in 2005. He is also rated as the ninth-best freshman in the nation by **Baseball America**.

2005 Preseason Polls

Baseball America

Rk	School	2004 W-L	*Rk
1.	Tulane	41-21	19
2.	Louisiana State	46-19	7
3.	Cal. State-Fullerton	47-22	1
4.	Texas	58-15	2
5.	Miami (FL)	50-13	4
6.	Stanford	46-14	9
7.	South Carolina	53-17	3
8.	Washington	39-20-1	21
9.	Arizona State	41-18	22
10.	Georgia	45-23	5
11.	Baylor	29-31	---
12.	Arizona	36-27-1	12
13.	Texas A&M	42-22	20
14.	North Carolina	43-21	---
15.	Florida	43-22	16
16.	Mississippi	39-21	23
17.	Vanderbilt	45-19	17
18.	Rice	46-14	11
19.	Georgia Tech	44-21	10
20.	Notre Dame	51-12	15
21.	Texas Christian	39-26	---
22.	Long Beach State	40-21	13
23.	Oklahoma State	38-24	---
24.	Oral Roberts	50-11	18
25.	Winthrop	37-23	---

* - final ranking of 2004

Collegiate Baseball

Rk	School	2004 W-L	Pts	*Rk
1.	Texas	58-15	497	2
2.	Miami (FL)	50-13	496	5
3.	Cal. State-Fullerton	47-22	495	1
4.	Tulane	41-21	493	15
5.	Louisiana State	46-19	486	8
6.	Stanford	46-14	484	9
7.	North Carolina	43-21	480	---
8.	South Carolina	53-17	477	3
9.	Georgia	45-23	475	4
10.	Texas A&M	42-22	472	16
11.	Arizona State	41-18	468	23
12.	Arizona	36-27-1	466	6
13.	Georgia Tech	44-21	462	11
14.	Long Beach State	40-21	459	12
15.	Rice	46-14	458	10
16.	Mississippi	39-21	456	24
17.	Washington	39-20-1	453	21
18.	Florida State	45-23	451	14
19.	Mississippi State	35-24	447	---
20.	Notre Dame	51-12	445	19
21.	Clemson	39-26	442	---
22.	Florida	43-22	441	18
23.	Oklahoma State	38-24	437	---
24.	Central Florida	48-17	433	25
25.	Baylor	29-31	430	---

* - final ranking of 2004

Sports Weekly

Rk	School	2004 W-L	Pts	*Rk
1.	Texas (15)	58-15	953	2
2.	Cal. State-Fullerton (16)	47-22	914	1
3.	Miami (FL) (1)	50-13	876	4
4.	Louisiana State (2)	46-19	862	6
5.	Tulane (6)	41-21	810	17
6.	Stanford	46-14	800	13
7.	South Carolina	53-17	774	3
8.	Georgia	45-23	606	5
9.	Arizona State	41-18	590	20
10.	Texas A&M	42-22	582	15
11.	North Carolina	43-21	543	24
12.	Arizona	36-27-1	427	7
13.	Washington	39-20-1	427	23
14.	Rice	46-14	387	11
15.	Georgia Tech	44-21	373	12
16.	Long Beach State	40-21	372	9
17.	Florida	43-22	306	16
18.	Mississippi	39-21	298	25
19.	Florida State	45-23	254	14
20.	Notre Dame	51-12	225	19
21.	Baylor	29-31	204	---
22.	Vanderbilt	45-19	181	18
23.	Clemson	39-26	140	---
24.	Arkansas	45-24	130	7
25.	Texas Christian	39-26	107	---

* - final ranking of 2004

2005 CLEMSON BASEBALL



Glossary

2,000 Wins

Clemson has more all-time wins than any other ACC school and stands ninth in the history of college baseball with 2,267 according to the 2005 NCAA Baseball Recordbook. Clemson enters its 108th season with a 2,267-1,260-29 record for a 64.2 winning percentage.

Florida State is second to Clemson in all-time wins among ACC teams and is 11th among all teams with 2,235 wins. North Carolina stands 12th at 2,194 and Miami (FL) is 28th with 2,030. Overall there are 30 Division I programs with at least 2,000 all-time wins, as South Carolina and UCLA joined the club at the end of 2004 and have 2,003 all-time wins entering the 2005 season.

You can stump some people with the answer to the question, "Who is the all-time leader?" The answer is the team Clemson defeated in the longest NCAA Tournament game in history, a 3-2 victory over Fordham that took 19 innings in the 1988 NCAA Tournament at New Britain, CT. The Rams, who have been playing college baseball for 146 years, have an all-time record of 3,199-1,606-42.

Winningest Division I Baseball Programs

Rk	Team	Years	W	L	T
1.	Fordham	146	3,199	1,606	42
2.	Texas	108	2,915	1,009	30
3.	Southern California	110	2,496	1,279	28
4.	Michigan	137	2,410	1,358	37
5.	Stanford	111	2,403	1,498	32
6.	Arizona State	46	2,359	1,147	1
7.	Washington State	109	2,330	1,372	17
8.	Arizona	100	2,309	1,206	29
9.	Clemson	107	2,267	1,260	29
10.	Harvard	136	2,254	1,422	32

Adkins, Rusty

Former Clemson great and infielder Rusty Adkins had his jersey retired and was inducted into the Clemson Baseball Ring of Honor during ceremonies prior to the Florida State game on April 24, 1998. Adkins is the only three-time All-American in Clemson baseball history, as he wore #3 for the Tigers from 1965-67.

Adkins hit safely in 41 consecutive games, which is still the seventh-longest streak in NCAA history and the longest in Tiger history. He had to go to his last at-bat to get a hit just three times in the 41 games. In 23 of the 41 games, he had at least two hits. He was 74-for-169 (.438) during the streak that lasted from April 10, 1965 to May 17, 1966.

The versatile player of the wooden-bat era hit .444 as a sophomore, a record that lasted until the 2002 season, when Khalil Greene hit an incredible .470 in a national player-of-the-year season. Adkins hit .379 in his career, an ACC record for the wooden-bat era. Adkins earned his degree from Clemson in industrial management in 1967 and later earned a master's degree from the Clemson-Furman MBA program in 1972. He is also a member of the state of South Carolina Athletic Hall of Fame.

In the fall of 2002, he was named to the ACC's 50-Year Anniversary team, the second-oldest Clemson athlete in any sport selected. Citing his age is a compliment to Adkins, as it shows how his accomplishments have stood the test of time.

All-Time NCAA Hitting Streaks

Rk	Player	Team	Year(s)	HS
1.	Robin Ventura	Oklahoma State	1987	58
2.	Phil Stephenson	Wichita State	1981	47
3.	Roger Schmuck	Arizona State	1971	45
4.	Chuck Abbott	Austin Peay	1996	42
5.	Rusty Adkins	Clemson	1965-66	41
	Todd Nace	Southern Mississippi	1989-90	41
	Michael Compo	Penn State	2000	41
8.	Brandon Caraway	Houston	1998-99	41
9.	Brent Mayne	Cal. State-Fullerton	1988	38
	Francis Collins	Nebraska	1996	38
	Josh Hannah	Fresno State	1997	38

All-Americans

The American Baseball Coaches Association All-America team dates to the 1947 season. That year, Clemson made its first ever appearance in the NCAA Tournament and



Former Tiger Assistant Sack Bagley has been a master of many trades, including his current job of official scorer at home games.

advanced to the Final Eight before losing to a Yale team that featured first-baseman George Bush (the 41st President of the United States).

Clemson has had 13 first-team All-Americans over the years according to the American Baseball Coaches Association, tied for the eighth-highest total for a Division I school in history. The list dates to Joe Landrum, who was the star pitcher of that 1947 Clemson team, and runs to Khalil Greene, a unanimous All-American and national player-of-the-year in 2002. The Tigers have had at least one All-American in each decade since the team was formed in 1947.

Most ABCA First-Team All-Americans

Rk	School	A-A
1.	Texas	35
2.	Arizona State	30
3.	Southern California	29
4.	Florida State	23
5.	Arizona	18
6.	Stanford	16
7.	Oklahoma State	15
8.	Clemson	13
	Missouri	13
	Wake Forest	13

Attendance

Clemson has been outstanding at Doug Kingsmore Stadium in terms of its record. Since the facility opened in 1970, Clemson is 264-56 against ACC teams, an 82.5 winning percentage, and 831-187 overall, an 81.6 winning percentage. That is 1,018 games played at Doug Kingsmore Stadium entering 2005.

During Jack Leggett's head-coaching career, the Tigers have accumulated a 328-69 (.826) overall record and 104-26 (.800) record against the ACC in the friendly confines the last 11 seasons.

That success can be attributed in part to the tremendous fan support from Tiger faithful. Clemson has finished each of the last 11 years ranked in the top 20 in the nation in attendance. That includes top-10 rankings each of the last three seasons. Clemson was #10 in the nation in 2004 with a record average of 3,649 for its 32 home dates.

In 2004, Clemson sold 1,800 season tickets, the ninth-straight year the 1,000 mark was surpassed. The program has a goal of 2,000 season tickets this year.

The Tiger single-game record was set on Sunday, March 7, 2004 against #5 South Carolina. The attendance on that afternoon was 6,480.

To order season tickets, which includes a reserved, chair-back seat with the season ticket-holder's name on the seat, and the right to reserve the seat if the Tigers play host to a regional, call toll free at 1-800-CLEMSON.

Bagley, Sack

Sack Bagley has been a part of Clemson's baseball program since the early 1960s. He was an undergraduate student when he tried out for the team, and then as a student manager under legendary Head Coach Bill Wilhelm.

When Wilhelm needed a freshman coach in 1966, he turned to Bagley, who had learned much about the game sitting in the dugout performing his managerial duties. In those days, Wilhelm was the only baseball coach and served as intramural program director. He had to wear many hats, but it also allowed Bagley to perform many duties, duties that would be done by a full-time assistant today.

Bagley coached the Clemson freshmen in 1966. Many of the players on his freshman team went on to play for the Tigers' 1967 ACC Championship team that posted a 29-9 record and a #7 final national ranking. The highlight of that 1966 freshman season was a pair of victories over Georgia Tech, including a 7-0 victory to close the season.

Bagley, who was the head football coach at nearby Pendleton High School, now works every Tiger home game serving as the official scorer, a duty that was held by long-time friend and colleague Bob Bradley.

Barnes, Brian

Brian Barnes was inducted into the Clemson Athletic Hall of Fame in September of 2004, a much-deserved honor. The native of North Carolina was Clemson's top pitcher from 1986-89 and had a record of 44-10, an 81.5 winning percentage. Barnes is the winningest pitcher in Clemson and ACC history.

Not only is Barnes the victories leader, he is also the school's and the ACC's career strikeout leader (513). He is one of just six pitchers in NCAA history with at least 500 strikeouts and ranks fourth overall in that category entering 2005. He had a career ERA of 2.97, one of the best in Clemson history in the aluminum bat era, and his 65 career games started also are the 11th-most in NCAA history.

Barnes was a first-team All-American according to **Baseball America** and the American Baseball Coaches Association in 1989, and was a second-team choice by **Baseball America** in 1988. He was named the MVP of the ACC regular season and the ACC Tournament, the only player in Tiger history to win both awards in the same year.

NCAA Division I Career Strikeout Leaders

Rk	Player	School	Years	IP	SO
1.	John Powell	Auburn	1991-94	477.0	602
2.	Derek Tatsuno	Hawaii	1977-79	402.1	541
3.	Richie Lewis	Florida State	1985-87	392.2	520
4.	Brian Barnes	Clemson	1986-89	475.1	513
5.	Shane Komine	Nebraska	1999-02	431.0	510
6.	Eddie Bane	Arizona State	1971-73	378.2	505

Bennett, George

Congratulations to George Bennett on a truly meaningful career as Clemson's executive director of IPTAY. The 1954 Clemson graduate who was the school's head cheerleader as a senior served in that capacity in two different eras. He succeeded Gene Willimon in 1971 and served as executive director until 1979.

IPTAY broke all kinds of fundraising records during that time and was regarded as the leader in the industry. When current Clemson Athletic Director Dr. Terry Don Phillips became a fundraiser at Arkansas during that era, Bennett was the person he sought out to learn his new trade.

Bennett left Clemson in 1980 to supervise Vanderbilt's athletic fundraising efforts, then became Furman's athletic director, a position he held during its national championship football season of 1988. After a return to Nashville as a successful fundraiser for a hospital, he returned to Clemson for his second near decade of service in 1993.

Bennett was inducted into the Clemson Athletic Hall of Fame in 1989. He is the only person we know of who left Clemson, was inducted into the Hall of Fame, then returned to Clemson. This past summer, he was recognized by NACDA for his years of service to college athletics and the fundraising industry.

We have not thrown George totally out of the building. He will still be involved in Clemson athletics, especially when it comes to Hall of Fame induction ceremonies.

Birthday Parties

One of Clemson's most popular attractions for young and old kids at Doug Kingsmore Stadium are birthday parties. You can have all the fun times that comes with a day at a Clemson ballgame along with a birthday cake on the Jervey Pavilion overlooking the stadium. You can also throw out the first pitch before the game, all for just \$30. The ball is yours to keep, and you will have your name announced by the public address announcer as well as flashed on the scoreboard. Email John Seketa in the Clemson Promotions office at seketaj@clemson.edu to sign up and he will send you all the information.

Bradley Award

For the fifth-straight year, the Tiger MVP of the Clemson-South Carolina series will receive the Bob Bradley Award. The award is given to the top player from Clemson over the four-game series between the two teams each year. South Carolina's top player is presented the Tom Price Award. The presentation is made after the final game of the season between the two teams.

Both Bradley and Price had a tremendous positive influence on the baseball programs at Clemson and South Carolina as the school's sports information directors. Bradley passed away on October 30, 2000. He served as Clemson's baseball SID for 45 years and still served as Clemson's official scorer for most of 2000. Price continues to serve the Gamecock program in an emeritus capacity.

The 2004 winner was infielder Herman Demmink. In three games against the Gamecocks, he was 7-for-15 (.467) with a triple, two homers, and four RBIs. He also did not commit an error in 13 chances.

Bush, George

Not the current president, but the former president played baseball against Clemson. During the 1947 NCAA Tournament, the Tigers traveled to Yale for an Elite Eight game with the Bulldogs and first-baseman George Bush. Bush went 1-for-4 that day in leading Yale to a 7-3 victory, allowing Yale to advance to the College World Series (then only four teams). It ended Clemson's Southern Conference Championship season at 24-5. Years later when he came to Clemson to speak, Sports Information Director Bob Bradley presented Bush with a laminated and framed copy of the scorebook from that game.

Coaching Consistency

One element that a Clemson baseball player can depend on when he comes to Tigertown is consistency in coaching and winning. Clemson has had just two coaches since 1958, Bill Wilhelm and Jack Leggett. Wilhelm guided the Tigers for 36 consecutive years (1958-93), and Leggett, who had been the head coach at Western Carolina but an assistant under Wilhelm for the two years prior to his retirement, has been at Clemson for the past 11 years. That is 47 consecutive non-losing seasons for the Tiger program.

A look to the NCAA recordbook shows that Wilhelm ranks tied for 18th in overall victories in NCAA history with 1,161, but he is ninth among coaches who worked at just one school. Gene Stephenson, who is still active as the head coach at Wichita State, has 1,455 wins in his 27 years, all with the Shockers.

Conference

Clemson is a member of the Atlantic Coast Conference. The Tigers were charter members of the league, which started in the 1953-54 academic year. Prior to that year, Clemson was in the Southern Conference from 1921-53. Clemson was in the Southern Intercollegiate Athletic Association before then, and has been a charter member of every conference with which it has been affiliated.

Clemson has won the ACC regular-season title 20 times in 51 previous years, more than any other school. The Tigers have also won eight tourney titles, more than any other school, and been to the finals 20 times, also a league high. Overall, Clemson has been the declared ACC baseball champion 13 times, again more than any other school.

Competition in the ACC is taking a step up in 2005, as Miami (FL) and Virginia Tech join the ACC for baseball. Boston College will also join the league in 2006.

Cradle of Coaches

Miami University in Oxford, OH has always been known as the "Cradle of Coaches" when it comes to college football. Woody Hayes, Ara Parseghian, Bo Schembecker, and many others learned the game at Miami as assistant or head coaches before moving on to legendary careers at other schools.

Based on the teams that qualified for the NCAA Tournament last year, Clemson could be called the "Cradle of Coaches" for college baseball. No less than six former Clemson assistant coaches were head coaches in the 2004 NCAA Tournament.

The list starts with Tiger Head Coach Jack Leggett, who was an assistant at Clemson in 1992 and 1993 before taking over for Bill Wilhelm in 1994. He has taken Clemson to the NCAA Tournament every year he has been the head coach at Clemson, a run of 11 consecutive years.

Randy Mazey, a former Clemson All-ACC player and assistant coach under Wilhelm in 1990 and 1991, took East Carolina to a Super Regional last year and finished with a 51-13 record. He inherited a team that had been 34-27-1 in 2003, as the 15.5-game improvement was the third-best improvement in the nation in 2004.

John Pawlowski, a Clemson assistant under Jack Leggett (1994-98) and former Tiger pitcher, took the College of Charleston to the NCAA Tournament in 2004, leading the Cougars to a 47-16 mark. His team realized a 13.5-game improvement over the previous year, the eighth-best improvement in Division I. He was tied in the improvement category with Tim Corbin, a Clemson assistant under Jack Leggett from 1994-02, who took Vanderbilt to the NCAA Tournament and a berth in a Super Regional.

Two other former Tiger assistants who took teams to the NCAA Tournament were Rod Delmonico at Tennessee, a part-time assistant under Wilhelm in the 1980s, and Jim Schlossnagle, an assistant under Wilhelm in 1993, who took Texas Christian to the tournament.

Draft, Highest Selections

The Tiger baseball program had two of the top four selections in the Major League draft on June 4, 1996. Kris Benson was the #1 pick of the draft by the Pittsburgh Pirates, while Billy Koch went in the first round as the #4 overall pick overall of the Toronto Blue Jays. They rank as the first and tied for second-highest draft picks in Clemson history, regardless of sport.

Banks McFadden, the #4 pick of the 1940 NFL Draft, was the highest draft pick in Clemson history (regardless of sport) prior to 1996. Having two players taken from the same school in the first five picks of the Major League draft is

noteworthy. In fact, it had happened just once previously in the baseball draft. In 1978, Arizona State's Bob Horner was the first choice of the draft by the Atlanta Braves, and teammate Hubie Brooks was the third choice of the draft by the Mets.

This was the first time two pitchers from the same college team were taken in the first 10 picks. Only once previously had two pitchers been taken in the first 15 choices of the first round. That happened in 1987, when Georgia's Derek Lilliquist (sixth pick by the Braves) and Cris Carpenter (14th pick by the Cardinals) were both chosen in the first 15 selections.

Koch and Benson proved the general managers who made the decision to make them such high picks were soothsayers. Both made it to the Major Leagues by 1999 and played well. In fact, both were in the top five in their respective leagues in rookie-of-the-year voting.

Koch has ranked in the top 10 in the American League in saves four of the last six years and is now with the Toronto Blue Jays. Benson ranked 15th in the National League in ERA (3.85) in 2000. In 2004, he signed a lucrative \$22.5 million, three-year contract with the New York Mets.

Clemson's Highest Draft Picks

Year	Player	Sport	Team	#
1996	Kris Benson	Baseball	Pirates	1
1940	Banks McFadden	Football	Dodgers	4
1996	Billy Koch	Baseball	Blue Jays	4
1979	Jerry Butler	Football	Bills	5
1982	Jeff Bryant	Football	Seahawks	6
1994	Sharone Wright	Basketball	76ers	6
1983	Terry Kinard	Football	Giants	10
1987	Horace Grant	Basketball	Bulls	10
1997	Matt Jordan	Soccer	Rapids	10

Note: Includes all Clemson men's sports.

Greatest Team?

Clemson has had some great teams over the years, including the 2002 club that finished tied for third at the College World Series and won 19 games against top-25 teams. The team, which won 54 games overall, hit .317 and had a 3.23 team ERA.

One way to measure greatness over a period of time is to determine the number of future Major League players on a given roster. Clemson's 1995 team has had six former players make it to the Major Leagues, including current players Kris Benson (Mets), Billy Koch (Blue Jays), and Matthew LeCroy (Twins). Others who played on the 1995 team who played in the Majors are Ken Vining (White Sox), Scott Winchester (Reds), and Shane Monahan (Mariners).



Jack Leggett and Bill Wilhelm, pictured with former Major League and Tiger pitcher Harold Stowe (right), have been the only head coaches the Clemson program has known since 1958.





John Heisman was 19-3-1 in four seasons as the Tiger football coach and 28-6-1 in three seasons as the Clemson baseball coach. Both marks still stand today as the best winning percentages in school history.

Heisman, John

The man whose name is most recognized with college football holds a unique distinction at Clemson. Many people know that he was the head football coach for four seasons at Clemson, as he posted a 19-3-1 record, still the best winning percentage in Clemson football history.

But he also served as the baseball coach at Clemson from 1901-03. Heisman, who was Clemson's second baseball coach, had a record of 28-6-1, good for an 81.4 winning percentage. It still holds today as the best winning percentage in Tiger history. Thus, Heisman has the winning-percentage record in both baseball and football at Clemson.

In late 1903, Georgia Tech, who had suffered a 73-0 loss to Heisman's gridders that same season, offered the young coach \$2,250 plus a percentage of the gate to coach football. Unfortunately for Clemson, he accepted.

Howard, Frank

Frank Howard is synonymous with Clemson football. But most people do not know that Howard was the baseball coach in 1943 and did quite well. He led the Tigers to a 12-3 record. The 80.0 winning percentage is one of the highest by any coach in Clemson baseball history.

The native of Barlow Bend, AL won 165 football games in 30 seasons at Clemson and was inducted into the College Football Hall of Fame in 1989. He served Clemson University for 65 years, including as the track coach from 1931-39 and as the athletic director from 1940-71, all the while being the school's best-known ambassador.

Howard died at the age of 86 on January 28, 1996. His ability to "bring the house down" when he spoke with his homespun oratory will forever be remembered by players, coaches, sportswriters, and fans alike.

Inning Explosions

Clemson has had two incredible, NCAA record-scoring innings in its history, both against ACC competition. Clemson scored 18 runs in the top of the ninth inning at N.C. State on April 6, 1979 in a 41-9 victory. That is the most runs scored by any Division I team in a ninth inning. Clemson had 12 hits in that inning, tied for the most hits by one team in a ninth inning. Clemson's 41 runs scored in that game also stand as an NCAA record for one team in a conference regular-season game.

Then, Clemson bettered that by one run with 19 runs in the third inning of a game against Maryland on March 21, 1998. Clemson had 19 runs batted in during the inning, the all-time NCAA record for team RBIs in any inning. The Tigers had 17 consecutive batters reach base in that inning against the Terrapins, tied for the second-most consecutive

baserunners in any inning in NCAA history. Ironically, it was the only inning in which the Tigers plated runs.

Clemson and Wichita State are the only schools to hold national scoring records in two separate innings. The Tigers are the only school to hold two of the marks in games against Division I opposition, nevermind it being a conference foe.

Internet Site

Weekly releases, player bios, stats, and other items on Clemson baseball are available on the internet. Find us at ClemsonTigers.com, the official website of Clemson University athletics.

IPTAY

IPTAY stands for "I Pay Ten a Year," the original name with a meaning deriving from the minimum contribution of its donors when the organization began in 1934. It is the Clemson athletic department's scholarship fundraising organization. The organization raised over \$10 million and had over 23,000 members in 2003-04, records in both areas. The executive director of IPTAY is Bert Henderson.

A few years ago, IPTAY added two clubs to create an influx of youth into the organization. The Tiger Cub Club and Collegiate Club allow young and college-age Tigers to be a part of IPTAY. These two clubs are the largest of their kind in the country. Call (864) 656-2115 to reach the IPTAY office, which is located at the northwest corner of Memorial Stadium.

Legend of Clemson Baseball

For 36 seasons (1958-93), Bill Wilhelm led the Tiger program to 1,161 wins, making him the fifth-winningest coach in the history of college baseball at the time of his retirement. But perhaps the most amazing stat of all is that Wilhelm never had a losing season.

Wilhelm's coaching career spanned nine United States Presidents, from Dwight Eisenhower to Bill Clinton. He coached 100 players that signed professional contracts, 20 All-Americans, and 88 First-Team All-ACC players.

Wilhelm also coached Clemson teams to six College World Series appearances and 11 ACC titles. No other ACC baseball coach has more than four ACC titles. He still comes to most of the games, unless he has a golf match he thinks he can win.

Believe us, there is nothing like watching a baseball game with Wilhelm. It is like going to Fenway Park or Wrigley Field. You have to do it at least once in your life. For more on the career of the legendary coach, see page 132.

Orange & White

Publication founded by former Clemson Assistant Sports Information Director Al Adams that is in its 27th academic year of issue. Adams is no longer with the paper, but you may soon see him on one of those insurance commercials, because he is the State Farm man of Forest City, NC.

The publication is going strong under Publisher Phil Batson. To contact Batson, call (864) 260-1230. It is now the official publication of IPTAY, replacing the **IPTAY Report**, which dated back to 1952.

Phillips, Jim

Clemson lost a true legend when Jim Phillips passed away on September 9, 2003. The "Voice of the Tigers" provided commentary on Clemson sporting events for 36 years. He died suddenly (he had planned a golf outing with former Clemson football and baseball player Ray Williams just 14 hours prior to his passing) of an aneurysm of the aorta just two days after he had provided the play-by-play of the Clemson-Furman football game the previous Saturday afternoon. It was an ironic final game for Phillips, who lived in Greenville, SC, the home of the Paladins.

The dean of all broadcasters in the ACC, Phillips came to Clemson in 1968 when he was hired by Frank Howard, and broadcast his first Tiger football game on September 21, 1968, a 20-20 tie between Clemson and Wake Forest. The Clemson-Georgia game of August 30, 2003 was his 400th Tiger football broadcast.

At 69, he was the only ACC play-by-play announcer to broadcast his school's football, men's basketball, women's

basketball, and baseball games. Over his career, he broadcast over 2,000 Clemson sporting events.

Phillips broadcast his 1,000th Clemson men's basketball game at the 2002 ACC Tournament in Charlotte, and he missed just one broadcast of a Tiger men's basketball game in Littlejohn Coliseum, a time period that dates to November of 1968.

Phillips was one of the most honored broadcasters in his field. He was a five-time recipient of the South Carolina Broadcaster-of-the-Year award. In 1992, he was presented the Master Broadcaster Award by the South Carolina Association of Broadcasters, the highest honor presented by that organization.

The native of Ohio was inducted into the Clemson Athletic Hall of Fame in 1992. In 1998, he received the Skeeter Francis Award from the ACC Sports Media Association for his contributions to the league's athletics, the first radio personality to receive the award. Francis, who was one of Phillips' close friends, passed away in July of 2004.

In addition to his duties at Clemson, Phillips was the sports director at WYFF-TV from 1968-80 and the sports director at WFBC Radio in Greenville for 25 years. He was also the "Voice of the Greenville Braves" from 1984-90.

Polls

Clemson is certainly no stranger to college baseball polls. In fact, it is a rare occurrence when Clemson does not show up in at least one of the three polls. Clemson had a streak of 146 weeks of being ranked in one of the major polls, a streak that ran from 1991 to 1999. Clemson was 407-138 (.747) over that span that lasted over eight years.

Clemson was back in the rankings in 2000, appearing in the top 25 of all three polls every week. Clemson was a unanimous top-10 team from March 13 through the final poll. Clemson continued the streak in 2001, making the ranking in every poll throughout the season.

It was a third-straight year in every poll in 2002. In fact, Clemson was in the top seven in every poll every week of 2002. Clemson was ranked #1 in all three polls from April 1 through May 19, a run of seven-straight polls. Clemson had a streak of 82 consecutive polls with a ranking in at least one of the three polls snapped with the publication of the final polls in June of 2003.

Clemson was first ranked #1 in the nation (in any poll) in 1977. The Tigers were tied for first in the nation with Hawaii on April 29, 1977 in the **Collegiate Baseball** poll. Clemson has been ranked #1 in the nation at least once during the 1994, 1995, 2000, and 2002 seasons.

Raleigh, NC

This ACC city has been the site of two of Clemson's most bizarre victories in history. On April 7, 1979, Clemson scored 18 runs in the top of the ninth inning and defeated the Wolfpack by a score of 41-9. The 41 runs remains the most runs scored by one team in a game in ACC history.

Tiger Hall of Famer Neil Simons led the attack with three home runs and a school-record-tying 10 RBIs. He hit a grand slam during the 18-run ninth-inning. Robert Bonnette and Tony Masone each had five hits to pace the 27-hit attack. Every Clemson player in the batting order had at least one hit, one run scored, and one RBI. In fact, eight different players tallied at least three runs and seven had at least three RBIs.

Sixteen years and one week later (April 14, 1995), Clemson scored 11 runs in the top of the ninth inning and went on to a 17-15 victory in extra innings in Raleigh. It is the greatest deficit overcome to gain victory in Clemson history. Clemson trailed 15-4 entering the top of the ninth inning, then scored the 11 runs to tie the score, even after the leadoff batter in the inning was retired. Clemson then scored twice in the 10th inning to gain victory. Future Major Leaguers Shane Monahan (three-run homer) and Matthew LeCroy (four RBIs) provided the big hits in the ninth frame. Another future Major Leaguer, Scott Winchester, earned the win in relief.

Regional Hosts

The 2002 season marked the ninth time in history that Clemson played host to an NCAA Regional at Doug Kingsmore Stadium. Clemson has a 27-7 record in NCAA



One of Michael Johnson's 58 career home runs was a three-run, walkoff shot to beat East Tennessee State on April 23, 2003.

Tournament games played at home, including 22 wins in the last 25 games. One of the losses during that span came to Southern California, who defeated the Tigers 8-5 on May 23, 1998. That Trojan team went on to win the national title.

Clemson first played host to an NCAA Regional in 1980. The Tigers swept through three games that year, including a 17-12 win over rival South Carolina that clinched Clemson's trip to Omaha.

Clemson has celebrated a trip to Omaha by winning a regional on its home field five times in history, including each of the last four times Clemson has advanced to the College World Series.

Clemson has played host to a regional in seven of the 11 years Jack Leggett has been the head coach. The Tigers have a 24-5 NCAA Tournament record at home under Leggett. The 1994 and 1998 seasons are the only years Clemson failed to advance from a regional played at home under Leggett.

Clemson did play an NCAA Tournament "play-in" game in 1954, but the official NCAA recordbook does not consider that to be an NCAA Tournament game. That year, Clemson lost to Virginia Tech 11-10 in a game at Clemson, then traveled to Blacksburg two days later and lost 7-1.

Clemson Regional Attendances Since 1994

Year	Teams	NCAA Tourney	W-L	Attendance
1994	6	Regional	2-2	20,708
1995	6	Regional	4-0	25,600
1996	6	Regional	4-0	20,797
1998	6	Regional	1-2	19,022
2000	4	Regional	3-0	15,770
	2	Super Regional	2-0	12,700
2001	4	Regional	3-0	16,256
2002	4	Regional	3-0	18,435
	2	Super Regional	2-1	15,953

Uniform Uniqueness

Under legendary Head Coach Bill Wilhelm and up to today, Clemson has had a uniform uniqueness. The first aspect of the uniform stressed by Wilhelm was the word itself (uniform), which means "the same." Wilhelm wanted all his players to look consistent and not have different pant lengths, different colored undershirts, etc. So he, with the help of some ideas from players and coaches, came up with aspects of uniforms that have stuck.

Wilhelm came up with the idea of wearing white shoes from Joe Lutz, who was the coach at Southern Illinois in the 1960s. Lutz was also the first to have female bat girls. Wilhelm liked those ideas and the two have been with the Tiger baseball program ever since.

But perhaps the most synonymous part of Tiger baseball is the long pants. Clemson was one of the first schools to wear non-wool uniforms. The Tigers wore nylon uniforms starting in 1968. This and having the long pants was done from the advice of a former Big Leaguer's (Rick Rickardt's) father, who was a doctor. Wilhelm read an article by Dr. Rickardt saying how there was so much pressure being put around the upper portion of the lower leg due to wrapping rubber bands to keep players' socks from falling and having the elastic around the bottom of the pant legs.

A few years later, Bill Foley, a catcher at Clemson in the mid-1970s, had just returned from a tournament in Japan. He had received a pair of long pants from Rawlings and wore them to practice one day before the 1976 season. Foley liked the nylon stretched pants and Wilhelm followed suit. Wilhelm liked how the pants did not have a zipper and how they were custom-made. He also liked that players could wear low socks, and how that saved time and money from using the customary sanitary socks. Wilhelm decided to experiment with the long pants in the 1976 and 1977 seasons, and changed over to them permanently in 1978.

Since then, Clemson has had a tradition of wearing white pants for all games, home and away, much to the chagrin of equipment managers.

Walkoff Hits

Clemson has had a flair for the dramatic under Head Coach Jack Leggett. No less than 27 times in his 11 years at Clemson, a Tiger has had a walkoff, game-winning hit. It happened four times in 2004, including in back-to-back games against N.C. State. Russell Triplett had two walkoff hits in 2004 and did it three times in his career.

Including last year, six times the game-winning, game-ending hit under Leggett has been a home run. Jeff Baker did it in 2002 in dramatic fashion against Winthrop to give Clemson a 6-4 victory. That blast culminated quite a night for Baker (Clemson's career home run leader), as it was his third home run of the night. He became the first Clemson player to hit three home runs in a game and have the final long ball be a game-winner. Baker was also the first Tiger to hit three homers in a game at Doug Kingsmore Stadium.

Walkoff Homers By Clemson Players

Player	Opponent (Date)	Score	RBI
Bill Barnett	Furman (4/22/53)	13-12	1
Calvin Weeks	East Tennessee State (3/15/69)	5-4	1
Mike Ward	Virginia Tech (3/21/69)	5-4	1
Billy Weems	Toledo (3/24/77)	5-3	2
Bill Foley	Mississippi (5/20/77)	8-7	1
Robbie Allen	Wake Forest (3/14/80)	5-4	1
Jimmy Key	Wake Forest (4/24/81)	6-5	1
Chuck Baldwin	Alabama (4/2/85)	5-4	1
Brian Kowitz	Georgia (2/25/88)	13-12	1
Joe DeBerry	Ohio (3/20/90)	6-4	2
Billy McMillon	Columbus (3/30/91)	2-1	1
Chad Phillips	Southwest Missouri State (3/20/93)	5-4	1
Seth Brizek	N.C. State (4/8/94)	10-8	2
Doug Livingston	Coastal Carolina (3/2/96)	8-7	3
Eric DeMoura	North Carolina (5/6/97)	5-4	3
Jeff Baker	Winthrop (4/3/02)	6-4	2
Michael Johnson	East Tennessee State (4/23/03)	6-3	3
Brad McCann	Georgia Tech (4/25/03)	9-7	3

Wins Over #1

Clemson's win over top-ranked Florida State in Tallahassee on April 10, 1999 was the ninth time in Tiger baseball history that Clemson upset a #1-ranked team, and the first since the 1996 College World Series, when Clemson defeated #1-ranked Alabama. All nine wins over the #1 team have taken place away from Clemson. Current Head Coach Jack Leggett has four of the nine over the #1 team, while former Clemson Head Coach Bill Wilhelm has the other five.

The nine wins over top-ranked teams by the Clemson baseball program are more than any other sport in Tigertown.

Lefthander Jimmy Key was a two-time World Series champion (1992,96) and four-time Major League All-Star (1985,91,93,94).

Clemson Wins Over #1-Ranked Teams

Date	Opponent	Site	Score
5-21-1977	Miami (FL)	Miami, FL	7-2
5-22-1977	Miami (FL)	Miami, FL	10-9
5-10-1986	Miami (FL)	Greenville, SC	7-4
5-11-1986	Miami (FL)	Greenville, SC	9-5
5-17-1993	Georgia Tech	Greenville, SC	9-8
5-13-1994	Georgia Tech	Atlanta, GA	9-8
5-15-1994	Georgia Tech	Atlanta, GA	7-4
6-4-1996	Alabama	Omaha, NE	14-13
4-10-1999	Florida State	Tallahassee, FL	8-4

World Series Champions & All-Stars

Clemson has had four different former players win Major League World Series Championship rings. The first to do it was Flint Rhem, who was a member of the Saint Louis Cardinals, champions of 1926 and 1931. Rhem was a pitcher who had a 20-7 record during the 1926 season, the most wins by a National League pitcher that year.

Tim Teufel was a member of the New York Mets in the 1986 season, the year they defeated the Boston Red Sox to win the World Series Championship. He hit .247 in 93 games for the Mets that year. Teufel played over 1,000 games in his Major League career.

Mark Davidson gave the Tigers a World Series Champion two years in a row when he played on the Minnesota team that won it all in 1987. Davidson played in 102 games and hit .267 that season, his second year in the Majors.


Jimmy Key has had the most impressive World Series career of all the former Tigers. He played on the 1992 Blue Jay and the 1996 Yankee teams that won the World Series. He holds the distinction of being the only player in baseball to gain the clinching victory in two different World Series in the 1990s. He was 2-0 in the 1992 World Series, winning games four and six, the latter in relief. He was 3-1 with a 2.50 ERA during his World Series career.

Clemson has had two former players participate in the Major League All-Star game. Billy O'Dell, a star pitcher for Clemson in the 1950s, is the only former Tiger to earn MVP honors at the All-Star game. He earned the victory and pitched 3.0 scoreless innings in the 1958 game in Baltimore, MD. He was a member of the Orioles at the time, so that was quite a special afternoon. O'Dell also played in the 1959 All-Star game.

Key is the other former Tiger to play in an All-Star game. Key was chosen four different seasons, including 1985, his rookie year. He was also chosen in 1991, 1993, and 1994. He is second to Michael Dean Perry in Clemson athletic history in terms of All-Star game selections at the professional level. Perry played in six Pro Bowls in his career as an NFL football player.



Head Coach Jack Leggett



Jack Leggett is no stranger to success. In 11 seasons, he has led Clemson to 512 wins (more than 46 per season), 11 NCAA Tournament appearances, and four College World Series berths. Clemson is the sixth-winningest program in college baseball

during his time as head coach.

The enthusiastic mentor, who turns 51 on March 5 when Clemson plays at Auburn, has not built up that win total against easy competition. Of his 512 victories, 128 (25 percent) have come against teams ranked in the top 25 of at least one of the three major polls heading into the game. He also has 70 victories over top-10 teams and 39 wins in NCAA Tournament competition.

The South Burlington, VT native has been with the Clemson program since the 1992 season. He served as recruiting coordinator and assistant head coach under Bill Wilhelm in 1992 and 1993. He was a major contributor to a pair of Clemson teams that were ranked in the final top 20 of every poll and advanced to two NCAA Regionals. The Tigers also won the ACC Tournament title in 1993.

The word "championship" is also in the lexicon of terms when summarizing Leggett's first 11 years as the head coach in Tigertown. In 1994, Clemson won the ACC regular-season championship and went on to win the tournament title as well. In 1995, the Tigers repeated as regular-season conference champions and won the NCAA East Regional title. The 1996 season brought Clemson another NCAA Regional title and a second consecutive berth to the College World Series. In 1999,

Clemson won four games in two days to capture the Fayetteville (AR) Regional.

The Tigers also won regional championships in 2000, 2001, and 2002. Leggett guided Clemson to the College World Series in 2000 and 2002 as well.

Clemson has won at least 39 games for 19 straight seasons and has participated in an NCAA Regional for 18 years in a row. Also, five of the 11 seasons have seen the Tigers finish in the top 10 of all three major polls, and there has been at least one top-25 final ranking in nine of the 11 seasons under Leggett.

For his accomplishments, Leggett was named ACC Coach-of-the-Year in his first two seasons (1994,95). He is just one of a few coaches in the history of the ACC, regardless of sport, to be named ACC Coach-of-the-Year in each of his first two seasons in the league.

Leggett's demeanor is one of aggressiveness and passion for the game. One can see Leggett sprinting to the third-base coaching box between innings and charging into the pregame huddle to get his players fired up. Leggett expects the same intensity and has gotten that out of his players.

Leggett's Tigers have shown excellence in all areas of the game over his 11 seasons. Leggett's first year as Clemson's head coach was truly remarkable. The 1994 campaign was filled with unprecedented accomplishments. With just three starters returning in the field, Clemson was unranked in the preseason top 20, but the Tigers quickly reached the top 20 of every poll with a two-game sweep of a top-10 Tennessee team. Those were the first two of 19 wins over top-25 teams in 1994, a Clemson single-season record that the 2002 team tied.

The 1994 Tigers won a record 13 straight conference games to open the season and concluded the year with a 20-4 ACC ledger, a league record for conference wins in a season. That was quite an accomplishment considering the ACC had the #1-RPI ranking in college baseball that season. Clemson also had a 57-18 overall record thanks to an outstanding pitching staff that ranked in the top 25 in the nation in ERA.

After two wins over Miami (FL) in April, 1994, Clemson ascended to the #1 ranking in the nation according to **Collegiate Baseball**. The ranking was just the second #1 ranking in Tiger baseball history. Seven times in 1994, Clemson defeated a team ranked in the top three in the nation.

Leggett's Tigers won the 1994 ACC regular-season title, then captured the ACC Tourney title by gaining wins

Most Wins Since 1994

Rk	Team	Wins	Avg.
1.	Florida State	577	52.5
2.	Wichita State	549	49.9
3.	Louisiana State	522	47.5
	Miami (FL)	522	47.5
5.	Rice	517	47.0
6.	Clemson	512	46.5
7.	Cal. State-Fullerton	505	45.9
8.	Stanford	499	45.4
9.	Notre Dame	496	45.1
10.	Georgia Tech	484	44.0
11.	Tulane	467	42.5
12.	South Carolina	464	42.2
13.	Texas Tech	463	42.1
14.	Texas	461	41.9
15.	Alabama	459	41.7
	Oklahoma State	459	41.7
17.	Auburn	454	41.3
18.	Central Florida	453	41.2
19.	Ohio State	452	41.1
20.	Arizona State	446	40.5
21.	Florida	444	40.4
22.	Florida International	441	40.1
23.	Southern California	439	39.9
	Tennessee	439	39.9
25.	Oral Roberts	436	39.6

in four games against top-20 teams. It was just the fifth time in Clemson history that the Tigers captured the regular-season and ACC Tourney titles in the same year. Clemson was rewarded as a regional host for the first time in 14 years as a result.

Clemson was eliminated in the NCAA Regional, but still concluded the 1994 season as the nation's winningest team. The Tigers' 57 victories ranked second in ACC history. All of this against a schedule ranked in the nation's top five. The summer following the 1994 season, Leggett was chosen to the University of Maine Hall of Fame.

In 1995, his Tigers had a 54-14 record, due in part to an offense that ranked in the top 10 in the nation in scoring (8.4 runs per game). The team also had six players who would go on to play in the Major Leagues. In 1996, the season ended with the Tiger pitching staff owning the best ERA (3.03) in the nation. With a record of 51-17, Clemson was fourth in the nation in wins.

The 1996 team also produced eight Major League draft picks, including seven in the first 17 rounds. Included in those selections were pitchers Kris Benson, the first pick overall, and Billy Koch, the fourth pick overall. It was only the second time in the history of the draft, which dates back to 1965, that one school produced two of the first five picks.

In 1998, Clemson reached as high as #3 in the nation and finished the season as high as #19. Leggett also reached the 600-career-win plateau during the 1998 season. Ironically, he earned his 600th win against his alma mater (Maine).

In 1999, Clemson was 6-6 against top-10 teams, even though just one of the 12 games was played at Doug Kingsmore Stadium.

In 2000, the Tigers traveled back to Omaha for the first time in four seasons. Clemson went 1-2 at the College World Series after sweeping its way through the regional and super regional rounds, which were both played at Doug Kingsmore Stadium. The Tigers climbed to the #1 ranking by **Collegiate Baseball** after opening the season 23-3. Clemson ended the season with a 51-18 overall record and



Jack Leggett with son Tanner (21) and daughter Colby (19)

Head Coach Jack Leggett

The Leggett File

Full Name: Jackson Scott Leggett
Born: March 5, 1954 in Bangor, ME
Education: Bachelor of science in physical education and minor in history at Maine (1976); master of education in teacher education at Vermont (1980)
Playing Experience: Four-year letterman (baseball) at Maine (1973-76); three-year letterman (football) at Maine (1974-76)
Coaching Experience: Head coach at Vermont (1978-82); head coach at Western Carolina (1983-91); assistant head coach at Clemson (1992,93); head coach at Clemson (1994-04)
Family: Son, Tanner (21), and daughter, Colby (19)

finished second in the ACC behind Georgia Tech. Clemson claimed 14 wins over top-25 teams, 11 of which were against teams ranked in the top 10.

The 2001 season saw Leggett and his team triumph over adversity. The Tigers suffered a five-game losing streak, and the unexpected loss of seniors Patrick Boyd and Mike Proto to injury. But Clemson finished second in the ACC and was a step away from Omaha before being eliminated by eventual National Champion Miami (FL).

The 2002 season saw Leggett receive region coach-of-the-year honors by ABCA, as the Tigers were 54-17 and finished tied for third in the nation in Omaha. That team also featured eight draft picks, including unanimous National Player-of-the-Year Khalil Greene. Greene set the national career record for doubles (95) and was second in hits (403).

In 2003, Clemson continued to win close games, as the Tigers were 15-5 in games decided by two runs or less. Michael Johnson went from undrafted out of high school to a second-round pick, as he finished his career with 58 homers, ranking second in Tiger history. All four starting infielders also earned First or Second-Team All-ACC honors.



Jack Leggett won his 500th game as Clemson's head coach when the Tigers defeated N.C. State 9-6 on April 25, 2004.

The 2004 campaign was one of adversity overcome, as the Tigers started 9-10, but went 18-4 in its next 22 games. The team played in the Athens (GA) Regional and overcame a seven-run deficit to host Georgia to stay alive. But the Bulldogs rallied in the regional title game to claim the crown. Leggett earned his 500th win at Clemson during the season and coached a record nine Tigers who were selected in the 2004 draft.

Heading into 2005, Leggett has 889 career wins. He also has a stellar 63-36 record against SEC teams as the Tiger head coach, including a 38-12 record at Doug Kingsmore Stadium. He has lost just three of 44 home ACC series while at Clemson as well. Leggett has been proving his expertise in recruiting for many years. But he also has experience in terms of teaching the finer points and game management.

Prior to his move to Clemson, Leggett served as a head coach for 14 years, five at Vermont and nine at Western Carolina. He already had 377 career wins, 302 at Western Carolina and 75 at Vermont, before he came to Clemson. Leggett enters the 2005 season with a career record of 889-510, six conference titles, and 16 NCAA Tournament appearances on his resumé. So far, 59 of the players Leggett has brought to Tigertown have signed professional baseball contracts.

Leggett led Western Carolina to five NCAA Tournaments (1985-89), five Southern Conference titles, and a national top-30 ranking during his tenure as head coach. His 1988 team set the school record for wins, posting a 38-24 record, while the 1989 squad set a conference record by winning its fifth-consecutive Southern Conference title. Under his guidance, the Catamounts averaged 33 wins a season during his time in Cullowhee, NC, and his teams played in the conference title game in eight of the nine seasons.

The 1991 Catamounts posted a 36-26 record. One of the 36 wins came in a 9-7 win over Clemson on March 31, one of just 10 losses the #4 Tigers had that season. Leggett was named the 1987 Division I Atlantic Region Coach-of-the-Year by the American Baseball Coaches Association and was also named the Southern Conference Coach-of-the-Year that same season. In 1989, he was appointed to the NCAA Division I Baseball Committee and served on the committee through the 1995 season.

In his tenure at Western Carolina, Leggett produced 35 First-Team All-Southern Conference players, six conference players-of-the-year, and had 16 players sign professional contracts. Of the players who played under Leggett for four seasons, 100 percent graduated, and better than 50 percent compiled a 3.00-or-better grade point average. He was inducted into the Western Carolina Athletic Hall of Fame in 2001.

Before going to Western Carolina for the 1983 season, Leggett spent five seasons at Vermont, where he turned that team into a consistent winner from day one. He coached the Vermont club team in 1977, and then organized and coached the school's first intercollegiate team in 1978. At age 23, he was the youngest NCAA baseball coach in the nation. He had a winning season in his first year and had a 75-61 overall record at Vermont.

Leggett graduated with honors from Maine in 1976, where he was an all-star performer in both

Leggett's Coaching Record

Pre-Clemson Head Coaching Record

Year	School	W-L	Pct.
1978	Vermont	11-9	.550
1979	Vermont	12-11	.522
1980	Vermont	12-16	.429
1981	Vermont	22-15	.595
1982	Vermont	18-10	.643
1983	Western Carolina	25-20	.556
1984	Western Carolina	37-20	.649
1985*	Western Carolina	37-35	.514
1986*	Western Carolina	33-28	.541
1987*	Western Carolina	36-20	.643
1988*	Western Carolina	38-24	.613
1989*	Western Carolina	23-31	.426
1990	Western Carolina	37-25	.597
1991	Western Carolina	36-26	.581

* - Southern Conference Champion

Clemson Head Coaching Record

Year	Overall	ACC	Finish	NCAA
1994^	57-18	20-4	1st	Regional
1995	54-14	20-4	1st	CWS
1996	51-17	17-7	2nd	CWS
1997	41-23	13-10	4th	Regional
1998	43-16	14-9	T-2nd	Regional
1999	42-27	13-10	3rd	Super Regional
2000	51-18	17-7	2nd	CWS
2001	41-22	17-7	2nd	Super Regional
2002	54-17	16-8	4th	CWS
2003	39-22	15-9	T-3rd	Regional
2004	39-26	14-10	T-4th	Regional

^ - ACC Champion

Head Coaching Record By School

School	Seasons	Years	W-L	Pct.
Vermont	5	1978-82	75-61	.551
Western Carolina	9	1983-91	302-229	.569
Clemson	11	1994-04	512-220	.699
Totals	25		889-510	.635

Leggett vs. ACC as Clemson Head Coach

Team	Overall	Home	Away	Neutral
Duke	25-10	12-3	12-6	1-1
Florida State	18-28	11-7	3-12	4-9
Georgia Tech	23-18	12-2	6-12	5-4
Maryland	31-4	18-0	10-4	3-0
North Carolina	26-13	11-4	12-6	3-3
N.C. State	26-12	13-4	7-8	6-0
Virginia	27-10	13-2	12-6	2-2
Wake Forest	26-11	14-4	10-5	2-2
Totals	202-106	104-26	72-59	26-21

Leggett vs. SEC as Clemson Head Coach

Team	Overall	Home	Away	Neutral
Alabama	2-0	1-0	0-0	1-0
Arkansas	3-1	2-1	1-0	0-0
Auburn	6-6	4-3	1-3	1-0
Georgia	16-9	10-0	6-9	0-0
Kentucky	3-0	3-0	0-0	0-0
Mississippi State	2-0	2-0	0-0	0-0
South Carolina	22-17	10-8	12-7	0-2
Tennessee	9-3	6-0	3-2	0-1
Totals	63-36	38-12	23-21	2-3

football and baseball. He captained the 1976 Maine team that advanced to the College World Series, and was a two-time All-Yankee Conference selection in football as a defensive back and placekicker. He still holds the Maine record for the longest field goal, a 52 yarder.

Leggett has two children, son Tanner (8-12-83) and daughter Colby (10-21-85). Tanner is a red-shirt sophomore infielder on the 2005 Clemson baseball squad, while Colby is a freshman student at Ohio State.

2005 CLEMSON BASEBALL




Jack Leggett Comments

Coaching Influences

"Obviously, I admire Bill Wilhelm. He has taught me so much. I will never forget him for giving me this opportunity.

"I had some great coaches at Maine. Jack Butterfield was a tremendous coach, and also John Winkin. Walter Abbot was my football coach at Maine, and he taught me a lot about mental toughness. Jack Bicknell was also a football coach who influenced me.

"Paul Jordan was my high school football coach. He taught me what it takes to be a winner, and taught me about the benefits of self-sacrifice, how to be organized, and how to prepare for a game. Vermont's former athletic director (Rick Farnham) is also a coach whom I've drawn a lot from."



John Winkin, Leggett's coach at Maine in 1975 and 1976, was in Omaha to watch Clemson in the 2002 College World Series.

Doug Kingsmore Stadium

"Doug Kingsmore Stadium is one of the top baseball facilities in the country. I am certainly prejudiced, but I think we have the finest facility in the nation when you take into account the players, the fans, the media, and the support personnel.

"We have some unique features in our ballpark, with the terrace and the close proximity of the fans to the field. But the greatest feature is the fan support. We have ranked in the top 20 in the country in average attendance each of the last 11 years. Our fans make it an exciting atmosphere for our players. We have a season-ticket base of 2,000 fans, so there is strong support for the program in the community."

Goals for the Program

"We strive to go to Omaha every year...that is our standard. We put 'Omaha' on the back of our caps, because I want our players to know every day at practice and for every game what we are striving for. We end all our team huddles before games by saying 'Omaha.'

"We are actually changing that goal. We want to get to Omaha, but now we want to do more than just get there; we want to win a national championship. The more times you get there, the more experienced you get, and the more you want to stay there and win the College World Series. We reached the final four teams three years ago. Experience plays a great role in how you do.

"Our daily goals are to play at a national championship level. We strive to exhibit the discipline necessary in everything we do to win the national championship. We talk about it...we don't hide that."

Heroes

"Roberto Clemente was my favorite player of all-time. I respected the way he played. He played so hard all the time. I watched him play in person and I thought he was everything you wanted in a baseball player.

"My biggest heroes are my parents. My father was a coach for almost 40 years. I learned a lot just being around his teams. My mother was always so

supportive and was at all the games. She has also been like a coach in my life. Any positive things I do I owe to them."

Philosophies of Baseball

"I like to play a very aggressive game offensively and defensively. You have to take the action to the opposition and force the other team into mistakes. I like to hit-and-run, bunt, squeeze, steal bases, and be aggressive on the basepaths. I am not a coach who likes to sit back for the big inning. This year's team will have to succeed in the fundamentals. We will have to situation-hit and move runners along, more than we have done in recent years when we set the school record

for home runs.

"Consistency on defense is very important. It all begins on the mound. You can tell in our recruiting that this is an area we stress, because that is what carries teams to the NCAA Tournament."

Playing Experiences

"I enjoyed my college baseball experience at Maine. I was fortunate to play in the College World Series in 1976. It was a memorable time. Clemson was also at that College World Series. I can tell you who we played, what the score was, players on the other teams, what I did in each at bat, the player introductions, what hotel we stayed in, and the plane we took to get there.

"Having been there as a player and seen what a great experience it was, it motivates me to make that happen for our players.

"The college game has changed considerably in terms of exposure, and the emphasis it receives at the local and national level. Players are better, and as a result the professional ranks look to the college players much more than they used to. The pros are drafting more college players than they did when I was in college and becoming more comfortable signing a player from college compared to high school, because of the overall maturity factor."

Rewards of Being Clemson's Head Coach

"The most rewarding aspect of this job is being around the players. I am always thinking about ways to make their game better, but also try to make their lives better off the field. I am concerned in everything they do, from on the field, to academics, to social life. I try to do what I can in all areas of their lives to help them make the right decisions. That is what college coaching is all about. I am a teacher. I am aware that the lessons they learn here will be carried with them the rest of their lives.

"Second, every day I work with a great coaching staff. It is rewarding to have such a strong staff that is dedicated to excelling in this profession. We have common goals and we mesh very well. We trust each other and that is important.

"Third, it is rewarding to have a university administration and fans that support this program. When we run a regional, and we see university ad-

ministrators, secretaries, and other employees from all over campus contribute their time and energy, it is very rewarding. I never take that for granted.

"Fourth is the challenge that you have in your job, the challenge to make your players better in all phases of their lives. That includes maturing as a player, mentally and physically. It is rewarding to see your players grow and improve to the point where they have a chance to play professionally. Obviously, seeing Kris Benson going from an undrafted player out of high school to the #1 pick in the entire Major League draft was a rewarding experience.

"We have had a lot of players come here out of high school who were not drafted and leave as a drafted player with a chance to play in the Major Leagues. Watching Khalil Greene improve to the point where he was the unanimous national player-of-the-year was very rewarding.

"You make a commitment during the recruiting process to a student-athlete that you will help him improve in all phases of his experience at Clemson. It is very rewarding to see our players grow academically, socially, and on the field."

Selling Points of the Clemson Program

"First of all, we have a great tradition at Clemson. If a young man wants to get involved in a program that strives to go to Omaha and has a goal of winning the national championship, this is the place to be. That has been the case here for many years. We have been to the College World Series four of the last 10 years and 10 different times overall. It is a program that has not had a losing season since 1957 and has been to the NCAA Tournament every year since 1987.

"In every good program, you have a strong tradition. We are fortunate that Bill Wilhelm set that tradition for us. He coached here 36 years and never had a losing season. I don't see anyone duplicating that feat in college baseball.

"I was a history minor in college at Maine, so I know how important that aspect is to a program. He brought it great stability. Every day I appreciate what he did for me and what he did for this baseball program.

"We saw the impact of that tradition in the fall of 2003 when we had a reunion of all former Clemson baseball players. It was one of the most rewarding weekends of my professional career. We had former players from seven different decades return to Clemson for an alumni game. We had former Major League players and walk-ons who all had a common bond for this program. It is one of the strengths of this program and this university.

"Second, we have the facilities and the administrative backing to compete for the national championship. That is something I would be looking for as a player. Doug Kingsmore Stadium is one of the top facilities in the country. We finished a multi-million-dollar renovation to the stadium in 2003 that I believe makes it the best college baseball stadium in the nation. It has been accomplished in a first-class manner in every aspect.

"Third, we have a tradition of playing host to regionals at Clemson, and that means we have fan support. You don't host regionals without drawing sellout crowds. The people in this community really embrace this program.

Jack Leggett Comments

"Fourth, Vickery Hall, our student-athlete enrichment center, is among the best in the country. The programs at Vickery Hall show that Clemson cares about its student-athletes in all phases of his or her life. Any student-athlete at Clemson knows he or she has the chance to be successful in the classroom and graduate from Clemson. Vickery Hall is one of our top selling points.

"We have tremendous structure in our study-hall program. There is tradition in academics here as well, and we average 15 players a semester on the ACC Academic Honor Roll."

Starting the Program at Vermont

"I first went to Vermont in 1977 to coach the club team. I was paid a stipend to coach players who were already on campus. In the summer of 1977, the program was elevated to Division I status

and I was named the head coach at the age of 23, the youngest coach in the country.

"I had to learn about budgets, scheduling, and practice organization in a hurry. I had no assistants, so it was quite a crash course. It was odd, because I was coaching some players who were older than I was. It was a challenge, but it was a great opportunity to be exposed to that at a young age.

"We had some success and we earned the respect of the campus, because the team also did well academically. It was a great place to start. The players on that first team were special, and many of them are my friends for life."

Support From the Administration

"Clemson University was chosen the top public university in the nation by **Time Magazine** in 2001. That speaks volumes about this institution. That

award has brought considerable attention to Clemson and the quality of our education.

"We are very lucky to have President Jim Barker leading our University. He is a dynamic leader who certainly is interested in college athletics. He is a former Tiger athlete who comes to our games and supports our program. He has a keen understanding of the impact athletics can have on a university landscape. He is a very competitive person himself.

"The support of the University administration is unique here. When we play host to a regional, everyone gets involved. We have university officials serve as ticket-takers and ushers. Whenever I see my old coach from Maine (Winkin), he reminds me how lucky I am in that regard. He has never seen a university community support a program like we do at Clemson."

Leggett's 128 Top-25 Wins

Date	Opponent	Rank	Site	Score	Date	Opponent	Rank	Site	Score	Date	Opponent	Rank	Site	Score	Date	Opponent	Rank	Site	Score
2-19-94	Tennessee	9-15-NR	H	14-1	4-15-95	N.C. State	NR-NR-25	A	13-1	5-8-00	Florida State	7-4-4	H	7-4	6-2-00	Mississippi State	14-10-14	H	11-4
2-20-94	Tennessee	9-15-NR	H	4-2	4-16-95	N.C. State	NR-NR-25	A	13-4	6-2-00	Mississippi State	14-10-14	H	9-4	6-9-00	San Jose State	12-7-NR	N3	10-6
3-25-94	Washington	22-19-16	N1	3-2	5-13-95	Miami (FL)	9-11-11	A	7-5	3-3-01	South Carolina	7-4-6	A	7-4	3-23-01	Wake Forest	20-24-20	A	(12)4-1
4-6-94	South Carolina	NR-NR-17	A	7-2	5-19-95	Florida State	5-7-6	N2	11-0	3-25-01	Wake Forest	20-24-20	A	9-1	4-20-01	Georgia Tech	9-11-7	H	3-0
4-8-94	N.C. State	19-29-16	H	(10)10-8	5-28-95	Alabama	19-17-16	H	7-4	4-21-01	Georgia Tech	9-11-7	H	5-1	2-22-02	Auburn	NR-NR-25	H	7-4
4-9-94	N.C. State	19-29-16	H	9-5	2-16-96	South Florida	22-NR-NR	H	4-0	2-23-02	Auburn	NR-NR-25	H	8-5	2-24-02	Auburn	NR-NR-25	H	6-5
4-10-94	N.C. State	19-29-16	H	6-5	2-27-96	Tennessee	4-7-7	A	8-3	3-2-02	South Carolina	5-4-4	A	9-7	3-3-02	South Carolina	5-4-4	H	(10)11-10
4-22-94	North Carolina	NR-NR-22	A	11-1	2-28-96	Tennessee	4-7-7	A	(10)10-4	4-12-02	North Carolina	21-13-24	A	(10)11-7	4-13-02	North Carolina	21-13-24	A	4-2
4-24-94	North Carolina	NR-NR-22	A	3-2	4-26-96	N.C. State	18-20-17	H	14-0	4-24-02	South Carolina	5-5-6	A	4-1	4-27-02	Wake Forest	3-5-3	H	5-3
4-26-94	Tennessee	11-13-14	A	3-2	5-4-96	Florida State	4-6-3	H	3-0	4-28-02	Wake Forest	3-5-3	H	4-0	5-4-02	Georgia Tech	13-13-9	A	12-9
4-29-94	Miami (FL)	4-3-3	H	7-5	5-5-96	Florida State	4-6-3	H	2-1	5-22-02	Georgia Tech	10-9-7	N5	10-0	5-25-02	Wake Forest	5-2-4	N5	8-6
5-1-94	Miami (FL)	4-3-3	H	(12)9-8	5-6-96	Florida State	7-8-7	H	2-0	6-1-02	East Carolina	NR-NR-22	H	4-2	6-2-02	East Carolina	NR-NR-22	H	21-1
5-7-94	Florida State	2-5-3	H	5-2	5-10-96	Georgia Tech	NR-18-NR	A	(10)9-8	6-8-02	Arkansas	25-18-NR	H	8-7	6-9-02	Arkansas	25-18-NR	H	7-4
5-8-94	Florida State	2-5-3	H	9-5	5-12-96	Georgia Tech	NR-18-NR	A	9-2	6-14-02	Nebraska	9-7-13	N3	11-10	6-16-02	Georgia Tech	8-6-9	N3	9-7
5-13-94	Georgia Tech	1-2-3	A	(10)9-8	5-24-96	Old Dominion	25-NR-NR	H	5-1	2-22-03	Auburn ⁽¹⁾	16-23-16	A	11-8	3-1-03	South Carolina	10-6-7	H	8-0
5-15-94	Georgia Tech	1-2-3	A	7-4	5-26-96	Tennessee	12-12-16	H	12-5	3-29-03	N.C. State ⁽²⁾	17-16-21	A10	12-10	4-2-03	South Carolina	NR-22-20	A	4-2
5-19-94	N.C. State	24-NR-20	N2	17-5	6-2-96	Oklahoma State	11-8-17	N3	(10)8-5	4-11-03	Florida State	3-2-2	A	8-4	4-25-03	Georgia Tech	7-4-4	H	(10)9-7
5-20-94	Georgia Tech	2-3-2	N2	9-6	6-4-96	Alabama	1-2-3	N3	14-13	4-26-03	Georgia Tech	7-4-4	H	10-5	4-27-03	Georgia Tech	7-4-4	H	11-3
5-22-94	Florida State	8-13-8	N2	4-1	2-27-97	Cal. State-Northridge	23-19-25	N4	8-7	3-12-04	Auburn	7-12-9	H	14-9	4-7-04	South Carolina	6-9-7	H	9-4
3-1-95	Tennessee	11-8-11	H	(10)6-4	4-4-97	Florida State	9-7-8	A	10-7	4-14-04	South Carolina	6-13-6	A	13-5	4-16-04	North Carolina	20-10-17	A	2-1
3-2-95	Tennessee	11-8-11	H	7-6	4-15-97	Tennessee	8-11-9	H	13-5	4-18-04	North Carolina	20-10-17	A	(10)4-2	5-3-04	Florida State	NR-24-NR	H	18-9
3-4-95	Old Dominion ⁽¹⁾	21-NR-NR	H	10-5	4-25-97	Georgia Tech	18-6-10	H	7-4	5-7-04	Central Florida	24-NR-NR	H	8-5	5-26-04	North Carolina	NR-23-20	N11	7-6
3-4-95	Old Dominion ⁽²⁾	21-NR-NR	H	12-6	5-15-97	Georgia Tech	11-4-6	N5	7-4	6-6-04	Georgia ⁽¹⁾	11-10-20	A	10-9					
3-5-95	Old Dominion	21-NR-NR	H	7-1	5-17-97	N.C. State	20-20-19	N5	(10)11-6										
3-7-95	James Madison	25-NR-NR	H	5-0	2-8-98	Auburn	11-22-10	N6	9-4										
3-8-95	James Madison	25-NR-NR	H	16-6	4-1-98	South Carolina	8-8-9	A	6-4										
3-21-95	Old Dominion	24-NR-NR	A	9-7	4-17-98	N.C. State	NR-NR-24	H	(12)11-10										
3-22-95	Old Dominion	24-NR-NR	A	4-2	4-18-98	N.C. State	NR-NR-24	H	17-6										
4-14-95	N.C. State	NR-NR-25	A	(10)17-15	4-24-98	Florida State	11-11-10	H	2-1										
					4-25-98	Florida State	11-11-10	H	5-4										
					5-9-98	North Carolina ⁽²⁾	24-NR-NR	A	8-1										
					5-10-98	North Carolina	24-NR-NR	A	7-6										
					2-25-99	Washington	NR-24-NR	N4	13-12										
					4-3-99	Miami (FL)	8-6-6	N7	7-5										
					4-10-99	Florida State	1-1-1	A	8-4										
					4-21-99	South Carolina	20-22-20	H	5-4										
					4-23-99	Georgia Tech	NR-19-21	H	24-4										
					4-24-99	Georgia Tech	NR-19-21	H	13-8										
					4-25-99	Georgia Tech	NR-19-21	H	6-5										
					5-9-99	North Carolina	12-10-14	H	20-7										
					5-10-99	North Carolina	15-14-18	H	5-4										
					5-22-99	Florida State	3-2-3	N8	8-7										
					5-29-99	Arkansas	10-8-10	A	12-4										
					6-5-99	Texas A&M	2-6-5	A	10-3										
					1-28-00	Rice	14-7-7	N9	3-1										
					1-29-00	Miami (FL)	5-5-4	N9	4-0										
					3-14-00	East Carolina	22-17-21	H	7-0										
					4-1-00	North Carolina	10-13-8	A	10-2										
					4-15-00	Wake Forest ⁽¹⁾	12-11-15	H	(12)6-5										
					4-15-00	Wake Forest ⁽²⁾	12-11-15	H	5-4										
					4-30-00	Georgia Tech	8-5-11	A	13-12										
					5-6-00	Florida State	2-2-2	H	8-7										
					5-7-00	Florida State	2-2-2	H	5-4										



Jack Leggett has coached 11 Tiger teams to a total of 128 victories over top-25 teams.

2005 CLEMSON BASEBALL



Leggett vs. All Competition

Opponent	Overall	Pct.	UV	WCU	CU	Fresno State	1-1	.500	1-1
Alabama	2-0	1.000			2-0	Furman	40-9	.816	29-7
American	1-0	1.000	1-0			Gardner-Webb	1-0	1.000	1-0
Appalachian State	21-10	.677		18-10	3-0	George Mason	6-0	1.000	6-0
Arkansas	3-1	.750			3-1	Georgia	19-21	.475	3-12
Arkansas State	1-0	1.000			1-0	Georgia Southern	16-11	.593	6-6
Auburn	12-18	.400		6-12	6-6	Georgia Tech	26-23	.531	3-5
Augusta	1-1	.500		1-1		Grand Canyon	2-0	1.000	2-0
Austin Peay State	2-1	.667		2-1		Hawaii	1-0	1.000	1-0
Birmingham-Southern	2-0	1.000			2-0	Hawaii-Hilo	3-0	1.000	3-0
Boston College	1-1	.500	1-1			High Point	15-4	.789	15-4
Bridgeport	1-1	.500	1-1			Holy Cross	3-2	.600	3-2
California State-Northridge	1-1	.500			1-1	Illinois	1-1	.500	0-1
California	1-2	.333			1-2	Indiana State	0-1	.000	0-1
Campbell	16-17	.485		16-17		Iona	0-2	.000	0-2
Carson-Newman	11-4	.733		11-4		Jacksonville	1-0	1.000	1-0
Central Florida	2-3	.400			2-3	James Madison	7-2	.778	0-2
Charleston Southern	8-0	1.000			8-0	Kansas State	3-0	1.000	3-0
Charleston, College of	7-0	1.000			7-0	Kentucky	3-0	1.000	3-0
Charlotte	2-5	.286		1-4	1-1	La Salle	0-1	.000	0-1
Citadel, The	38-15	.717		31-14	7-1	Lewis-Clark State	0-1	.000	0-1
Clarkson	6-0	1.000	6-0			Liberty	4-3	.571	3-0
Clemson	3-15	.167		3-15		Louisiana-Lafayette	0-1	.000	0-1
Coastal Carolina	18-3	.857			18-3	Maine	16-17	.485	2-13
Connecticut	5-4	.556	5-4			Marshall	8-5	.615	8-5
Creighton	1-1	.500			1-1	Maryland	31-4	.886	31-4
Dartmouth	2-0	1.000	2-0			Massachusetts	5-4	.556	5-4
Davidson	22-11	.667		21-11	1-0	Miami (FL)	5-10	.333	0-1
Delaware	1-0	1.000			1-0	Middle Tennessee	3-2	.600	1-2
Duke	25-10	.714			25-10	Middlebury	7-1	.875	7-1
East Carolina	5-9	.357			5-9	Milligan	4-0	1.000	4-0
East Tennessee State	20-6	.769		17-6	3-0	Mississippi State	3-2	.600	1-2
Eastern Connecticut State	0-3	.000	0-3			Morehead State	3-0	1.000	3-0
Eastern Kentucky	15-8	.652		15-8		Navy	1-0	1.000	1-0
Elon	3-6	.333		1-3	2-3	Nebraska	1-0	1.000	1-0
Fairfield	3-4	.429	3-4			Nevada	1-1	.500	1-1
Florida	3-9	.250		3-9		Nevada-Las Vegas	4-4	.500	4-4
Florida Atlantic	1-1	.500			1-1	New Hampshire	5-4	.556	4-4
Florida International	2-3	.400		2-3		New York Tech	3-0	1.000	3-0
Florida State	18-28	.391			18-28	Newberry	3-0	1.000	3-0
						North Adams State	4-0	1.000	4-0
						North Carolina	26-16	.619	0-3
						North Carolina State	33-30	.524	7-18
						North Carolina-Asheville	16-2	.889	14-2
						North Carolina-Wilmington	6-0	1.000	6-0
						Northeastern	2-2	.500	2-2
						Northwestern	2-0	1.000	2-0
						Norwich	8-1	.889	8-1
						Notre Dame	0-1	.000	0-1
						Ohio	9-1	.900	3-0
						Ohio State	2-3	.400	2-2
						Oklahoma State	1-3	.250	0-2
						Old Dominion	18-1	.947	1-0
						Oregon State	2-2	.500	2-2
						Piedmont	4-1	.800	4-1
						Princeton	1-0	1.000	1-0
						Providence	2-3	.400	2-2
						Purdue	4-0	1.000	1-0
						Radford	3-1	.750	3-1
						Rhode Island	2-6	.250	2-6
						Rice	2-2	.500	2-2
						Richmond	2-1	.666	2-1
						Saint John's	1-0	1.000	1-0
						Saint Lawrence	2-3	.400	2-3
						Saint Michael's	8-0	1.000	8-0
						San Jose State	1-0	1.000	1-0
						Seton Hall	2-0	1.000	2-0
						Siena	3-2	.600	1-2
						Slippery Rock	2-0	1.000	2-0
						South Alabama	2-2	.500	2-2
						South Carolina	25-25	.500	3-8
						South Carolina-Aiken	0-3	.000	0-3
						South Carolina-Upstate	6-2	.750	6-2
						South Florida	2-2	.500	2-2
						Southeastern Massachusetts	0-1	.000	0-1
						Southern California	0-1	.000	0-1
						Southwest Missouri State	2-1	.667	2-1
						Southwest Texas State	0-1	.000	0-1
						Stanford	0-2	.000	0-2
						Stetson	3-0	1.000	3-0

Leggett's Milestone Wins

Win	Date	Opponent	Score
*1	4-21-1978	Connecticut	12-4
^100	5-1-1983	The Citadel⁽²⁾	(9)2-1
^200	4-13-1986	The Citadel	12-4
^300	4-22-1989	Appalachian State	11-10
400	3-23-1994	Hawaii	7-3
500	3-8-1996	Virginia Tech	8-4
600	3-14-1998	Maine⁽²⁾	19-11
700	4-23-2000	Duke	12-8
800	5-13-2002	Virginia	5-3
889	6-6-2004	Georgia ⁽¹⁾	10-9

Win	Date	Opponent	Score
1	2-12-1994	Western Carolina⁽¹⁾	3-1
100	4-29-1995	Georgia Tech	6-1
200	5-14-1997	Wake Forest	8-6
300	3-8-2000	William & Mary	10-6
400	3-27-2002	Coastal Carolina	6-2
500	4-25-2004	N.C. State	9-6
512	6-6-2004	Georgia ⁽¹⁾	10-9

* - at Vermont; ^ - at Western Carolina; Note: Home games in bold.

Stonehill	2-0	1.000	2-0		
Tennessee	11-8	.579		2-5	9-3
Tennessee Tech	4-0	1.000		2-0	2-0
Texas A&M	1-3	.250		0-1	1-2
Texas Tech	1-2	.333			1-2
Texas-Arlington	1-0	1.000			1-0
Virginia	29-10	.744	2-0		27-10
Virginia Commonwealth	2-0	1.000	2-0		
Virginia Military	12-2	.857		12-2	
Virginia Tech	4-3	.571		1-3	3-0
Wake Forest	27-12	.692		1-1	26-11
Washington	2-1	.667			2-1
West Chester State	0-2	.000	0-2		
West Virginia	1-0	1.000			1-0
Western Carolina	19-4	.826			19-4
Western Kentucky	2-0	1.000		2-0	
Westfield State	0-1	.000	0-1		
William & Mary	2-0	1.000			2-0
Winthrop	8-1	.889		3-0	5-1
Wofford	12-2	.857		7-2	5-0
Totals	889-510	.635	75-61	302-229	512-220

Note: **Bold** denotes 2005 opponent.



Jack Leggett has at least a .500 record against all eight SEC teams he has faced as the Tigers' head coach, and is above .500 against nine ACC members.

Leggett vs. Ranked Teams

Opponent	Top 25	Top 10	Top 5	#1
Alabama	2-0	1-0	1-0	1-0
Arkansas	3-1	1-0		
Auburn	6-6	2-2		
Cal. State-Northridge	1-1			
Central Florida	1-3			
East Carolina	3-1			
Florida State	18-28	17-26	12-20	1-4
Georgia	1-3	1-2		
Georgia Southern	0-2			
Georgia Tech	19-15	14-10	8-6	2-1
James Madison	2-0			
Louisiana-Lafayette	0-1	0-1		
Miami (FL)	5-9	5-9	3-5	0-2
Mississippi State	2-0	2-0		
Nebraska	1-0	1-0		
North Carolina	12-8	4-3		
N.C. State	12-7			
Notre Dame	0-1			
Oklahoma State	1-1	1-1		
Old Dominion	6-0			
Rice	1-1	1-1		
San Jose State	1-0	1-0		
South Alabama	0-1			
South Carolina	11-14	8-9	4-7	0-1
South Florida	1-2			
Southern California	0-1	0-1	0-1	
Stanford	0-2	0-2	0-1	0-1
Tennessee	9-3	7-2	2-1	
Texas A&M	1-2	1-2	1-2	
Wake Forest	7-8	3-1	3-1	
Washington	2-1			
Totals	128-122	70-72	34-44	4-9

Note: Only includes records as Clemson's head coach; **bold** denotes 2005 opponent.

Associate Head Coach Kevin O'Sullivan



Kevin O'Sullivan is in his seventh season as the Tigers' pitching coach. He was also promoted to the position of associate head coach in 2002. O'Sullivan handles the duty of recruiting coordinator as well. He has been a part of six NCAA Tournament teams and two College World Series squads while in Tigertown. O'Sullivan, who has made two instructional pitching videos, has also seen 20 of his Tiger pitchers sign professional contracts in his six years.

In his first season with the Clemson program, "Sully" fine-tuned Mike Paradis from having control problems his first two seasons to a first-round pick in 1999. He helped Ryan Mottl go 10-4 in 2000 and total 33 career wins at Clemson, the third most in school history. Those totals helped Mottl become a sixth-round pick by the Cincinnati Reds.

Under the guidance of O'Sullivan in 2001, Tiger pitchers had a 2.27 strikeout-to-walk ratio, fourth best in school history. One of his pitchers, Steve Reba, led the ACC in wins in 2001 with a 12-3 record. Clemson has ranked among the national leaders in team ERA each of the last five years, and his ability to work with and develop young pitchers has been praised by Head Coach Jack Leggett.

He followed up 2001 with a 2002 season that saw Reba and Matt Henrie shine. They had 13 wins apiece and both earned All-America honors. O'Sullivan helped mold Reba and Henrie into a formidable one-two punch that led the Tigers to a third-place national finish. Henrie was drafted in the seventh round after going undrafted out of high school.

Leggett Comments

"Kevin is an outstanding pitching coach who is in his seventh year at Clemson. He's my right-hand man. He has great knowledge in all phases of the game, but really good knowledge on the mechanics and the mental side of pitching. He has developed some outstanding pitchers since he's been here and throughout his career. He has the respect of his fellow coaches and the team."

The 2002 team also featured B.J. LaMura, a hard-throwing righthander who was instrumental in Clemson's late-season surge. LaMura was a fifth-round draft pick, giving Clemson five pitchers from the 2002 squad who signed a Major League contract. And that total does not include Jarrod Schmidt, who had an 18-3 career record at Clemson and signed as well. The 2002 team also set an ACC record for saves (26) in a season.

The 2003 team did not have any stars, but all five Tigers with at least 36.0 innings pitched had an ERA between 3.19 and 4.30.

The 2004 squad featured All-ACC reliever Patrick Hogan, who became just the third Tiger in history to record double-digits in saves. He coached Tyler Lumsden, who was a first-round draft pick in 2004, as well. He also helped convert Collin Mahoney from a catcher to a hard-throwing reliever. Mahoney, who had not pitched since high school, saw considerable action in 2004 and threw in the high 90s. He was a fourth-round draft pick by the Detroit Tigers.

In just six seasons, O'Sullivan has had numerous top-25 recruiting rankings, including the 2005 incoming class that was ranked #12 by **Collegiate Baseball**. In that class were four of

the top-50 freshmen in the country, including David Kopp (#9), Stan Widmann (#14), Taylor Harbin (#17), and Brad Chalk (#34). Clemson was the only school in the nation to have four freshmen in the top 50.

The Jupiter, FL native spent the 1998 season with the Twins' Rookie League team in Fort Myers, FL, where he was responsible for the development of the pitchers. He helped that team reach the league playoffs for the first time.

O'Sullivan was the pitching coach at Virginia in the 1996 and 1997 seasons. Most noticeably, he coached All-America and first-round draft pick Seth Greisenger. The 1996 Cavalier team won its first-ever ACC Tournament title thanks to the tutelage of O'Sullivan. That team also finished 44-21. He coached a total of three pitchers in the two seasons that were drafted in the top-five rounds, including a first, second, and fifth-round pick to go along with a 14th-round selection in 1997. O'Sullivan, who helped in the recruitment of student-athletes at Virginia, coached players picked in the third and 44th rounds in 1997 as well.

His talents were noticed in the summer of 1996 and 1997 when he coached in the Valley League and the Cape Cod League, respectively. O'Sullivan coached the Bourne Braves to the second-best overall record in the Cape while garnering manager-of-the-year honors. He also coached former Tiger lefthander Chris Heck and Major League star lefthander Mark Mulder in the summer of 1997. On that staff alone, eight pitchers were drafted.

In the summer of 1996, while coaching Waynesboro of the Valley League, he managed his team to the pennant and was manager-of-the-year, meaning he earned that honor both years as a head coach in the summer leagues. He also coached 14 players in the two summers who were drafted, including two first-rounders.

The O'Sullivan File

Full Name: Kevin Michael O'Sullivan
Born: December 27, 1968 in Goshen, NY
Education: Bachelor of science in education/sports medicine at Virginia (1991); master of science in exercise science & wellness at Florida Atlantic (1995)
Playing Experience: Two-year letterman at Florida CC (1988,89); two-year letterman at Virginia (1990,91)
Coaching Experience: Assistant coach at Florida CC (1992,93); assistant coach at Florida Atlantic (1994,95); assistant coach at Virginia (1996,97); assistant coach at Fort Myers (FL) (Twins' rookie team) (1998); assistant coach at Clemson (1999-01); assistant head coach at Clemson (2002); associate head coach at Clemson (2003,04)
Family: Wife, Vicki

O'Sullivan coached at Florida Atlantic during the 1994 and 1995 seasons. He was responsible for the hitters, catchers, infielders, and outfielders. In 1992 and 1993, he was an assistant at Florida Community College in Jacksonville, FL, where he was the hitting and catching instructor.

In two years at Virginia and six at Clemson, O'Sullivan has coached 24 pitchers who have been drafted or signed pro contracts. This list includes three first-rounders, eight top-five-rounders, 12 top-10-rounders, and four All-Americans. It is no wonder Leggett chose him to maintain Clemson's tradition of producing All-America pitchers.

O'Sullivan graduated from Virginia with a bachelor's degree (with honors) in education/sports medicine in 1991. He was a member of Virginia's Captain Council and Student-Athlete Mentor Program. In 1995, he received a masters degree in exercise science & wellness from Florida Atlantic.

O'Sullivan starred for Virginia as a catcher in 1990 and 1991, where he hit a combined .351. He was a First-Team All-ACC and All-ACC Tourney pick both years. He made the ACC Academic Honor Roll in 1990 as well. O'Sullivan also played for Florida Community College in the 1988 and 1989 seasons.

O'Sullivan and wife Vicki have a dog, Jake. O'Sullivan was born December 27, 1968 in Goshen, NY.

O'Sullivan & the Draft

Pitcher	Year	PDR	DRAC	Team
Mike Paradis	1999	7	1	Orioles
Chris Heck	1999	10	5	Padres
Brian Adams	1999	---	11	Red Sox
Ryan Mottl	1999	39	27	Rangers
Ryan Mottl	2000	27	6	Reds
Scott Berney	2000	28	18	Rockies
Josh Cram	2001	---	4	Giants
Steve Reba*	2001	9	16	Athletics
Nick Glaser*	2001	32	35	Phillies
B.J. LaMura	2002	---	5	White Sox
Matt Henrie*	2002	---	7	Diamondbacks
Steve Reba*	2002	16	21	Rockies
Ryan Childs	2002	17	33	Orioles
Steven Jackson	2003	38	32	Indians
Tyler Lumsden	2004	5	1	White Sox
Collin Mahoney	2004	48	4	Tigers
Steven Jackson	2004	32	10	Diamondbacks
Patrick Hogan	2004	---	14	Marlins
Tony Sipp	2004	33	45	Indians


* - All-American; PDR - previous draft round; DRAC - draft round after Clemson



Vicki and Kevin O'Sullivan



Assistant Head Coach Tom Riginos



Tom Riginos is in his third year with the Tiger program as Clemson's hitting and outfielders' coach. Riginos (pronounced ri-JEEN-uhs) replaced Tim Corbin, who became head coach at Vanderbilt in June of 2002, and carries the title of assistant head coach.

Riginos, who will turn 37 on April 5 when Clemson plays at Georgia, coached nine seasons at Stetson as the Hatters' recruiting coordinator from 1994-02, where he also coached the hitters and outfielders. He was responsible for all aspects of the Stetson Junior Varsity team as well.

While at Stetson, Riginos recruited eight classes that gained national recognition. His 2002 class included three all-state performers and three prospects from the Central Florida area. Riginos also recruited six All-Americans and 10 freshman All-Americans during his tenure with the Hatter program.

Riginos has continued the Tigers' recent success of recruiting top talent from the state of Florida, including the unanimous 2002 National Player-of-the-Year Khalil Greene (Key West). Matt Henrie (Jupiter), a 2002 All-ACC pitcher, and 1999 All-America outfielder Patrick Boyd (Palm Harbor) were also celebrated recruits from Florida. Riginos was a big reason the Tigers signed Andy D'Alessio, a 10th-round draft pick in the 2003 Major League Draft, along with 2005 newcomers Adrian Casanova, Ben Hall, and David Kopp.

In his first season as the hitting coach at Clemson in 2003, the Tigers hit .309 and sported a consistent lineup from top to bottom. All four starting infielders were named First or Second-Team All-

ACC. The Tigers also led the conference in batting average (.326) in ACC regular-season games, 19 points higher than the second-place team (Georgia Tech).

In 2004, he coached Brad McCann to one of the best offensive seasons by a Tiger in recent history when the third baseman hit .379 with 16 homers and 65 RBIs. The 2004 Tigers also hit 73 home runs and 149 doubles, and stole 77 bases.

As hitting coach at Stetson, Riginos coached four of the top-five hitting teams in school history, including the 2001 squad that hit .324 with a school-record 78 home runs. That team also ranked 24th nationally in batting average, 12th in slugging percentage, and 19th in home runs per game.

Riginos coached four All-Americans and four of the top hitters in Stetson history, including short-stop Kevin Nicholson, catcher Sammy Serrano, outfielder Frank Corr, and catcher Chris Westervelt. Under his guidance, all four won conference player-of-

the-year honors along with multiple All-America accolades.

Nicholson was drafted by San Diego in the first round of the 1997 draft and made his Major League debut with the Padres in June of 2001. Serrano batted

a school-record .457 in 1998 and was chosen in the second round that same year by the Giants' organization.

Corr set school and conference records for career doubles (79), home runs (53), RBIs (258), and total bases (562). He also broke six single-season school records during the 2000 season when he batted .431 with 34 doubles, 18 home runs, and 98 RBIs. Westervelt had a .403 batting average with 18 homers and was a first-team Academic All-American.

Riginos is no stranger to the Tiger program and Doug Kingsmore Stadium, as Stetson visited Clemson for a three-game series in 1998, with Clemson coming away with a three-game sweep in the weekend series.

Prior to his nine seasons at Stetson, Riginos spent two seasons as the top assistant coach and as a graduate assistant coach at Eastern Kentucky in Richmond, KY. He helped coach the Colonels to an Ohio Valley Conference second-place finish during the 1992 season while serving as the team's hitting and outfield coach. Prior to his stint at Eastern Kentucky, Riginos spent one season on the coaching staff at his high school alma mater, Country-side



Tom Riginos is in his third season with the Clemson program, serving as the assistant head coach and hitting instructor.

High in Clearwater, FL.

Riginos was a four-year letterman for the Hatters between the 1987 and 1990 seasons, and helped Stetson to three NCAA Regional appearances and three Trans America Athletic Conference championships. He played in 225 games during his career and hit .279, while finishing as one of the top stolen-base leaders in Hatter history with 61. Riginos was also a team captain during the 1990 season.

The native of Clearwater, FL earned his bachelor of arts degree in sports administration from Stetson in 1990. He later earned a master of science degree in physical education/sports administration from Eastern Kentucky in 1993, where he had a 3.36 GPA.

Riginos is married to the former Shaileen Kelley. The couple has twin girls, Alexandra and Grace, born November 22, 2000. Tom also has a son, Ben (17). Riginos was born April 5, 1968 in Tampa, FL.

Leggett Comments

"Tom is in his third year here, and 'T.R.' does an outstanding job with our outfielders and hitters. He's not afraid to put in the extra hours with the hitters that it takes for them to develop. He has great knowledge of the game. He has the right temperament and the right personality to mix within our staff, and we're extremely glad to have him as part of our winning tradition here."



Shaileen and Tom Riginos with twin daughters Grace and Alexandra (4)

The Riginos File

Full Name: Thomas Anthony Riginos

Born: April 5, 1968 in Tampa, FL

Education: Bachelor of arts in sports administration at Stetson (1990); master of science in physical education/sports administration at Eastern Kentucky (1993)

Playing Experience: Four-year letterman at Stetson (1987-90)

Coaching Experience: Assistant coach at Country-side (FL) HS (1991); graduate assistant coach at Eastern Kentucky (1992,93); assistant coach at Stetson (1994-02); assistant head coach at Clemson (2003,04)

Family: Wife, Shaileen; the couple has twin girls, Alexandra and Grace (4); Tom has a son, Ben (17)

Assistant Coach Bradley LeCroy



Bradley LeCroy is his third season with the Tiger coaching staff in 2005. LeCroy will again serve as a volunteer coach, working primarily with infielders and hitters.

Although he has only coached for a short time, he has built an impressive resumé. The 2003

season was his first coaching at Clemson, his alma mater. The Tigers had a .326 team batting average in ACC regular-season games, the best mark in the ACC by 19 points. The .969 fielding percentage also ranks second-best in Tiger history.

LeCroy coached four all-conference players in 2003, all of which comprised the Tigers' starting in-

field. Included in that list were underclassmen Brad McCann (3B) and Russell Triplett (SS). Michael Johnson (1B) and David Slevin (2B), who were seniors in 2003, also earned All-ACC honors as infielders during the 2003 season.

In 2004, the Tigers hit 73 home runs and 149 doubles. He also coached McCann to an All-America season, as the third baseman hit .379 with 16 homers and 65 RBIs. Triplett, who was a teammate of

The LeCroy File

Full Name: Bradley James LeCroy
Born: February 1, 1978 in Anderson, SC
Education: Bachelor's degree in education at Clemson (2001)
Playing Experience: Four-year letterman at Clemson (1997-00)
Coaching Experience: Assistant coach at Anderson (SC) College (2001,02); head coach of Williamston (SC) American Legion (2001,02); assistant coach at Clemson (2003,04)
Family: Wife, Meredith

LeCroy in 2000, had a steady .947 fielding percentage under LeCroy's tutelage as well.

LeCroy coached in the Valley League in 2003 as an assistant coach for the New Market Rebels in Virginia. The Rebels were the Valley League runnerup after compiling a 31-18 record. The 31 wins were a franchise record. He coached eight all-

stars on the Rebels' squad. Included among those all-stars was Most Valuable Pitcher Phil Bartleski of William & Mary. LeCroy also worked closely with Kevin White of Presbyterian, who was the league homer and RBI champion.

LeCroy, 27, was an assistant coach at nearby Anderson College in 2001 and 2002. In 2001, he coached David Mattox, who was drafted in the 11th round by the New York Mets and was named Minor

League Pitcher-of-the-Year in the Mets' organization in 2002. In 2002, the Trojans led the Division II ranks with 41 triples. LeCroy coached three all-conference players during his time at Anderson College.

During both summers of 2001 and 2002, he was the head coach of the Williamston American Legion team of Williamston, SC. Both teams played in the state legion playoffs. In all, he has had 12 players drafted and 16 players signed to professional contracts in just four years of coaching.

LeCroy, no relation to former Tiger great and current Minnesota Twin catcher Matthew LeCroy, earned four letters at Clemson from 1997-



Bradley LeCroy was a do-everything player at Clemson from 1997-00, and has done the same as a volunteer coach since 2003.

00. He was a valuable utility player who hit .266 in 173 career games and 395 at-bats. He was the everyday starting shortstop on the 1999 team that came one inning from making it to the College World Series. LeCroy was the starting shortstop, while Khalil Greene was the starting third baseman on that 1999 squad. LeCroy was also a member of Clemson's 2000 College World Series team and a member of four NCAA Tournament teams as a Tiger.

LeCroy earned his bachelor's degree in education from Clemson in May of 2001. LeCroy (pronounced lee-CROY) was a three-sport star at nearby Walhalla (SC) High School, earning all-state honors in baseball, basketball, and football.

LeCroy was born February 1, 1978 in Anderson, SC. He married the former Meredith Chandler on January 8, 2005. Meredith was a four-time letterwinner in tennis at Clemson between 1996 and 1999.

Leggett Comments

"Bradley in his third year as our volunteer coach after playing four years in our program. He was an outstanding middle infielder, and one of the most versatile and athletic players that I've ever coached. He's an excellent coach working with the infielders and hitters. He has the respect of the players and the coaches. He has great knowledge of the game, and he has an exciting future in coaching."

Tiger Players/Coaches


Name	Player	Coach	Position
Kenny Bagwell	1970,72	1975,77	Assistant
Eddie Barbary	1965-67	1971	Assistant
Ellis Dantzler	1965,66	1967	Assistant
Jeff Gilbert	1981-83	1986	Assistant
Lin Hamilton	1971-74	1979,80	Assistant
Mike Hampton	1993,94	1999	Assistant
Richard Haynes	1971-74	1976	Assistant
Bailey Hendley	1958-60	1961	Assistant
Randy Hinson	1934-36	1939,40,46,47	Head
Bradley LeCroy	1997-00	2003,04	Assistant
Tommy Lyon	1962,63	1964,65	Assistant
Randy Mazey	1985-88	1990-93	Assistant
John Pawlowski	1983-85	1994-98	Assistant
Sam Poe	1959,60	1962	Assistant
Bill Prophet	1970-73	1974	Assistant
Dick Sargent	1964	1965	Assistant
Kurt Seibert	1974-76	1989-91	Assistant
Vet Sittin	1904,05	1915,16	Head
Dale Smith	1964,65	1966	Assistant
Michael Spiers	1988-91	1992	Assistant



Meredith and Bradley LeCroy



Radio/Television Roster



1 C.J. Gaddis

OF • So. • Raeford, NC



2 Bradley LeCroy

Assistant Coach • 3rd Season



3 Herman Demmink

INF • Jr. • Midlothian, VA



4 Taylor Harbin

INF • Fr. • Travelers Rest, SC



5 Travis Storrer

OF • Jr. • Mount Vernon, WA



6 Stan Widmann

SS • Fr. • Hurst, TX



7 Jack Leggett

Head Coach • 12th Season



8 Brad Chalk

OF • Fr. • Greer, SC



9 David Williams

OF/INF • Jr. • Burnsville, NC



10 Tom Riginos

Assistant Coach • 3rd Season



12 Jesse Ferguson

OF • So. • Redmond, WA



15 John Ingram

INF/OF • So. • Alpharetta, GA



16 Ben Hall

2B • Jr. • Ormond Beach, FL



17 Chris Fidrych

LHP • Fr. • Beaufort, SC




18 Jason Berken

RHP • Jr. • De Pere, WI



20 Stephen Faris

RHP • So. • Richmond, VA



21 Tyler Colvin

OF/1B • So. • North Augusta, SC



22 Jorge Andrade, Jr.

INF • So. • San Diego, CA



23 Tanner Leggett

INF • So. • Clemson, SC



24 Andy D'Alessio

1B • So. • Naples, FL



26 Daniel Pritchard

INF • Jr. • Hartsville, SC



27 Jeff Hahn

RHP • Sr. • Winchester, VA



28 Gene Pierce

C • Sr. • Columbia, SC




29 Adrian Casanova

C • Jr. • Miami, FL



30 Doug Hogan

C • Fr. • Columbia, SC



31 P.J. Zocchi

RHP • Fr. • Bronx, NY



32 Aaron Eubanks

LHP • Fr. • Moultrie, GA



33 William Bond

LHP • Fr. • Lawrenceville, GA



35 Kris Harvey

OF/RHP/1B • Jr. • Catawba, NC



36 Stephen Clyne

RHP • So. • Parkland, FL



39 Kevin O'Sullivan

Assistant Coach • 7th Season



40 Alex Martin

LHP • Fr. • Charlotte, NC



41 Daniel Moskos

LHP • Fr. • Alta Loma, CA



42 Drew Fioenza

RHP • Jr. • Atlanta, GA



43 Sean Clark

RHP • Jr. • Los Angeles, CA



44 Robert Rohrbaugh

LHP • Jr. • Littlestown, PA




47 David Kopp

RHP • Fr. • Margate, FL



48 Josh Cribb

RHP • Jr. • Lake View, SC



50 Chris Howard

RHP • Fr. • Fort Wayne, IN



Shawn Arnett

Graduate Trainer • 2nd Season



Brian Hennessy

Baseball SID • 4th Season



Tim O'Day

Student Manager • 4th Season

Meet the Tigers



Kris Harvey
2004 First-Team All-ACC



2005 CLEMSON BASEBALL



Tiger Bios



22 Jorge Andrade, Jr.

INF • R-R • 6-1 • 200 • So. • JC
San Diego City College
San Diego, CA



One of five Tigers from the West Coast and one of three new Tigers from California.

LEGGETT COMMENTS: "Jorge is a transfer from San Diego City College. I think he'll be a solid player. He's going to be a very good defensive player, and offensively he's coming on strong. He has very good instincts and he's a complete baseball player. He's a very hard worker and is going to help us this year."

BEFORE CLEMSON: Played one season (2004) at San Diego City College, where he hit a team-best .391 and was coached by Chris Brown...lettered four times in baseball at Mission Bay High School, where he was coached by Dennis Pugh...was the freshman MVP, sophomore MVP, and team captain as a junior and senior...played on three league title teams.

PERSONAL: Pronounced HOHR-heh ahn-DRAH-deh...his cousin Jett Ruiz is a freshman catcher on the Boston College baseball team...majoring in sports management...born Jorge Mathis Andrade, Jr. on Oct. 1, 1985 in San Diego, CA.



18 Jason Berken

RHP • R-R • 6-0 • 200 • Jr. • 2VL
West De Pere High School
De Pere, WI



Aggressive and competitive righthander who was a starter and reliever in 2003 and was the #1 starter in 2004 before he suffered an elbow injury; will miss the entire 2005 season due to the injury...has a 9-3 career record and 2.90 ERA in 105.2 innings pitched...has allowed just 88 hits (.229 opponents' batting average) in his career...has a 2.27 ERA in 11 career appearances (seven starts) in ACC regular-season games...termed as a "battler" by Head Coach Jack Leggett...co-captain in 2005.

LEGGETT COMMENTS: "Unfortunately, Jason had arm surgery, so he's not going to be able to pitch for us this year; but to show the type of leadership qualities he has, the team has voted him a captain knowing that he will not be able to participate. That tells you how important he is to this team, and what kind of competitive spirit and leadership qualities he has. When he comes back, he will be one of the top pitchers in the country, and his rehab is coming along great so far."

2004: Had a 5-1 record with a team-best 2.53 ERA in 10 starts...held opponents to a .181 batting average in his 46.1 innings pitched...had a streak of not allowing an earned run for 30 innings, one of the longest streaks in school history...only allowed an earned run in three of his 10 starts...in four ACC starts, he did not allow an earned run and allowed just eight hits in 20.0 innings pitched...did not allow an earned run and allowed just 12 hits in 27.0 innings pitched (six starts) in night games...was 3-0 with a 1.59 ERA in five starts at home...Clemson was 9-1 when he started on the mound...held opponents to a team-best .151 batting average with runners on base and team-best .156 batting average with runners in scoring position...did not allow an earned run and just eight hits in a total of 18.0 innings pitched in second and third innings combined...pitched 6.0 scoreless innings, allowing just two hits and no walks while striking out seven to earn the win against Georgia Southern at Greenville, NC on Feb. 28...struck out eight in his first 4.0 innings pitched and earned the win against #7 Auburn on Mar. 12...pitched 6.0 innings of four-hit ball to earn the win at Texas Tech on Mar. 19; he allowed just one unearned run and one walk while striking out five...pitched a career-high 7.0 innings, allowing just three hits and no earned runs to pick up the win against Wake Forest on Mar.

Berken's Career Highs

Total IP	7.0	Wake Forest	3/26/04
Scoreless IP	6.0	many (2)	-----
Hits	9	N.C. State	(1)3/29/03
Runs	5	many (2)	-----
Earned Runs	5	South Carolina	3/6/04
Walks	5	Georgia Southern	3/17/03
Strikeouts	8	Auburn	3/12/04



Jason Berken

26...pitched 6.0 shutout innings of three-hit ball to earn the win against Maryland on Apr. 2; he allowed just one walk while striking out seven...pitched a perfect first inning in a starting role in a scheduled short appearance against Western Carolina on Apr. 21; he had missed two starts due to pain in his elbow...traveled to Birmingham, AL to visit the world-renowned Dr. James Andrews in early May to examine his injured elbow...pitched 4.0 innings in a starting role, allowing two hits, no walks, and one unearned run at Duke on May 20...had surgery on his arm on Jun. 14 in Birmingham, AL...was a volunteer

(pitching) coach for De Pere's American Legion team in the summer that won the AAA state title and advanced to the national tournament.

2003: Had a 4-2 record and 3.19 ERA in eight starts and 11 relief appearances...allowed just one home run and a .266 opponents' batting average...held ACC regular-season opponents to just three extra-base hits and a .250 batting average...held righthanded batters to a .215 batting average...held batters to a .194 batting average with two outs, a .189 batting average with runners on base and two outs, and a team-best .185 batting average with runners in scoring position and two outs...held batters to 0-for-8 with the bases loaded...had a 1.96 ERA in 11 relief outings...had a team-best 2.86 ERA in games away from home...pitched 1.2 scoreless innings in relief in his first career appearance at #16 Auburn on Feb. 23...in his first career start, he allowed just one run on three hits and one walk while striking out six in 5.1 innings pitched against Old Dominion on Mar. 8...earned the win by pitching 5.0 scoreless innings and allowing just two hits against Georgia Southern at Charleston, SC on Mar. 17...struck out seven in 5.0 innings pitched to earn the win against Wofford on Mar. 24...earned the win against South Carolina on Apr. 9; he allowed two runs, seven hits, and one walk while striking out seven in 6.2 innings pitched...pitched 3.2 innings at Georgia on Apr. 22, allowing no earned runs and four hits...retired the last two batters to close out the win against #4 Georgia Tech on Apr. 26...against the ACC's top hitting team (North Carolina), he pitched 6.1 innings, allowing only three runs and three hits on May 11...played for Keene in the NECBL in the summer.

BEFORE CLEMSON: Gatorade State Player-of-the-Year as a senior...Wisconsin state All-Star (legion) game MVP at Miller Park in 2002...threw one no-hitter and three one-hitters in legion play...named the best pitcher in his legion league in 2001 and 2002...a career .328 hitter with 68 stolen bases in three seasons...in 192.0 career innings pitched, he allowed 111 hits, 83 walks, and 31 earned runs while striking out 304...had a 23-3 career record and 1.45 ERA to go along with six saves...as a senior, he had 147 strikeouts and a 1.16 ERA in 78.2 innings pitched...as a junior, he had 102 strikeouts and a 0.77 ERA in 72.2 innings pitched...threw back-to-back no-hitters in his first two starts of his junior season...named all-area and all-conference in baseball, basketball, and football as a junior at West De Pere High...all-area, all-conference, and all-state as a senior in all three sports...first-team all-state quarterback by the **Milwaukee Journal Sentinel** as a senior...in his career, he passed for 3,839 yards and 37 touchdowns, rushed for 1,863 yards, and had 5,702 yards of total offense...passed for 2,339 yards as a senior, which included a 405-yard game (350 in the second half)...returned a punt a school-record 86 yards for a touchdown in a game at Wisconsin's Camp Randall Stadium...team scoring champion in basketball as a junior and senior...once scored 46 points in a game, making eight three-pointers...lettered four times in baseball, three times in basketball, and three times in football...coached by Sean Gibbons.

PERSONAL: Member of the ACC Academic Honor Roll in 2003-04...majoring in pre-business...born Jason Thomas Berken on Nov. 27, 1983 in Green Bay, WI.

Berken's Overall Stats

Year	ERA	W-L	G-GS	CG	SHO	SV	IP	H	R	ER	BB	SO
2003	3.19	4-2	19-8	0	0	0	59.1	58	27	21	25	41
2004	2.53	5-1	10-10	0	0	0	46.1	30	18	13	18	40
Total	2.90	9-3	29-18	0	0	0	105.2	88	45	34	43	81

Berken's ACC Regular-Season Stats

Year	ERA	W-L	G-GS	CG	SHO	SV	IP	H	R	ER	BB	SO
2003	4.58	0-1	7-3	0	0	0	19.2	18	11	10	8	11
2004	0.00	2-0	4-4	0	0	0	20.0	8	4	0	8	15
Total	2.27	2-1	11-7	0	0	0	39.2	26	15	10	16	26

Berken's ACC Tournament Stats

Year	ERA	W-L	G-GS	CG	SHO	SV	IP	H	R	ER	BB	SO
2003	0.00	0-0	1-0	0	0	0	1.1	2	1	0	0	0
2004	9.82	0-0	1-1	0	0	0	3.2	7	4	4	1	2
Total	7.20	0-0	2-1	0	0	0	5.0	9	5	4	1	2

Berken's NCAA Tournament Stats

Year	ERA	W-L	G-GS	CG	SHO	SV	IP	H	R	ER	BB	SO
2003	9.00	0-0	1-0	0	0	0	1.0	3	1	1	0	1



33 William Bond

LHP • R-L • 5-11 • 185 • Fr. • HS
Greater Atlanta Christian School
Lawrenceville, GA



LEGGETT COMMENTS: "William is a freshman lefthanded pitcher who has made great strides since the fall. He has excellent mechanics, a very strong breaking ball, and good feel for his changeup. I think he could make a significant contribution this year."

BEFORE CLEMSON: Lettered four times in baseball at Greater Atlanta Christian School, where he was coached by Cliff Shelton...threw a school-record four no-hitters and five one-hitters...member of the state runnerup team as a junior.

PERSONAL: Major is undeclared...born William Alan Bond on Dec. 12, 1985 in Columbia, SC.



29 Adrian Casanova

C • R-R • 6-1 • 205 • *Jr. • TR
Florida International University
Miami, FL



LEGGETT COMMENTS: "Adrian is a transfer who could start at catcher for us. He has excellent defensive skills and leadership qualities behind the plate, along with a great understanding of pitching mechanics and making adjustments with the pitchers. He knows how to handle a staff, and offensively he's made some big improvements since the fall; so look for him to be a big contributor for us."

BEFORE CLEMSON: Played three seasons (2002-04) at Florida International, where he was coached by Danny Price...threw out 16 of 43 base stealers and had five sacrifice bunts in 2004...lettered three times in baseball at Miami Coral Park Senior High, where he was coached by Jose Novas.

PERSONAL: His brother Gabby is a junior infielder on the Florida Atlantic baseball team...his father (Rolando) played baseball at Florida International...his uncle (Humberto Acosta) played baseball at Miami (FL)...majoring in health science...born Adrian Casanova on May 6, 1983 in Miami, FL.

Casanova's Overall Stats

Year	AVG	G-GS	AB	R	H	2B	3B	HR	RBI	TB	BB	HBP	SF	OB%	SB
2002*	.308	14-2	13	0	4	0	0	0	1	4	2	1	0	.438	0-0
2003*	.091	4-2	11	1	1	1	0	0	3	2	2	0	0	.231	0-0
2004*	.205	41-32	112	12	23	4	0	2	14	33	10	1	1	.274	0-2
Total	.206	59-36	136	13	28	5	0	2	18	39	14	2	1	.288	0-2

* - Florida International

Casanova's NCAA Tournament Stats

Year	AVG	G-GS	AB	R	H	2B	3B	HR	RBI	TB	BB	HBP	SF	OB%	SB
2002*	-----	1-0	0	0	0	0	0	0	0	0	0	0	0	-----	0-0

* - Florida International



8 Brad Chalk

OF • L-L • 6-0 • 170 • Fr. • HS
Riverside High School
Greer, SC



Speedy freshman who can step in to be the everyday centerfielder and leadoff batter...rated as the 34th-best freshman in the nation and third-best newcomer in the ACC by **Baseball America**.

LEGGETT COMMENTS: "Brad is an exciting freshman centerfielder who's going to make a big contribution for us. He's going to get a chance to hit high in the order, one or two. He has excellent bunting skills and is one of the more polished defensive players that have come into the program in a long time as a freshman. We're very excited about what Brad's going to do to contribute to this team this year."

BEFORE CLEMSON: Lettered four times in baseball at Riverside High School, where he was coached by Chris Bates...named the 2004 South Carolina Gatorade Player-of-the-Year...All-America choice according to **Collegiate Baseball**...three-time all-state and four-time all-region selection...member of the South Carolina Select team...played on two state championship teams and four region title squads.

PERSONAL: Majoring in pre-business...born Bradley William Chalk on Jan. 20, 1986 in Spartanburg, SC.



43 Sean Clark

RHP • R-R • 6-2 • 190 • Jr. • JC
Chandler-Gilbert (AZ) Community College
Los Angeles, CA



One of five Tigers from the West Coast and one of three new Tigers from California.

LEGGETT COMMENTS: "Sean is coming off of an injury, so we're waiting to see how he comes back. Hopefully he'll hit stride in the middle of the season and get stronger. He showed some good flashes in the fall with a good breaking ball and a good feel for the strikezone. He's a very competitive athlete, and we need to see him more as he comes back and becomes healthier."

BEFORE CLEMSON: Played two seasons (2003,04) at Chandler-Gilbert Community College in Arizona, where he was coached by Doyle Wilson...had an 8-3 record and 2.62 ERA in 13 starts in 2004; also had five complete games, 82 strikeouts against only 17 walks, and a .206 opponents' batting average in 86.0 innings pitched...played in the Arizona Junior College All-Star game and was a second-team all-conference selection in 2004...played on the region championship team in 2003...lettered three times in baseball at Chaminade High School, where he was coached by Scott Drootin...member of the Mission League champions as a junior and senior.

PERSONAL: Majoring in economics...born Sean Kelley Clark on Apr. 24, 1984 in Los Angeles, CA.



36 Stephen Clyne

RHP • R-R • 6-2 • 175 • *So. • SQ
American Heritage High School
Parkland, FL



Has had an injury-plagued first-two seasons at Clemson.

LEGGETT COMMENTS: "Stephen is coming off of an arm injury, and has been rehabbing and working really hard. His arm looks to be 100 percent and stronger than ever. He has a really nice slider, good command of his fastball, is a competitor, and I look for him to make a contribution to the team this year and get some strong innings."


2004: Entered the season coming off of "Tommy John" elbow surgery and did not play.

2003: Red-shirted...played for Florence in the Coastal Plain League in the summer.



BEFORE CLEMSON: Set the American Heritage High record for career wins (21) and ERA (0.34) in a season...player-of-the-year for A, AA, and AAA as a senior...AAA all-state as a senior...led team to the state finals and set single-season school records for wins (11) and ERA (0.34)...Team One Showcase member as a junior...all-county and AAA all-state as a junior...had 10 wins and a 1.00 ERA as a junior; he also struck out 60 in 49.0 innings pitched...member of the state runnerup team as a freshman, where he pitched a perfect game...lettered three times in baseball and twice in football...coached by Todd Fitzgerald.

PERSONAL: Majoring in management...born Stephen Patrick Clyne on Sept. 22, 1984 in Fort Lauderdale, FL.



21 Tyler Colvin

OF/1B • L-L • 6-3 • 205 • So. • 1VL
North Augusta High School
North Augusta, SC




Sophomore outfielder and first baseman who has a "sweet" swing.

LEGGETT COMMENTS: "Tyler is very versatile and a very good athlete. He'll play a lot of left field and some first base. He's a lefthanded hitter who's going to hit in an important part of the order. He has good bunting skills, good baserunning skills, and has gotten much stronger in a year's time, and we look for him to have a big season."

2004: Batted .289 with two homers and 19 RBIs in 52 games (31 starts)...hit 10 doubles in just 128 at-bats and had four steals...batted .345 in ACC regular-season games, second-best on the team behind fellow freshman Andy D'Alessio (.371)...hit .359 with runners on base...hit .300 as a starter and a team-best .364 in day games...started three games at first base, 24 in left field, and four in right

field...one of just two Tigers with at least two four-hit games...led the team in advancing baserunners; he did so 57.3 percent of the time...hit a team-tying-best .375 against top-25 ranked teams...batted eighth in the lineup a team-high 17 times; Clemson was 14-3 in those 17 starts...was 2-for-4 with two walks and six RBIs with the bases loaded...Clemson was 20-4 when he had at least one hit...came off the bench and went 2-for-3 with three RBIs against Elon on Mar. 23...batting #2 in the lineup for the first time, he went 2-for-4 against Wake Forest on Mar. 26...went 3-for-3 with an RBI against Maryland on Apr. 3...went 2-for-4 with a run scored at #6 South Carolina on Apr. 14...had three RBIs,



Tyler Colvin

including two in a crucial stage of the game on a single up the middle, against The Citadel on Apr. 20...tied a school record with three doubles against #24 Florida State on May 3; he also went 4-for-5 with two runs scored, three RBIs, and two stolen bases...went 4-for-4 with a double and his first career home run at #15 Georgia Tech on May 15...hit a two-run home run at Duke on May 20...hit a pinch-hit, run-scoring double against N.C. State in the ACC Tournament on May 28...played for Florence in the Coastal Plain League in the summer, where he hit .179 in 29 games (26 starts).

Colvin's Career Highs

Runs	2	many (5)	-----
Hits	4	many (2)	-----
Doubles	3	Florida State	5/3/04
Homers	1	many (2)	-----
RBIs	3	many (3)	-----
Walks	2	North Carolina	5/26/04
Steals	2	Florida State	5/3/04

BEFORE CLEMSON: All-state and all-region selection as a senior at North Augusta High...rated as the #1 player in South Carolina by the **High School Sports Report...Aiken Standard** Player-of-the-Year as a junior...earned **Augusta Chronicle** All-Area honors as a junior...won the pitching award as a junior...high school team placed second in the region with a 21-8 record and advanced to the fourth round of the upperstate playoffs...lettered three times in baseball at North Augusta High School...coached by Drew Hummel.

PERSONAL: Major is undeclared...pronounced COHL-vihn...born Tyler Eugene Colvin on Sept. 5, 1985 in Augusta, GA.

Colvin's Overall Stats

Year	AVG	G-GS	AB	R	H	2B	3B	HR	RBI	TB	BB	HBP	SF	OB%	SB
2004	.289	52-31	128	21	37	10	0	2	19	53	11	1	0	.350	4-5

Colvin's ACC Regular-Season Stats

Year	AVG	G-GS	AB	R	H	2B	3B	HR	RBI	TB	BB	HBP	SF	OB%	SB
2004	.345	22-15	58	9	20	6	0	2	7	32	3	0	0	.377	3-4

Colvin's ACC Tournament Stats

Year	AVG	G-GS	AB	R	H	2B	3B	HR	RBI	TB	BB	HBP	SF	OB%	SB
2004	.333	4-3	12	1	4	1	0	0	2	5	2	0	0	.429	0-0

Colvin's NCAA Tournament Stats

Year	AVG	G-GS	AB	R	H	2B	3B	HR	RBI	TB	BB	HBP	SF	OB%	SB
2004	.000	2-1	4	0	0	0	0	0	0	0	0	0	0	.000	0-0



48 Josh Cribb

RHP • R-R • 5-9 • 185 • *Jr. • 2VL
Lake View High School
Lake View, SC



A candidate to be in the weekend rotation...has a 3.78 ERA and has allowed just 21 walks against 77 strikeouts

in 85.2 innings pitched (31 relief appearances and two starts) in two seasons...opponents have stolen just one base in five attempts in his career...has struck out 13 against only two walks in 12.1 innings pitched in NCAA Tournament play...throws a sharp-breaking curveball from different arm angles.

LEGGETT COMMENTS: "Josh could emerge as our #1 pitcher. He has excellent control, throws from different angles, and has a good feel for his breaking ball and changeup. He has great mound presence and has had some great success in the past, so we look for him to be one of our weekend starters."

2004: Had a 5-1 record along with a 3.71 ERA in 19 relief appearances and one start...in 60.2 innings pitched (fourth-most on the team), he allowed just 15 walks (one of which was intentional) and 49 hits (.222 opponents' batting average) while striking out 58, including 25 looking...his 3.87 strikeout-to-walk ratio was seventh-best in a season in Clemson history...had two saves...held opponents to a .208 batting average with two outs and team-best .189 batting average with the bases empty...was 5-0 with a team-best 3.20 ERA and 56 strikeouts

against only 12 walks out of the bullpen...in his last seven relief outings, he had a 3-0 record, a save, and a 2.39 ERA in 26.1 innings pitched; he allowed just 12 hits (including lefthanded batters to go just 3-for-35 (.086)) and six walks while striking

out 30...was 4-0 with a team-best 2.60 ERA and .184 opponents' batting average in non-conference games...opponents stole just one base in four attempts...struck out 17 against three walks and allowed just 12 hits in 15.1 innings pitched in four relief appearances in the postseason...pitched 4.0 shut-out innings to earn his first career save at College of Charleston on Mar. 5; he allowed just two hits and no walks while striking out three...in 5.2 innings pitched in relief, he allowed just three hits, one earned run, and one walk while striking out six to earn the win against Elon on Mar. 23...pitched 2.0 innings, allowing two hits and no walks while striking out two against Wake Forest on Mar. 28...came in the game with Clemson trailing 4-1 against #6 South Carolina on Apr. 7 and pitched 5.0 scoreless innings to earn the win; he also allowed just

Cribb's Career Highs

Total IP	6.0	many (2)	-----
Scoreless IP	5.0	South Carolina	4/7/04
Hits	9	Furman	5/8/03
Runs	6	many (2)	-----
Earned Runs	6	Florida State	5/2/04
Walks	3	Georgia Tech	5/14/04
Strikeouts	7	Central Florida	5/9/04



Josh Cribb

two hits and no walks while striking out four...pitched 3.1 hitless and scoreless innings in relief to record the win against Charleston Southern on May 5; he also struck out four and walked one...pitched 4.2 hitless and scoreless innings in relief with seven strikeouts against #24 Central Florida on May 9...pitched 3.0 scoreless and hitless innings without allowing a walk to earn the win in relief at Duke on May 20...pitched 3.2 innings in relief, allowing two hits, no runs, and one walk while striking out six against #20 North Carolina in the ACC Tournament on May 28...pitched 4.0 innings, allowing one hit, no runs, and no walks while striking out five to earn the save against Birmingham-Southern in the Athens Regional on Jun. 4...after giving up five runs in the fifth inning, he shut down the Bulldog bats the rest of the way to earn the win in the first game of a doubleheader at #10 Georgia in the Athens

Regional on Jun. 6; he pitched 6.0 innings, allowing six hits and two walks while striking out five...named to the Athens Regional All-Tournament team as one of two pitchers; he had a save and win in two relief outings; in 10.0 innings pitched, he allowed seven hits and two walks with 10 strikeouts...played for Brewster in the Cape Code League in the summer, where he was 3-3 with a 4.00 ERA in eight starts...threw a one-hit shutout with 10 strikeouts in a start for Brewster.

2003: Had an 0-1 record and 3.96 ERA in 12 relief appearances and one start...struck out 19 against only six walks in 25.0 innings pitched...allowed two homers, no wild pitches, and no stolen bases...struck out 13 and walked only three against lefthanded batters...pitched 2.0 perfect innings at #2 Florida State on Apr. 13...pitched 2.1 innings in relief against Princeton in the Auburn Regional on May 31; he allowed no earned runs and no walks while striking out three...played for Florence in the Coastal Plain League in the summer.

2002: Red-shirted.

BEFORE CLEMSON: Only pitcher in the state of South Carolina to have a perfect 0.00 ERA as a senior...had 525 career strikeouts in 297.0 innings to go along with an 0.88 ERA and 43-3 career record in four seasons at Lake View High...member of the 2001 North-South All-Star team...had a 13-0 record and 182 strikeouts in 93.0 innings as a senior...led team to four conference and four state titles...team held state record with 49 straight wins...was 11-0 with an 0.63 ERA in 71.0 innings as a junior...all-region from 1998-01...three-year SCBCA All-State...state player-of-the-year in 2001...**USA Today** Honorable Mention All-American as a junior...was 8-2 with a 1.60 ERA and 126 strikeouts in 73.0 innings as a sophomore...was 11-1 with a 1.65 ERA as a freshman...lettered four times in baseball and twice in basketball...coached by Kip Herlong.

PERSONAL: Majoring in PRTM...three-time member of the ACC Academic Honor Roll...born Josh William Cribb on Feb. 24, 1983.

Cribb's Overall Stats

Year	ERA	W-L	G-GS	CG	SHO	SV	IP	H	R	ER	BB	SO
2003	3.96	0-1	13-1	0	0	0	25.0	36	17	11	6	19
2004	3.71	5-1	20-1	0	0	2	60.2	49	28	25	15	58
Total	3.78	5-2	33-2	0	0	2	85.2	85	45	36	21	77

Cribb's ACC Regular-Season Stats

Year	ERA	W-L	G-GS	CG	SHO	SV	IP	H	R	ER	BB	SO
2003	5.40	0-1	4-0	0	0	0	5.0	9	5	3	1	3
2004	6.89	1-1	6-1	0	0	0	15.2	20	14	12	5	14
Total	6.53	1-2	10-1	0	0	0	20.2	29	19	15	6	17

Cribb's ACC Tournament Stats

Year	ERA	W-L	G-GS	CG	SHO	SV	IP	H	R	ER	BB	SO
2003	9.00	0-0	1-0	0	0	0	2.0	5	2	2	1	2
2004	3.38	0-0	2-0	0	0	0	5.1	5	2	2	1	7
Total	4.91	0-0	3-0	0	0	0	7.1	10	4	4	2	9

Cribb's NCAA Tournament Stats

Year	ERA	W-L	G-GS	CG	SHO	SV	IP	H	R	ER	BB	SO
2003	0.00	0-0	1-0	0	0	0	2.1	4	2	0	0	3
2004	4.50	1-0	2-0	0	0	1	10.0	7	5	5	2	10
Total	3.65	1-0	3-0	0	0	1	12.1	11	7	5	2	13



24 Andy D'Alessio

1B • L-R • 6-3 • 210 • So. • 1VL
Barron Collier High School
Naples, FL



Powerful sophomore who has shown the ability to hit for average to all fields and be patient at the plate...expected

to provide a big bat in the middle of the lineup...rated as the fourth-best prospect in the ACC for the 2006 draft, the best defensive first baseman in the ACC, and rated as the 17th-best sophomore in the nation by **Baseball America**...preseason second-team All-ACC by **SEBaseball.com**.


LEGGETT COMMENTS: "Andy is one of the more exciting offensive players in the ACC. He's going to be a rock for us at first base. He's really improved his defensive skills, and has been a really hard worker and has a great attitude. He's a leader on our team, and we look for him to hit in the middle of the order and play a big role for us offensively this year, and to be the leader of the infield, because he has the most experience."

2004: Clemson's hottest hitter the second half of the season...hit .333 overall (third-best on the team) with 10 doubles, four homers, and 22 RBIs in 180 at-

D'Alessio's Career Highs

Runs	2	many (7)	-----
Hits	3	many (3)	-----
Doubles	1	many (10)	-----
Homers	1	many (4)	-----
RBIs	3	Wake Forest	3/26/04
Walks	3	many (2)	-----
Steals	2	N.C. State	5/28/04

bats (60 games and 51 starts)...made a team-high 50 starts at first base and a team-high 39 starts batting sixth in the lineup...walked 35 times and had a .440 on-base percentage...was ninth in the ACC in walks per game and fifth in on-base percentage...was 47-for-125 (.376) in his last 37 starts...hit safely in 24 of his last 27 starts, which included a 13-game hitting streak...led the team and was sixth in the ACC with a .371 batting average in ACC regular-season games...had a .483-on base percentage in ACC regular-season games, tops on the team by over 100 points and second-best in the ACC...hit .536 (15-for-28) against lefthanders, best on the team by 157 points, and was 13-for-his-last-20 (.650) against lefties to end the season...hit .347 as a starter...had four sacrifice bunts, tied for second-most on the team...led the team with a .362 batting average on opponents' home fields...hit .354 against top-25 ranked teams...had 16 multi-hit games...had a double, his first hit as a Tiger, at East Carolina on Feb. 28...had two hits, including a two-run double, against #7 Auburn on Mar. 12...hit his first career homer against Coastal Carolina on Mar. 16; he hit a towering shot that landed on top of the batting cages and was hit into a stiff wind...went 3-for-4 with an RBI at Texas Tech on Mar. 20...hit an opposite-field, three-run homer against Wake Forest on Mar. 26...had three hits, including a double, and two runs scored against #6 South Carolina on Apr. 7...hit a double, single, and scored two runs at #6 South Carolina on Apr. 14...went 1-for-1 with an RBI and three walks against N.C. State on Apr. 25...went 3-for-6 with a double and two RBIs against #24 Florida State on May 3...went 2-for-4 with a homer at #15 Georgia Tech on May 15...went 2-for-3 with two RBIs and two stolen bases against N.C. State in the ACC Tournament on May 28...hit a two-run homer at #10 Georgia in the Athens Regional on Jun. 5...rated as the #5 freshman in the nation and third-best newcomer in the ACC in the preseason by **Baseball America**.



Andy D'Alessio



BEFORE CLEMSON: First-team All-American and first-team all-state selection at Barron Collier High...**Baseball America** Preseason All-American before his senior year...member of three conference championship teams and one region title team...drafted in the 10th round of the 2003 draft by the Reds...lettered four times in baseball and three times in football...coached by Ted Parsons.

PERSONAL: Member of the ACC Academic Honor Roll in 2003-04...majoring in sports management...pronounced duh-LEHS-ee-oh...born Andrew Anthony D'Alessio on Sept. 23, 1984 in Newark, NJ.

D'Alessio's Overall Stats

Year	AVG	G-GS	AB	R	H	2B	3B	HR	RBI	TB	BB	HBP	SF	OB%	SB
2004	.333	60-51	180	29	60	10	0	4	22	82	35	0	1	.440	2-2

D'Alessio's ACC Regular-Season Stats


Year	AVG	G-GS	AB	R	H	2B	3B	HR	RBI	TB	BB	HBP	SF	OB%	SB
2004	.371	22-20	70	10	26	3	0	2	12	35	16	0	1	.483	0-0

D'Alessio's ACC Tournament Stats

Year	AVG	G-GS	AB	R	H	2B	3B	HR	RBI	TB	BB	HBP	SF	OB%	SB
2004	.267	4-4	15	2	4	0	0	0	2	4	2	0	0	.353	2-2

D'Alessio's NCAA Tournament Stats

Year	AVG	G-GS	AB	R	H	2B	3B	HR	RBI	TB	BB	HBP	SF	OB%	SB
2004	.294	5-5	17	2	5	1	0	1	2	9	2	0	0	.368	0-0



3 Herman Demmink

INF • L-R • 5-11 • 185 • Jr. • 2VL
Clover Hill High School
Midlothian, VA



Hard-working infielder who has a .293 career batting average in 98 games (75 starts) over two seasons...three-time (2002-04) winner of the Omaha Challenge, the team's offseason endurance and conditioning competition...easily won Clemson's Omaha Challenge in the fall of 2002, a remarkable feat for a freshman.

LEGGETT COMMENTS: "Herman is a very versatile athlete who can play second, third, short; we're going to be moving him around. He has strong capabilities of helping the team win. He works extremely hard and is very athletic. With his versatility, he's going to find his way into the lineup and help this team win. He has good bunting skills, good baserunning skills, and when he gets the consistency in every phase of his game, he's going to be a very good player."

2004: Hit .270 with four homers, nine doubles, 29 RBIs, and six stolen bases in 50 games and 45 starts, including a team-high 40 starts at second base...was 3-for-3 as a pinch-hitter...Clemson was 17-5 in his 22 games that he has started and batted leadoff...started 40 games at second base, two at third base, and three as the DH...was 4-for-6 with a grand slam and nine RBIs with the bases loaded...had four sacrifice bunts...batted a team-high .571 (4-for-7) off the bench...hit .311 against left-handers...hit a team-best .315 as the leadoff batter in the lineup...was 11-for-22 (.500) in the first inning...had a team-tying-high 80-percent success rate driving home a runner on third base with less than two outs...batted .390 in 11 games against SEC teams...named an NSCA Strength & Conditioning All-American...hit his first career home run, a two-run shot, against Gardner-Webb on Mar. 3...had two hits, including an opposite-field homer, against #5 South Carolina on Mar. 7...went 3-for-4 with a double, three runs scored, and three RBIs against Georgia on Mar. 31...had two hits, including a home run to lead off the game, against #6 South Carolina on Apr. 7...went 3-for-6 with a triple and two runs scored at #6 South Carolina on Apr. 14...received the Bob Bradley Award as Clemson's MVP in the four-game series against South Carolina; he was 7-for-15 with two homers and four RBIs in three games against the Gamecocks...started at third base for an injured Brad McCann at #15 Georgia Tech on May 15 after missing nine games due to a back injury...hit an RBI single and grand slam to drive in a career-high five runs

Demmink's Career Highs

Runs	3	Georgia	3/31/04
Hits	4	many (2)	-----
Doubles	2	N.C. State	(2)3/29/03
Homers	1	many (4)	-----
RBIs	5	Duke	5/20/04
Walks	2	many (5)	-----
Steals	2	Virginia	(1)4/10/04

at Duke on May 20...played for Chatham in the Cape Cod League in the summer, where he hit .143 in 12 games.

2003: Hit .330 with a .427 on-base percentage...started 30 games (16 as the DH, 13 at second base, and one at shortstop) and appeared in 18 others...had at least three hits in five different games...hit a team-best .457 with a .537 on-base percentage against ACC regular-season competition...hit .378 on opponents' home fields...hit .411 in day games...as the DH, he batted .404 with a .509 on-base percentage...hit a team-best .348 with a .442 on-base percentage when in the starting lineup...hit .357 against lefties...had a .455 on-base percentage with the bases empty...was a team-best 8-for-11 (.727) with a .786 on-base percentage in the fifth inning...Clemson was 11-2 when he started at second base...slapped his first career hit to drive in a run in the second game of a doubleheader at #16 Auburn on Feb. 22...went 3-for-3 with two runs scored against Old Dominion on Mar. 8...hit the go-ahead single that scored two runs against Maine on Mar. 21...went 3-for-6 with four RBIs and two runs scored against Wofford on Mar. 24...went 3-for-4 with two runs scored and two doubles along with hitting a crucial double in Clemson's seven-run ninth inning in game two of a doubleheader at #16 N.C. State on Mar. 29...had a pinch-hit single at #2 Florida State on Apr. 12...had a career-high four hits and scored four runs at Maryland on Apr. 20...had a two-run single off the bench against Duke on May 6...went 4-for-4 with a run scored at Wake Forest on May 15...played for Keene in the NECBL in the summer.

BEFORE CLEMSON: First-team all-state as a senior at Clover Hill High...district and region player-of-the-year as a senior...runnerup as the state's player-of-the-year as both a junior and senior...selected as district player-of-the-year, first-team all-region, First-Team Metro Richmond, first-team all-state, and **USA Today** Honorable Mention Virginia Player-of-the-Year as a sophomore and junior...hit .481 with 13 doubles and 20 steals as a junior, hit .500 with five homers, 12 doubles, and 16 stolen bases as a sophomore, and hit .319 with 11 stolen bases as a freshman...a second-team all-district pick as a freshman...lettered four times in baseball, twice in basketball, and twice in track...coached by Tim Lowery at Clover Hill High.

PERSONAL: Pronounced DEHM-ihnk...majoring in management...two-time member of the ACC Academic Honor Roll...born Herman Demmink III on Sept. 21, 1983 in Hickory, NC.

Demmink's Overall Stats

Year	AVG	G-GS	AB	R	H	2B	3B	HR	RBI	TB	BB	HBP	SF	OB%	SB
2003	.330	48-30	106	18	35	4	1	0	14	41	15	3	0	.427	2-6
2004	.270	50-45	174	34	47	9	1	4	29	70	9	3	1	.316	6-6
Total	.293	98-75	280	52	82	13	2	4	43	111	24	6	1	.360	8-12

Demmink's ACC Regular-Season Stats

Year	AVG	G-GS	AB	R	H	2B	3B	HR	RBI	TB	BB	HBP	SF	OB%	SB
2003	.457	19-12	46	9	21	3	1	0	7	26	6	2	0	.537	0-2
2004	.263	20-20	76	11	20	3	0	1	10	26	3	1	0	.300	4-4
Total	.336	39-32	122	20	41	6	1	1	17	52	9	3	0	.396	4-6

Demmink's ACC Tournament Stats


Year	AVG	G-GS	AB	R	H	2B	3B	HR	RBI	TB	BB	HBP	SF	OB%	SB
2003	.000	1-0	1	0	0	0	0	0	0	0	0	0	0	.000	0-0
2004	.000	3-2	5	0	0	0	0	0	0	0	2	0	0	.286	0-0
Total	.000	4-2	6	0	0	0	0	0	0	0	2	0	0	.250	0-0

Demmink's NCAA Tournament Stats

Year	AVG	G-GS	AB	R	H	2B	3B	HR	RBI	TB	BB	HBP	SF	OB%	SB
2003	.000	2-0	2	0	0	0	0	0	0	0	0	0	0	.000	0-0
2004	.077	4-4	13	1	1	0	0	0	1	1	1	0	1	.133	0-0
Total	.067	6-4	15	1	1	0	0	0	1	1	1	0	1	.118	0-0



Herman Demmink



32 Aaron Eubanks

LHP • L-L • 6-0 • 200 • *Fr. • RS
Colquitt County High School
Moultrie, GA



LEGGETT COMMENTS: "Aaron could be a pleasant surprise for us this year on the mound. He's throwing strikes

and he's coming off a good summer. He's developed a lot of confidence this past year. He threw the ball very hard this past fall, which wasn't part of his game last year. He's added more consistency to all of his pitches and has a lot more confidence, and I look for him to make a strong contribution."

2004: Red-shirted...played for Wilson in the Coastal Plain League in the summer, where he was 4-2 with a 1.65 ERA in 12 appearances (seven starts); also allowed just 45 hits, 18 walks, and one home run while striking out 42 in 54.2 innings pitched.

BEFORE CLEMSON: Led Colquitt County High to the AAAAA state championship as a senior...team was ranked #21 nationally as a senior...was 12-2 with a 2.36 ERA and 123 strikeouts in 86.0 innings pitched as a senior...his team was runnerup in the AAU World Series in 2003 and the Dixie Youth World Series in 2001...selected to the Team Georgia All-Star team for southwest Georgia in 2003...earned all-state honors as a senior...Region I-AAAAA Player-of-the-Year as a senior...lettered three times in baseball...a two-year scholar-athlete...coached by Jerry Croft.

PERSONAL: His father (John) ran track at Carson-Newman...majoring in secondary education...born Aaron Kennedy Eubanks on Aug. 8, 1984 in Augusta, GA.



20 Stephen Faris

RHP • R-R • 6-2 • 190 • So. • 1VL
Tucker High School
Richmond, VA



Sophomore who was used primarily as a long reliever and spot starter in 2004...control pitcher who must hit his

spots to be effective.

LEGGETT COMMENTS: "Stephen is going to be one of those guys we really count on in big games. He's a great competitor and is very consistent with all of his pitches. He has an excellent breaking ball and a great feel for his changeup. He also has a great rhythm when he pitches. He works really fast, and he's one of those guys everyone's going to have a lot of confidence playing behind."

2004: Had a 1-3 record and 6.86 ERA in 12 relief appearances and five starts...allowed just 11 walks in 42.0 innings pitched...had two pickoffs...threw 60 ground-ball outs compared to just 33 fly-ball outs...was 1-0 with a 3.95 ERA in 13.2 innings pitched against SEC teams...allowed just one hit and no runs in 6.0 innings pitched in the second inning...pitched 2.2 scoreless innings in relief

Faris' Career Highs

Total IP	6.1	Virginia	4/10/04
Scoreless IP	2.2	South Carolina	3/6/04
Hits	6	Elon	3/24/04
Runs	5	many (3)	-----
Earned Runs	5	many (2)	-----
Walks	3	North Carolina	4/18/04
Strikeouts	4	Georgia	3/31/04

at #5 South Carolina on Mar. 6...in his second career start, he pitched 6.0 innings, allowing two runs on five hits, to earn his first win against Georgia on Mar. 31...pitched 2.0 scoreless innings in relief at Duke on May 20...started the championship game in the second game of a doubleheader at #10 Georgia in the Athens Regional on Jun. 6; he pitched 4.0 innings and allowed three runs on four hits...played for New Market in the Valley League in the summer, where he was 5-2 with a 2.26 ERA in nine appearances (eight starts); also pitched a complete game and struck out 55 while allowing only 56 hits and 10 walks in 63.2 innings pitched.

BEFORE CLEMSON: Earned second-team all-state honors as a senior at Tucker High...had an 8-2 record and 0.88 ERA in 48.0 innings pitched as a senior...struck out 71 against only 12 walks and had a .475 batting average as a senior...in four seasons, he was 30-9 with 229 strikeouts...played in the Vir-

Stephen Faris



ginia High School Coaches Association All-Star game as a senior...named the district and region player-of-the-year as a senior, and region player-of-the-year as a junior...as a junior, he pitched and won the region title game...named all-metro co-player-of-the-year and honorable mention all-state as a junior...lettered four times in baseball at Tucker High School...coached by Will Hicks.

PERSONAL: Major is undeclared...pronounced FAYR-ihs...born Stephen Wayne Faris on Jun. 30, 1984 in Richmond, VA.

Faris' Overall Stats

Year	ERA	W-L	G-GS	CG	SHO	SV	IP	H	R	ER	BB	SO
2004	6.86	1-3	17-5	0	0	0	42.0	57	35	32	11	24

Faris' ACC Regular-Season Stats

Year	ERA	W-L	G-GS	CG	SHO	SV	IP	H	R	ER	BB	SO
2004	7.11	0-1	5-2	0	0	0	12.2	18	10	10	4	5

Faris' ACC Tournament Stats

Year	ERA	W-L	G-GS	CG	SHO	SV	IP	H	R	ER	BB	SO
2004	0.00	0-0	1-0	0	0	0	0.2	0	0	0	1	0

Faris' NCAA Tournament Stats

Year	ERA	W-L	G-GS	CG	SHO	SV	IP	H	R	ER	BB	SO
2004	6.75	0-0	1-1	0	0	0	4.0	4	3	3	1	1



12 Jesse Ferguson

OF • L-R • 5-11 • 180 • *So. • RS
Bellevue Community College
Redmond, WA



One of five Tigers from the West Coast.

LEGGETT COMMENTS: "Jesse has good offensive skills and is going to be a good hitter. He's really improved defensively as well. He can play all three positions in the outfield, and he continues to get better every day. We look for him to help us win."

2004: Red-shirted...played for Wilmington in the Coastal Plain League in the summer, where he hit .272 with 16 stolen bases in 46 starts.

BEFORE CLEMSON: Transfer from Bellevue Community College...earned first-team all-conference honors as a pitcher and DH...First-Team All-NWAC outfielder...lettered three times in baseball at Redmond High...coached by Pat Frable at Redmond High and Mark Yoshino at Bellevue Community College.

PERSONAL: Majoring in sports management...born Jesse Arthur Ferguson on May 21, 1984 in Bellingham, WA.



17 Chris Fidrych

LHP • L-L • 6-1 • 220 • Fr. • HS
Beaufort High School
Beaufort, SC



Won the Omaha Challenge competition among pitchers in the fall of 2004.

LEGGETT COMMENTS: "Chris is a freshman lefthander who has made great strides since the fall. He had lots to work on, but he's improved his mechanics and breaking ball. He has a great attitude and is very coachable. He won the Omaha Challenge among the pitchers in the fall. He has a great future here."



BEFORE CLEMSON: Lettered four times in baseball at Beaufort High School, where he was coached by Bryant Kitty...AAAA all-state pick as a senior...member of the South Carolina Select Team; he was the team MVP for the Select Game...team MVP as a junior and senior, and team offensive player-of-the-year as a freshman and sophomore...member of the co-region championship team as a senior...all-region selection as a sophomore, junior, and senior...Louisville Slugger All-American as a senior...**Beaufort Gazette** Player-of-the-Year as a junior and senior...member of the 2004 Perfect Games national championship team in 2004...averaged over two strikeouts per inning as a senior.

PERSONAL: Distant relative of former Major League pitcher Mark Fidrych...majoring in pre-business, born Christopher Michael Fidrych on Sept. 8, 1985 in Corpus Christi, TX.



42 Drew Fiorenza

RHP • R-R • 6-2 • 200 • Jr. • JC
Middle Georgia College
Atlanta, GA




Two-time draft pick who is a candidate to be the closer.

LEGGETT COMMENTS: "Drew is a very competitive, tough, and talented pitching prospect. He has an excellent arm, an outstanding breaking ball, and feel for his changeup. He could be a closer or work late in the games. He has to become more consistent, and when his confidence is flowing well, he could be outstanding."

BEFORE CLEMSON: Made 11 relief appearances for Hyannis in the Cape Cod League in 2004, where he had a 2.45 ERA...drafted in the 45th round by the New York Yankees in 2004...played two seasons at Middle Georgia College, where he was coached by Craig Young...drafted in 29th round by the Angels in 2003...lettered three times in baseball at Westminster Academy, where he was coached by Rich Hoffmon.

PERSONAL: Majoring in pre-business...born Andrew Charles Fiorenza on Jun. 24, 1984 in Atlanta, GA.



1 C.J. Gaddis

OF • R-R • 6-0 • 215 • So. • 1VL
Hoke County High School
Raeford, NC



Member of the Tiger football team; he played in 2004 as a cornerback...has excellent speed and athletic ability.

LEGGETT COMMENTS: "C.J. has all the physical tools in the world, he just has to get more consistent in everything he does with the bat, baserunning, defensive skills, and bunting. But they're all there. He has improved a great deal since last year; he just needs a lot more repetitions. If he can get those, being a two-sport athlete, then he has a chance to contribute."

2004: Member of the 25-man postseason roster...started three games (one in left field, one in right, and one as the DH) and came off the bench in 19 games...was 0-for-16 at the plate, but had two RBIs and scored six runs (four as a pinch-runner)...walked four times, was hit by a pitch once, and had three stolen bases in four attempts...made nine putouts without making

an error...came off the bench as a pinch-runner and showed his blazing speed when he scored the go-ahead run from first base on a double by Garrick Evans at Texas Tech on Mar. 20...as a pinch-runner, he stole a base and scored a run against N.C. State on Apr. 25...walked with the bases loaded and had an RBI groundout off the bench against College of Charleston on May 12...had a stolen base off the bench against #5 Georgia Tech in the ACC Tournament on May 27.

Gaddis' Career Highs

Runs	1	many (6)	-----
Hits	--	-----	-----
Doubles	--	-----	-----
Homers	--	-----	-----
RBIs	2	College of Charleston	5/12/04
Walks	2	Elon	3/23/04
Steals	1	many (3)	-----



C.J. Gaddis

by Gary Brigman at Hoke County High.

PERSONAL: Majoring in sociology...born Carroll Gaddis, Jr. on Sept. 12, 1985 in Hattiesburg, MS.

Gaddis' Overall Stats

Year	AVG	G-GS	AB	R	H	2B	3B	HR	RBI	TB	BB	HBP	SF	OB%	SB
2004	.000	22-3	16	6	0	0	0	0	2	0	4	1	0	.238	3-4

Gaddis' ACC Regular-Season Stats

Year	AVG	G-GS	AB	R	H	2B	3B	HR	RBI	TB	BB	HBP	SF	OB%	SB
2004	.000	6-0	1	2	0	0	0	0	0	0	0	0	0	.000	1-1

Gaddis' ACC Tournament Stats

Year	AVG	G-GS	AB	R	H	2B	3B	HR	RBI	TB	BB	HBP	SF	OB%	SB
2004	.000	2-0	2	0	0	0	0	0	0	0	0	0	0	.000	1-1

Gaddis' NCAA Tournament Stats

Year	AVG	G-GS	AB	R	H	2B	3B	HR	RBI	TB	BB	HBP	SF	OB%	SB
2004	----	1-0	0	0	0	0	0	0	0	0	0	0	0	----	0-1



27 Jeff Hahn

RHP • R-R • 6-4 • 210 • *Sr. • 3VL
Handley High School
Winchester, VA



Ground-ball pitcher who has been both a starter and reliever in three seasons...one of only two seniors on the team...has thrown 223 career ground-ball outs and only 79 fly-ball outs...has a career record of 11-7 and 3.96 ERA in 63 appearances (nine starts)...has a 2.25 ERA in four career ACC Tournament appearances...can become just the second Tiger (Matt Additon (1997-00)) in history to make at least 20 appearances in four different seasons.

LEGGETT COMMENTS: "Jeff has a world of experience for us in a number of different roles. He has great ball movement. He's been a starter and a reliever. He fields his position extremely well, and with his experience and ability to throw strikes, I'm sure he'll make a big contribution for us this season."

2004: Had a 3-0 record and 5.20 ERA in 18 relief appearances and two starts...had a save and allowed 19 walks in 45.0 innings pitched...held lefthanded batters to a team-best .182 batting average...threw 64 ground-ball outs compared to 29 fly-ball outs...opponents were 0-4 on steals...had two pickoffs...struck out seven and walked none in 4.0 innings pitched in relief to earn the win against Gardner-Webb on Mar. 3...pitched the final 3.0 innings to earn the save at Texas Tech on Mar. 19...pitched 5.0 scoreless innings thanks to four double plays to earn the win against The Citadel on Apr. 20...pitched 2.0 perfect innings in relief with two strikeouts against #24 Florida State on May 1...in his first start of the year, he pitched 6.0 innings, allowing three runs to earn the win against College



Jeff Hahn

of Charleston on May 12...pitched the final 1.1 innings without allowing a hit or run against N.C. State in the ACC Tournament on May 28...in a starting role, he pitched 6.0 innings, allowing five hits, three runs, and one walk while striking out four against Birmingham-Southern in the Athens Regional on Jun. 5.

2003: Had a 5-7 record and 3.57 ERA in seven starts and 13 relief appearances; the 20 appearances were third-most on the team...in 58.0 innings pitched, he allowed just 57 hits, 19 walks, three homers, 10 extra-base hits, and four steals...had a 2.78 ERA in 22.2 innings pitched in ACC regular-season games...threw 94 ground-ball outs compared to only 30 fly-ball outs...had a 4-2 record, 2.08 ERA, and .224 opponents' batting average at home...after moving to the bullpen in early April, he had a team-best 1.95 ERA in 13 relief appearances (27.2 innings pitched)...had a team-best 2.35 ERA in postseason games...pitched 6.0 innings, allowing three hits, one run, and one walk while striking out five to earn the victory against Old Dominion on Mar. 9...allowed one earned run on three hits while striking out six in 7.0 innings pitched to earn the victory against Maine on Mar. 20...pitched 2.0 perfect innings, while striking out three, to close out Clemson's 8-4 win at #2 Florida State on Apr. 11...pitched 3.0 scoreless innings against #4 Georgia Tech on Apr. 25; he also allowed just two hits and one walk while striking out four...in 4.0 innings pitched in relief, he allowed one run, four hits, and no walks while striking out five against North Carolina on May 10...earned the win in relief against North Carolina on May 12; he pitched 1.2 scoreless innings...pitched 4.1 scoreless innings in relief against Duke in the ACC Tournament on May 23; he also did not walk a batter...played for Falmouth in the Cape Cod League in the summer.

2002: Had a 3-0 record and 3.19 ERA in 23 relief outings and 42.1 innings pitched as one of Clemson's top relief pitchers...had a 3.00 ERA in 15.0 innings pitched in ACC regular-season games...had 65 ground-ball outs compared to just 20 fly-ball outs...had three saves, tied for eighth-most in the ACC...after giving up five runs in his first two outings, he had a 2.18 ERA over his last 41.1 innings

pitched of the season...pitched 2.1 scoreless innings in relief, as he allowed one hit, no walks, and struck out three against Purdue on Mar. 10...pitched 2.2 scoreless and hitless innings to earn his first career save against Maryland on Mar. 29...earned his first career win against Georgia on Apr. 10...pitched 1.2 scoreless innings at #9 Georgia Tech on May 6...pitched 5.1 innings in relief against Elon on May 9; he allowed four hits and one unearned run while striking out five...pitched 3.1 scoreless innings to earn the win at Western Carolina on May 15...picked up the save against N.C. State in the ACC Tournament on May 24; he pitched 2.0 scoreless innings, allowing two hits and no walks...pitched a scoreless ninth inning to pick up the save against #22 East Carolina in the Clemson Regional on Jun. 1...earned the win against #6 Georgia Tech in the College World Series on Jun. 16; he allowed two runs in 3.2 innings pitched.

Hahn's Career Highs

Total IP	7.0	Maine	3/20/03
Scoreless IP	5.0	The Citadel	4/20/04
Hits	9	Auburn	(1)2/22/03
Runs	5	Western Carolina	3/25/03
Earned Runs	4	many (3)	-----
Walks	4	many (2)	-----
Strikeouts	7	Gardner-Webb	3/3/04

2001: Red-shirted.

BEFORE CLEMSON: **USA Today** Honorable Mention All-American as a junior at Handley High School...broke the school record for wins in a season as a junior...second-team all-metro pick as a junior according to the **Washington Post**, becoming the first Handley High player to ever earn that honor...first-team all-state, first-team all-area, first-team Northwestern Region II, and first-team Northwestern District as a junior...played on the AA state championship squad as a junior...second-team all-district selection as a sophomore...lettered three times in baseball and two times in basketball...coached by Terry Shickle.

PERSONAL: Majoring in marketing...born Jeffrey Allen Hahn on Sept. 28, 1981 in Bismarck, ND.

Hahn's Overall Stats

Year	ERA	W-L	G-GS	CG	SHO	SV	IP	H	R	ER	BB	SO
2002	3.19	3-0	23-0	0	0	3	42.1	46	16	15	15	30
2003	3.57	5-7	20-7	0	0	0	58.0	57	30	23	19	39
2004	5.20	3-0	20-2	0	0	1	45.0	48	28	26	19	30
Total	3.96	11-7	63-9	0	0	4	145.1	151	74	64	53	99

Hahn's ACC Regular-Season Stats

Year	ERA	W-L	G-GS	CG	SHO	SV	IP	H	R	ER	BB	SO
2002	3.00	0-0	7-0	0	0	1	15.0	14	5	5	6	9
2003	2.78	2-2	9-1	0	0	0	22.2	24	7	7	7	18
2004	9.00	0-0	6-0	0	0	0	7.0	9	9	7	5	6
Total	3.83	2-2	22-1	0	0	1	44.2	47	21	19	18	33

Hahn's ACC Tournament Stats

Year	ERA	W-L	G-GS	CG	SHO	SV	IP	H	R	ER	BB	SO
2002	0.00	0-0	1-0	0	0	1	2.0	2	0	0	0	0
2003	0.00	0-0	1-0	0	0	0	4.1	6	0	0	0	2
2004	10.80	0-0	2-0	0	0	0	1.2	2	2	2	2	2
Total	2.25	0-0	4-0	0	0	1	8.0	10	2	2	2	4

Hahn's NCAA Tournament Stats

Year	ERA	W-L	G-GS	CG	SHO	SV	IP	H	R	ER	BB	SO
2002	6.00	1-0	3-0	0	0	1	6.0	9	4	4	3	4
2003	5.40	0-1	1-0	0	0	0	3.1	2	3	2	1	2
2004	4.50	0-0	1-1	0	0	0	6.0	5	3	3	1	4
Total	5.28	1-1	5-1	0	0	1	15.1	16	10	9	5	10



16 Ben Hall

2B • R-R • 5-10 • 190 • Jr. • JC
Daytona Beach Community College
Ormond Beach, FL



LEGGETT COMMENTS: "Ben is a junior who transferred into our program and has some good offensive skills. He's probably limited to playing second base, but can move around some. He's an excellent team player with a great attitude, and he's going to find his way into helping us offensively this year. He works extremely hard as well."

BEFORE CLEMSON: Played for New Market in the Valley League in the summer of 2004, where he hit .232 with three homers and seven steals in 38 games...played one year (2004) at Daytona Beach Community College; where he was coached by Tim Touma...second-team all-conference pick at Daytona Beach CC...played one season (2003) at Stetson, where he hit .321 in 48 games and was named to the Atlantic Sun Conference All-Freshman team...coached by Pete Dunn at Stetson...lettered four times in baseball at Seabreeze High School, where he was coached by Anthony Campanella...FACA State All-Star selection as a senior...four-time all-state and all-district selection, and was named the district MVP as a senior...his team was the runnerup in the state as a junior.

PERSONAL: Majoring in sports management...born Benjamin David Hall on Aug. 9, 1983 in Johnson City, TN.

Hall's Overall Stats

Year	AVG	G-GS	AB	R	H	2B	3B	HR	RBI	TB	BB	HBP	SF	OB%	SB
2003*	.321	48-31	112	15	36	2	0	1	13	41	6	3	3	.363	3-4

* - Stetson

Hall's NCAA Tournament Stats

Year	AVG	G-GS	AB	R	H	2B	3B	HR	RBI	TB	BB	HBP	SF	OB%	SB
2003*	.182	3-3	11	1	2	0	0	0	0	0	0	1	0	.250	0-0

* - Stetson





4 Taylor Harbin

INF • R-R • 5-10 • 175 • Fr. • HS
Travelers Rest High School
Travelers Rest, SC



Only stands 5'10", but has good power...rated as the second-best newcomer in the ACC and the 17th-best

freshman in the nation by **Baseball America**.

LEGGETT COMMENTS: "Taylor is one of the most exciting freshmen we've had in our program in a while. He's a local player who's gotten better since day one in the program. He's worked extremely hard and has great work ethic. He's very coachable, and his swing, his fielding ability, and his ability to make big plays in big situations are ahead of where most freshmen are. We look for him to have a great future."

BEFORE CLEMSON: Lettered five times in baseball at Travelers Rest High School, where he was coached by Brian McKittrick...set the state record for career home runs (52); actually broke the old record of 34 in his junior year... "Mr. Baseball" in South Carolina as a senior...all-state selection as a freshman, sophomore, junior, and senior.

PERSONAL: Majoring in sports management...born Taylor Kent Harbin on Feb. 13, 1986 in Greenville, SC.



35 Kris Harvey

OF/RHP/1B • R-R • 6-2 • 195 • Jr. • 2VL
Bandys High School
Catawba, NC



Versatile two-way player...one of 58 players selected to the Brooks Wallace Award watch list presented to the

national player-of-the-year...has a "loose" arm and can throw 90+ mph...has a career 10-1 record in 27 appearances (20 starts); the 90.9 winning percentage is tied for second-best in ACC history (it is not a Clemson record, because the school record has a minimum of 15 decisions; the ACC minimum is only 10 decisions)...Clemson is 17-3 when he starts on the mound...a career .328 hitter with 17 doubles, 10 homers, and 52 RBIs in 238 at-bats...preseason first-team All-ACC, rated as the ninth-best prospect in the ACC for the 2005 draft, listed as having the best outfield arm in the ACC, and rated as the 48th-best junior in the nation by **Baseball America**...preseason first-team All-ACC by **SEBaseball.com**.


LEGGETT COMMENTS: "Kris is one of the premiere, two-position players in the country as a pitcher, DH, first baseman, and outfielder. I really like his offensive skills. He has a chance to be a really good hitter in the middle of the order. I also think he has a chance to be an outstanding pitcher with more consistency and more control of his breaking ball and changeup. He has a chance to contribute to us winning in a number of different ways."

2004: Was the team's best utility player and the top midweek starter on the mound during the season...the team's only First-Team All-ACC selection (At-Large)...only Tiger to start at four different positions in 2004; he actually started

at five different positions in all...only Tiger to start and bat at six different spots in the batting order; he batted at every spot except first, cleanup, and ninth...hit .335 (second-best on the team) with 16 doubles, eight home runs, and 41 RBIs in 52 starts in the field...had a team-high 19 RBIs in ACC regular-season games...hit .362 with nine doubles, six homers, and 24 RBIs in 27 home games...started 14 games on the mound,

Harvey's Career Highs

Batting			
Runs	3	many (2)	-----
Hits	3	many (7)	-----
Doubles	2	many (4)	-----
Homers	1	many (10)	-----
RBIs	4	Wofford	3/24/03
Walks	2	many (2)	-----
Steals	2	Winthrop	4/13/04
Pitching			
Total IP	7.0	Georgia	3/30/04
Scoreless IP	6.0	Tennessee Tech	3/12/03
Hits	8	many (3)	-----
Runs	8	N.C. State	3/29/03
Earned Runs	7	Georgia	4/22/03
Walks	5	many (3)	-----
Strikeouts	7	many (2)	-----



Kris Harvey

four at first base, two in left field, 24 in right field, and a team-high 21 as the designated hitter...had 22 multi-hit games and 16 multi-RBI games...had a 19-game hitting streak, longest by a Tiger in 2004...hit .379 against lefthanders...batted .375 in night games...hit a team-best .380 when playing in the outfield and a team-best .329 as the DH...hit .374 when batting in the fifth spot in the batting order...had a .458 on-base percentage when leading off an inning...was 4-for-9 with a double and eight RBIs with the bases loaded...hit a team-best .556 (10-for-18) in the second inning and a

team-best .600 (6-for-10) in the ninth inning...was 6-0 with a 5.40 ERA on the mound in a team-tying-high 14 starts (all in non-conference games)...held righthanded batters to a .244 batting average...held opponents to a .252 batting average with runners on base...was 4-0 with a 4.34 ERA in six starts away from home...Clemson was 12-2 when he started in the mound...opponents were 0-for-9 with no walks and four strikeouts with the bases loaded...only threw one wild pitch...14 of his 32 walks allowed were in the first inning...pitched 5.0 innings in a starting role to earn the win against Georgia Southern at Greenville, NC on Feb. 29; he allowed two hits and no runs while striking out five...pitched 5.0 scoreless innings to earn the win at Wofford on Mar. 10; he allowed just four hits and two walks while striking out seven...pitched 5.1 innings, allowing just three hits, one run, and one walk while striking out five to earn the win against Coastal Carolina on Mar. 16...had two hits, including a home run, and two RBIs at Texas Tech on Mar. 20...went 2-for-4 with a two-run homer against Wake Forest on Mar. 26...went 3-for-4 with two doubles and three RBIs against Wake Forest on Mar. 27...went 2-for-5 with a double and two RBIs against Wake Forest on Mar. 28...pitched a career-high 7.0 innings in a starting role at Georgia on Mar. 30; he earned the win by scattering seven hits, two runs, and four walks while striking out seven...went 3-for-4 with three runs scored and three RBIs against Georgia on Mar. 31...had two hits, including a towering home run, against Maryland on Apr. 2...hit two doubles and a homer, scored three runs, and had three RBIs against Maryland on Apr. 3...named ACC Co-Player-of-the-Week when he was 9-for-18 with eight runs scored, two doubles, two homers, and nine RBIs in the field in four games from Mar. 31 through Apr. 4...hit an RBI single and go-ahead solo homer in the first game of a doubleheader at Virginia on Apr. 10...went 2-for-4 with two doubles and two steals, and also earned the win in a starting role against Winthrop on Apr. 13...went 3-for-5 with a double and three RBIs at #6 South Carolina on Apr. 14...went 3-for-5 with a towering home run against The Citadel on Apr. 20...hit a long home run and hit a key RBI single in the ninth inning against Western Carolina on Apr. 21...hit the game-tying two-run homer in the ninth inning against Charleston Southern on May 5; he hit it on the first pitch he saw of the at-bat; he allowed two runs on six hits in 5.2 innings pitched in a starting role and would have suffered the loss if the Tigers had not come back...went 3-for-4 against #24 Central Florida on May 8...hit two run-scoring doubles at #15 Georgia Tech on May 16...went 3-for-4 at #10 Georgia in the Athens Regional on Jun. 5...listed as the #38 sophomore in the nation in the preseason by **Baseball America**...played for Falmouth in the Cape Cod League in the summer, where he hit .294 with a homer in four games; also made one appearance on the mound and pitched 2.0 scoreless innings.

2003: Had a 4-1 record, 7.07 ERA, and a save in six starts and seven relief appearances...Clemson was 5-1 when he started on the mound...did not allow a homer in 35.2 innings pitched...saw action as a batter in 12 games (seven starts) and had eight hits, eight runs scored, two homers, and 11 RBIs in just 29 at-bats...held opponents to a .167 batting average with two outs...picked up the save in the second game of a doubleheader at #16 Auburn on Feb. 22; he pitched the final 3.0 innings...in his first career start on the mound, he earned the victory by pitching 4.0 innings, allowing two hits and one earned run against

College of Charleston on Mar. 5...hit his first career homer against Old Dominion on Mar. 9...in his first start at first base, he went 1-for-3 with two runs scored, an RBI, and 17 putouts against Tennessee Tech on Mar. 11...pitched 6.0 scoreless innings, allowing two hits and one walk, to earn the win against Tennessee Tech on Mar. 12...hit a two-run, pinch-hit homer against Georgia Southern at Charleston, SC on Mar. 16...had two hits and four RBIs against Wofford on Mar. 24...struck out four batters in 2.0 relief innings pitched against Virginia on Apr. 4...earned the win in a starting role against Coastal Carolina on Apr. 16; he allowed two runs on four hits in 5.0 innings pitched...pitched a perfect ninth inning while striking out a batter against North Carolina in the ACC Tournament on May 22; it was his first action in over a month...earned the win in relief against Princeton in the Auburn Regional on May 31; he pitched 1.1 hitless and scoreless innings...took the summer off after being hampered by injury.

BEFORE CLEMSON: Drafted in the fifth round by the Braves...all-state pick as a junior and senior at Bandys High...three-time all-conference pick and conference player-of-the-year as a senior...named **Charlotte Observer** Player-of-the-Year as a senior, and a **Charlotte Observer** All-Star as a junior and senior...lettered four times in baseball at Bandys High...coached by Doug McRee.

PERSONAL: His father (Bryan) played in the Majors for nine years (1987-95) with the Angels and Marlins; he had 177 saves and a 2.42 ERA...Bryan makes the drive to many games and is a part-time scout...majoring in sports management...born Bryan Kristopher Harvey on Jan. 5, 1984 in Catawba, NC.

Harvey's Overall Stats

Year	AVG	G-GS	AB	R	H	2B	3B	HR	RBI	TB	BB	HBP	SF	OB%	SB
2003	.276	12-7	29	8	8	1	0	2	11	15	2	0	2	.303	0-0
2004	.335	54-52	209	38	70	16	0	8	41	110	15	1	1	.381	4-8
Total	.328	66-59	238	46	78	17	0	10	52	125	17	1	3	.371	4-8

Year	ERA	W-L	G-GS	CG	SHO	SV	IP	H	R	ER	BB	SO
2003	7.07	4-1	13-6	0	0	1	35.2	35	31	28	22	22
2004	5.40	6-0	14-14	0	0	0	61.2	73	38	37	32	52
Total	6.01	10-1	27-20	0	0	1	97.1	108	69	65	54	74

Harvey's ACC Regular-Season Stats

Year	AVG	G-GS	AB	R	H	2B	3B	HR	RBI	TB	BB	HBP	SF	OB%	SB
2004	.302	24-24	96	17	29	9	0	4	19	50	8	0	0	.356	1-3

Year	ERA	W-L	G-GS	CG	SHO	SV	IP	H	R	ER	BB	SO
2003	10.29	0-0	3-1	0	0	0	7.0	8	10	8	6	9

Harvey's ACC Tournament Stats

Year	AVG	G-GS	AB	R	H	2B	3B	HR	RBI	TB	BB	HBP	SF	OB%	SB
2004	.353	4-4	17	3	6	2	0	0	4	8	1	0	0	.389	0-0

Year	ERA	W-L	G-GS	CG	SHO	SV	IP	H	R	ER	BB	SO
2003	0.00	0-0	1-0	0	0	0	1.0	0	0	0	0	1
2004	9.00	0-0	1-1	0	0	0	4.0	8	4	4	1	2
Total	7.20	0-0	2-1	0	0	0	5.0	8	4	4	1	3

Harvey's NCAA Tournament Stats

Year	AVG	G-GS	AB	R	H	2B	3B	HR	RBI	TB	BB	HBP	SF	OB%	SB
2004	.316	5-5	19	4	6	1	0	0	0	7	3	0	0	.409	0-1

Year	ERA	W-L	G-GS	CG	SHO	SV	IP	H	R	ER	BB	SO
2003	0.00	1-0	1-0	0	0	0	1.1	0	0	0	1	0
2004	12.00	0-0	1-1	0	0	0	3.0	7	4	4	1	6
Total	8.31	1-0	2-1	0	0	0	4.1	7	4	4	2	6



30 Doug Hogan

C • R-R • 6-2 • 195 • *Fr. • RS
Irmo High School
Columbia, SC




LEGGETT COMMENTS: "Doug is a catcher with good defensive skills and some toughness. He has to work on his throwing. His offensive skills and his swing have come a long way. He showed some offensive promise during the fall. He has some power, and we see him being a contributor for us this year."

2004: Red-shirted...played for Florence in the Coastal Plain League in the summer, where he hit .271 with four homers and 32 RBIs in 43 starts.

BEFORE CLEMSON: All-state and all-region selection as a senior at Irmo High...sat out most of his junior season with a broken hand...earned All-Region III-AAAA honors as a sophomore...team defensive MVP as a sophomore...named to the All-Region III-AAAA basketball team as a junior...MVP of his basketball team as a junior...named to the Dairy Queen Classic All-Tournament team as a junior...led the team in scoring and charges taken as a junior...was the basketball team's most improved player as a sophomore...lettered three times in both baseball and basketball at Irmo High...coached by Ray Cannady.

PERSONAL: Brother of former Tiger righthander Patrick Hogan (2001-04), who had 18 career saves, third-most in Clemson history...his father (Mike) lettered in baseball at East Carolina (1973,74)...his grandfather (Leo Jenkins), who was chancellor at East Carolina from 1960-78, helped bring the Pirate athletic program into national prominence...his brother Matt played baseball at Lander...major is undeclared...born Douglas Jenkins Hogan on Sept. 29, 1984 in Greenville, NC.



50 Chris Howard

RHP • L-R • 6-4 • 195 • *Fr. • RS
Concordia Lutheran High School
Fort Wayne, IN



LEGGETT COMMENTS: "Chris is a righthander who is a red-shirt freshman. We dropped him down, changed his arm slot to give him a better chance to help us pitch and to create some more deception. He works extremely hard, and I can see him fulfilling a role for us."

2004: Red-shirted...played for Vermont in the NECBL in the summer, where he was 1-0 with a save and a 2.45 ERA in 16 relief appearances.

BEFORE CLEMSON: Set the Concordia Lutheran High School record for wins in a season and career, and career strikeouts...named the senior athlete-of-the-year of his high school...earned all-conference honors two years in a row...named to the all-area team...set his high school's record for wins (12) in a season...selected to the all-conference team for basketball...a four-year, first-team all-conference selection in tennis...earned all-area honors on the hardcourt...attended the same high school as former two-time Tiger All-America pitcher Steve Reba (1999-02)...lettered four times in both baseball and tennis, and once in basketball at Concordia Lutheran High...coached by Dave Bohr.

PERSONAL: His brother Adam was a swimmer at Louisville...majoring in English...born Christopher Dale Howard on Oct. 8, 1984 in New Haven, IN.



15 John Ingram

INF/OF • R-R • 6-1 • 205 • *So. • 1VL
Chattahoochee High School
Alpharetta, GA



Aggressive utility player who has shown the ability to hit home runs and come off the bench with clutch hits.

LEGGETT COMMENTS: "John is a very tough and aggressive athlete who can play third, first, and the corner outfield spots. He swings the bat hard and has great strength. I look for him to make a contribution offensively. He's made great strides on his defense too. He's in the mix, both in the infield and outfield."

2004: Hit .271 with six doubles, four home runs, and 21 RBIs in just 96 at-bats in 42 games (26 starts)...10 of his 21 RBIs came with two outs...started eight games at first base and 18 as the designated hitter...was 5-for-13 (.385) with two doubles, two homers, 10 RBIs, three walks, and a .500 on-base percentage as a pinch-hitter...hit .328 at home...hit .356 in the fifth spot of the batting order...hit .300 from the fourth inning on...started 13 games in a row from late March to early April...in his first plate appearance and first swing as a Tiger, he

Ingram's Career Highs

Runs	2	many (2)	-----
Hits	3	Texas Tech	3/20/04
Doubles	1	many (6)	-----
Homers	1	many (4)	-----
RBIs	3	many (2)	-----
Walks	3	Florida State	5/3/04
Steals	1	many (2)	-----



hit a pinch-hit, three-run homer over 400 feet against Georgia Southern at Greenville, NC on Feb. 29...hit a pinch-hit home run against #7 Auburn on Mar. 13; it was his third career at-bat...hit a solo homer against Coastal Carolina on Mar. 16; it was his third career homer in his ninth career at-bat...hit a pinch-hit, RBI double at Texas Tech on Mar. 19...went 3-for-5 with a double and an RBI at Texas Tech on Mar. 20...made 14 putouts and had an assist against Elon on Mar. 24...had two hits, including an RBI single, to up his hitting streak to 11 games against Maryland on Apr. 2...had a 13-game hitting streak from Mar. 16 to Apr. 4...hit a pinch-hit, two-run single against The Citadel on Apr. 20...hit a two-run homer and walked three times against #24 Florida State on May 3...hit a pinch-hit, three-run double against Furman on May 11.



2003: Red-shirted...played for Torrington in the NECBL in the summer.

BEFORE CLEMSON: Lettered four times in baseball and twice in football at Chattahoochee High...a Senior Team and Junior Team Georgia All-Star...all-region, all-city, and all-county as a junior and senior...high school baseball teammate of current Tiger quarterback Charlie Whitehurst...coached by Tim Lemons.

PERSONAL: Majoring in turfgrass...two-time member of the ACC Academic Honor Roll...born John Aaron Ingram on Oct. 21, 1983 in Fort Worth, TX.

Ingram's Overall Stats

Year	AVG	G-GS	AB	R	H	2B	3B	HR	RBI	TB	BB	HBP	SF	OB%	SB
2004	.271	42-26	96	17	26	6	0	4	21	44	12	1	0	.358	2-2

Ingram's ACC Regular-Season Stats

Year	AVG	G-GS	AB	R	H	2B	3B	HR	RBI	TB	BB	HBP	SF	OB%	SB
2004	.229	18-14	48	7	11	1	0	1	8	15	7	0	0	.327	2-2

Ingram's ACC Tournament Stats

Year	AVG	G-GS	AB	R	H	2B	3B	HR	RBI	TB	BB	HBP	SF	OB%	SB
2004	.000	2-1	5	0	0	0	0	0	0	0	0	0	0	.000	0-0

Ingram's NCAA Tournament Stats

Year	AVG	G-GS	AB	R	H	2B	3B	HR	RBI	TB	BB	HBP	SF	OB%	SB
2004	.000	2-0	2	0	0	0	0	0	0	0	0	0	0	.000	0-0



47 David Kopp

RHP • R-R • 6-3 • 195 • Fr. • HS
Coral Springs High School
Margate, FL



Talented righthander who is a candidate to be a starter as a freshman...rated as the ninth-best freshman in the

nation by **Baseball America**.

LEGGETT COMMENTS: "David is an exciting freshman righthanded pitcher. He had a tremendous fall. He changes speeds exceptionally well and has great feel for all of his pitches. With a little more consistency on his breaking ball, he has a chance to be outstanding this season and be a weekend guy in conference games. He's going to be one of the most exciting freshmen in the country."

BEFORE CLEMSON: Lettered four times in baseball at Coral Springs High School, where he was coached by Frank Bumbales...First-Team **Sun-Sentinel** and **Miami Herald** All-County team selection.

PERSONAL: Major is undeclared...born David Justin Kopp on Oct. 22, 1985 in Coral Springs, FL.



23 Tanner Leggett

INF • R-R • 6-0 • 170 • *So. • SQ
Daniel High School
Clemson, SC



Has had an injury-plagued first-two seasons at Clemson.

LEGGETT COMMENTS: "Tanner has really improved his skills, both offensively and defensively. He has excellent feet and hands. He also has really good versatility, being able to play second base and shortstop. He has good middle-infield skills, and I think he can make a contribution. He's coming off three shoulder surgeries, so he's now just catching up. He's worked extremely hard in the weightroom, and that's added to his chance to be successful this year."

2004: Did not play in any games, as he recovered from a shoulder injury...played for Spartanburg in the Coastal Plain League in the summer, where he hit .203 in 27 games (19 starts).

2003: Red-shirted...had shoulder surgery in the summer.

BEFORE CLEMSON: Lettered three times in baseball and two times in soccer at Daniel High School...played on the national championship East Cobb AAU squad after his freshman season and was a member of the all-tournament team...member of the national championship runnerup East Cobb team after his sophomore season...all-state soccer selection as a senior and all-region pick as a junior.

PERSONAL: Son of Tiger Head Coach Jack Leggett...majoring in management...born Tanner Jackson Leggett on Aug. 12, 1983 in Cullowhee, NC.



40 Alex Martin

LHP • L-L • 6-2 • 175 • Fr. • HS
Providence High School
Charlotte, NC



LEGGETT COMMENTS: "Alex is a lefthanded pitcher who has really good feel of his changeup and breaking ball.

He also has good mound presence. He's going to make a contribution to us winning this year, and I'm excited about his future. He's not an extremely hard thrower, but really knows how to get people out and really knows how to compete."

BEFORE CLEMSON: Lettered three times in baseball at Providence High School, where he was coached by Danny Hignight.

PERSONAL: Majoring in pre-business...born Alexander Miles Martin on Feb. 16, 1986 in Fort Lauderdale, FL.



41 Daniel Moskos

LHP • R-L • 6-1 • 200 • Fr. • HS
Damien High School
Alta Loma, CA



One of five Tigers from the West Coast and one of three new Tigers from California.

LEGGETT COMMENTS: "Daniel is an exciting freshman lefthander. He probably has the best stuff of any of our new lefthanded pitchers. He has an excellent slider, a good feel of his changeup, a very deceptive fastball, and one that gets on you very hard. I look for him to make a significant contribution to our team this season as a freshman. Daniel is going to get thrown in the fire early."

BEFORE CLEMSON: Lettered twice in baseball at Damien High School, where he was coached by Rob Verdi...had a 1.70 ERA, 95 strikeouts, and a .200 opponents' batting average in 65.0 innings pitched during his senior year...named a San Gabriel Valley and Inland Valley All-Star selection as a senior at Damien High School...member of the All-Southern California team during his senior season.

PERSONAL: Pronounced MAH-skohs...majoring in health science...born Daniel Ross Moskos on Apr. 28, 1986 in Greenville, SC.

Tiger Bios



28 Gene Pierce

C • R-R • 6-2 • 215 • *Sr. • 2VL
A.C. Flora High School
Columbia, SC



Reserve catcher who does many things for the program that often times go unseen...one of just two seniors on the team...in three years, he is 3-for-10 with three runs scored, a double, homer, walk, and three RBIs in 21 career games off the bench...the only Tiger to play in a game during the 2001 season, as he red-shirted in 2002 in his second season in the program.

LEGGETT COMMENTS: "Gene has spent a lot of time in our baseball program. He originally walked on and has put himself in a position to play this season. His throwing arm is very good, strong, and accurate. His offensive skills are also improving all the time. Gene's an excellent leader, and has performed outstanding in the classroom while being an engineering major. He has a great future ahead of him."

2004: Saw action in seven games and was 0-for-3 at the plate...had 14 putouts with no errors behind the plate.

2003: Was 2-for-5 with two runs scored, a double, and two RBIs in eight games...was 2-for-2 with two outs...lined a pinch-hit single and came around to score in the second game of a doubleheader at #16 Auburn on Feb. 22...had a two-run double off the bench against Wofford on Mar. 24.

2002: Red-shirted.

2001: A walk-on who appeared in six games as a catcher...valuable bullpen catcher for Tiger relief pitchers...came off the bench in game three of the New

York Tech series to hit his first career home run; also played in all three games of the series...played against Richmond, Ohio, and UNLV as well.

BEFORE CLEMSON: All-state catcher at A.C. Flora High as a senior...played in the North-South All-Star game...All-Region III-AAA, and all-area team selection in 1999 and 2000...team MVP as a senior after garnering defensive team MVP honors as a junior...Wendy's High School Heisman winner for A.C. Flora High as a senior...team won the Region III-AAA title in 1999...lettered four times in



Gene Pierce

baseball and three times in cross country...coached by Andy Hallett.

PERSONAL: Majoring in civil engineering...three-time member of the ACC Academic Honor Roll...born Gene Earl Pierce III on Apr. 3, 1982 in Lexington, SC.

Pierce's Overall Stats

Year	AVG	G-GS	AB	R	H	2B	3B	HR	RBI	TB	BB	HBP	SF	OB%	SB
2001	.500	6-0	2	1	1	0	0	1	1	4	1	1	0	.750	0-0
2003	.400	8-0	5	2	2	1	0	0	2	3	0	0	0	.400	0-0
2004	.000	7-0	3	0	0	0	0	0	0	0	0	0	0	.000	0-0
Total	.300	21-0	10	3	3	1	0	1	3	7	1	1	0	.417	0-0

Pierce's ACC Regular-Season Stats

Year	AVG	G-GS	AB	R	H	2B	3B	HR	RBI	TB	BB	HBP	SF	OB%	SB
2003	.000	1-0	1	0	0	0	0	0	0	0	0	0	0	.000	0-0



26 Daniel Pritchard

INF • R-R • 5-8 • 160 • *Jr. • 2VL
Hartsville High School
Hartsville, SC



Infielder who is a scrappy and unselfish player...is 2-for-18 (.111) with four runs scored and two RBIs in 33 games off the bench in two seasons...co-captain in 2005.

LEGGETT COMMENTS: "Daniel is what this program is all about. He came into our program as not a tremendously-heralded player, but has worked extremely hard. He has a huge heart, along with great mental and physical toughness. He's one of the best practice players I've ever had, and he's earned the respect of his teammates, who voted him as one of the captains this year. He had a great fall, and he is right in the middle of the action in terms of getting a lot of playing time at second base. He knows his role and he knows what he has to do to help the team be successful. He's a player you can't help but root for."

2004: Hit .154 (2-for-13) with four runs scored, two RBIs, and a stolen base in 20 games off the bench...one of his hits came with the bases loaded, as he was 1-for-1 in that

situation...had 15 assists and five putouts...as a pinch-runner, he stole home on a double steal against Coastal Carolina on Mar. 16...came off the bench and executed a squeeze bunt against Elon on Mar. 23...went 1-for-2 with two runs scored off the bench against College of Charleston on May 12...played for Florence in the Coastal Plain League in the summer, where he hit .162 with two homers and a .966 fielding percentage in 33 games (30 starts).

2003: Came off the bench in 13 games and was hitless in five at-bats...had four assists and did not commit an error...played for Spartanburg in the Coastal Plain League in the summer.

2002: Red-shirted.

BEFORE CLEMSON: Member of the Southern Baseball Classic All-Tournament team and International Paper Classic All-Tournament team as a senior...all-region team member and Southeastern Baseball Classic All-Tournament team selection as a junior...led team to the Region V-AAAA title as a freshman, junior, and senior...lettered four times in baseball at Hartsville High...coached by Jimmy White.

PERSONAL: Member of the ACC Academic Honor Roll in 2001-02...majoring in marketing...born Robert Daniel Pritchard on Apr. 13, 1983.



Daniel Pritchard

Pritchard's Overall Stats

Year	AVG	G-GS	AB	R	H	2B	3B	HR	RBI	TB	BB	HBP	SF	OB%	SB
2003	.000	13-0	5	0	0	0	0	0	0	0	0	0	0	.000	0-0
2004	.154	20-0	13	4	2	0	0	0	2	2	0	1	0	.214	1-1
Total	.111	33-0	18	4	2	0	0	0	2	2	0	1	0	.158	1-1

Pritchard's ACC Regular-Season Stats

Year	AVG	G-GS	AB	R	H	2B	3B	HR	RBI	TB	BB	HBP	SF	OB%	SB
2003	-----	2-0	0	0	0	0	0	0	0	0	0	0	0	-----	0-0
2004	.000	7-0	5	0	0	0	0	0	0	0	0	0	0	.000	0-0
Total	.000	9-0	5	0	0	0	0	0	0	0	0	0	0	.000	0-0

Pritchard's ACC Tournament Stats

Year	AVG	G-GS	AB	R	H	2B	3B	HR	RBI	TB	BB	HBP	SF	OB%	SB
2004	.000	1-0	1	0	0	0	0	0	0	0	0	0	0	.000	0-0





44 Robert Rohrbaugh

LHP • L-L • 6-2 • 190 • Jr. • 2VL
Littlestown High School
Littlestown, PA



Quiet lefthander who relies on location to be effective on the mound...has only walked 34 and allowed five home

runs in 106.1 career innings pitched over two seasons...has made 13 starts and 33 relief appearances...has a 3.72 career ERA...has not committed an error in 29 career chances.

LEGGETT COMMENTS: "Robert is a lefthanded pitcher with a lot of experience. We look for great things out of him this year. He has a great chance to jump over the hump in terms of wins and losses. He has good control and good mound presence. He also has a lot of experience, a good breaking ball, and I think Robert could be one of the better lefthanded pitchers in the ACC this season. We need a big year out of him in order for us to go where we want to go."


2004: Had a 3.99 ERA, but only had a 4-5 record due to a lack of run support...made 12 starts and eight relief appearances for a total of 76.2 innings

pitched, second-most on the squad...allowed just 21 walks...had a team-high six pickoffs and only allowed five stolen bases in 13 attempts...did not commit an error in 22 chances...became a weekend starter in the middle of the season due

to injuries to Tyler Lumsden and Jason Berken...his 2.90 ERA in ACC regular-season games was fifth-best in the conference...allowed just one homer and 13 walks in a team-high 49.2 innings pitched over eight starts in ACC regular-season action...started against all eight ACC teams in the regular season and only allowed more than two earned runs in only one of those starts, when he allowed just three earned runs against #24 Florida State...held righthanded batters to a .228 batting average...held opponents to a team-best .198 batting average with two outs and .186 batting average with runners on base and two outs...had a 2.70 ERA in eight relief appearances...had a 4-1 record and allowed just six walks in 35.2 innings pitched at home...pitched a team-season-high 8.0 innings twice...had a 1.50 ERA in the first and second inning combined...pitched 5.1 innings in his second career start at Texas Tech on Mar. 21; he allowed just five hits...pitched 6.0 innings in a starting role to earn his first win against Wake Forest on Mar. 28; he allowed two runs, one walk, and six hits while striking out five...pitched a career-high 8.0 innings, allowing just one earned run on seven hits while striking out three to earn the win against Maryland on Apr. 4; he also did not allow a walk and did not allow a baserunner to reach second base until the ninth inning...pitched 7.0 innings, allowing two runs, one walk, and four hits in the first game of a doubleheader at Virginia on Apr. 10...allowed two runs on four hits while striking out seven to earn the win against N.C. State on Apr. 25...scattered nine hits and four runs in 7.1 innings pitched to earn the win against #24 Central Florida on May 7...pitched the team's first complete game of the season, but suffered the loss at Duke on May 21; in 8.0 innings pitched, he allowed just five hits, two runs, and one walk while striking out six; he allowed just two Blue Devils to reach second base, both of which scored on Eric Baumann's two-run homer...played for Orleans in the Cape Cod League in the summer, where he was 1-4 with a 2.25 ERA in seven appearances (six starts); also allowed just 28 hits and 10 walks while striking out 35 in 40.0 innings pitched.

2003: Had an 0-1 record and team-best 3.03 ERA in a team-high 26 appearances...freshman All-American by **Collegiate Baseball**...had a save and 27 strikeouts in 29.2 innings pitched...did not allow a homer...held righthanded batters to a .212 batting average and all batters to a .232 batting average with runners on base...had a 2.88 ERA in 25 relief appearances...had a team-best 1.80 ERA against teams in the NCAA Tournament...pitched 2.0 scoreless innings in relief, allowing two hits and no walks against Old Dominion on Mar. 8...pitched 1.1 scoreless innings and struck out three batters against Tennessee Tech on Mar. 11...pitched 2.0 scoreless innings against Georgia Southern

at Charleston, SC on Mar. 17...earned his first save against Maine on Mar. 22; he pitched 1.1 scoreless innings...pitched 3.1 scoreless innings in relief in game two of a doubleheader at #16 N.C. State on Mar. 29...struck out six in 2.0 innings pitched against Coastal Carolina on Apr. 15...in his first career start, he allowed two runs in 4.2 innings pitched at Wake Forest on May 17...helped lead Winchester to the Valley League title in the summer...named Valley League Pitcher-of-the-Week...earned the 2003 Winchester Royals' Lew Zirkle Pitcher's Award.



Robert Rohrbaugh

BEST OF CLEMSON: Drafted in the 30th round by the Montreal Expos in 2002...holds the Littlestown High School record for career victories (22)...team captain during his junior and senior seasons...was 8-0 with a 0.35 ERA along with a school-record 122 strikeouts against only 10 walks in 59.1 innings pitched as a senior...was the first recipient of the Robert Weaver Baseball Scholarship at Littlestown High...named school's outstanding male athlete-of-the-year as a senior...**Gettysburg Times** First-Team All-Area pick as a junior and senior...**Hanover Evening Sun** Player-of-the-Year as a senior, and first-team all-area as a sophomore, junior, and senior...**York Daily Record** Player-of-the-Year as a junior and senior...helped lead his high school to the YAIYA Division I title in his senior season...pitched two no-hitters and had a 7-0 record as a junior, where he gave up only one earned run and had an 0.15 ERA...had 83 strikeouts and walked just 16 in 46.0 innings pitched during his junior season...had a 5-1 record and pitched a no-hitter in 2001 for Hanover Legion...helped lead Littlestown High School to the District III-AA playoffs four times...school's MVP as a junior and senior...lettered four times in baseball...coached by Steve Kress.

PERSONAL: Member of the ACC Academic Honor Roll in 2003-04...majoring in sports management...born Robert Edward Rohrbaugh on Dec. 28, 1983 in Hanover, PA.

Rohrbaugh's Overall Stats

Year	ERA	W-L	G-GS	CG	SHO	SV	IP	H	R	ER	BB	SO
2003	3.03	0-1	26-1	0	0	1	29.2	30	13	10	13	27
2004	3.99	4-5	20-12	1	0	0	76.2	77	37	34	21	44
Total	3.72	4-6	46-13	1	0	1	106.1	107	50	44	34	71

Rohrbaugh's ACC Regular-Season Stats

Year	ERA	W-L	G-GS	CG	SHO	SV	IP	H	R	ER	BB	SO
2003	3.00	0-0	8-1	0	0	0	12.0	13	4	4	8	7
2004	2.90	3-4	8-8	1	0	0	49.2	44	19	16	13	30
Total	2.92	3-4	16-9	1	0	0	61.2	57	23	20	21	37

Rohrbaugh's ACC Tournament Stats

Year	ERA	W-L	G-GS	CG	SHO	SV	IP	H	R	ER	BB	SO
2003	0.00	0-0	1-0	0	0	0	1.0	1	0	0	0	1
2004	5.06	0-0	1-1	0	0	0	5.1	7	3	3	1	3
Total	4.26	0-0	2-1	0	0	0	6.1	8	3	3	1	4

Rohrbaugh's NCAA Tournament Stats

Year	ERA	W-L	G-GS	CG	SHO	SV	IP	H	R	ER	BB	SO
2003	0.00	0-0	1-0	0	0	0	0.2	2	0	0	0	1
2004	16.20	0-0	2-1	0	0	0	3.1	7	6	6	3	2
Total	13.50	0-0	3-1	0	0	0	4.0	9	6	6	3	3



5 Travis Storrer

OF • L-R • 6-1 • 190 • Jr. • 1VL
Edmonds Community College
Mount Vernon, WA




Versatile outfielder who has a "flat" swing...expected to hit in the middle of the lineup...is not flashy, but is consistent...hits many line-drive outs...one of five Tigers from the West Coast...preseason second-team All-ACC by SEBaseball.com.

LEGGETT COMMENTS: "Travis is one of the outstanding lefthanded hitting offensive players in the ACC. He finished extremely strong last year in the Athens Regional. He was one of the hottest hitters in the country at the time. We expect him to hit in the middle of the order. He's made the adjustment going from infield to playing right field; he's very steady out there. He's a team player with a real good attitude. Nothing seems to bother him. He has great poise, and he's going to be one of our strong hitters this year."

2004: Batted .315 with 49 runs scored, 13 doubles, two triples, seven homers, and 33 RBIs in 53 games (all starts)...only made four errors (.975 fielding percentage) while starting 25 games at second base, a team-high 25 in right field, and three as the DH...batted second in the starting lineup a team-high 36 times...had 22 multi-hit games, tied for second-most on the team...hit .356 with runners on base and .382 with runners in scoring position...hit .417 in neutral-site games and .350 against top-25 ranked teams...hit .353 when playing second base...made 42 putouts and had one assist without committing an error in the outfield...named to both postseason all-tournament teams, as he was 17-for-43 (.395) with a team-high 13 runs scored, five doubles, three homers, and 14 RBIs in nine games...had two hits, including a two-run homer (his first as a Tiger) at East Carolina on Feb. 28...hit a two-run homer at #5 South Carolina on Mar. 6...had two hits, including a home run, and scored three runs against #7 Auburn on Mar. 12...hit a two-run homer and double against Coastal Carolina on Mar. 16...had his 12-game hitting streak come to an end at Texas Tech on Mar. 21...missed 12 games from late March to early April due to a finger injury...hit

Storrer's Career Highs

Runs	3	many (2)	-----
Hits	4	Georgia Tech	5/27/04
Doubles	2	many (2)	-----
Homers	1	many (7)	-----
RBIs	4	Georgia	11/6/04
Walks	2	many (2)	-----
Steals	1	many (5)	-----



Travis Storrer

a double, single, and scored two runs at #6 South Carolina on Apr. 14...drove in the tying run with a two-out bunt single in the seventh inning and scored the winning run in the ninth inning after starting the rally with a single against N.C. State on Apr. 23...hit two doubles and scored two runs against #24 Florida State on May 3...bounced the game-winning, walkoff single over the shortstop to plate Brad McCann in the

ninth inning against Charleston Southern on May 5...had his first career three-hit game against #24 Central Florida on May 7...went 4-for-6 with two doubles and three RBIs against #5 Georgia Tech in the ACC Tournament on May 27; one of the doubles was a key two-run shot that tied the score with two outs in the bottom of the ninth inning...went 3-for-5 with a double and two runs scored against #20 North Carolina in the ACC Tournament on May 28...an All-ACC Tournament selection who was 10-for-20 (.500) with seven runs scored, three doubles, and four RBIs in four games...hit a double and home run, and scored two runs along with three RBIs against Birmingham-Southern in the Athens Regional on Jun. 4...had two hits, including a homer, and drove in three runs against Birmingham-Southern in the Athens Regional on Jun. 5...hit a double, three-run homer, scored three runs, and had four RBIs in the first game of a doubleheader at #10 Georgia in the Athens Regional on Jun. 6...named to the Athens Regional All-Tournament team as an outfielder, as he was 7-for-23 (.304) with six runs scored, two doubles, three homers, and 10 RBIs in five games...played for Chatham in the Cape Cod League in the summer, where he hit .238 in 40 games.

BEFORE CLEMSON: Transferred from Edmonds Community College in Washington...played on the NWAACC championship team in 2002...coached by Donnie Marbut at Edmonds Community College...earned team MVP honors at Mount Vernon High as a junior and senior...all-area and all-league selection as a sophomore, junior, and senior...member of the AAA state basketball championship team as a junior...lettered four times in baseball, three times in tennis, and two times in basketball at Mount Vernon High...coached by Pat Swapp in high school.

PERSONAL: His father (Dave) played baseball at Western Washington...member of the ACC Academic Honor Roll in 2003-04...majoring in sports management...born Travis Keith Storrer on Oct. 2, 1983 in Mount Vernon, WA.

Storrer's Overall Stats

Year	AVG	G-GS	AB	R	H	2B	3B	HR	RBI	TB	BB	HBP	SF	OB%	SB
2004	.315	53-53	216	49	68	13	2	7	33	106	19	2	0	.376	5-6

Storrer's ACC Regular-Season Stats

Year	AVG	G-GS	AB	R	H	2B	3B	HR	RBI	TB	BB	HBP	SF	OB%	SB
2004	.254	16-16	63	10	16	3	2	0	3	23	6	0	0	.319	1-1

Storrer's ACC Tournament Stats

Year	AVG	G-GS	AB	R	H	2B	3B	HR	RBI	TB	BB	HBP	SF	OB%	SB
2004	.500	4-4	20	7	10	3	0	0	4	13	0	1	0	.524	0-0

Storrer's NCAA Tournament Stats

Year	AVG	G-GS	AB	R	H	2B	3B	HR	RBI	TB	BB	HBP	SF	OB%	SB
2004	.304	5-5	23	6	7	2	0	3	10	18	1	0	0	.333	0-0



6 Stan Widmann

SS • R-R • 6-1 • 190 • Fr. • HS
L.D. Bell High School
Hurst, TX



A candidate for a starting infield spot...rated as the fifth-best newcomer in the ACC and the 14th-best freshman in the nation by **Baseball America**.

LEGGETT COMMENTS: "Stan is an exciting freshman from the Dallas, TX area. He has a chance to start at shortstop this season. He has all the skills and all the ability to be an outstanding shortstop in the conference, and one of the better ones in the country. His swing is very solid. The thing that stands out is his tremendous work ethic. He is a tough individual. You can't hit him enough ground balls at practice. The improvements Stan's already made are incredible."

BEFORE CLEMSON: Lettered four times in baseball at L.D. Bell High School, where he was coached by Paul Gibson...played in an All-America game in Albuquerque, NM after his senior season...all-state selection as a senior...chosen to play in the inaugural AFLAC All-American High School Baseball Classic in Fort Myers, FL prior to his senior season.

PERSONAL: Majoring in sports management...first Tiger from the state of Texas since 1993...born Stanley R. Widmann on Aug. 25, 1985 in Fort Worth, TX.



Tiger Bios



9 David Williams

OF/INF • R-R • 5-10 • 190 • Jr. • TR
UNC Asheville
Burnsville, NC



Transfer from UNC Asheville who is a candidate for a transfer in the nation by **Baseball America**.

LEGGETT COMMENTS: "David is a transfer into our program that is going to help us a great deal. He has great versatility. He came in as an infielder, but we moved him to the outfield. He'll be competing in left field and getting a lot of action out there. He's a gamer who puts the ball in play. He runs the bases exceptionally well, and he's a very tough kid. We expect him to be a big part of our success this year."


BEFORE CLEMSON: Played for Asheville in the Coastal Plain League in the summer, where he hit .266 with three homers, 20 RBIs, and 10 stolen bases in 43 games (40 starts)...played one season (2004) at UNC Asheville, where he was coached by Matt Myers...hit .345 with four homers, 29 RBIs, 16 stolen bases, and a .435 on-base percentage in 57 starts for the Bulldogs...played one season (2003) at Florida Community College at Jacksonville, where he was coached by Chris Blaquiére...lettered four times in baseball at Butler High School, where he was coached by Kim Cougar...his high school team compiled a 41-15 record and three conference titles...lettered four times in football.

PERSONAL: Majoring in psychology...born David Rowe Williams on Dec. 12, 1983 in Marietta, GA.

Williams' Overall Stats

Year	AVG	G-GS	AB	R	H	2B	3B	HR	RBI	TB	BB	HBP	SF	OB%	SB
2004*	.345	57-57	223	37	77	13	1	4	29	104	33	3	1	.435	16-21

* - North Carolina-Asheville



31 P.J. Zocchi

RHP • R-R • 6-0 • 205 • *Fr. • RS
Iona Prep High School
Bronx, NY



Listed as a red-shirt freshman despite appearing in three games on the mound in 2004.


LEGGETT COMMENTS: "We were really excited about P.J. when he first came into the program. He had some arm problems and now he's recovering. He's working hard on his rehab, and he looks extremely good. I don't expect that he'll be full speed until midway through the season, but when he is, he has

excellent touch and feel on his pitches. He has an excellent breaking ball, a great attitude, and good mound presence. He's a strike thrower, and he's going to be a valuable asset to our program."

2004: Made two relief appearances and one start before his season came to an end with an arm injury against Gardner-Webb on Mar. 3...he figured to be one of the team's most reliable righthanders out of the bullpen...in 6.0 innings pitched over three appearances, he allowed seven hits, three runs, and two walks while striking out seven...in two relief appearances, he allowed no runs, two hits, and no walks while striking out five in 4.0 innings pitched...pitched 3.0 scoreless innings in

Zocchi's Career Highs

Total IP	3.0	Georgia Southern	2/29/04
Scoreless IP	3.0	Georgia Southern	2/29/04
Hits	5	Gardner-Webb	3/3/04
Runs	3	Gardner-Webb	3/3/04
Earned Runs	3	Gardner-Webb	3/3/04
Walks	2	Gardner-Webb	3/3/04
Strikeouts	5	Georgia Southern	2/29/04



P.J. Zocchi

relief, allowing one hit and no walks while striking out five against Georgia Southern at Greenville, NC on Feb. 29.

BEFORE CLEMSON: Had a 25-0 career record and 0.63 ERA at Iona Prep High...named the **New York NewsDay Athlete/Player-of-the-Year** as a senior...First-Team New York City and First-Team Westchester during his senior season...received the Westchester Scholastic Sports Award as a senior...named MVP of the Goodwill Games in 1999...led Iona Prep High School to a 28-2 record

during his senior year...lettered four times in baseball...coached by Fred Gallo.

PERSONAL: His mother (Susan) played basketball at Dominican...member of the ACC Academic Honor Roll in 2003-04...majoring in preprofessional health studies...pronounced ZAH-chee...born Peter James Zocchi on Jun. 19, 1985 in Bronx, NY.

Zocchi's Overall Stats

Year	ERA	W-L	G-GS	CG	SHO	SV	IP	H	R	ER	BB	SO
2004	4.50	1-0	3-1	0	0	0	6.0	7	3	3	2	7



Support Staff



Roberta Balliet
Administrative Assistant

Roberta Balliet is in her fourth year in the Clemson Athletic Department. She serves as administrative assistant for seven sports, coordinates the Tiger Bat Girls, and is the housing coordinator for the athletic department.

Balliet, a native of Muncy, PA, served as an assistant in the athletic department at Muncy High, where she was head coach of the cheerleaders for many years. Her squads won numerous awards, locally, regionally, state-wide, and nationally. She also served as game manager for women's basketball and scorekeeper for men's basketball. She also served as coach for the Summer Swim Team.

Balliet owned and operated a Bed & Breakfast for several years. She served as President of the Muncy Area Chamber of Commerce, and as a member of the Board of Directors of the Lycoming County Chamber of Commerce and the Muncy Business Association.

Balliet graduated from Muncy High, where she was a cheerleader and swim team member. After graduation, she studied in Sweden, where she graduated from Kunghogskolan in humanistics.

She is a widow and mother of two sons, Andy (Clemson '98 (deceased)) and Keith (33), and daughter-in-law Corina (31). Balliet is also grandmother of two, Luke (3) and Ava (born July, 2004).



Brian Hennessy
Assistant SID

Brian Hennessy is in his fourth year as an assistant sports information director at Clemson. The Clemson native previously worked as a student and graduate assistant in the sports information office for six years (1995-00).

Hennessy is responsible for all sports information operations for baseball and is the secondary contact for football. He has written and edited the baseball media guide from 1998-00 and 2003-05, and has edited the football guide from 2002-04. He has received numerous honors from CoSIDA, including a #4 baseball ranking for his 2000 guide.

Hennessy, who also has been responsible for layout and editing of the football gameday programs since 2002, teamed with Tim Bourret to rank in the top-five in the country for both the program series and football media guide in 2002,03.

Hennessy, 29, also worked as an engineer in Houston, TX from 2001-02, working for Kimley-Horn & Associates along with R.G. Miller Engineers.

He graduated from Clemson with a bachelor of science degree in civil engineering ('98) and later received a master of science degree in transportation engineering ('00). He also graduated from nearby Daniel High School ('94), where he played baseball and basketball. Hennessy, born Jan. 6, 1976 in Woodbury, NJ, is single.



Joe White
Academic Advisor

Joe White, an academic advisor in Vickery Hall, is in his 25th year working with Clemson student-athletes. The native of Suffolk, VA earned his bachelor of science degree in physical education from Campbell in 1968 and did graduate work at Virginia Tech. From 1968-72, he taught and coached football, basketball, and baseball in the Fayetteville, NC City School System.

From 1972 to January of 1981, he worked in various capacities at Virginia Tech, including as a graduate assistant football coach, head junior varsity football coach, and football recruiting coordinator. In 1976, he was named director of academic advising for student-athletes, a position he held until 1981.


In January of 1981, White was named director of academic advising for student-athletes at Clemson, a position he held until 1991. He served on the site-selection and building committees for Vickery Hall. From 1991 until the present, he has served as an athletic advisor responsible for various sports, but primarily football and golf. He currently advises the baseball, golf, and men's track teams.

White is married to the former Joyce Daves. The couple has a son, Chris, a daughter, Michelle, a son-in-law, Joseph, and two grandchildren, Sara and Aaron.

Tiger Bat Girls



Callie Ayers
Jr. • Seneca, SC



Meredith Culver
Jr. • Greenville, SC



Lindsay Donaldson
Sr. • Alexandria, VA



Elizabeth Grubbs
Jr. • Fairfax Station, VA



Amy Hargette
Sr. • Powdersville, SC




Kristen Hartwig
Sr. • Lexington, SC



Kate McCrary
Sr. • Greenville, SC




Allison Minus
Jr. • Summerville, SC



Sarah Mirza
So. • Glenview, IL




Lindsey Ricketts
Gr. • Pendleton, SC




April Rushton
Sr. • Saluda, SC



Brittany Stephens
Fr. • Walhalla, SC



Lauren Tabor
So. • Lawrenceville, GA



Traci Thompson
Fr. • Boiling Springs, SC



Ashley Washington
Sr. • Columbia, SC



Clemson Tiger Sports Network

Clemson Baseball will be broadcast over the airways in 2005 thanks to **Don Munson**, **Bob Mahony**, and the Clemson Tiger Sports Network. The official Clemson sports network has broadcast a regular-season baseball package since 1991 and postseason games since the mid 1970s.

The Clemson Tiger Sports Network will broadcast 34 regular-season games this year. It will broadcast all 30 ACC games and the four games against South Carolina. The network will also broadcast all postseason contests.

The broadcasts will begin 15 minutes prior to the start of each game, and will have comments and strategies from Clemson Head Coach **Jack Leggett**.

All correspondence concerning network clearances, advertising, and formatting should be directed to Clemson Tiger Sports Properties at (864) 654-5544.

Additionally, WCCP-FM (104.9) in Clemson will broadcast the other 22 regular-season games. **Dan Scott** will handle the play-by-play duties for the "Super Sports FM."

WCCP Broadcast Schedule

2/18 ^West Virginia	3/29 .. Coastal Carolina
2/19 ... ^Coastal Carolina	3/30 .. Coastal Carolina
2/20 ^East Carolina	4/5 Georgia
2/25 ... California-Irvine	4/6 Georgia
2/26 ... California-Irvine	4/12 ... Western Carolina
2/27 ... California-Irvine	4/19 .. Western Carolina
3/4 Auburn	4/26 Elon
3/5 Auburn	4/27 Wofford
3/6 Auburn	5/17 .. College of Charleston
3/9 Winthrop	
3/16 Furman	
3/22 Old Dominion	
3/23 Old Dominion	

^ - Myrtle Beach, SC;
Note: Home games in **bold**.



Don Munson, play-by-play baseball announcer, is in his second year with Tiger baseball. Munson rejoined the network in 2003 after serving for several years as network host in the mid to late 1990s. He has also served as the play-by-play announcer for Appalachian State and UNC Asheville basketball, while also calling Western Carolina football and basketball.

Munson (43) was the sports director at WATA-AM in Boone, NC from 1984-87 and was later the sports director at WHKP-AM in Hendersonville, NC. He is currently the play-by-play announcer for Lady Tiger basketball. The 1984 Appalachian State graduate is married to the former Elizabeth Ann Justus. The couple has a daughter, Michelle (13).



Bob Mahony is in his 16th year providing color commentary for Tiger baseball games. He is no stranger to the program, as he was a walk-on at Clemson and lettered from 1974-76. He later earned a full scholarship and was co-captain of the 1976

team that played in the College World Series.

Mahony also serves as the associate executive director of IPTAY. He is responsible for the IPTAY Representative Program, soliciting new IPTAY members, and planning and coordinating special activities and meetings. He is also involved in the capital campaign for the WestZone Project.

Mahony, a native of Silver Spring, MD, is married to the former Robin Ann Lawrimore. The couple has two daughters, Allison (24) and Marion (19).

CTSN Baseball Affiliates

City	Station	Frequency
Charleston, SC	WQSC	1340 AM
Clemson, SC	WCCP	104.9 FM
Clinton, SC	WPCC*	1410 AM
Columbia, SC	WOIC^	1230 AM
Gaffney, SC	WAGI*	105.3 FM
Greenwood, SC	WHZQ*	94.1 FM
Hartsville, SC	WHSC	1450 AM

* - airs partial schedule; ^ - airs games against South Carolina along with ACC Tournament and NCAA Tournament games; Note: Subject to change.

CTSN Broadcast Schedule


3/12 South Carolina	4/22 N.C. State
3/13 South Carolina	4/23 N.C. State
3/18 North Carolina	4/24 N.C. State
3/19 North Carolina	4/29 Georgia Tech
3/20 North Carolina	4/30 Georgia Tech
3/25 Maryland	5/1 Georgia Tech
3/26 Maryland	5/8 Virginia Tech
3/27 Maryland	5/9 Virginia Tech
4/1 Florida State	5/10 Virginia Tech
4/2 Florida State	5/13 Wake Forest
4/3 Florida State	5/14 Wake Forest
4/8 Duke	5/15 Wake Forest
4/9 Duke	5/19 Miami (FL)
4/10 Duke	5/20 Miami (FL)
4/13 South Carolina	5/21 Miami (FL)
4/15 Virginia	
4/16 Virginia	
4/17 Virginia	
4/20 South Carolina	

Note: Home games in **bold**; will also broadcast all postseason games.



Don Munson and Bob Mahony will broadcast 34 of the Tigers' regular-season games and all postseason games in 2005.

2005 Opponents



2005 CLEMSON BASEBALL



2005 Opponents

Auburn

March 4,5,6 at Auburn, AL

General Information

Location: Auburn, AL
Enrollment: 22,928
Nickname: Tigers
Colors: Burnt Orange & Navy Blue
Conference: Southeastern
First Year of Baseball: 1933



Stadium Information

Home Field (Capacity): Plainsman Park (4,096)
Dimensions: LL-315, LC-385, C-385, RC-360, RL-331
Press Box Phone: (334) 844-4138

Coaching Information

Head Coach: Tom Slater (Virginia Military '90)
Record at Auburn: 0-0
Career Record: 50-100 (3 seasons)
Assistant Coaches: Chris Finwood (Virginia Military '88)
Matt Myers (Tennessee '98)
Karl Nonemaker (Vanderbilt '02)

Team Information

2004 Record (Rank): 42-21 (NR)
2004 SEC Record (Finish): 18-12 (5th West)
Lettermen Returning/Lost: 13/6
Position Starters Returning/Lost: 5/4
Pitchers Returning/Lost: 9/5
Series Record: Auburn leads 45-39-3

SID Information

Baseball Contact: Kirk Sampson
SID Office Phone: (334) 844-9800
SID Fax: (334) 844-9807
SID Email: sampska@auburn.edu
Athletic Website: AuburnTigers.com

Coastal Carolina

February 19 at Myrtle Beach, SC • March 29,30 at Clemson, SC

General Information

Location: Conway, SC
Enrollment: 7,021
Nickname: Chanticleers
Colors: Coastal Green, Bronze, & Black
Conference: Big South
First Year of Baseball: 1975



Stadium Information

Home Field (Capacity): Charles Watson Stadium (2,000)
Dimensions: LL-320, LC-365, C-390, RC-365, RL-325
Press Box Phone: (843) 421-8244

Coaching Information

Head Coach: Gary Gilmore (Coastal Carolina '80)
Record at Coastal Carolina: 326-208 (9 seasons)
Career Record: 579-310 (15 seasons)
Assistant Coaches: Bill Jarman (Wingate '87)
Kevin Schnall (Coastal Carolina '01)
Clint Ayers (Elon '94)

Team Information

2004 Record (Rank): 40-23 (NR)
2004 BSC Record (Finish): 16-8 (T-2nd)
Lettermen Returning/Lost: 13/9
Position Starters Returning/Lost: 6/5
Pitchers Returning/Lost: 7/5
Series Record: Clemson leads 31-5

SID Information

Baseball Contact: Kent Reichert
SID Office Phone: (843) 349-2840
SID Fax: (843) 349-2819
SID Email: kreicher@coastal.edu
Athletic Website: GoCCCUsports.com

California-Irvine

February 25,26,27 at Clemson, SC

General Information

Location: Irvine, CA
Enrollment: 24,000
Nickname: Anteaters
Colors: Blue & Gold
Conference: Big West
First Year of Baseball: 1970



Stadium Information

Home Field (Capacity): Anteater Ballpark (3,200)
Dimensions: LL-335, LC-380, C-405, RC-380, RL-335
Press Box Phone: (949) 824-9905

Coaching Information

Head Coach: Dave Serrano (Trinity '03)
Record at California-Irvine: 0-0
Career Record: 0-0
Assistant Coaches: Sergio Brown (Cal. State-Fullerton '95)
Chad Baum (Cal. State-Fullerton '00)
Greg Bergeron (Cal. State-Dominguez Hills '93)

Team Information

2004 Record (Rank): 34-23-1 (NR)
2004 BWC Record (Finish): 10-11 (T-4th)
Lettermen Returning/Lost: 25/7
Position Starters Returning/Lost: 7/3
Pitchers Returning/Lost: 9/3
Series Record: 0-0

SID Information

Baseball Contact: Fumi Kimura
SID Office Phone: (949) 824-9474
SID Fax: (949) 824-5260
SID Email: fkimura@uci.edu
Athletic Website: www.Athletics.UCI.edu

Duke

April 8,9,10 at Clemson, SC

General Information

Location: Durham, NC
Enrollment: 6,347
Nickname: Blue Devils
Colors: Royal Blue & White
Conference: Atlantic Coast
First Year of Baseball: 1889



Stadium Information

Home Field (Capacity): Jack Coombs Field (2,000)
Dimensions: LL-330, LC-375, C-400, RC-375, RL-330
Press Box Phone: (919) 684-6074

Coaching Information

Head Coach: Bill Hillier (Otterbein '79)
Record at Duke: 107-175 (5 seasons)
Career Record: 210-350 (10 seasons)
Assistant Coaches: Bill Hillier, Jr. (UNC Asheville '98)
John Yurkow (Rowan '00)
Marty Riggs (Bluffton '74)

Team Information

2004 Record (Rank): 25-31 (NR)
2004 ACC Record (Finish): 8-16 (7th)
Lettermen Returning/Lost: 18/9
Position Starters Returning/Lost: 7/2
Pitchers Returning/Lost: 9/6
Series Record: Clemson leads 105-60-1

SID Information

Baseball Contact: Will Shapiro
SID Office Phone: (919) 684-2668
SID Fax: (919) 684-2489
SID Email: wshapiro@duaa.duke.edu
Athletic Website: GoDuke.com

College of Charleston

May 17 at Clemson, SC

General Information

Location: Charleston, SC
Enrollment: 11,617
Nickname: Cougars
Colors: Maroon & White
Conference: Southern
First Year of Baseball: 1899



Stadium Information

Home Field (Capacity): Patriots Point Field (2,000)
Dimensions: LL-300, LC-375, C-400, RC-375, RL-330
Press Box Phone: (843) 953-9141

Coaching Information

Head Coach: John Pawlowski (Clemson '96)
Record at College of Charleston: 166-121-1 (5 seasons)
Career Record: 166-121-1 (5 seasons)
Assistant Coaches: Scott Foxhall (College of Charleston '02)
Rob Reinstette (Ohio Dominican '99)
Seth Von Behren (Illinois State '01)

Team Information

2004 Record (Rank): 47-16 (NR)
2004 SoCon Record (Finish): 25-5 (1st)
Lettermen Returning/Lost: 14/13
Position Starters Returning/Lost: 7/1
Pitchers Returning/Lost: 5/5
Series Record: Clemson leads 13-0

SID Information

Baseball Contact: Tony Ciuffo
SID Office Phone: (843) 953-5465
SID Fax: (843) 953-6534
SID Email: ciuffo@cofc.edu
Athletic Website: CofCSports.com

East Carolina

February 20 at Myrtle Beach, SC

General Information

Location: Greenville, NC
Enrollment: 22,766
Nickname: Pirates
Colors: Purple & Gold
Conference: Conference USA
First Year of Baseball: 1951



Stadium Information

Home Field (Capacity): Clark-LeClair Stadium (3,000)
Dimensions: LL-320, LC-390, C-410, RC-390, RL-320
Press Box Phone: (252) 328-0068

Coaching Information

Head Coach: Randy Mazey (Clemson '88)
Record at East Carolina: 85-40-1 (2 seasons)
Career Record: 151-134-2 (5 seasons)
Assistant Coaches: Tommy Eason (East Carolina '97)
Allen Osborne (Marshall '95)
Ryan Riley (Clemson '02)

Team Information

2004 Record (Rank): 51-13 (#8 BA, #13 CB, #9 SW)
2004 C-USA Record (Finish): 25-5 (1st)
Lettermen Returning/Lost: 17/9
Position Starters Returning/Lost: 3/6
Pitchers Returning/Lost: 14/5
Series Record: Clemson leads 13-8

SID Information

Baseball Contact: Rob Dunning
SID Office Phone: (252) 328-4522
SID Fax: (252) 328-4528
SID Email: dunningr@mail.ecu.edu
Athletic Website: ECUPIRATES.com

2005 Opponents

Elon

April 26 at Clemson, SC

General Information

Location: Elon, NC
Enrollment: 4,796
Nickname: Phoenix
Colors: Maroon & Gold
Conference: Southern
First Year of Baseball: 1899



Stadium Information

Home Field (Capacity): Latham Park (500)
Dimensions: LL-317, LC-360, C-385, RC-380, RL-327
Press Box Phone: (336) 278-6788

Coaching Information

Head Coach: Mike Kennedy (Elon '91)
Record at Elon: 242-199-3 (8 seasons)
Career Record: 242-199-3 (8 seasons)
Assistant Coaches: .. Greg Starbuck (UNC Asheville '86)
..... Austin Alexander (College of Charleston '97)
..... Robbie Huffstetler (Appalachian State '01)

Team Information

2004 Record (Rank): 31-28 (NR)
2004 SoCon Record (Finish): 17-13 (4th)
Lettermen Returning/Lost: 21/9
Position Starters Returning/Lost: 7/2
Pitchers Returning/Lost: 10/4
Series Record: Elon leads 4-2

SID Information

Baseball Contact: Chris Rash
SID Office Phone: (336) 278-6712
SID Fax: (336) 278-6768
SID Email: crash@elon.edu
Athletic Website: Elon.edu/Athletics

Georgia

April 5 at Athens, GA • April 6 at Clemson, SC

General Information

Location: Athens, GA
Enrollment: 33,405
Nickname: Bulldogs
Colors: Red & Black
Conference: Southeastern
First Year of Baseball: 1886



Stadium Information

Home Field (Capacity): Foley Field (3,291)
Dimensions: LL-345, LC-370, C-404, RC-365, RL-314
Press Box Phone: (706) 542-6161

Coaching Information

Head Coach: David Perno (Georgia '91)
Record at Georgia: 106-78 (3 seasons)
Career Record: 106-78 (3 seasons)
Assistant Coaches: .. Butch Thompson (Birmingham-Southern '92)
..... Don Norris (Georgia '92)
..... Jason Eller (Georgia State '98)

Team Information

2004 Record (Rank): 45-23 (#5 BA, #4 CB, #5 SW)
2004 SEC Record (Finish): 19-11 (1st (East))
Lettermen Returning/Lost: 23/7
Position Starters Returning/Lost: 6/3
Pitchers Returning/Lost: 11/3
Series Record: Georgia leads 111-93-2

SID Information

Baseball Contact: Christopher Lakos
SID Office Phone: (706) 542-1621
SID Fax: (706) 542-7993
SID Email: clakos@sports.uga.edu
Athletic Website: GeorgiaDogs.com

Florida State

April 1,2,3 at Tallahassee, FL

General Information

Location: Tallahassee, FL
Enrollment: 35,462
Symbol: Seminoles
Colors: Garnet & Gold
Conference: Atlantic Coast
First Year of Baseball: 1948



Stadium Information

Home Field (Capacity): Dick Howser Stadium (6,700)
Dimensions: LL-340, C-400, RL-320
Press Box Phone: (850) 644-1553

Coaching Information

Head Coach: Mike Martin (Florida State '66)
Record at Florida State: 1,338-452-4 (25 seasons)
Career Record: 1,338-452-4 (25 seasons)
Assistant Coaches: .. Jamey Shouppe (Florida State '82)
..... Mike Martin, Jr. (Florida State '95)
..... Jerrod Brown (Florida State '03)

Team Information

2004 Record (Rank): 45-23 (#14 BA, #14 CB, #14 SW)
2004 ACC Record (Finish): 16-8 (3rd)
Lettermen Returning/Lost: 17/14
Position Starters Returning/Lost: 4/5
Pitchers Returning/Lost: 5/2
Series Record: Florida State leads 55-42-1

SID Information

Baseball Contact: Elliott Finebloom
SID Office Phone: (850) 644-5656
SID Fax: (850) 644-3820
SID Email: efineblm@mailier.fsu.edu
Athletic Website: Seminoles.com

Georgia Tech

April 29,30, May 1 at Clemson, SC

General Information

Location: Atlanta, GA
Enrollment: 16,000
Nickname: Yellow Jackets
Colors: Old Gold & White
Conference: Atlantic Coast
First Year of Baseball: 1895



Stadium Information

Home Field (Capacity): Russ Chandler Stadium (4,157)
Dimensions: LL-328, LC-391, C-400, RC-353, RL-334
Press Box Phone: (404) 894-3167

Coaching Information

Head Coach: Danny Hall (Miami (OH) '77)
Record at Georgia Tech: 484-211 (11 seasons)
Career Record: 692-328 (17 seasons)
Assistant Coaches: .. Bobby Moranda (Eastern Kentucky '86)
..... Josh Holliday (Oklahoma State '04)
..... Victor Menocal

Team Information

2004 Record (Rank): 44-21 (#10 BA, #11 CB, #12 SW)
2004 ACC Record (Finish): 18-5 (1st)
Lettermen Returning/Lost: 20/10
Position Starters Returning/Lost: 5/4
Pitchers Returning/Lost: 9/6
Series Record: Clemson leads 89-88-3

SID Information

Baseball Contact: Chris Capo
SID Office Phone: (404) 894-5445
SID Fax: (404) 894-1248
SID Email: ccapo@at.gtaa.gatech.edu
Athletic Website: RamblinWreck.com

Furman

March 16 at Clemson, SC

General Information

Location: Greenville, SC
Enrollment: 2,700
Nickname: Paladins
Colors: Purple & White
Conference: Southern
First Year of Baseball: 1891



Stadium Information

Home Field (Capacity): Furman Baseball Stadium (1,600)
Dimensions: LL-330, LC-350, C-393, RC-371, RL-330
Press Box Phone: (864) 294-3066

Coaching Information

Head Coach: Ron Smith (Furman '79)
Record at Furman: 259-323-3 (11 seasons)
Career Record: 259-323-3 (11 seasons)
Assistant Coaches: Brent Shade (Defiance '01)
..... Jon Placko (Furman '96)

Team Information

2004 Record (Rank): 21-33 (NR)
2004 SoCon Record (Finish): 11-19 (9th)
Lettermen Returning/Lost: 23/3
Position Starters Returning/Lost: 6/3
Pitchers Returning/Lost: 12/0
Series Record: Clemson leads 131-55-4

SID Information

Baseball Contact: Katie Parmelee
SID Office Phone: (864) 294-2061
SID Fax: (864) 294-3061
SID Email: katie.parmelee@furman.edu
Athletic Website: FurmanPaladins.com

Maryland

March 25,26,27 at College Park, MD

General Information

Location: College Park, MD
Enrollment: 35,329
Nickname: Terrapins
Colors: Red, White, Black, & Gold
Conference: Atlantic Coast
First Year of Baseball: 1893



Stadium Information

Home Field (Capacity): Shipley Field (2,500)
Dimensions: LL-320, C-385, RL-325
Press Box Phone: (301) 314-0379

Coaching Information

Head Coach: Terry Rupp (Tampa '88)
Record at Maryland: 93-127 (4 seasons)
Career Record: 308-207 (9 seasons)
Assistant Coaches: Ben Bachmann (Lewis '97)
..... Carmen Carcone (Illinois-Chicago '95)
..... Kyle George (Maryland '04)

Team Information

2004 Record (Rank): 22-34 (NR)
2004 ACC Record (Finish): 4-20 (T-8th)
Lettermen Returning/Lost: 17/12
Position Starters Returning/Lost: 7/3
Pitchers Returning/Lost: 9/7
Series Record: Clemson leads 100-35

SID Information

Baseball Contact: Dustin Hockensmith
SID Office Phone: (301) 314-8093
SID Fax: (301) 314-9094
SID Email: dhockens@umd.edu
Athletic Website: UMTerps.com



2005 Opponents

Miami (FL)

May 19,20,21 at Clemson, SC

General Information

Location: Coral Gables, FL
Enrollment: 14,978
Nickname: Hurricanes
Colors: Orange, Green, & White
Conference: Atlantic Coast
First Year of Baseball: 1940



Stadium Information

Home Field (Capacity): Mark Light Field (5,000)
Dimensions: LL-330, LC-365, C-400, RC-365, RL-330
Press Box Phone: (305) 284-8192

Coaching Information

Head Coach: Jim Morris (Elon '73)
Record at Miami: 522-178-2 (11 seasons)
Career Record: 1,157-463-3 (27 seasons)
Assistant Coaches: Gino DiMare (Miami (FL) '98)
..... J.D. Arteaga (Miami (FL) '02)
..... Joe Mercadante (Florida '03)

Team Information

2004 Record (Rank): 50-13 (#4 BA, #5 CB, #4 SW)
Lettermen Returning/Lost: 18/13
Position Starters Returning/Lost: 4/5
Pitchers Returning/Lost: 12/6
Series Record: Miami leads 21-13-1

SID Information

Baseball Contact: TBA
SID Office Phone: (305) 284-3231
SID Fax: (305) 284-2807
SID Email: TBA
Athletic Website: HurricaneSports.com

Old Dominion

March 22,23 at Norfolk, VA

General Information

Location: Norfolk, VA
Enrollment: 21,200
Nickname: Monarchs
Colors: Slate Blue & Silver
Conference: Colonial Athletic Association
First Year of Baseball: 1930



Stadium Information

Home Field (Capacity): Bud Metheny Complex (2,500)
Dimensions: LL-325, LC-375, C-395, RC-375, RL-325
Press Box Phone: (757) 683-5036

Coaching Information

Head Coach: Jerry Meyers (Iowa State '87)
Record at Old Dominion: 0-0
Career Record: 0-0
Assistant Coaches: Ryan Morris (Bridgewater '96)
..... Eric Folmar (Old Dominion '99)
..... Matt Reid (Richmond '01)

Team Information

2004 Record (Rank): 26-28 (NR)
2004 CAA Record (Finish): 13-11 (5th)
Lettermen Returning/Lost: 12/11
Position Starters Returning/Lost: 5/3
Pitchers Returning/Lost: 6/5
Series Record: Clemson leads 30-6

SID Information

Baseball Contact: Carol Hudson, Jr.
SID Office Phone: (757) 683-3372
SID Fax: (757) 683-3119
SID Email: chudson@odu.edu
Athletic Website: ODUSports.com

North Carolina

March 18,19,20 at Clemson, SC

General Information

Location: Chapel Hill, NC
Enrollment: 25,972
Nickname: Tar Heels
Colors: Carolina Blue & White
Conference: Atlantic Coast
First Year of Baseball: 1867



Stadium Information

Home Field (Capacity): Boshamer Stadium (2,500)
Dimensions: LL-335, LC-370, C-400, RC-362, RL-335
Press Box Phone: (919) 962-3509

Coaching Information

Head Coach: Mike Fox (North Carolina '78)
Record at North Carolina: 246-126 (6 seasons)
Career Record: 786-267-4 (21 seasons)
Assistant Coaches: Roger Williams (North Carolina '85)
..... Chad Holbrook (North Carolina '93)
..... Alex Marconi (Kent State '01)

Team Information

2004 Record (Rank): 43-21 (#24 SW)
2004 ACC Record (Finish): 14-10 (T-4th)
Lettermen Returning/Lost: 18/12
Position Starters Returning/Lost: 7/3
Pitchers Returning/Lost: 6/7
Series Record: Clemson leads 91-69-1

SID Information


Baseball Contact: John Martin
SID Office Phone: (919) 962-0084
SID Fax: (919) 843-2309
SID Email: jmartin@unc.unc.edu
Athletic Website: TarHeelBlue.com

South Carolina

March 12 & April 13 at Clemson, SC • March 13 & April 20 at Columbia, SC

General Information

Location: Columbia, SC
Enrollment: 23,700
Nickname: Gamecocks
Colors: Garnet & Black
Conference: Southeastern
First Year of Baseball: 1892



Stadium Information

Home Field (Capacity): Sarge Frye Field (6,000)
Dimensions: LL-320, LC-360, C-390, RC-360, RL-320
Press Box Phone: (803) 777-6648

Coaching Information

Head Coach: Ray Tanner (N.C. State '80)
Record at South Carolina: 372-152 (8 seasons)
Career Record: 767-325-3 (16 seasons)
Assistant Coaches: Jim Toman (N.C. State '85)
..... Mark Calvi (Nova Southeastern '92)
..... Monte Lee (College of Charleston '99)

Team Information

2004 Record (Rank): 53-17 (#3 BA, #3 CB, #3 SW)
2004 SEC Record (Finish): 17-13 (2nd (East))
Lettermen Returning/Lost: 18/11
Position Starters Returning/Lost: 5/3
Pitchers Returning/Lost: 9/4
Series Record: Clemson leads 157-108-2

SID Information

Baseball Contact: Andrew Kitick
SID Office Phone: (803) 777-5257
SID Fax: (803) 777-2967
SID Email: kitick@gwm.sc.edu
Athletic Website: USCSports.com

N.C. State

April 22,23,24 at Raleigh, NC

General Information

Location: Raleigh, NC
Enrollment: 29,959
Nickname: Wolfpack
Colors: Red & White
Conference: Atlantic Coast
First Year of Baseball: 1903



Stadium Information

Home Field (Capacity): Doak Field (2,500)
Dimensions: LL-325, LC-370, C-400, RC-370, RL-330
Press Box Phone: (919) 515-7643

Coaching Information

Head Coach: Elliott Avent (Virginia Commonwealth '83)
Record at N.C. State: 297-193 (8 seasons)
Career Record: 522-404 (16 seasons)
Assistant Coaches: Chris Roberts (Florida State '97)
..... Tony Guzzo (East Carolina '71)
..... Jeff Waggoner (Cleveland State '98)

Team Information

2004 Record (Rank): 36-24 (NR)
2004 ACC Record (Finish): 11-12 (6th)
Lettermen Returning/Lost: 19/15
Position Starters Returning/Lost: 6/3
Pitchers Returning/Lost: 6/5
Series Record: Clemson leads 92-62-1

SID Information

Baseball Contact: Bruce Winkworth
SID Office Phone: (919) 515-1182
SID Fax: (919) 515-2898
SID Email: bruce_winkworth@ncsu.edu
Athletic Website: GoPack.com

Virginia

April 15,16,17 at Clemson, SC

General Information

Location: Charlottesville, VA
Enrollment: 19,643
Nickname: Cavaliers
Colors: Navy & Orange
Conference: Atlantic Coast
First Year of Baseball: 1889



Stadium Information

Home Field (Capacity): UVa Baseball Stadium (2,000)
Dimensions: LL-352, LC-377, C-408, RC-377, RL-352
Press Box Phone: (434) 244-4071

Coaching Information

Head Coach: Brian O'Connor (Creighton '93)
Record at Virginia: 44-15 (1 season)
Career Record: 44-15 (1 season)
Assistant Coaches: Kevin McMullan (Indiana (PA) '90)
..... Karl Kuhn (Florida '92)
..... Joe Hastings (East Carolina '01)

Team Information

2004 Record (Rank): 44-15 (#24 BA, #20 CB, #21 SW)
2004 ACC Record (Finish): 18-6 (2nd)
Lettermen Returning/Lost: 15/11
Position Starters Returning/Lost: 6/2
Pitchers Returning/Lost: 8/6
Series Record: Clemson leads 98-30

SID Information

Baseball Contact: Adam Jones
SID Office Phone: (434) 982-5131
SID Fax: (434) 982-5525
SID Email: acj4b@virginia.edu
Athletic Website: VirginiaSports.com

2005 Opponents

Virginia Tech

May 8,9,10 at Blacksburg, VA

General Information

Location: Blacksburg, VA
Enrollment: 28,000
Nickname: Hokies
Colors: ... Chicago Maroon & Burnt Orange
Conference: Atlantic Coast
First Year of Baseball: 1892



Stadium Information

Home Field (Capacity): English Field (1,500)
Dimensions: LL-330, LC-375, C-400, RC-375, RL-330
Press Box Phone: (540) 231-4013

Coaching Information

Head Coach: Chuck Hartman (North Carolina '57)
Record at Virginia Tech: 918-530-8 (26 seasons)
Career Record: 1,401-755-8 (45 seasons)
Assistant Coaches: Jay Phillips (Virginia Tech '82)
..... Jon Hartness (Virginia Tech '87)
..... Anthony Everman (Loras '03)

Team Information

2004 Record (Rank): 29-27 (NR)
2004 BEC Record (Finish): 11-15 (7th)
Lettermen Returning/Lost: 16/7
Position Starters Returning/Lost: 6/3
Pitchers Returning/Lost: 8/5
Series Record: Clemson leads 19-18-2

SID Information

Baseball Contact: Dave Smith
SID Office Phone: (540) 231-6726
SID Fax: (540) 231-6984
SID Email: vtsid@vt.edu
Athletic Website: HokieSports.com

Western Carolina

April 12 at Cullowhee, NC • April 19 at Clemson, SC

General Information

Location: Cullowhee, NC
Enrollment: 8,300
Nickname: Catamounts
Colors: Purple & Gold
Conference: Southern
First Year of Baseball: 1929



Stadium Information

Home Field (Capacity): Hennon Stadium (1,500)
Dimensions: LL-325, LC-375, C-390, RC-375, RL-325
Press Box Phone: (828) 227-7020

Coaching Information

Head Coach: Todd Raleigh (Western Carolina '91)
Record at Western Carolina: 149-139 (5 seasons)
Career Record: 149-139 (5 seasons)
Assistant Coaches: Eric Filipek (UNC Asheville '97)
..... Paul Menhart (Western Carolina '04)
..... Alan Beck (Western Carolina '04)

Team Information

2004 Record (Rank): 28-31 (NR)
2004 SoCon Record (Finish): 12-18 (8th)
Lettermen Returning/Lost: 12/5
Position Starters Returning/Lost: 5/3
Pitchers Returning/Lost: 7/2
Series Record: Clemson leads 45-9

SID Information

Baseball Contact: Mike Cawood
SID Office Phone: (828) 227-2339
SID Fax: (828) 227-7688
SID Email: cawood@email.wcu.edu
Athletic Website: CatamountSports.com

Wake Forest

May 13,14,15 at Winston-Salem, NC

General Information

Location: Winston-Salem, NC
Enrollment: 3,950
Nickname: Demon Deacons
Colors: Old Gold & Black
Conference: Atlantic Coast
First Year of Baseball: 1891



Stadium Information

Home Field (Capacity): Hooks Stadium (2,500)
Dimensions: LL-340, LC-375, C-400, RC-370, RL-315
Press Box Phone: (336) 759-9711

Coaching Information

Head Coach: Rick Rembielak (Akron '88)
Record at Wake Forest: 0-0
Career Record: 373-251-1 (11 seasons)
Assistant Coaches: Jon Palmieri (Wake Forest '99)
..... Chris Sinacori (Tennessee '90)
..... Marshall Canosa (Villanova '03)

Team Information

2004 Record (Rank): 17-33 (NR)
2004 ACC Record (Finish): 4-20 (T-8th)
Lettermen Returning/Lost: 21/7
Position Starters Returning/Lost: 5/4
Pitchers Returning/Lost: 10/3
Series Record: Clemson leads 105-43-1

SID Information

Baseball Contact: Michael Bertsch
SID Office Phone: (336) 758-5640
SID Fax: (336) 758-5140
SID Email: bertscmr@wfu.edu
Athletic Website: WakeForestSports.com

Winthrop

March 9 at Clemson, SC

General Information

Location: Winthrop
Enrollment: 6,606
Nickname: Eagles
Colors: Garnet & Gold
Conference: Big South
First Year of Baseball: 1980



Stadium Information

Home Field (Capacity): Winthrop Ballpark (1,989)
Dimensions: LL-325, LC-370, C-390, RC-370, RL-325
Press Box Phone: (803) 323-2155

Coaching Information

Head Coach: Joe Hudak (Malone '72)
Record at Winthrop: 451-311-5 (13 seasons)
Career Record: 654-448-5 (21 seasons)
Assistant Coaches: Scott Forbes (North Carolina Wesleyan '98)
..... Kyle DiEduardo (Cincinnati '02)
..... Stas Swerdzewski (Winthrop '03)

Team Information

2004 Record (Rank): 37-23 (NR)
2004 BSC Record (Finish): 16-8 (T-2nd)
Lettermen Returning/Lost: 20/8
Position Starters Returning/Lost: 7/2
Pitchers Returning/Lost: 7/3
Series Record: Clemson leads 16-2

SID Information

Baseball Contact: Mike Baur
SID Office Phone: (803) 323-2129 x6067
SID Fax: (803) 323-2433
SID Email: baurm@winthrop.edu
Athletic Website: WinthropEagles.com

West Virginia

February 18 at Myrtle Beach, SC

General Information

Location: Morgantown, WV
Enrollment: 25,255
Nickname: Mountaineers
Colors: Old Gold & Blue
Conference: Big East
First Year of Baseball: 1892



Stadium Information

Home Field (Capacity): Hawley Field (1,500)
Dimensions: LL-325, LC-370, C-390, RC-370, RL-325
Press Box Phone: (304) 293-5988

Coaching Information

Head Coach: Greg Van Zant (West Virginia '84)
Record at West Virginia: 288-249-1 (10 seasons)
Career Record: 288-249-1 (10 seasons)
Assistant Coaches: Bruce Cameron (Concordia '93)
..... Pat Sherald (Lamar '01)
..... Kevin Leighton (Saint Louis '98)

Team Information

2004 Record (Rank): 23-29 (NR)
2004 BEC Record (Finish): 10-16 (8th)
Lettermen Returning/Lost: 17/7
Position Starters Returning/Lost: 5/3
Pitchers Returning/Lost: 10/2
Series Record: Clemson leads 9-0

SID Information

Baseball Contact: Tim Goodenow
SID Office Phone: (304) 293-2821
SID Fax: (304) 293-4105
SID Email: tim.goodenow@mail.wvu.edu
Athletic Website: MSNSportsNet.com

Wofford

April 27 at Clemson, SC

General Information

Location: Spartanburg, SC
Enrollment: 1,100
Nickname: Terriers
Colors: Old Gold & Black
Conference: Southern
First Year of Baseball: 1889



Stadium Information

Home Field (Capacity): Russell C. King Field (2,500)
Dimensions: LL-325, LC-385, C-395, RC-385, RL-325
Press Box Phone: (864) 597-4478

Coaching Information

Head Coach: Steve Traylor (Otterbein '73)
Record at Wofford: 85-170 (5 seasons)
Career Record: 709-563-3 (24 seasons)
Assistant Coaches: Brandon McKillop (Wofford '95)
..... Scott Brickman (Northern Iowa '98)

Team Information

2004 Record (Rank): 17-30 (NR)
2004 SoCon Record (Finish): 8-22 (10th)
Lettermen Returning/Lost: 11/4
Position Starters Returning/Lost: 5/4
Pitchers Returning/Lost: 8/4
Series Record: Clemson leads 70-23-1

SID Information

Baseball Contact: Mark Cohen
SID Office Phone: (864) 597-4093
SID Fax: (864) 597-4129
SID Email: cohenm@wofford.edu
Athletic Website: www.Wofford.edu/Athletics



Against All Competition

Opponent ^(First-Last Game)	G	W	L	Win %	^CU	^Op.	Home	Away	Neutral	Maine ⁽¹⁹⁹¹⁻⁹³⁾	14	14	0	1.000	141	52	13-0	1-0
Adelphi ⁽¹⁹⁵⁹⁾	1	1	0	1.000	16	8	1-0			Marshall ⁽¹⁹⁷⁵⁻⁹⁰⁾	17	15	2	.882	179	53	15-1	0-1
Alabama ⁽¹⁹¹⁹⁻⁹⁶⁾	23	11	12	.478	129	134	4-4	4-6	3-2	Maryland ⁽¹⁹²³⁻⁰⁴⁾	135	100	35	.741	992	558	58-6	31-25
Appalachian State ⁽¹⁹⁷³⁻⁹⁷⁾	20	18	2	.900	166	63	16-2	2-0		Massachusetts ⁽¹⁹⁵⁹⁻⁶⁹⁾	6	5	1	.833	49	28	5-1	
Arizona ⁽¹⁹⁵⁸⁻⁹⁰⁾	5	2	3	.400	27	23			2-3	Mercer ⁽¹⁹⁰¹⁻⁷⁸⁾	29	15	13	.534	144	118	5-0	10-13-1
Arizona State ⁽¹⁹⁷⁷⁾	1	0	1	.000	7	10			0-1	Miami (FL) ⁽¹⁹⁷⁷⁻⁰¹⁾	35	13	21	.382	193	245	3-3	6-11-1
Arkansas ⁽¹⁹⁸⁷⁻⁰²⁾	6	3	3	.500	40	34	2-1	1-0	0-2	Miami (OH) ⁽¹⁹⁶⁵⁾	3	3	0	1.000	38	1	3-0	
Arkansas State ⁽¹⁹⁹⁵⁾	1	1	0	1.000	7	2			1-0	Michigan ⁽¹⁹²⁵⁻²⁹⁾	6	0	6	.000	12	48	0-6	
Armstrong State ⁽¹⁹⁸⁹⁾	2	1	1	.500	7	6			1-1	Michigan State ⁽¹⁹³⁵⁻⁵⁸⁾	13	3	9	.269	62	117	3-9-1	
Auburn ^{***⁽¹⁹⁰¹⁻²⁰⁰⁴⁾}	87	39	45	.466	455	514	16-17	15-26-3	8-2	Middle Tennessee ⁽²⁰⁰⁰⁾	2	2	0	1.000	25	3	2-0	
Augusta ⁽¹⁹⁸⁴⁻⁹¹⁾	3	3	0	1.000	42	7	2-0	1-0		Mississippi ⁽¹⁹⁶⁸⁻⁸⁴⁾	13	7	6	.538	62	79		6-6
Austin Peay State ⁽¹⁹⁷³⁾	1	1	0	1.000	8	4			1-0	Mississippi College ⁽¹⁹²³⁾	2	1	1	.500	4	2	1-1	
Ball State ⁽¹⁹⁸⁴⁾	3	1	2	.333	15	11	1-2			Mississippi State ⁽¹⁹⁶⁸⁻⁰⁰⁾	10	7	3	.700	56	39	2-0	4-3
Belmont Abbey ⁽¹⁹⁰⁴⁻⁷¹⁾	6	6	0	1.000	58	16	3-0	3-0		Morehead State ⁽¹⁹⁹⁷⁾	3	3	0	1.000	16	3	3-0	
Birmingham-Southern ⁽¹⁹⁷⁵⁻⁰⁴⁾	3	2	1	.667	16	12		0-1	2-0	Navy ⁽¹⁹⁶³⁻⁹⁵⁾	2	2	0	1.000	25	8	1-0	1-0
Bradley ⁽¹⁹⁵⁰⁾	2	1	1	.500	10	3			1-1	Nebraska ⁽¹⁹⁹³⁻⁰²⁾	2	1	1	.500	11	15		1-1
Brigham Young ⁽¹⁹⁸⁸⁾	1	0	1	.000	2	9			0-1	Nevada ⁽¹⁹⁹⁷⁻⁹⁹⁾	2	1	1	.500	18	16		1-1
Buffalo ⁽¹⁹⁶⁹⁾	3	3	0	1.000	61	9	3-0			Nevada-Las Vegas ⁽¹⁹⁹¹⁻⁰¹⁾	9	5	4	.555	71	52	2-1	3-3
California ⁽¹⁹⁸⁰⁻⁹⁷⁾	4	1	3	.250	40	33	1-2		0-1	New Hampshire ⁽¹⁹⁹⁴⁾	1	1	0	1.000	4	1	1-0	
California State-Fullerton ⁽¹⁹⁷⁷⁾	1	0	1	.000	0	1			0-1	New Orleans ⁽¹⁹⁸⁵⁻⁸⁹⁾	7	3	4	.429	49	48		1-2
California State-Northridge ⁽¹⁹⁹⁷⁾	2	1	1	.500	13	25			1-1	New York Tech ⁽²⁰⁰¹⁾	3	3	0	1.000	51	3	3-0	
California-Los Angeles ⁽¹⁹⁹²⁾	1	0	1	.000	5	6			0-1	Newberry ⁽¹⁹⁰⁰⁻⁷⁸⁾	88	50	37	.574	475	369	25-11-1	24-25
Campbell ⁽¹⁹⁸²⁻⁹⁰⁾	5	3	2	.600	37	22	3-1	0-1		North Carolina ^{***⁽¹⁹⁰¹⁻²⁰⁰⁴⁾}	161	91	69	.568	881	778	42-22-1	35-36
Central Florida ⁽¹⁹⁹⁸⁻⁰⁴⁾	5	2	3	.400	21	26	1-2		1-1	North Carolina State ⁽¹⁹²¹⁻⁰⁴⁾	155	92	62	.597	1,086	841	47-21-1	34-31
Central Michigan ⁽¹⁹⁷³⁾	1	0	1	.000	4	8	0-1			North Carolina-Asheville ⁽¹⁹⁹⁸⁻⁰²⁾	2	2	0	1.000	37	11	2-0	
Charleston Southern ⁽¹⁹⁷⁶⁻⁰⁴⁾	14	14	0	1.000	121	45	11-0	3-0		North Carolina-Wilmington ⁽¹⁹⁷⁶⁻⁹⁸⁾	39	32	7	.821	315	148	19-2	13-5
Charleston, College of ⁽¹⁹⁸⁹⁻²⁰⁰⁴⁾	13	13	0	1.000	130	40	8-0	5-0		North Georgia ⁽¹⁹⁰⁹⁻²⁵⁾	5	3	2	.600	41	24	3-2	
Charlotte ⁽¹⁹⁸⁵⁻⁰⁴⁾	10	8	2	.800	114	44	5-2	3-0		Northwestern ⁽¹⁹⁹⁷⁾	2	2	0	1.000	22	9		2-0
Cincinnati ⁽¹⁹³⁶⁻⁸⁰⁾	3	1	2	.333	19	21	0-1		1-1	Notre Dame ⁽¹⁹⁹⁴⁾	1	0	1	.000	1	8	0-1	
Citadel, The ⁽¹⁹⁰⁰⁻²⁰⁰⁴⁾	101	83	18	.822	863	417	48-7	30-11	5-0	Oglethorpe ⁽¹⁹¹⁷⁻⁵⁹⁾	14	6	8	.429	61	72	2-3	4-5
Coastal Carolina ⁽¹⁹⁸⁶⁻⁰⁴⁾	36	31	5	.861	338	158	23-4	8-1		Ohio ⁽¹⁹³⁷⁻⁰¹⁾	33	19	13	.593	217	176	19-13-1	
Colorado State ⁽¹⁹⁵⁹⁾	1	1	0	1.000	7	1			1-0	Ohio State ⁽¹⁹⁵⁴⁻⁰³⁾	15	10	5	.667	86	62	9-3	1-2
Columbus ⁽¹⁹⁷⁷⁻⁹¹⁾	8	7	1	.875	70	23	2-0	5-1		Oklahoma ⁽¹⁹⁹²⁾	1	0	1	.000	6	7		0-1
Cornell ⁽¹⁹⁸⁹⁻⁹⁰⁾	6	4	2	.667	40	34	3-1		1-1	Oklahoma State ⁽¹⁹⁹¹⁻⁹⁶⁾	3	2	1	.667	16	10		2-1
Creighton ⁽¹⁹⁹⁰⁻⁹⁹⁾	5	1	4	.200	29	35			1-4	Old Dominion ⁽¹⁹⁸³⁻⁰³⁾	36	30	6	.833	246	119	27-5	3-1
Davidson ⁽¹⁹⁰³⁻⁹⁷⁾	36	27	9	.750	354	135	19-3	8-5	0-1	Oregon State ⁽¹⁹⁸⁸⁻⁰¹⁾	5	3	2	.600	42	29		3-2
Delaware ⁽¹⁹⁹⁹⁾	1	1	0	1.000	17	3			1-0	Penn State ⁽¹⁹⁵⁹⁻⁷⁵⁾	2	0	2	.000	4	12		0-2
Duke ⁽¹⁹⁰⁴⁻⁰⁴⁾	166	105	60	.636	1,153	762	53-23-1	42-25	10-12	Presbyterian ⁽¹⁹⁰⁶⁻⁵⁰⁾	75	56	19	.747	569	324	32-7	22-10
East Carolina ⁽¹⁹⁶⁸⁻⁰⁴⁾	21	13	8	.619	120	73	9-2	4-6		Princeton ⁽¹⁹⁹¹⁻⁰³⁾	2	2	0	1.000	20	11		2-0
East Tennessee State ⁽¹⁹⁶⁹⁻⁰³⁾	25	19	6	.760	196	78	17-4	2-2		Purdue ⁽²⁰⁰²⁾	3	3	0	1.000	18	11	3-0	
Eastern Kentucky ⁽¹⁹⁹²⁾	2	2	0	1.000	29	0	2-0			Rhode Island ⁽¹⁹⁶⁷⁻⁶⁸⁾	5	3	2	.600	26	19	3-2	
Eastern Michigan ⁽¹⁹⁷⁵⁻⁷⁶⁾	2	0	2	.000	5	8		0-1	0-1	Rice ⁽¹⁹⁹⁴⁻⁰⁰⁾	4	2	2	.500	25	26		2-2
Elon ⁽¹⁹²⁰⁻⁰⁴⁾	6	2	4	.333	39	43	2-4			Richmond ⁽¹⁹¹⁵⁻⁰¹⁾	4	3	1	.750	33	21	3-1	
Erskine ⁽¹⁸⁹⁸⁻⁸⁵⁾	102	72	30	.706	537	335	34-10	30-14	8-6	Rider ⁽¹⁹⁷⁰⁾	2	2	0	1.000	10	3	2-0	
Florida ⁽¹⁹²⁸⁻⁸³⁾	30	12	18	.400	186	200	1-1	9-16	2-1	Riverside Military ⁽¹⁹⁰⁹⁻¹⁰⁾	3	2	1	.667	11	10	2-0	0-1
Florida Atlantic ⁽¹⁹⁹⁸⁾	2	1	1	.500	11	11				Rollins ⁽¹⁹⁵⁰⁻⁸⁰⁾	11	4	7	.364	60	59	1-1	3-6
Florida International ⁽¹⁹⁸⁵⁻⁸⁷⁾	4	2	2	.500	14	19	1-1	1-1		Rutgers ⁽¹⁹⁸⁸⁻⁹³⁾	2	1	1	.500	8	9		1-1
Florida Southern ⁽¹⁹⁷⁴⁻⁷⁶⁾	4	2	2	.500	22	13		2-2		Saint John's ⁽¹⁹⁷⁵⁻⁹³⁾	5	4	1	.800	43	17	1-0	3-1
Florida State ^{***⁽¹⁹⁵⁸⁻⁰⁴⁾}	98	42	55	.434	547	610	22-15	9-29-1	11-11	Samford ⁽¹⁹⁷⁸⁻⁸²⁾	10	10	0	1.000	102	28	10-0	
Fordham ⁽¹⁹⁸⁸⁾	1	1	0	1.000	3	2			1-0	San Jose State ⁽²⁰⁰⁰⁾	1	1	0	1.000	10	6		1-0
Francis Marion ⁽¹⁹⁷⁶⁻⁸⁶⁾	10	9	1	.900	95	37	4-1	5-0		Seton Hall ⁽¹⁹⁸⁷⁻⁰¹⁾	6	6	0	1.000	70	26	5-0	1-0
Fresno State ⁽¹⁹⁸⁸⁻⁹⁴⁾	6	2	4	.333	44	51		0-1	2-3	Siena ⁽¹⁹⁹⁶⁾	2	2	0	1.000	27	5	2-0	
Furman ^{***⁽¹⁸⁹⁶⁻²⁰⁰⁴⁾}	190	131	55	.700	1,512	889	73-24-1	50-28-2	8-3-1	South Alabama ⁽¹⁹⁷³⁻⁰²⁾	11	6	5	.545	70	55	4-3	2-2
Gardner-Webb ⁽¹⁹⁷⁵⁻⁰⁴⁾	2	2	0	1.000	17	11	2-0			South Carolina ^{***⁽¹⁸⁹⁹⁻²⁰⁰⁴⁾}	267	157	108	.592	1,638	1,341	88-37	63-68-2
George Mason ⁽¹⁹⁹⁵⁻⁹⁹⁾	6	6	0	1.000	86	11	6-0			South Carolina-Aiken ⁽¹⁹⁸⁴⁻⁸⁵⁾	2	2	0	1.000	26	6	1-0	1-0
George Washington ⁽¹⁹⁵⁸⁻⁸⁸⁾	4	3	1	.750	17	13	1-0	0-1	2-0	South Florida ⁽¹⁹⁹⁶⁻⁹⁸⁾	4	2	2	.500	15	15	1-2	1-0
Georgia ^{***⁽¹⁹⁰⁰⁻²⁰⁰⁴⁾}	206	93	111	.456	1,217	1,203	51-43-2	39-65	3-3	Southern California ⁽¹⁹⁹⁰⁻⁹⁸⁾	2	0	2	.000	5	9	0-1	0-1
Georgia Southern ⁽¹⁹⁵⁹⁻⁰⁴⁾	77	49	27	.643	586	380	24-12	19-15-1	6-0	Southwest Missouri State ⁽¹⁹⁹³⁻⁹⁹⁾	5	4	1	.800	33	46		4-1
Georgia Tech ^{***⁽¹⁹⁰²⁻²⁰⁰⁴⁾}	180	89	88	.503	1,147	1,080	38-18-1	38-64-2	13-6	Southwest Texas State ⁽¹⁹⁹⁷⁾	1	0	1	.000	7	12		0-1
Gordon Military ⁽¹⁹⁰⁹⁾	1	0	1	.000	3	5			0-1	Springfield ⁽¹⁹⁶⁷⁻⁶⁸⁾	3	3	0	1.000	22	6	3-0	
Grand Canyon ⁽¹⁹⁹⁴⁾	2	2	0	1.000	12	1			2-0	Stanford ⁽¹⁹⁹⁵⁻⁰⁰⁾	2	0	2	.000	7	18		0-2
Guilford ⁽¹⁹¹⁸⁾	2	0	2	.000	3	7	0-2			Stetson ⁽¹⁹⁷⁶⁻⁹⁸⁾	7	6	1	.857	71	30	3-0	1-1
Hawaii ⁽¹⁹⁹⁴⁾	1	1	0	1.000	7	3		1-0		Tampa ⁽¹⁹⁹²⁾	3	3	0	1.000	34	6	3-0	
Hawaii-Hilo ⁽¹⁹⁹⁴⁾	3	3	0	1.000	29	9		3-0		Temple ⁽¹⁹⁷⁷⁾	1	1	0	1.000	13	4		1-0
High Point ⁽¹⁹⁷⁶⁻⁷⁹⁾	7	7	0	1.000	41	8	6-0	1-0		Tennessee ⁽¹⁹²⁵⁻⁹⁷⁾	34	23	11	.676	237	158	14-3	8-5
Hobart ⁽¹⁹⁰²⁾	1	1	0	1.000	10	2	1-0			Tennessee Tech ⁽²⁰⁰³⁾	2	2	0	1.000	15	5	2-0	
Holy Cross ⁽¹⁹⁵⁸⁾	1	0	1	.000	4	17			0-1	Texas A&M ⁽¹⁹⁹⁹⁾	3	1	2	.333	17	28		1-2
Illinois ⁽¹⁹⁸⁶⁻⁰⁰⁾	3	3	0	1.000	24	10	3-0			Texas Tech ⁽¹⁹⁹³⁻⁰⁴⁾	4	2	2	.500	25	21	1-2	1-0
Jacksonville ⁽¹⁹⁶⁹⁻⁹⁵⁾	5	3	2	.600	32	29	2-0	1-2		Texas-Arlington ⁽¹⁹⁹⁰⁻⁹⁵⁾	2	2	0	1.000	26	5	1-0	1-0
James Madison ⁽¹⁹⁷⁶⁻⁰⁰⁾	15	13	2	.867	129	62	12-0	1-2		Toledo ⁽¹⁹⁷⁶⁻⁷⁷⁾	8	5	3	.625	48	25	5-3	
Kansas ⁽¹⁹⁹³⁾	1	0	1	.000	1	9			0-1	Troy State ⁽¹⁹⁸²⁾	2	1	1	.500	7	5		1-1
Kansas State ⁽¹⁹⁹³⁻⁹⁹⁾	4	3	1	.750	31	17	3-0		0-1	Valdosta State ⁽¹⁹⁷⁸⁻⁸⁷⁾	17	13	4	.765	100	60	2-0	11-4
Kent State ⁽¹⁹⁶⁹⁾	3	1	1	.500	29	16	1-1-1			Vanderbilt ⁽¹⁹⁸⁴⁻⁸⁶⁾	3	2	1	.667	26	13	1-1	1-0
Kentucky ⁽¹⁹⁵⁰⁻⁹⁷⁾	9	6	3	.667	50	35	6-1		0-2	Vermont ⁽¹⁹⁷⁰⁾	1	1	0	1.000	14	2	1-0	
Lewis ⁽¹⁹⁷⁷⁻⁷⁸⁾	6	6	0	1.000	31	12	6-0			Villanova ⁽¹⁹⁹¹⁾	1	1	0	1.000	8	3		1-0
Lewis-Clark State ⁽¹⁹⁹⁴⁾	1	0	1	.000	2	9			0-1	Virginia ⁽¹⁹⁵⁵⁻⁰⁴⁾	128	98	30	.766	985	514	49-7	39-19
Liberty ⁽¹⁹⁸⁸⁻⁰⁰⁾	5	2	3	.400	39	38	2-2	0-1		Virginia Military ⁽¹⁹¹⁶⁾	1	1	0	1.000	2</			

Against All Competition

Washington & Lee ⁽¹⁹⁴⁸⁻⁵⁴⁾	3	2	1	.667	42	10	2-1	
Washington State ⁽¹⁹⁸⁸⁾	1	0	1	.000	5	6		0-1
West Virginia ⁽¹⁹⁵¹⁻⁸⁶⁾	9	9	0	1.000	80	18	6-0	3-0
West Virginia Wesleyan ⁽¹⁹¹⁶⁻¹⁷⁾	3	1	2	.333	12	17	1-2	
Western Carolina ⁽¹⁹⁷⁴⁻⁰⁴⁾	54	45	9	.833	475	259	34-1	10-8 1-0
Western Michigan ⁽¹⁹⁵⁸⁻⁷³⁾	3	1	2	.333	15	21	1-1	0-1
Wichita State ⁽¹⁹⁸¹⁾	1	0	1	.000	2	7	0-1	
William & Mary ⁽²⁰⁰⁰⁻⁰¹⁾	2	2	0	1.000	14	7	2-0	

Wingate ⁽¹⁹⁸³⁾	1	1	0	1.000	11	7		1-0
Winthrop ⁽¹⁹⁸¹⁻⁰⁴⁾	18	16	2	.889	153	73	12-1	3-1 1-0
Wofford ⁽¹⁹⁸⁸⁻²⁰⁰⁴⁾	94	70	23	.750	672	369	34-8	21-1
Yale ⁽¹⁹⁴⁷⁻⁹²⁾	5	4	1	.800	32	19	2-0	2-1
Totals	3,556	2,267	1,260	.642	24,431	17,004	1,276-434-13	765-670-14 226-156-2

* - includes one tie (there have been 29 ties in Clemson history); ^ - runs; Note: **Bold** denotes 2005 opponent.

Record By Date

January					
Day	W-L	Win %	Home	Away	Neutral
28	1-0	1.000			1-0
29	1-0	1.000			1-0
30	0-1	.000			0-1
31					
Totals	2-1	.667	0-0	0-0	2-1

February					
Day	W-L	Win %	Home	Away	Neutral
1					
2					
3					
4					
5					
6	1-0	1.000			1-0
7	1-0	1.000			1-0
8	1-0	1.000			1-0
9					
10					
11					
12	3-0	1.000	3-0		
13	2-1	.667	2-1		
14	2-0	1.000	2-0		
15	4-0	1.000	3-0	1-0	
16	5-3	.625	4-1	1-2	
17	4-2	.667	1-1	3-0	0-1
18	6-1	.857	3-1	3-0	
19	5-1	.833	3-0	1-1	1-0
20	6-1	.857	4-0	2-1	
21	4-2	.667	3-0	1-2	
22	9-2	.818	6-0	3-2	
23	10-5	.667	5-0	4-5	1-0
24	11-4	.733	8-1	3-1	0-2
25	17-1	.944	7-0	7-1	3-0
26	11-7	.611	4-1	7-4	0-2
27	9-4	.692	3-1	4-2	2-1
28	16-6	.727	8-3	4-3	4-0
29	3-1	.750	1-0	1-1	1-0
Totals	130-41	.760	70-10	45-25	15-6

March					
Day	W-L	Win %	Home	Away	Neutral
1	15-6	.714	11-3	3-3	1-0
2	14-8-1	.630	11-2	3-4-1	0-2
3	19-4	.826	15-2	3-2	1-0
4	16-3	.842	13-1	3-2	
5	18-5	.783	14-4	4-1	
6	18-5	.783	17-3	1-2	
7	25-3	.893	24-3	1-0	
8	19-6	.760	19-4	0-2	
9	20-3	.870	16-2	4-1	
10	24-5	.828	20-2	4-3	
11	13-6	.684	13-3	0-3	
12	21-4	.840	18-0	3-4	
13	17-4	.810	12-3	5-1	
14	23-3	.885	14-1	7-2	2-0
15	19-9-1	.672	11-3	8-3-1	0-3
16	11-12	.478	6-2	4-8	1-2
17	22-10	.688	8-1	11-8	3-1
18	24-7	.774	7-0	13-6	4-1
19	24-13	.649	5-2	16-10	3-1
20	25-13	.658	7-2	16-10	2-1
21	16-14-1	.532	8-2	8-11-1	0-1
22	20-15-2	.568	10-4-1	10-9-1	0-2

23	29-14	.674	17-5	10-9	2-0
24	25-17-1	.593	19-9-1	6-8	
25	26-17-1	.602	16-13-1	8-4	2-0
26	26-14-1	.646	23-8-1	1-5	2-1
27	27-8	.771	22-5	4-2	1-1
28	24-23-2	.510	22-10-2	1-12	1-1
29	27-17	.614	22-10	4-6	1-1
30	28-16	.636	22-8	6-8	
31	34-11	.756	21-3	10-8	3-0
Totals	669-295-10	.692	463-120-6	177-157-4	29-18

April					
Day	W-L	Win %	Home	Away	Neutral
1	34-15	.694	20-8	14-7	
2	28-16	.636	21-7	6-8	1-1
3	35-16-2	.679	24-7-1	9-9-1	2-0
4	37-14	.725	23-5	13-7	1-2
5	33-20	.623	24-11	8-9	1-0
6	30-18-1	.622	20-9	10-7-1	0-2
7	35-18-1	.657	20-7-1	13-11	2-0
8	37-15	.712	24-5	12-10	1-0
9	32-17	.653	23-7	9-10	
10	26-25	.510	17-10	9-13	0-2
11	38-12	.760	24-5	14-6	0-1
12	28-33	.459	13-14	14-18	1-1
13	30-22	.577	15-8	15-14	
14	38-16-1	.700	13-7-1	25-9	
15	41-20-1	.669	25-4	16-15-1	0-1
16	37-21-1	.636	23-6	14-15-1	
17	35-14	.714	27-5	7-9	1-0
18	29-17-2	.625	18-7	10-7-2	1-3
19	33-15	.688	19-5	13-10	1-0
20	32-17	.653	15-6	12-10	5-1
21	32-18-1	.637	18-8	10-8-1	4-2
22	28-20	.583	12-4	13-13	3-3
23	27-20	.574	18-7	9-11	0-2
24	32-17-2	.647	18-5-1	8-9-1	6-3
25	31-19-1	.618	18-9	11-10	2-0-1
26	40-18	.690	18-11	18-5	4-2
27	27-21	.563	15-6	9-12	3-3
28	15-21	.417	7-6	7-14	1-1
29	16-13	.552	7-3	8-9	1-1
30	22-14-1	.608	11-8-1	11-4	0-2
Totals	938-542-14	.633	550-210-5	347-299-8	41-33-1

May					
Day	W-L	Win %	Home	Away	Neutral
1	18-17	.514	6-7	11-8	1-2
2	19-13	.594	6-5	13-7	0-1
3	22-13	.629	6-7	16-5	0-1
4	24-14	.632	14-3	7-10	3-1
5	23-18-1	.560	14-6	8-12-1	1-0
6	24-24	.500	9-10	13-14	2-0
7	30-15	.667	16-5	12-10	2-0
8	26-27-1	.491	12-6-1	12-20	2-1
9	36-19	.655	17-6	15-12	4-1
10	24-15	.615	9-4	14-10	1-1
11	33-16-1	.670	14-7	13-9-1	6-0
12	23-18-1	.560	9-5-1	9-10	5-3
13	31-15	.674	15-3	8-10	8-2
14	17-22	.436	5-5	4-14	8-3
15	19-9	.679	3-1	11-5	5-3
16	16-15	.516	2-2	7-7	7-6
17	13-8	.619	1-1	6-3	6-4
18	14-6	.700	4-1	1-1	9-4

19	8-9	.471	1-2	2-2	5-5
20	8-8-1	.500	1-0	1-3	6-5-1
21	8-6	.571	1-0	2-4	5-2
22	12-8	.600	1-3	5-1	6-4
23	5-9	.357	2-2	0-2	3-5
24	6-5	.545	3-0	0-2	3-3
25	9-2	.818	4-0	2-0	3-2
26	10-2	.833	5-0	1-0	4-2
27	5-4	.556	3-1		2-3
28	5-4	.556	3-1	0-1	2-2
29	4-1	.800		1-0	3-1
30	2-3	.400			2-3
31	2-4	.333	1-0	0-1	1-3
Totals	496-349-5	.586	187-93-2	194-183-2	115-73-1

June					
Day	W-L	Win %	Home	Away	Neutral
1	1-3	.250	1-0	0-1	0-2
2	3-2	.600	2-0	0-1	1-1
3	3-2	.600	1-0		2-2
4	3-1	.750		0-1	3-0
5	4-5	.444		1-1	3-4
6	2-2	.500		1-2	1-0
7	2-1	.667	0-1		2-0
8	1-1	.500	1-0		0-1
9	4-1	.800	1-0		3-1
10	0-1	.000			0-1
11	2-1	.667			2-1
12	1-0	1.000			1-0
13	1-2	.333			1-2
14	4-4	.500			4-4
15	0-2	.000			0-2
16	1-1	.500			1-1
17					
18					
19	0-1	.000			0-1
20	0-1	.000			0-1
21	0-1	.000			0-1
Totals	32-32	.500	6-1	2-6	24-25

Note: **Bold** denotes 2005 game date.

Top Winning % Dates

Rk	Date	W-L	Win %
1.	February 25	17-1	.944
2.	March 7	25-3	.893
3.	March 14	23-3	.885
4.	March 9	20-3	.870
5.	March 4	16-3	.842
6.	March 12	21-4	.840
7.	May 26	10-2	.833
8.	March 10	24-5	.828
9.	March 3	19-4	.826
10.	February 22	9-2	.818
	May 25	9-2	.818
12.	March 13	17-4	.810
13.	March 5	18-5	.783
	March 6	18-5	.783
15.	March 18	24-7	.774
16.	March 27	27-8	.771

Note: Minimum 10 games; **bold** denotes 2005 game date.

Game Results vs. 2005 Opponents

Auburn

Overall: 39-45-3
at Clemson: 16-17
at Kingsmore Stadium: 10-5
at Auburn: 15-26-3
at Neutral: 8-2
NCAA Tournament Games: ... 4-4
One-Run Games: 10-11
Extra-Inning Games: 0-7-1
Under Jack Leggett: 6-6
Longest CU Win Streak: .. 8⁽¹⁹⁸⁹⁻⁹³⁾
Longest AUB Win Streak: .. 4^(5 times)
Biggest CU Win: 18-4⁽¹⁹¹³⁾
Biggest AUB Win: 15-0⁽²⁰⁰³⁾

Date	Site	W-L	CU	Op
3/29/1901	H	W	8	0
3/30/1901	H	W	11	4
4/13/1903	A	W ⁽⁵⁾	3	0
5/12/1911	A	L ⁽¹²⁾	6	7
5/13/1911 ⁽¹⁾	A	L ⁽⁸⁾	4	5
5/13/1911 ⁽²⁾	A	L	2	3
5/6/1912	H	W	2	1
5/7/1912	H	W	4	3
5/8/1912	H	L	0	4
5/8/1913	A	L	3	9
5/9/1913	A	W	18	4
5/10/1913	A	W	5	3
5/14/1914	H	L	4	5
5/15/1914	H	W	13	5
5/16/1914	H	L	2	6
5/8/1915 ⁽¹⁾	A	L	3	10
5/8/1915 ⁽²⁾	A	L ⁽⁷⁾	1	3
5/8/1915 ⁽³⁾	A	L ⁽⁷⁾	0	2
5/5/1916	N1	W	5	4
5/6/1916 ⁽¹⁾	H	L	1	9
5/6/1916 ⁽²⁾	H	L	1	3
5/4/1917	A	L	0	7
5/5/1917	A	L	3	8
5/6/1917	A	W ⁽⁷⁾	7	4
4/5/1920	H	L ⁽⁷⁾	0	10
4/6/1920	H	L	2	15
4/8/1921	A	L	1	12
4/9/1921	A	L	1	12
5/4/1925	N1	W	7	5
4/7/1926	A	L	0	10
4/8/1926	A	L	0	7
4/20/1927	H	L	5	11
5/4/1927	A	L	2	6
5/5/1927	A	T ⁽⁶⁾	3	3
4/2/1928	A	L	2	6
4/3/1928	A	T ⁽⁸⁾	6	6
5/2/1928	H	L	3	11
5/3/1928	H	L	6	9
5/4/1928	H	W	6	5
4/15/1929	A	T ⁽¹²⁾	6	6
4/16/1929	A	W	4	3
5/5/1930	H	L ⁽¹¹⁾	3	4
5/6/1930	H	L ⁽¹⁰⁾	10	14
6/12/1947	# N2	W	8	3
6/5/1967 ⁽¹⁾	\$ N3	W	3	2
6/5/1967 ⁽²⁾	\$ N3	L ⁽¹³⁾	5	6
3/19/1975 ⁽¹⁾	A	W	5	4
3/19/1975 ⁽²⁾	A	W	6	4
6/11/1976	! N4	W	9	4
3/10/1979	A	L	2	4
3/11/1979	A	L	1	10
5/8/1982 ⁽¹⁾	A	L ⁽¹¹⁾	6	7
5/8/1982 ⁽²⁾	A	W	22	10
5/9/1982	A	L ⁽¹²⁾	0	9
3/21/1986	A	L	1	5
3/22/1986 ⁽¹⁾	A	L ⁽⁷⁾	2	5
3/22/1986 ⁽²⁾	A	L ⁽⁷⁾	8	9
3/23/1986	A	W	14	11
3/25/1987 ⁽¹⁾	H	W	18	5
3/25/1987 ⁽²⁾	H	L ⁽⁷⁾	4	5
3/26/1987	H	W	3	2
5/23/1987	\$ N5	W	6	3
2/20/1988	A	W	8	1
2/21/1988	A	L	2	5
2/25/1989	H	W	4	2

2/26/1989		H	L	6	7
5/26/1989	\$	N6	L	7	14
5/27/1989	\$	N6	W	11	1
2/24/1990		A	W	6	3
2/25/1990		A	W	6	0
2/23/1991		H	W	6	4
2/24/1991		H	W	7	3
2/29/1992		A	W	4	3
3/1/1992		A	W	9	3
2/20/1993		H	W	9	6
5/28/1994	\$	H	L	5	11
2/8/1998		N7	W	9	4
2/22/2002		H	W	7	4

- NCAA Southern playoffs; \$ - NCAA District III Playoffs, Regional; ! - College World Series; N1 - Anderson, SC; N2 - Charlotte, NC; N3 - Gastonia, NC; N4 - Omaha, NE; N5 - Huntsville, AL; N6 - Tallahassee, FL; N7 - Kissimmee, FL

California-Irvine

Overall: 0-0

College of Charleston

Overall:	13-0			
at Clemson:	8-0			
at Kingsmore Stadium:	4-0			
at College of Charleston:	5-0			
One-Run Games:	1-0			
Under Jack Leggett :	7-0			
Longest CU Win Streak: ..	13 ⁽¹⁸⁹⁹⁻²⁰⁰⁴⁾			
Biggest CU Win:	12-0 ⁽¹⁹⁰⁰⁾			
Date	Site	W-L	CU	Op
5/11/1899	A	W	11	3
5/20/1899	H	W	11	3
5/7/1900	H	W	12	0
4/3/1911	H	W	6	3
4/28/1911	A	W	6	1
4/3/1912	H	W	6	0
3/7/2001	H	W	5	3
3/1/2002	A	W	14	6
3/6/2002	H	W	12	1
3/5/2003	H	W	6	2
3/18/2003	A	W	7	6
3/5/2004	A	W	15	4
5/12/2004	H	W	19	8



Former Tiger and Major League pitcher John Pawlowski will coach College of Charleston against Clemson twice during the 2005 season.

Coastal Carolina

Overall: 31-5
at Clemson: 23-4
at Kingsmore Stadium: 23-4
at Coastal Carolina: 8-1
One-Run Games: 7-0
Extra-Inning Games: 2-0
Under Jack Leggett: 18-3
Longest CU Win Streak: .. 20⁽¹⁹⁹⁰⁻⁹⁹⁾
Longest CCU Win Streak: .. 1^(5 times)
Biggest CU Win: 19-1⁽²⁰⁰²⁾
Biggest CCU Win: 11-2⁽¹⁹⁹⁰⁾

Date	Site	W-L	CU	Op
2/15/1986	A	W	12	5
2/16/1986	A	L	3	9
3/27/1988	H	W	8	4
3/28/1988	H	W	7	3
2/18/1989	A	W	22	5
2/19/1989	A	W	6	5
3/27/1990 ⁽¹⁾	H	L ⁽⁷⁾	2	11
3/27/1990 ⁽²⁾	H	W ⁽⁷⁾	1	0
3/19/1991	A	W	23	7
3/20/1991	A	W	10	3
3/21/1991	A	W	11	7
3/9/1992	H	W	2	1
3/10/1992	H	W	12	2
3/9/1993	H	W ⁽¹¹⁾	6	5
3/10/1993	H	W	8	3
5/10/1994	A	W	9	7
5/11/1994	A	W	8	0
4/18/1995	H	W	5	1
4/19/1995	H	W	7	2
3/1/1996	H	W	11	3
3/2/1996	H	W	8	7
3/3/1996	H	W	13	4
3/7/1997	H	W	17	2
3/8/1997	H	W	22	11
3/9/1997	H	W	13	3
3/10/1998	H	W	17	3
3/10/1999	H	W	14	6
5/8/1999	H	L	2	4
3/1/2000	H	W	4	3
4/10/2001	H	L	5	10
4/11/2001	H	W ⁽¹¹⁾	8	7
3/26/2002	H	W	19	1
3/27/2002	H	W	6	2
4/15/2003	H	L	1	5
4/16/2003	H	W	7	3
3/16/2004	H	W	9	4

Duke

Overall: 105-60-1
at Clemson: 53-23-1
at Kingsmore Stadium: 34-5
at Duke: 42-25
at Neutral: 10-12
ACC Regular-Season Games: .. 81-30-1
ACC Tournament Games: 8-3
One-Run Games: 16-21
Extra-Inning Games: 3-3
Under Jack Leggett: 25-10
Longest CU Win Streak: .. 14⁽¹⁹⁸⁵⁻⁹⁰⁾
Longest DUK Win Streak: .. 5⁽¹⁹⁰⁸⁻⁰⁹⁾
Biggest CU Win: 25-6⁽¹⁹⁷⁸⁾
Biggest DUK Win: .. 14-3^(1910,42), 11-0⁽¹⁹⁵⁴⁾

Date	Site	W-L	CU	Op
5/7/1904	N1	W	15	8
4/12/1905	H	W ⁽¹¹⁾	4	3
4/12/1906	H	W	13	4
5/4/1906	N2	L	0	7
5/3/1907	N2	L	4	5
5/4/1907	N2	W	3	0
5/1/1908	N2	L	3	5
5/2/1908	N3	L	0	1
4/21/1909	H	L	7	8
4/24/1909 ⁽¹⁾	N4	L	1	4
4/24/1909 ⁽²⁾	N4	L	0	1
4/8/1910	H	W	2	1
4/9/1910	H	L	3	14
4/27/1911 ⁽¹⁾	N5	L	0	7

4/27/1911 ⁽²⁾	N5	L	5	9
4/27/1916	A	W	16	6
4/28/1916	A	L	4	5
5/8/1916	H	W	3	0
5/9/1916	H	W	13	3
4/14/1919	H	L	2	8
4/15/1919	H	L ⁽¹²⁾	1	3
4/12/1923	H	L	0	9
5/7/1926	H	W	10	3
3/30/1934	H	L	6	7
3/31/1934	H	W	10	5
4/1/1935 ⁽¹⁾	A	L	8	12
4/1/1935 ⁽²⁾	A	W ⁽⁷⁾	3	0
3/25/1942	H	L	3	5
3/26/1942	H	L	3	14
3/28/1947	H	W	10	9
3/29/1947	H	L	11	13
3/24/1948	H	L	3	5
3/25/1948	H	L	2	3
3/30/1949	H	W	13	3
4/9/1949	H	L	16	18
3/29/1950	H	L	8	9
3/30/1950	H	W	17	6
4/26/1951	A	W	4	3
5/19/1951	N6	L	0	5
3/28/1952	H	L	8	14
3/29/1952	H	W	10	9
4/14/1952	A	L	2	6
3/26/1953	H	L	4	5
4/23/1954	* A	W	5	4
4/24/1954	* A	L	0	11
3/29/1955	* N1	W	5	3
4/22/1955	* A	L	3	10
3/26/1956	* H	T	11	11
4/20/1956 ⁽¹⁾	* A	L ⁽⁷⁾	0	6
4/20/1956 ⁽²⁾	* A	L ⁽⁷⁾	3	8
4/9/1957	* H	L	2	6
4/19/1957	* A	L	2	6
5/1/1958	* A	W	8	1
5/12/1958	* A	L	1	7
4/30/1959	* A	W	12	7
5/1/1959	* A	W	10	0
5/3/1960	* H	W	6	1
5/4/1960	* H	W	4	2
4/7/1961	* H	L	5	8
5/6/1961	* A	L	1	3
4/10/1962	* H	L	3	4
5/5/1962	* A	L	3	7
4/27/1963	* A	W	5	1
5/3/1963	* H	W	5	4
4/24/1964	* A	W	5	3
4/23/1965	* H	W	10	2
5/7/1965	* A	W	8	0
4/2/1966	* H	W	11	0
4/15/1967	* A	L	3	10
5/5/1967	* H	W	4	0
5/11/1968 ⁽¹⁾	* A	W ⁽⁷⁾	5	3
5/11/1968 ⁽²⁾	* A	L ⁽⁷⁾	0	7
4/7/1969	* A	L	6	13
5/10/1969 ⁽¹⁾	* H	W ⁽⁷⁾	8	5
5/10/1969 ⁽²⁾	* H	W ⁽⁷⁾	7	2
4/5/1970	* H	W	3	1
5/16/1970 ⁽¹⁾	* A	L ⁽⁷⁾	1	2
5/16/1970 ⁽²⁾	* A	L ⁽⁷⁾	1	2
4/4/1971	* H	W	5	4
5/12/1971	* A	W	5	2
4/17/1973 ⁽¹⁾	* A	W ⁽⁷⁾	9	7
4/17/1973 ⁽²⁾	* A	W ⁽⁷⁾	4	3
3/31/1974	* H	W	18	1
4/12/1974 ⁽¹⁾	* H	W	14	3
4/12/1974 ⁽²⁾	* H	W	8	1
4/8/1976	* A	W	20	7
4/9/1976	* A	L	1	10
3/5/1977	* H	W	6	0
3/20/1978	* A	W	25	6
3/21/1978	* A	W ⁽⁸⁾	15	10
4/23/1978	+ H	W	13	0
3/14/1979	* H	W	13	1
3/15/1979	* H	W	6	4
3/12/1981	* H	W	7	4

3/13/1981	* H	W	8	7
4/23/1981	+ N7	L	0	1
4/25/1981	+ N7	W	9	2
3/19/1982	* A	W	5	3
4/21/1982	+ N7	W	10	9
3/6/1983	* H	W	9	2
3/7/1983	* H	W	4	3
4/24/1983	+ N7	W	14	7
3/3/1984	* A	W	11	4

Game Results vs. 2005 Opponents

East Carolina

Overall:	13-8
at Clemson:	9-2
at Kingsmore Stadium:	9-2
at East Carolina:	4-6
NCAA Tournament Games:	2-0
One-Run Games:	3-3
Extra-Inning Games:	0-1
Under Jack Leggett:	5-6
Longest CU Win Streak:	4 ⁽¹⁹⁷⁸⁻⁸¹⁾
Longest ECU Win Streak:	2 ^(1999,04)
Biggest CU Win:	21-1 ⁽²⁰⁰²⁾
Biggest ECU Win:	14-2 ⁽¹⁹⁹⁹⁾
Date	Site W-L CU Op
5/8/1968	A W 7 0
5/9/1968	A W 8 1
3/22/1978	A L 3 4
3/23/1978	A W 3 0
3/6/1979	H W 2 1
3/7/1979	H W 1 0
3/18/1981	A W 14 4
3/19/1981	A L 1 4
3/8/1982	H W 2 1
3/9/1982	H W 6 3
2/13/1998	H L 1 6
2/14/1998	H W 16 4
2/15/1998	H W 8 2
3/16/1999	A L 4 5
3/17/1999	A L 2 14
3/14/2000	H W 7 0
3/15/2000	H L 4 12
6/1/2002	\$ H W 4 2
6/2/2002	\$ H W 21 1
2/28/2004	A L ⁽¹¹⁾ 2 3
2/29/2004	A L 4 6
\$ - NCAA Regional	

Elon

Overall:	2-4
at Clemson:	2-4
at Kingsmore Stadium:	2-3
Under Jack Leggett:	2-3
Longest CU Win Streak:	1 ^(2000,04)
Longest ELO Win Streak:	2 ⁽²⁰⁰²⁻⁰³⁾
Biggest CU Win:	17-5 ⁽²⁰⁰⁰⁾
Biggest ELO Win:	11-2 ⁽²⁰⁰³⁾
Date	Site W-L CU Op
4/29/1920	H L 3 6
4/18/2000	H W 17 5
5/9/2002	H L 6 8
5/7/2003	H L 2 11
3/23/2004	H W 10 6
3/24/2004	H L 1 7

Florida State

Overall:	42-55-1
at Clemson:	22-15
at Kingsmore Stadium:	20-11
at Florida State:	9-29-1
at Neutral:	11-11
ACC Regular-Season Games:	19-20
ACC Tournament Games:	7-10
NCAA Tournament Games:	4-2
One-Run Games:	11-11
Extra-Inning Games:	1-3-1
Under Jack Leggett:	18-28
Longest CU Win Streak:	6 ⁽¹⁹⁹²⁻⁹³⁾
Longest FSU Win Streak:	9 ⁽²⁰⁰¹⁻⁰²⁾
Biggest CU Win:	24-2 ⁽¹⁹⁵⁹⁾
Biggest FSU Win:	20-3 ⁽¹⁹⁷²⁾
Date	Site W-L CU Op
6/7/1958	\$ N1 W ⁽¹⁰⁾ 8 5
6/5/1959	\$ N1 W 24 2
6/6/1959	\$ N1 W 5 0
3/30/1962	A L 8 14
4/19/1962	H W 14 11
3/21/1963	A L 7 10
3/22/1963	A W 12 7
3/23/1963	A L 3 12
3/19/1964	A L 5 8



Former Tiger outfielder Randy Mazey, who led East Carolina to a Super Regional last season, will coach against his alma mater on February 20 at Myrtle Beach, SC.

3/20/1964	A W 8 5
3/21/1964	A L 6 12
4/26/1965	H W 9 8
4/27/1965 ⁽¹⁾	H L 11 13
4/27/1965 ⁽²⁾	H L ⁽⁵⁾ 3 16
5/23/1966	A L 5 11
5/24/1966	A L 3 4
5/25/1966	A W 4 3
6/2/1967	\$ N1 L 3 5
6/3/1967	\$ N1 W 6 4
4/19/1969 ⁽¹⁾	H L 2 6
4/19/1969 ⁽²⁾	H L 1 3
4/17/1971 ⁽¹⁾	H W ⁽⁷⁾ 11 0
4/17/1971 ⁽²⁾	H W 12 7
4/18/1971	H W 3 2
3/10/1972	A L 7 11
3/11/1972	A L 3 6
3/12/1972	A L 3 20
4/26/1973 ⁽¹⁾	H W ⁽⁷⁾ 2 1
4/26/1973 ⁽²⁾	H L ⁽⁷⁾ 1 2
4/27/1973	H L 1 9
3/8/1974	A L 3 6
3/9/1974	A W 7 5
3/10/1974	A L 3 5
2/28/1981	A L 8 9
3/1/1981	A L 7 11
4/1/1982	H L 1 8
4/2/1982	H L ⁽⁷⁾ 6 7
3/1/1983	A L ⁽¹⁴⁾ 4 5
3/2/1983	A T ⁽¹⁰⁾ 3 3
3/29/1984	H W 13 0
3/30/1984	H W 13 3
5/28/1989	\$ A L 1 8
3/27/1992	* H W 10 4
3/28/1992	* H W 12 0
3/29/1992	* H W 14 0
5/11/1992	+ N2 W 5 2
5/13/1992	+ N2 W 11 0
5/7/1993	* A W 7 6
5/8/1993	* A L ⁽¹⁰⁾ 3 4
5/9/1993	* A W 5 1
5/16/1993	+ N2 W 6 1
5/18/1993	+ N2 L 5 7
5/7/1994	* H W 5 2
5/8/1994	* H W 9 5
5/9/1994	* H L 3 8
5/21/1994	+ N2 L 4 10
5/22/1994	+ N2 W 4 1
4/21/1995	* A L 2 5
4/22/1995	* A L 2 7

4/23/1995	* A L 8 9
5/19/1995	+ N2 W 11 0
5/20/1995	+ N2 L 2 12
5/21/1995	+ N2 L 2 8
5/4/1996	* H W 3 0
5/5/1996	* H W 2 1
5/6/1996	* H W 2 0
5/18/1996	+ N3 L 1 2
4/4/1997	* A W 10 7
4/5/1997	* A L 5 20
4/6/1997	* A L ⁽¹²⁾ 10 11
5/16/1997	+ N4 L 4 8
5/17/1997	+ N4 L 0 10
4/24/1998	* H W 2 1
4/25/1998	* H W 5 4
4/26/1998	* H L 2 7
4/9/1999	* A L 0 8
4/10/1999	* A W 8 4
4/11/1999	* A L 3 5
5/22/1999	+ N3 W 8 7
5/6/2000	* H W 8 7
5/7/2000	* H W 5 4
5/8/2000	* H W 7 4
5/18/2000	+ N5 W 8 4
4/6/2001	* A L 4 7
4/7/2001	* A L 6 7
4/8/2001	* A L 1 6
5/18/2001	+ N5 L 4 5
5/17/2002	* H L 3 9
5/18/2002	* H L 3 12
5/19/2002	* H L 3 9
5/23/2002	+ N4 L 4 9
5/25/2002	+ N4 L 1 4
4/11/2003	* A W 8 4
4/12/2003	* A L 2 7
4/13/2003	* A L 1 8
5/1/2004	* H L 6 11
5/2/2004	* H L 1 10
5/3/2004	* H W 18 9
\$ - NCAA District III Playoffs, Regionals; * - ACC regular-season game; + - ACC Tournament; N1 - Gastonia, NC; N2 - Greenville, SC; N3 - Durham, NC; N4 - Saint Petersburg, FL; N5 - Fort Mill, SC	

Furman

Overall:	131-55-4
at Clemson:	73-24-1
at Kingsmore Stadium:	23-2
at Furman:	50-28-2
at Neutral:	8-3-1
NCAA Tournament Games:	2-0
One-Run Games:	24-21
Extra-Inning Games:	9-5-3
Under Jack Leggett:	11-2
Longest CU Win Streak:	29 ⁽¹⁹⁸⁵⁻⁰²⁾
Longest FUR Win Streak:	7 ⁽¹⁹²⁴⁻²⁶⁾
Biggest CU Win:	21-1 ⁽¹⁹⁹¹⁾
Biggest FUR Win:	10-2 ⁽¹⁹⁰⁷⁾
Date	Site W-L CU Op
4/24/1896	H L 13 20
5/9/1896	A L 11 14
4/16/1898	A L 2 5
4/23/1898	H W 14 3
5/14/1898	H L 14 15
4/14/1900	A W 5 1
5/9/1902	A W 11 3
4/9/1904	H L 1 2
5/5/1905	A L 1 8
5/10/1905	H L 1 2
5/19/1905	A L 6 8
4/7/1906	H L 6 7
4/27/1906	N1 W 11 5
5/5/1906	A L 3 4
4/26/1907	N1 L 2 10
5/11/1907	A W 11 8
4/11/1908	H W 11 1
4/24/1908	N1 W 8 2
4/10/1909	A W 7 6
4/30/1909	N1 L 5 6
4/22/1910	H W 5 0
4/23/1910	H W ⁽¹¹⁾ 3 2
4/7/1911	A W 4 0
5/1/1911	A W 6 4
4/19/1912	H W 8 3
4/8/1913	A W 9 3
4/26/1913	H W 4 0
4/18/1914	H W 5 1
4/21/1914	A L 9 10
5/9/1914	A W 5 1
3/26/1915	N2 W 3 2
4/3/1915	H W 10 2
5/15/1915	A W 10 1
5/17/1915	N1 W 8 2
5/18/1915	N1 W 5 3
4/19/1916	A L 3 4
4/25/1916	N2 T ⁽¹⁷⁾ 0 0
4/10/1917	H W 15 1
4/20/1918	A W 8 3
5/9/1918	H W ⁽⁸⁾ 7 0
3/25/1919	H L 0 2
4/10/1920	A L ⁽¹²⁾ 4 5
4/13/1921	H L 1 4
4/20/1921	A L 1 2
4/15/1922	A L 1 8
5/11/1922	H L 0 4
3/30/1923	H W 8 0
3/31/1923	A W 3 0
4/14/1923	A W 6 1
4/30/1923	H T ⁽¹³⁾ 3 3
4/15/1924	A L 1 4
4/22/1924	N2 L 4 11
5/3/1924	H L 3 7
4/11/1925	H L 3 7
4/22/1925	A L 4 7
3/25/1926	H L 5 9
3/27/1926	A L 1 2
4/27/1927	H W 6 5
5/12/1927	A L ⁽¹⁰⁾ 1 2
4/30/1928	A W ⁽¹⁰⁾ 8 6
5/9/1928	H W 7 2
4/20/1929	A W 10 3
4/27/1929	H W 6 1
4/15/1930	A W 4 3
4/22/1930	H W 7 6
3/27/1933	H W ⁽⁸⁾ 5 4
3/28/1933	H L ⁽⁶⁾ 9 11
4/13/1933	A L 4 6
4/14/1933	H W 4 1
5/1/1933	A W 9 8
5/2/1933	H L ⁽⁷⁾ 1 4
4/5/1934	H L 7 8
4/21/1934	A L 7 8
4/24/1935	A T ⁽¹⁰⁾ 4 4
5/7/1935 ⁽¹⁾	H W 3 2
5/7/1935 ⁽²⁾	H W ⁽⁷⁾ 1 0
4/16/1937	H L 2 5
5/10/1937	A W 14 8
4/28/1938	A L 7 14
5/11/1938	H L 4 6
5/12/1939	A W 9 7
5/13/1939	H W 8 4
4/18/1940	A T 13 13
5/1/1940	H W 16 9
4/11/1941	H W 9 0
4/18/1941	A L 5 7
4/27/1942	A L ⁽¹⁰⁾ 11 12
5/6/1942	H L 1 7
4/8/1943	A W 21 4
4/15/1943	H W 13 12
4/29/1943	H W 8 2
4/23/1946	A W 4 2
5/13/1946	H W 2 1
5/5/1947	H W 19 7
5/6/1947	A L 4 7
5/13/1947	H W 9 6
4/20/1947	A W 13 3
4/19/1948	H W 7 6
4/28/1948	A L 8 11

5/3/1948	H L 1 3
5/10/1948	A W 5 4
4/19/1949	H W 9 6
4/27/1949	A W 16 3
5/2/1949	H W ⁽¹⁰⁾ 6 5
5/10/1949	A W ⁽¹²⁾ 4 3
4/18/1950	H W 12 0
4/26/1950	A W 10 3
5/1/1950	H W 21 6
5/9/1950	A W 11 7
4/17/1951	H W 26 13
4/25/1951	A W 10 8
4/30/1951	H W 6 1
5/8/1951	A W 12 2
4/23/1952	H W 4 2
4/29/1952	A L ⁽¹⁵⁾ 4 5
5/5/1952 ⁽¹⁾	H W ⁽¹⁰⁾ 12 11
5/5/1952 ⁽²⁾	H W ⁽⁷⁾ 5 4
4/8/1953	A W 15 1
4/22/1953	H W ⁽¹⁴⁾ 13 12
4/25/1953	A L ⁽⁷⁾ 4 6
5/11/1953	N2 W 3 1
4/8/1954	A W 5 2
5/12/1954	H L 9 13
4/19/1955	A W 7 2
5/14/1955	H L 7 8
4/9/1956	A L 4 5
5/3/1956	H W 4 2
4/6/1957	H W 6 3
5/1/1957	A L 3 5
3/27/1958	A W 9 1
5/8/1958	H W 11 6
4/4/1959	A W 6 4
5/8/1959	H W 10 1
5/13/1960	H L 4 6
5/14/1960	A L ⁽¹¹⁾ 3 4
4/11/1961	H W 14 9
5/15/1961	A L ⁽⁶⁾ 4 5
5/2/1962	H W 7 3
5/15/1962	A W 11 1
5/7/1963	A W 6 5
5/15/1963	H W 11 6
5/6/1964	A W 1 0
5/13/1964	H L 9 10
4/6/1965	H W 11 9
5/15/1965	A W 4 3
4/25/1966	H W 18 6
5/17/1966	A W 6 3
4/5/1967	A W 7 3
4/17/1967	H W 6 5
3/26/1968	H W 20 4
4/11/1968	A W 12 4
4/1/1969	H W 12 5
4/26/1969	A W 10 3
5/21/1976	\$ N3 W 13 2
5/24/1976	\$ N3 W 6 2
3/10/1983	H W 8 2
3/22/1983	A W 11 2
4/10/1984	H L 7 9
3/25/1985	A W 19 10
5/13/1985	H W 13 1
4/1/1986	A W 9 7
4/16/1986	H W 6 3
4/6/1987	H W 4 1
3/2/1988	H W 15 3
3/23/1988	A W 12 7
3/15/1989	H W 3 0
4/11/1989	A W 4 0
4/4/1990	A W 10 2
4/11/1990	H W 17 6
4/2/1991	H W 16 6
4/23/1991	A W 8 3
5/17/1991	H W 7 2
5/18/1991	H W ⁽⁸⁾ 8 0
5/19/1991	H W 21 1
3/5/1992	H W 20 2
3/30/1993	H W 11 4
4/20/1993	A W 17 2
3/3/1994	H W 11 4
4/25/1995	H W 19 5

2005 CLEMSON BASEBALL



Game Results vs. 2005 Opponents

5/8/1996	H	W	13	4
4/8/1997	H	W	10	7
4/7/1998	H	W	18	0
4/13/1999	H	W	12	9
4/5/2000	H	W	3	2
2/28/2001	H	W	7	4
5/9/2001	A	W ⁽¹¹⁾	9	6
4/23/2002	H	W	18	7
5/8/2003	A	L	8	10
5/13/2003	H	L	9	12
5/11/2004	H	W	16	5

\$ - NCAA Regional; N1 - Greenwood, SC; N2 - Anderson, SC; N3 - Columbia, SC

Georgia

Overall: 93-111-2
at Clemson: 51-43-2
at Kingsmore Stadium: 31-8
at Georgia: 39-65
at Neutral: 3-3
NCAA Tournament Games: ... 1-2
One-Run Games: 26-32
Extra-Inning Games: 5-7-1
Under Jack Leggett: 16-9
Longest CU Win Streak: .. 7⁽¹⁹⁷¹⁻⁷³⁾
Longest UGA Win Streak: .. 11⁽¹⁹²⁴⁻²⁹⁾
Biggest CU Win: .. 25-2⁽¹⁹⁰¹⁾, 23-0⁽¹⁹⁴⁶⁾
Biggest UGA Win: 27-4⁽¹⁹³⁹⁾

Date	Site	W-L	CU	Op
5/16/1900	A	W	13	3
4/23/1901	H	W	25	2
4/17/1902	H	L	1	2
4/10/1903	A	W	13	8
4/23/1904	A	L ⁽¹²⁾	3	6
4/1/1905	H	L	2	3
5/13/1905	A	L	2	5
3/31/1906 ⁽¹⁾	A	L	2	9
3/31/1906 ⁽²⁾	A	L	3	4
4/13/1907	A	W	7	5
4/20/1907	H	L	0	2
5/8/1908	A	L	0	8
5/9/1908 ⁽¹⁾	A	L	0	6
5/9/1908 ⁽²⁾	A	L	0	7
4/2/1909	H	W	2	0
4/3/1909	H	W	10	3
4/1/1910	A	W	1	0
4/2/1910	A	L	0	5
3/27/1911	H	L	2	5
3/28/1911	H	L	0	3
3/29/1912	A	L	0	8
3/30/1912	A	L	1	5
4/4/1913	H	W	10	8
4/5/1913	H	L	4	10
3/27/1914	A	W	6	3
3/28/1914	A	L ⁽¹¹⁾	6	7
4/30/1915	H	L	3	6
5/1/1915	H	L	3	9
4/21/1916	A	L	1	4
4/22/1916	A	L ⁽¹¹⁾	4	6
4/20/1917	N1	W	2	1
4/21/1917	N1	L	2	3
5/9/1917	A	L	2	8
4/23/1918	H	W	6	5
4/24/1918	H	L	0	2
4/7/1919	A	L	0	1
4/10/1919	A	L	0	9
4/23/1919	H	L	6	7
4/24/1919	H	T ⁽¹¹⁾	2	2
4/2/1920	H	L	2	6
4/3/1920	H	L	0	3
5/14/1920	A	L	1	5
5/15/1920	A	L	0	8
3/25/1921	H	L ⁽¹⁰⁾	1	2
3/26/1921	H	L	2	10
4/6/1922	A	L	1	2
4/7/1922	A	L	1	2
4/6/1923	H	L	2	6
4/7/1923	H	W	2	1
3/28/1924	H	L	5	19

3/29/1924	H	L	4	11
3/30/1925	A	L	1	7
3/31/1925	A	L	0	6
3/28/1927	H	L	7	10
3/29/1927	H	L	8	10
4/22/1927	A	L	4	8
4/23/1927	A	L	0	9
3/22/1929	A	L	3	5
3/23/1929	A	L	2	4
4/5/1929	H	L	3	4
4/6/1929	H	W	9	7
3/24/1932	H	L	3	4
3/25/1932	H	L	8	11
3/24/1933	H	L	11	14
5/7/1934	N2	W	5	2
5/8/1934	N2	L	3	4
4/12/1935	A	L	0	2
4/13/1935	A	W	4	3
4/19/1935	H	W	7	2
4/20/1935	H	W	6	4
4/3/1936 ⁽¹⁾	H	L ⁽⁷⁾	0	6
4/3/1936 ⁽²⁾	H	L	3	8
5/8/1936	A	L	2	6
5/9/1936	A	W	5	4
4/2/1937	H	L	1	13
4/3/1937	H	W	3	2
5/3/1937	A	W	11	9
5/4/1937	A	W	6	1
4/8/1938	A	L	11	14
4/19/1938	H	L	5	7
4/3/1939	A	L	0	6
4/4/1939	A	L	4	27
4/10/1939	H	L	7	11
4/8/1941	H	L	7	12
4/15/1941	A	L	2	3
5/6/1941	N3	W	8	6
4/7/1942	A	L	6	13
4/14/1942	H	W ⁽¹²⁾	9	8
4/20/1943	A	W	8	1
5/1/1943	H	W	20	8
4/5/1946	H	W	23	0
4/6/1946	H	L	9	16
4/12/1946	N4	L ⁽¹¹⁾	8	9
4/13/1946	A	W	10	6
4/17/1947	H	W	7	2
4/21/1947	A	L	7	8
4/12/1948	A	L	2	5
4/4/1949	H	L	6	12
4/12/1950	A	L	5	8
4/17/1950	H	W	7	3
3/30/1959	A	W	8	2
4/28/1959	H	W	2	1
4/2/1960	H	W	11	10
4/25/1960	A	L	1	4
4/4/1961	A	W	5	3
3/20/1962	A	L	2	10
4/3/1962	H	W	6	3
4/8/1963	H	L	6	11
4/10/1963	A	L	2	5
4/9/1964	A	W	11	9
4/11/1964	H	L	8	10
3/20/1965	A	L	0	2
4/12/1965	H	L	4	8
3/19/1966	A	W	17	9
5/12/1966	H	T ⁽⁸⁾	3	3
4/10/1967	H	L	1	4
5/3/1967	A	W	2	1
4/2/1968	H	W ⁽¹¹⁾	3	2
5/6/1968	A	W ⁽¹⁰⁾	3	2
3/30/1969	H	W	10	1
4/9/1969	A	W	16	11
4/15/1970	H	W	4	1
5/6/1970	A	L ⁽¹²⁾	10	11
4/7/1971	A	W	8	4
4/14/1971	H	W	10	3
4/12/1972	A	W	12	4
4/18/1972	A	W	12	3
5/2/1972	H	W	4	0
4/5/1973	H	W	12	3
4/11/1973	A	W	6	5

4/23/1973	H	L	5	7	
4/2/1974	H	W	3	0	
4/10/1974	A	L	4	5	
4/16/1974	H	W	6	3	
3/23/1975	A	W	11	1	
4/15/1975	H	W	10	1	
3/8/1976	A	L	3	4	
4/6/1976	H	W	5	2	
4/14/1976	A	W	10	3	
3/3/1977	A	W	2	1	
4/6/1977	H	W	2	0	
4/5/1978 ⁽¹⁾	A	W ⁽⁷⁾	11	6	
4/5/1978 ⁽²⁾	A	L ⁽⁷⁾	5	6	
2/28/1979	H	W	12	2	
4/16/1979	A	L	14	15	
2/27/1980	H	W	22	7	
3/1/1980	A	W	8	5	
3/5/1981	A	W	19	16	
3/31/1981	H	L	2	3	
4/8/1981	A	L	20	22	
3/2/1982	H	L	3	7	
4/6/1982	A	L	10	11	
4/13/1982	H	L	5	8	
4/6/1983	A	W	13	7	
4/12/1983	A	L	5	11	
4/27/1983	H	W	6	3	
3/11/1984	H	L	6	9	
4/24/1984	A	L	11	14	
4/25/1984	H	W	5	2	
3/26/1985	A	L	11	14	
4/24/1985	A	L	4	11	
4/30/1985	H	L	3	4	
4/2/1986	H	W	5	4	
4/9/1986	A	L	6	13	
4/10/1986	H	W	18	2	
4/1/1987	H	W	3	2	
4/2/1987	A	L	7	11	
2/25/1988	H	W	13	12	
3/22/1988	A	L	7	8	
4/18/1989	A	L	5	6	
4/25/1989	H	W ⁽¹²⁾	3	2	
3/28/1990	A	L	8	9	
4/9/1991	H	W	4	3	
4/10/1991	A	W	9	1	
4/24/1991	H	W	11	8	
3/31/1992	A	W	8	4	
4/1/1992	H	L	2	3	
4/22/1992	A	W	9	1	
3/31/1993	A	W	6	2	
4/14/1993	H	W	8	6	
5/11/1993	H	L	2	4	
3/9/1994	A	W	9	2	
4/5/1994	H	W	6	3	
4/19/1994	A	W	10	6	
4/5/1995	A	L	7	8	
4/11/1995	H	W	5	4	
4/2/1996	H	W	5	4	
4/16/1996	A	L	2	6	
4/1/1997	A	L	2	3	
3/31/1998	H	W ⁽¹⁰⁾	5	4	
4/22/1998	A	W	9	2	
3/23/1999	H	W	17	5	
3/30/1999	A	W	7	6	
3/29/2000	A	L	6	10	
4/11/2000	H	W	9	7	
3/28/2001	A	L	4	8	
4/17/2001	H	W	10	4	
4/9/2002	A	L	4	5	
4/10/2002	H	W	6	5	
3/26/2003	H	W	7	3	
4/22/2003	A	L	3	9	
3/30/2004	A	W	6	2	
3/31/2004	H	W	19	4	
6/5/2004	\$	A	L	3	6
6/6/2004 ⁽¹⁾	\$	A	W	10	9
6/6/2004 ⁽²⁾	\$	A	L ⁽¹⁰⁾	6	7

\$ - NCAA Regional; N1 - Anderson, SC; N2 - Gainesville, GA; N3 - Elberton, GA; N4 - Thomson, GA; N5 -

\$ - NCAA Regional; N1 - Anderson, SC; N2 - Gainesville, GA; N3 - Elberton, GA; N4 - Thomson, GA

Georgia Tech

Overall:	89-88-3			
at Clemson:	38-18-1			
at Kingsmore Stadium:	28-11			
at Georgia Tech:	38-64-2			
at Neutral:	13-6			
ACC Regular-Season Games: ..	37-29			
ACC Tournament Games:	11-8			
NCAA Tournament Games: ...	2-0			
One-Run Games:	18-18			
Extra-Inning Games:	10-5			
Under Jack Leggett :	23-18			
Longest CU Win Streak: ..	8 ⁽¹⁹⁷⁴⁻⁷⁸⁾			
Longest GAT Win Streak: ..	13 ⁽¹⁹¹²⁻²²⁾			
Biggest CU Win:	24-4 ⁽¹⁹⁹⁹⁾			
Biggest GAT Win:	20-4 ⁽¹⁹⁹⁴⁾			
Date	Site	W-L	CU	Op
4/12/1902	A	L	4	12
4/11/1903	A	W	5	1
4/22/1904	A	W	4	1
4/23/1904	A	L	3	4
5/14/1904	H	W	11	1
4/22/1905 ⁽¹⁾	A	L	4	5
4/22/1905 ⁽²⁾	A	W	5	3
3/24/1906	A	L	1	3
4/30/1906	H	L	0	6
4/5/1907	A	L	2	4
4/6/1907	A	T	2	2
4/3/1908	A	L	2	4
4/4/1908	A	L ⁽¹¹⁾	4	5
5/13/1910	A	L	0	5
5/14/1910 ⁽¹⁾	A	L ⁽⁷⁾	0	4
5/14/1910 ⁽²⁾	A	L ⁽⁷⁾	3	11
4/12/1912	A	W	6	4
4/13/1912	A	L	2	4
3/28/1913	A	L	0	3
3/29/1913	A	L	1	3
4/25/1917	H	L	2	3
4/26/1917	H	L	1	5
4/5/1919 ⁽¹⁾	A	L	0	5
4/5/1919 ⁽²⁾	A	L ⁽⁷⁾	3	9
4/23/1920	A	L	1	2
4/24/1920	A	L ⁽¹⁰⁾	4	5
4/1/1921	A	L	0	7
4/2/1921	A	L	0	10
3/24/1922	A	L	4	9
3/25/1922	A	L	2	6
4/1/1922	A	W	7	6
3/20/1925	A	L	0	4
3/21/1925	A	L	0	6
3/19/1926	A	L	2	5
3/20/1926	A	W ⁽¹⁰⁾	6	5
3/18/1927	A	L	5	11
3/19/1927	A	L	1	10
3/23/1928	A	L	4	14
3/24/1928	A	L	5	7
4/12/1929	A	L	2	5
4/13/1929	A	W	7	4
3/28/1930	A	L	9	10
3/29/1930	A	L	1	4
4/5/1935	H	W	4	0
4/26/1935	A	W	10	2
4/27/1935 ⁽¹⁾	A	L	0	6
4/27/1935 ⁽²⁾	A	L ⁽⁷⁾	1	2
4/24/1943	A	W	5	4
5/7/1943	H	L	6	14
5/8/1943	H	W ⁽¹⁰⁾	11	10
4/15/1955	A	L	4	6
4/16/1955	A	W	8	4
4/18/1956	H	L	6	21
4/25/1956	A	L	1	2
5/6/1957	A	W	5	0
5/7/1957	H	W ⁽¹⁰⁾	7	6
4/8/1958	A	L	1	8
6/4/1959	\$ N1	W	9	6
3/31/1960	H	W	10	0
5/2/1961	A	W	15	5
4/21/1962 ⁽¹⁾	A	W	9	6
4/21/1962 ⁽²⁾	A	W ⁽⁷⁾	18	4
3/27/1963	A	W	6	6

Game Results vs. 2005 Opponents

4/28/1995	* H	W	8	5
4/29/1995	* H	W	6	1
4/30/1995	* H	W	6	5
5/10/1996	* A	W ⁽¹⁰⁾	9	8
5/11/1996	* A	L	0	4
5/12/1996	* A	W	9	2
5/16/1996	+ N2	W	6	1
4/25/1997	* H	W	7	4
4/26/1997	* H	L	4	19
5/15/1997	+ N5	W	7	4
5/3/1998	* A	L	6	7
5/4/1998	* A	L	7	9
5/5/1998	* A	L	5	14
5/14/1998	+ N3	L	6	10
4/23/1999	* H	W	24	4
4/24/1999	* H	W	13	8
4/25/1999	* H	W	6	5
4/28/2000	* A	L	4	7
4/29/2000	* A	L	7	9
4/30/2000	* A	W	13	12
5/19/2000	+ N6	L	8	9
5/20/2000	+ N6	L	4	8
4/20/2001	* H	W	3	0
4/21/2001	* H	W	5	1
4/22/2001	* H	L	3	5
5/4/2002	* A	W	12	9
5/5/2002	* A	L	6	15
5/6/2002	* A	L	0	11
5/22/2002	+ N5	W	10	0
6/16/2002	! N7	W	9	7
4/25/2003	* H	W ⁽¹⁰⁾	9	7
4/26/2003	* H	W	10	5
4/27/2003	* H	W	11	3
5/14/2004	* A	L	3	8
5/15/2004	* A	L	3	11
5/16/2004	* A	L	4	8
5/27/2004	+ N8	L ⁽¹³⁾	7	11

Maryland				
Overall:	100-35		
at Clemson:	58-6		
at Kingsmore Stadium:	48-1		
at Maryland:	31-25		
at Neutral:	11-4		
ACC Regular-Season Games:	..	87-32		
ACC Tournament Games:	...	12-0		
One-Run Games:	17-12		
Extra-Inning Games:	6-3		
Under Jack Leggett:	31-4		
Longest CU Win Streak:	..	17 ⁽¹⁹⁸³⁻⁸⁹⁾		
Longest UMD Win Streak:	..	5 ⁽¹⁹⁵⁰⁻⁵⁵⁾		
Biggest CU Win:	22-4 ⁽¹⁹⁹³⁾		
Biggest UMD Win:	20-5 ⁽¹⁹⁶⁰⁾		
Date	Site	W-L	CU	Op
4/3/1923	H	W	6	2
5/27/1950	N1	L	2	3
5/8/1954 ⁽¹⁾	* A	L	2	3
5/8/1954 ⁽²⁾	* A	L	0	3
4/12/1955 ⁽¹⁾	* H	L	4	18
4/12/1955 ⁽²⁾	* H	L ⁽⁷⁾	2	11
4/2/1956	* A	W ⁽¹⁰⁾	6	4
3/30/1957	* H	W	6	3
5/10/1957	* A	L	2	4
4/5/1958	* H	W	6	2
4/15/1958	* A	W	13	4
3/28/1959	+ N2	W	9	2
4/14/1959	* A	L	3	7
4/9/1960	* H	L	5	20
4/1/1961	* H	W	9	8
4/21/1961	* A	L	7	9
4/7/1962	* H	W	3	2
4/14/1962	* A	W	3	2

4/15/1963	* A	L	1	2
4/16/1963	* A	W ⁽¹³⁾	7	3
3/30/1964	* H	L	3	6
3/31/1964	* H	W	11	8
4/16/1965	* A	L	1	6
4/17/1965	* A	L	1	2
4/8/1966	* H	W	11	2
4/9/1966	* H	W	12	7
5/12/1967	* A	W	2	1
5/13/1967	* A	W	8	4
4/20/1968 ⁽¹⁾	* H	W ⁽⁷⁾	3	1
4/20/1968 ⁽²⁾	* H	L ⁽⁷⁾	2	7
5/14/1968	* A	L	0	1
4/12/1969	* H	W	7	0
5/17/1969 ⁽¹⁾	* A	L ⁽⁷⁾	2	3
5/17/1969 ⁽²⁾	* A	W ⁽⁷⁾	7	5
4/18/1970	* A	L	1	5
5/9/1970 ⁽¹⁾	* H	W ⁽⁷⁾	3	1
5/9/1970 ⁽²⁾	* H	W ⁽⁷⁾	9	1
5/22/1970	+ N3	L	3	4
5/8/1971	* H	W ⁽¹⁰⁾	3	2
5/9/1971	* H	W	4	1
5/16/1971	+ N3	L	0	4
5/10/1972 ⁽¹⁾	* A	L	2	3
5/10/1972 ⁽²⁾	* A	L ⁽⁷⁾	0	3
3/16/1973	* H	W ⁽⁸⁾	3	0
4/16/1973	* A	W	10	0
3/15/1974	* H	W	3	2
4/14/1974	* A	W	8	5
3/28/1975	* A	L	3	6
4/13/1975	* H	W	5	2
3/11/1976	* H	W	6	0
4/18/1976	* H	W	8	6
4/24/1976	+ H	W	2	1
4/25/1976	+ H	W	3	2
4/14/1977	* A	L ⁽¹⁰⁾	9	12
4/15/1977	* A	W	9	6
4/15/1978	* H	W	17	8
4/16/1978	* H	W	8	7
4/28/1979 ⁽¹⁾	* A	W ⁽⁷⁾	5	3
4/28/1979 ⁽²⁾	* A	L ⁽⁷⁾	2	6
4/19/1980	* H	W	1	0
4/20/1980	* H	W	5	2
4/24/1980	+ N3	W	9	4
4/16/1981	* A	L	11	21
4/17/1981	* A	L	6	10
4/15/1982	* H	W	15	2
4/16/1982	* H	W ⁽¹³⁾	4	3
3/20/1983 ⁽¹⁾	* A	L ⁽⁷⁾	2	5
3/20/1983 ⁽²⁾	* A	W ⁽⁷⁾	8	3
3/9/1984	* H	W	5	4
3/10/1984	* H	W	5	2
4/20/1984	+ N4	W	12	1
3/30/1985 ⁽¹⁾	* A	W ⁽⁷⁾	7	1
3/30/1985 ⁽²⁾	* A	W ⁽⁷⁾	6	0
4/17/1985	+ N5	W	17	12
3/27/1986	* H	W	23	8
3/28/1986	* H	W	9	2
5/16/1986	+ N4	W ⁽¹⁰⁾	7	2
3/23/1987	* H	W	14	5
5/5/1987	* A	W	8	1
5/6/1987	* A	W	9	7
3/21/1988 ⁽¹⁾	* H	W ⁽⁷⁾	6	0
3/21/1988 ⁽²⁾	* H	W ⁽⁷⁾	5	4
5/13/1988	+ N6	W	9	0
3/18/1989	* H	W	16	3
4/16/1989 ⁽¹⁾	* A	L ⁽¹²⁾	4	5
4/16/1989 ⁽²⁾	* A	L ⁽⁵⁾	3	4
5/13/1989	+ N6	W	8	0
3/17/1990 ⁽¹⁾	* H	W ⁽⁷⁾	10	1
3/17/1990 ⁽²⁾	* H	W ⁽⁷⁾	7	1
3/18/1990	* H	W	8	1
4/19/1991	* A	W	11	4
4/20/1991	* A	W	7	2
4/21/1991	* A	W	17	2
5/11/1991	+ N6	W	13	1
3/13/1992	* H	W	15	3
3/14/1992	* H	W	10	1
3/15/1992	* H	L	9	10
4/17/1993	* A	W	6	2

4/18/1993	* N7	L	4	8
4/19/1993	* A	W	22	4
3/11/1994	* H	W	7	5
3/12/1994	* H	W	18	2
3/13/1994	* H	W	6	5
5/18/1994	+ N6	W	7	1
3/24/1995	* A	W ⁽¹²⁾	4	3
3/25/1995	* A	W	11	3
3/26/1995	* A	W	12	2
5/17/1995	+ N6	W	10	0
3/22/1996	* H	W	4	0
3/23/1996	* H	W	7	0
3/24/1996	* H	W	16	6
3/21/1997	* A	L	1	13
3/22/1997	* A	W	17	10
3/23/1997	* A	L ⁽¹⁰⁾	6	7
3/20/1998	* H	W	5	3
3/21/1998	* H	W	19	6
3/22/1998	* H	W	15	6
3/19/1999	* A	W	8	6
3/20/1999	* A	W	9	2
5/21/1999	+ N4	W	7	6
3/17/2000	* H	W	8	6
3/18/2000 ⁽¹⁾	* H	W	9	3
3/18/2000 ⁽²⁾	* H	W	11	2
3/16/2001	* A	W	8	6
3/17/2001	* A	W	9	6
3/18/2001	* A	W	7	0
3/29/2002	* H	W	13	6
3/30/2002	* H	W	16	7
3/31/2002	* H	W	7	2
4/19/2003 ⁽¹⁾	* A	L	6	9
4/19/2003 ⁽²⁾	* A	L	4	8
4/20/2003	* A	W	20	5
4/2/2004	* H	W	3	2
4/3/2004	* H	W	9	2
4/4/2004	* H	W	8	2

Miami (FL)				
Overall:	13-21-1		
at Clemson:	3-3		
at Kingsmore Stadium:	3-3		
at Miami:	6-11-1		
at Neutral:	4-7		
NCAA Tournament Games:	...	3-9		
One-Run Games:	3-4		
Extra-Inning Games:	1-0		
Under Jack Leggett:	5-9		
Longest CU Win Streak:	..	4 ⁽¹⁹⁸⁶⁻⁸⁷⁾		
Longest MIA Win Streak:	..	5 ⁽¹⁹⁷⁸⁻⁸⁶⁾		
Biggest CU Win:	8-2 ⁽¹⁹⁸⁷⁾		
Biggest MIA Win:	14-5 ⁽¹⁹⁹⁶⁾		
Date	Site	W-L	CU	Op
5/21/1977	\$ A	W	7	2
5/22/1977 ⁽¹⁾	\$ A	L	3	10
5/22/1977 ⁽²⁾	\$ A	W	10	9
5/19/1978	\$ A	W	8	5
5/21/1978	\$ A	L	5	7
5/19/1979	\$ A	L	1	2
5/20/1979	\$ A	L	1	4
5/31/1980	! N1	L	5	13
5/9/1986	N2	L	5	6
5/10/1986	N2	W	7	4
5/11/1986	N2	W	9	5
3/20/1987	A	W	8	2
3/21/1987	A	W	11	9
3/22/1987	A	T	10	10
4/28/1989	H	L	5	11
4/29/1989	H	L	2	10
4/30/1989	H	W	5	4
5/20/1989	N3	L	0	2
3/22/1990	A	L	2	9
3/23/1990	A	L	5	11

3/24/1990	A	L	1	2
4/29/1994	H	W	7	5
4/30/1994	H	L	3	6
5/1/1994	H	W ⁽¹²⁾	9	8
5/12/1995	A	L	6	7
5/13/1995	A	W	7	5
5/14/1995	A	L	4	8
5/31/1996	! N1	L	3	7
6/5/1996	! N1	L	5	14
4/2/1999	N4	L	3	5
4/3/1999	N4	W	7	5
4/4/1999	N4	L	11	14
1/29/2000	N5	W	4	0
6/1/2001	¶ A	L	8	10
6/2/2001	¶ A	L	6	14

North Carolina				
Overall:	91-69-1		
at Clemson:	42-22-1		
at Kingsmore Stadium:	34-8		
at North Carolina:	35-36		
at Neutral:	14-11		
ACC Regular-Season Games:	..	72-51		
ACC Tournament Games:	...	15-11		
One-Run Games:	31-22		
Extra-Inning Games:	10-4		
Under Jack Leggett:	26-13		
Longest CU Win Streak:	..	8 ⁽¹⁹⁷²⁻⁷⁵⁾		
Longest UNC Win Streak:	..	4 ^(1902-48,55-57,90)		
Biggest CU Win:	20-1 ⁽¹⁹⁹⁵⁾		
Biggest UNC Win:	14-0 ⁽¹⁹⁰¹⁾		

Date	Site	W-L	CU	Op
4/6/1901	N1	L	0	14
5/8/1901	H	T ⁽⁸⁾	2	2
3/29/1902	N1	L	5	16
4/5/1918	H	L	1	2
5/11/1940	H	L	4	10
4/9/1948	H	L	1	12
4/27/1951	A	W	4	3
4/25/1952	H	L	3	4
4/3/1953	A	L	4	5
4/30/1954	* H	W ⁽¹⁰⁾	4	3
5/1/1954	* H	L	8	10
4/23/1955	* A	W	4	3
5/7/1955	* H	L	8	11
4/21/1956	* A	L	2	4
4/30/1956	* H	L	9	18
4/17/1957	* A	L	1	2
4/29/1957	* H	W	4	3
4/9/1958	* H	W	2	1
4/25/1958	* A	L	1	2
5/19/1958	^ N2	W	4	1
4/6/1959	* H	L	3	6
4/24/1959	* A	W	2	1
5/18/1959	^ N2	W	9	7
4/15/1960	* A	W	4	0
5/9/1960	* H	L	3	6
4/14/1961	* H	L	9	17
4/28/1961	* A	L	2	9
5/13/1961	% N3	W	7	4
4/27/1962	* A	L	5	11
5/11/1962	* H	W	11	4
4/20/1963	* H	W	8	2
5/11/1963	* A	L	4	6
4/18/1964	* A	L	3	4
5/9/1964	* H	L	5	12
4/9/1965	* H	W	6	5
4/30/1965	* A	L ⁽¹³⁾	3	4
4/15/1966	* A	L	1	6
4/30/1966	* H	L ⁽⁸⁾	3	5
4/7/1967	* H	W	6	1
5/8/1967	* A	W	2	0
4/13/1968 ⁽¹⁾	* H	L ⁽⁷⁾	1	2
4/13/1968 ⁽²⁾	* H	W ⁽⁷⁾	4	0

Game Results vs. 2005 Opponents

4/22/1994	*	A	W	11	1
4/23/1994	*	A	L	0	5
4/24/1994	*	A	W	3	2
3/31/1995	*	H	W	3	2
4/1/1995	*	H	W	20	1
4/2/1995	*	H	L	8	11
5/18/1995	+	N7	W	6	4
4/12/1996	*	A	W	11	1
4/13/1996	*	A	W	7	5
4/14/1996	*	A	W	7	2
5/4/1997	*	H	W	17	2
5/5/1997	*	H	W	11	10
5/6/1997	*	H	W	5	4
5/9/1998 ⁽¹⁾	*	A	L	9	12
5/9/1998 ⁽²⁾	*	A	W	8	1
5/10/1998	*	A	W	7	6
5/13/1998	+	N4	L	1	4
5/9/1999	*	H	W	20	7
5/10/1999	*	H	W	5	4
5/11/1999	*	H	L	5	7
3/31/2000	*	A	L	0	6
4/1/2000	*	A	W	10	2
4/2/2000	*	A	L	2	5
4/27/2001	*	H	W	6	3
4/28/2001	*	H	W	10	9
4/29/2001	*	H	L	0	4
5/17/2001	+	N8	W	7	6
4/12/2002	*	A	W	11	7
4/13/2002	*	A	W	4	2
4/14/2002	*	A	L	5	12
5/10/2003	*	H	L	4	9
5/11/2003	*	H	W	10	5
5/12/2003	*	H	W	5	2
5/22/2003	+	N9	L	2	10
4/16/2004	*	A	W	2	1
4/17/2004	*	A	L	0	4
4/18/2004	*	A	W	10	4
5/26/2004	+	N9	W	7	6
5/28/2004	+	N9	L	5	6

* - ACC regular-season game; ^ - ACC Playoffs; % - not counted in ACC standings; + - ACC Tourney; N1 - Charlotte, NC; N2 - Gastonia, NC; N3 - Belmont, NC; N4 - Durham, NC; N5 - Raleigh, NC; N6 - Atlanta, GA; N7 - Greenville, SC; N8 - Fort Mill, SC; N9 - Salem, VA

N.C. State

Overall: 92-62-1
at Clemson: 47-21-1
at Kingsmore Stadium: 34-13
at N.C. State: 34-31
at Neutral: 11-10
ACC Regular-Season Games: ... 72-49
ACC Tournament Games: ... 15-9
One-Run Games: 19-19
Extra-Inning Games: 6-4-1
Under Jack Leggett: 26-12
Longest CU Win Streak: .. 10⁽¹⁹⁷⁶⁻⁷⁹⁾
Longest NCS Win Streak: .. 5^(1959-61,85-87)
Biggest CU Win: 41-9⁽¹⁹⁷⁹⁾
Biggest NCS Win: 20-5⁽¹⁹⁹³⁾

Date	Site	W-L	CU	Op
5/4/1921	H	W	12	1
4/21/1926	H	W	11	5
5/9/1927	H	W	7	0
4/7/1934	H	T	11	7
3/30/1935	A	L	1	5
5/1/1936	H	L	5	12
3/25/1947	H	W	10	9
5/16/1949	N1	L	1	6
4/28/1951	A	L	5	7
4/4/1953	A	W	8	4
4/2/1954	*	H	W	5
4/3/1954	*	H	W	8
4/2/1955	*	H	L	7
4/26/1955	*	A	W	12
4/13/1956	*	H	L	7
5/8/1956	*	A	L	1

4/12/1957	*	H	L	5	6
4/22/1957	*	A	L	2	8
4/16/1958	*	A	W	6	5
5/3/1958	*	A	W	15	11
4/7/1959	*	H	L	7	8
5/2/1959	*	A	L	2	9
4/16/1960	*	A	L	0	5
5/10/1960	*	H	L	7	8
4/29/1961 ⁽¹⁾	*	A	L	1	2
4/29/1961 ⁽²⁾	*	A	W	11	6
4/28/1962	*	A	W	9	2
5/12/1962	*	H	L	0	1
4/19/1963	*	H	W	14	7
5/10/1963	*	A	W	12	11
4/17/1964	*	A	L	2	3
5/8/1964	*	H	W	9	4
4/10/1965	*	H	L	5	8
5/1/1965	*	A	W	6	4
4/16/1966	*	A	L	6	7
5/16/1966	*	H	W	8	7
4/8/1967	*	H	W	9	6
5/9/1967	*	A	W	8	5
4/12/1968	*	H	W	14	7
5/3/1968 ⁽¹⁾	*	A	L	2	4
5/3/1968 ⁽²⁾	*	A	L	1	6
4/4/1969 ⁽¹⁾	*	H	W	5	3
4/4/1969 ⁽²⁾	*	H	W	3	0
5/12/1969	*	A	L	1	7
4/10/1970	*	H	W	2	0
5/12/1970 ⁽¹⁾	*	A	W	7	2
5/12/1970 ⁽²⁾	*	A	L	2	3
3/28/1971	*	N2	L	0	3
4/11/1971	*	A	W	4	0
4/2/1972	*	A	W	7	2
4/15/1972 ⁽¹⁾	*	H	W	7	0
4/15/1972 ⁽²⁾	*	H	L	2	3
4/13/1973 ⁽¹⁾	*	A	W	8	1
4/13/1973 ⁽²⁾	*	A	L	1	7
4/22/1973 ⁽¹⁾	+	N3	L	10	4
4/22/1973 ⁽²⁾	+	N3	L	2	3
4/7/1974	*	A	W	2	1
4/21/1974	*	H	W	5	0
4/28/1974 ⁽¹⁾	+	A	W	12	5
4/28/1974 ⁽²⁾	+	A	L	6	8
4/5/1975	*	H	W	6	5
4/6/1975	*	H	L	1	3
4/27/1975	+	N3	L	2	3
4/3/1976	*	A	W	7	4
4/4/1976	*	A	W	8	0
4/2/1977	*	H	W	7	3
4/22/1977	+	H	W	10	3
4/24/1977	+	H	W	14	6
3/19/1978	*	A	W	4	0
4/18/1978	*	A	W	2	1
4/22/1978	+	H	W	12	1
3/31/1979	*	H	W	8	1
4/7/1979	*	A	W	41	9
4/6/1980	*	H	L	3	6
4/25/1980	+	A	W	5	4
4/11/1981 ⁽¹⁾	*	H	W	6	1
4/11/1981 ⁽²⁾	*	H	W	2	0
3/17/1982	*	A	W	9	6
4/4/1982	*	H	L	13	16
4/3/1983	*	A	L	4	6
4/10/1983	*	H	L	4	8
4/21/1983	+	N3	W	8	1
3/31/1984	*	H	L	2	5
4/7/1984	*	A	W	15	7
4/6/1985	*	H	W	7	1
4/14/1985	*	A	L	4	9
4/12/1986	*	A	L	8	12
4/20/1986	*	H	L	2	6
5/17/1986	+	N4	L	4	6
4/4/1987 ⁽¹⁾	*	H	L	7	6
4/4/1987 ⁽²⁾	*	H	W	15	5
4/25/1987	*	N3	W	9	8
5/15/1987	+	N5	W	8	0
5/16/1987	+	N5	L	7	11
4/3/1988	*	H	W	9	8
5/6/1988	*	A	L	3	6

5/7/1988	*	A	L	8	9
3/24/1989	*	A	W	6	4
5/6/1989	*	H	W	11	3
5/7/1989	*	H	W	13	6
5/16/1989	+	N5	W	9	2
4/13/1990	*	H	W	6	3
4/14/1990	*	H	W	20	4
4/15/1990	*	H	W	6	5
5/15/1990	+	N5	L	5	6
4/12/1991	*	A	W	14	3
4/13/1991	*	A	L	7	8
4/14/1991	*	A	W	16	6
4/10/1992	*	H	W	6	2
4/11/1992	*	H	L	3	6
4/12/1992	*	H	W	3	2
5/12/1992	+	N5	L	1	11
5/13/1992	+	N5	L	3	7
4/9/1993	*	A	W	4	1
4/10/1993	*	A	L	5	20
4/11/1993	*	A	L	12	13
5/19/1993	+	N5	W	11	7
4/8/1994	*	H	W	10	8
4/9/1994	*	H	W	9	5
4/10/1994	*	H	W	10	6
5/19/1994	+	N5	W	17	5
4/14/1995	*	A	W	17	15
4/15/1995	*	A	W	13	1
4/16/1995	*	A	W	13	4
5/20/1995	+	N5	W	16	7
4/25/1996	*	H	L	6	18
4/26/1996	*	H	W	14	0
4/27/1996	*	H	L	10	1
4/18/1997	*	A	L	9	16
4/19/1997	*	A	L	4	17
4/20/1997	*	A	L	7	9
5/17/1997	+	N6	W	11	6
4/17/1998	*	H	W	12	11
4/18/1998	*	H	W	17	6
5/14/1999	*	A	L	9	19
5/15/1999	*	A	L	4	7
5/16/1999	*	A	W	7	4
5/19/1999	+	N4	W	7	6
4/7/2000	*	H	L	1	5
4/8/2000	*	H	W	9	0
4/9/2000	*	H	W	8	4
5/5/2001 ⁽¹⁾	*	A	W	7	6
5/5/2001 ⁽²⁾	*	A	L	3	4
5/6/2001	*	A	W	10	2
4/5/2002	*	H	W	6	4
4/6/2002	*	H	L	0	3
4/7/2002	*	H	W	10	2
5/24/2002	+	N6	W	5	3
3/28/2003	*	A7	L	2	3
3/29/2003 ⁽¹⁾	*	A7	L	2	12
3/29/2003 ⁽²⁾	*	A7	W	12	10
4/23/2004	*	H	W	2	1
4/24/2004	*	H	W	4	3
4/25/2004	*	H	W	9	6
5/28/2004	+	N8	W	12	1

* - ACC regular-season game; + - ACC Tournament; N1 - Laurinburg, NC; N2 - Columbia, SC; N3 - Chapel Hill, NC; N4 - Durham, NC; N5 - Greenville, SC; N6 - Saint Petersburg, FL; A7 - Kinston, NC; N8 - Salem, VA

Old Dominion

Overall: 30-6
at Clemson: 27-5
at Kingsmore Stadium: 27-5
at Old Dominion: 3-1
NCAA Tournament Games: ... 2-0
One-Run Games: 6-1
Extra-Inning Games: 1-1
Under Jack Leggett: 17-1
Longest CU Win Streak: .. 19⁽¹⁹⁸⁹⁻⁰¹⁾
Longest ODU Win Streak: .. 2⁽¹⁹⁸³⁻⁸⁴⁾
Biggest CU Win: 18-2⁽²⁰⁰³⁾
Biggest ODU Win: 6-3⁽¹⁹⁸⁴⁾

Date	Site	W-L	CU	Op
3/5/1983	H	L	2	4
3/1/1984	H	L	3	6
3/2/1984	H	W	6	3
3/7/1985	H	L	4	6
3/8/1985	H	W	8	2
3/5/1986	H	W	5	4
3/11/1986	H	L	1	2
3/3/1987	H	W	9	8
3/4/1987	H	W	4	1
3/7/1988	H	W	15	2
3/8/1988	H	W	7	1
3/9/1988	H	W	10	2
3/6/1989	H	L	10	1
3/7/1989	H	W	6	3
3/8/1989	H	W	15	3
3/6/1990	H	W	5	3
3/7/1990	H	W	6	5
3/8/1990	H	W	8	1
5/28/1994	\$	H	W	6
3/4/1995 ⁽¹⁾	H	W	10	5
3/4/1995 ⁽²⁾	H	W	12	6
3/5/1995	H	W	7	1
3/21/1995	A	W	9	7
3/22/1995	A	W	4	2
5/24/1996	\$	H	W	5
2/20/1998	H	W	5	4
2/21/1998	H	W	11	10
2/22/1998	H	W	12	7
2/18/2000	H	W	5	0
2/19/2000	H	W	3	1
2/20/2000	H	W	10	2
3/20/2001	A	W	11	1
3/21/2001	A	L	8	10
3/7/2003	H	W	2	0
3/8/2003	H	W	5	1
3/9/2003	H	W	18	2

\$ - NCAA Regional

South Carolina

Overall: 157-108-2
at Clemson: 88-37
at Kingsmore Stadium: 41-20
at South Carolina: 63-68-2
at Neutral: 6-3
ACC Regular-Season Games: ... 29-9-1
NCAA Tournament Games: ... 3-2
One-Run Games: 32-34
Extra-Inning Games: 7-9-2
Under Jack Leggett: 22-17
Longest CU Win Streak: .. 12⁽¹⁹⁶¹⁻⁶⁶⁾
Longest USC Win Streak: .. 7⁽¹⁹⁸³⁻⁸⁵⁾
Biggest CU Win: 18-1⁽¹⁹⁶⁵⁾
Biggest USC Win: 38-16⁽¹⁹⁹⁷⁾

Date	Site	W-L	CU	Op
5/12/1899	A	W	21	8
5/12/1900	A	W	5	4
5/11/1901	A	W	12	4
4/26/1902	A	W	3	1
3/30/1907	H	W	4	2
4/29/1907	A	L	2	6
4/9/1908	H	L	2	4
5/7/1909	A	L	0	3

Game Results vs. 2005 Opponents

5/4/1954	*	H	W	2	0
4/30/1955	*	H	L	3	4
5/11/1955	*	A	L	2	9
4/27/1956	*	A	W	5	1
5/11/1956	*	H	L	3	12
4/27/1957	*	A	L	3	4
5/14/1957	*	H	W	10	6
4/21/1958	*	H	W	5	3
5/9/1958	*	A	W	9	2
4/3/1959	*	A	W	11	0
5/12/1959	*	H	W	10	1
4/23/1960	*	H	W	12	10
5/5/1960	*	A	L	1	2
4/18/1961	*	H	W	21	5
4/25/1961	*	A	W	3	1
4/24/1962	*	A	W	5	4
5/8/1962	*	H	W	27	17
3/23/1963	*	H	W	9	2
5/14/1963	*	A	W	5	1
4/28/1964	*	A	W	4	2
5/12/1964	*	H	W	5	3
5/4/1965	*	H	W	18	1
5/13/1965	*	A	W	9	3
4/26/1966	*	H	W	11	6
5/19/1966	*	A	W	8	2
4/11/1967	*	A	L	1	4
4/18/1967	*	H	W	8	1
4/16/1968	*	H	W	6	5
5/7/1968 ⁽¹⁾	*	A	W ⁽⁷⁾	1	0
5/7/1968 ⁽²⁾	*	A	L ⁽⁷⁾	3	4
4/16/1969	*	A	T ⁽¹³⁾	4	4
5/6/1969 ⁽¹⁾	*	H	L ⁽⁷⁾	1	2
5/6/1969 ⁽²⁾	*	H	W ⁽⁷⁾	7	3
4/14/1970 ⁽¹⁾	*	A	L ⁽⁷⁾	1	2
4/14/1970 ⁽²⁾	*	A	W ⁽⁷⁾	2	1
5/5/1970	*	H	W	4	0
4/25/1971	*	H	W	8	2
5/4/1971	*	A	W	8	4
4/4/1972	*	H	W	8	0
4/5/1972		A	L	1	2
4/21/1972		N3	W	5	2
4/4/1973		A	W	4	2
4/10/1973		H	L	1	3
4/28/1973		N4	W	9	5
3/28/1974		H	L	0	3
4/16/1975		A	L	2	6
4/2/1976		A	W	10	6
4/13/1976		H	L	3	4
5/22/1976	\$	A	W	10	4
3/28/1977		H	L	1	2
4/12/1977 ⁽¹⁾		A	L ⁽⁷⁾	6	7
4/12/1977 ⁽²⁾		A	L ⁽⁷⁾	2	7
4/1/1978		A	W	10	2
4/2/1978		A	L	6	10
4/30/1978		H	W	11	4
3/24/1979		A	W	3	1
3/25/1979		A	L	6	7
4/14/1979		H	W	1	0
4/15/1979		H	W	6	3
4/15/1980		H	W	9	3
4/16/1980		H	W	4	3
5/10/1980		A	L	1	6
5/11/1980		A	L	1	4
5/24/1980	\$	H	W	6	2
5/25/1980	\$	H	W	17	12
4/3/1981		A	L	2	6
4/4/1981		A	L	7	12
4/13/1981		H	W ⁽¹¹⁾	5	4
4/14/1981		H	L	2	12
4/11/1982		H	W	4	1
4/12/1982		H	L	4	5
5/16/1982		A	L	5	11
5/17/1982		A	L	1	4
3/4/1983		H	W	8	0
4/26/1983		H	L ⁽¹⁰⁾	3	8
4/30/1983		A	W	8	1
5/1/1983		A	L	3	4
4/26/1985		A	L	2	14
4/27/1985		A	L	6	11
4/28/1985		A	L	5	6

5/14/1985		H	L	6	12
5/15/1985		H	L	6	8
5/16/1985		H	L	3	8
4/25/1986		H	W	16	5
4/26/1986		H	W	9	5
4/27/1986		H	L ⁽¹²⁾	4	9
5/3/1986		A	W	14	11
5/4/1986		A	L	0	5
5/5/1986		A	W	7	6
4/20/1987		H	W	5	3
4/21/1987		H	W	7	3
5/2/1987		A	W	5	3
5/3/1987		A	W	8	7
4/22/1988		H	W	7	6
4/23/1988		H	L	7	11
4/24/1988		H	W	8	5
4/30/1988		A	W	5	2
5/1/1988		A	L	6	7
3/31/1989		H	W	7	1
4/1/1989		H	W	12	6
4/2/1989		H	W	9	6
4/20/1989		A	W	5	3
4/21/1989		A	L	3	8
4/22/1989		A	L	1	7
3/31/1990		N5	W	6	0
4/1/1990		H	W ⁽¹¹⁾	6	5
4/2/1990		H	W	9	0
4/12/1990		A	L	2	21
5/6/1990 ⁽¹⁾		A	L	4	5
5/6/1990 ⁽²⁾		A	L ⁽⁷⁾	3	7
3/22/1991		A	L	4	12
3/23/1991		A	L	10	11
3/24/1991		A	W	5	3
3/28/1991		H	W ⁽⁷⁾	7	5
4/4/1991		H	W	10	1
4/25/1991		H	W	7	6
3/26/1992		A	L	6	8
4/8/1992		H	W	5	3
4/21/1992		H	W	10	9
4/6/1993		H	W	17	3
4/7/1993		A	W	9	8
4/21/1993		H	W ⁽¹¹⁾	8	7
5/12/1993		A	L	5	8
3/16/1994		H	L	4	7
4/6/1994		A	W	7	2
4/13/1994		A	L ⁽¹⁷⁾	4	5
4/20/1994		H	L	3	4
3/28/1995		A	L	2	4
4/4/1995		H	W	7	2
4/12/1995		H	W	11	1
4/26/1995		A	W	18	6
4/3/1996		A	W	4	2
4/10/1996		H	W	11	0
4/17/1996		H	W	8	0
4/23/1996		A	W	7	5
4/2/1997		H	L	3	11
4/9/1997		A	W	15	1
4/16/1997		H	W	12	9
4/23/1997		A	L	16	38
4/1/1998		A	W	6	4
4/14/1999		A	W	8	7
4/21/1999		H	W	5	4
4/12/2000		H	L	3	6
4/19/2000		A	L ⁽¹²⁾	8	9
3/3/2001		H	L	8	21
3/4/2001		A	W	7	4
4/18/2001		A	L	3	9
4/25/2001		H	L	1	2
3/2/2002		A	W	9	7
3/3/2002		H	W ⁽¹⁰⁾	11	10
4/17/2002		H	L	6	8
4/24/2002		A	W	4	1
6/19/2002		! N6	L	4	12
6/21/2002		! N6	L	2	10
3/1/2003		H	W	8	0
3/2/2003		A	L	4	6
4/2/2003		A	W	4	2
4/9/2003		H	W	4	2
3/6/2004		A	L	2	5
3/7/2004		H	L ⁽¹⁰⁾	7	8

4/7/2004		H	W	9	4
4/14/2004		A	W	13	5
* - ACC regular-season game; \$ - NCAA Regional; ! - College World Series; N1 - Anderson, SC; N2 - Orangeburg, SC; N3 - Sumter, SC; N4 - Spartanburg, SC; N5 - Greenville, SC; N6 - Omaha, NE					

Virginia					
Overall:	98-30			
at Clemson:	49-7			
at Kingsmore Stadium:	37-5			
at Virginia:	39-19			
at Neutral:	10-4			
ACC Regular-Season Games:	..	88-26			
ACC Tournament Games:	...	10-4			
One-Run Games:	11-9			
Extra-Inning Games:	4-1			
Under Jack Leggett:	27-10			
Longest CU Win Streak:	..	31 ⁽¹⁹⁸⁵⁻⁹⁶⁾			
Longest UVA Win Streak:	..	4 ^(1956-57, 72-73)			
Biggest CU Win:	26-4 ⁽¹⁹⁷⁷⁾			
Biggest UVA Win:	19-1 ⁽¹⁹⁸⁵⁾			

Date	Site	W-L	CU	Op
4/7/1955	* H	W	3	2
4/8/1955	* H	W	11	8
3/30/1956	* A	L	3	7
3/31/1956	* A	L	6	9
3/29/1957	* H	L	2	6
5/11/1957	* A	L	3	8
4/4/1958	* H	W	10	1
4/14/1958	* A	W	10	4
3/27/1959	* H	W	13	4
4/15/1959	* A	L	3	4
4/8/1960	* H	W	15	5
4/19/1960	* A	W	6	2
4/1/1961	* H	W	23	9
4/22/1961	* A	W	10	6
4/16/1962 ⁽¹⁾	* A	W ⁽⁷⁾	11	2
4/16/1962 ⁽²⁾	* A	L	5	7
4/12/1963	* A	L	4	5
4/13/1963	* A	W	10	4
3/27/1964	* H	W	9	1
3/28/1964	* H	L	9	11
4/20/1965 ⁽¹⁾	* A	W	5	2
4/20/1965 ⁽²⁾	* A	L	0	1
4/11/1966	* H	W	8	4
4/12/1966	* H	W	18	3
5/10/1967	* A	W	7	2
5/11/1967	* A	W	2	0
3/29/1968	* H	W	6	4
4/11/1969 ⁽¹⁾	* H	W ⁽⁷⁾	12	5
4/11/1969 ⁽²⁾	* H	W ⁽⁷⁾	9	3
5/16/1969	* A	L	0	2
4/19/1970 ⁽¹⁾	* A	W ⁽⁷⁾	5	3
4/19/1970 ⁽²⁾	* A	L ⁽⁷⁾	1	5
5/10/1970	* H	W	6	2
5/6/1971	* H	L	5	16
5/7/1971	* H	W	5	2
5/6/1972 ⁽¹⁾	* A	L ⁽⁷⁾	3	4
5/6/1972 ⁽²⁾	* A	L ⁽⁷⁾	2	5
5/7/1972	* A	L	2	5
4/6/1973	* H	L ⁽¹⁰⁾	4	6
4/15/1973	* A	W	11	3
4/21/1973	+ N1	W	3	1
4/19/1974 ⁽¹⁾	* H	W ⁽¹⁶⁾	3	2
4/19/1974 ⁽²⁾	* H	L ⁽⁷⁾	1	2
4/26/1974	+ N2	L	2	3
4/27/1974	+ N2	W	9	6
4/4/1975	* H	W	4	2
4/18/1975	* A	W	6	3
4/16/1976	* H	W	9	0
4/17/1976	* H	W	9	0
4/16/1977	* A	W	8	3
4/17/1977	* A	W	26	4
3/16/1978	* H	W	14	4
3/17/1978	* H	W	4	3
4/25/1979	* A	W	10	4
4/17/1980	* H	W	3	1

4/18/1980	*	H	W	6	5
4/18/1981	*	A	W	11	7
4/19/1981	*	A	W	11	5
4/17/1982	*	H	W	9	1
4/18/1982	*	H	W	18	6
4/23/1982	+	N1	L	4	6
4/14/1983	*	A	W	8	1
4/20/1983	+	N1	W	12	5
3/15/1984	*	H	W	6	2
3/16/1984	*	H	W	7	2
4/19/1984	+	N3	W	7	6
3/28/1985	*	A	L	1	19
4/20/1985	+	N4	W	10	8
3/12/1986	*	H	W	15	4
3/13/1987	*	H	W	6	4
3/14/1987	*	H	W	9	2
4/13/1987	*	A	W	11	4
3/12/1988	*	H	W	9	6
5/2/1988	*	A	W	8	3
5/3/1988	*	A	W	6	0
3/11/1989	*	H	W	10	4
3/12/1989	*	H	W	8	2
4/14/1989	*	A	W	8	0
4/20/1990	*	A	W	12	6
4/21/1990	*	A	W	19	3
4/22/1990	*	A	W	8	0
5/13/1990	+	N5	W	7	3
3/15/1991	*	H	W	5	2
3/16/1991	*	H	W	15	1
3/17/1991	*	H	W	12	8
5/14/1991	+	N5	W ⁽¹¹⁾	7	4
3/20/1992	*	A	W	8	6
3/21/1992	*	A	W	5	3
3/22/1992	*	A	W	8	2
5/9/1992	+	N5	W ⁽¹⁰⁾	3	2
3/12/1993	*	H	W	15	1
4/1/1994	*	A	W	3	2
4/2/1994	*	A	W	11	6
4/3/1994	*	A	W	11	4
4/7/1995	*	H	W	5	4
4/8/1995	*	H	W	9	0
4/9/1995	*	H	W	5	2
3/29/1996	*	A	W	8	1
3/30/1996	*	A	L	2	3
3/31/1996	*	A	W	9	3
5/17/1996	+	N3	L	2	4
3/14/1997	*	H	W	3	2
3/15/1997	*	H	W	6	1
3/16/1997	*	H	W	7	3
4/3/1998	*	A	W	9	7
4/4/1998	*	A	L	6	7
4/5/1998	*	A	W	15	6
5/1/1999 ⁽¹⁾	*	H	L	3	9
5/1/1999 ⁽²⁾	*	H	W ⁽¹¹⁾	5	4
5/2/1999	*	H	W	12	5
5/13/2000 ⁽¹⁾	*	A	W	9	7
5/13/2000 ⁽²⁾	*	A	L	0	11
5/14/2000	*	A	W	20	9
5/17/2000	+	N6	W	9	5
5/20/2000	+	N6	W	12	5
5/12/2001 ⁽¹⁾	*	H	W	8	1
5/12/2001 ⁽²⁾	*	H	W	17	1
5/13/2001	*	H	W	5	4
5/16/2001	+	N6	L	3	7
5/11/2002	*	A	W	15	4
5/12/2002	*	A	W	15	2
5/13/2002	*	A	W	5	3
4/4/2003	*	H	W	9	4
4/5/2003	*	H	L	1	4
4/6/2003	*	H	W	9	2
4/9/2004	*	A	L	1	5
4/10/2004 ⁽¹⁾	*	A	L	3	4
4/10/2004 ⁽²⁾	*	A	L	1	3
* - ACC regular-season game; + - ACC Tournament; N1 - Chapel Hill, NC; N2 - Raleigh, NC; N3 - Durham, NC; N4 - Atlanta, GA; N5 - Greenville, SC; N6 - Fort Mill, SC					

Game Results vs. 2005 Opponents

5/5/1951	H	L ⁽¹⁰⁾	8	12
4/7/1952	H	L	5	12
4/8/1952	H	L	14	16
4/15/1952	A	L	7	11
4/15/1954	* A	W	5	3
4/20/1954	* A	W	5	0
4/25/1955	* A	L	4	11
5/6/1955	* H	L	11	15
4/14/1956	* H	T ⁽⁴⁻⁷⁾	6	6
5/7/1956	* A	L ⁽⁸⁾	0	14
4/13/1957	* H	L	6	9
4/23/1957	* A	L	1	6
4/17/1958	* H	W	12	8
4/26/1958	* A	L	4	5
4/1/1959	* H	W	4	3
4/25/1959	* A	W	6	5
5/16/1959	^ N2	W	4	2
5/2/1960 ⁽¹⁾	* H	W	15	5
5/2/1960 ⁽²⁾	* H	L ⁽⁷⁾	2	3
4/8/1961	* H	L	0	5
5/5/1961	* A	L	3	4
4/20/1962	* H	W	6	4
5/4/1962	* A	L	4	20
5/14/1962	% N3	W	6	0
4/26/1963	* A	L	5	14
5/4/1963	* H	L	8	14
4/25/1964	* A	L ⁽¹¹⁾	3	4
5/1/1964	* H	L	0	3
4/24/1965	* H	W	9	5
5/8/1965	* A	W	2	0
4/5/1966	* H	W	7	3
4/23/1966	* A	L	5	6
4/14/1967	* A	W	8	2
4/6/1968 ⁽¹⁾	* H	W ⁽⁷⁾	11	0
4/6/1968 ⁽²⁾	* H	W ⁽⁷⁾	9	0
5/10/1968	* A	W ⁽¹⁰⁾	2	0
4/8/1969 ⁽¹⁾	* A	W ⁽⁷⁾	4	3
4/8/1969 ⁽²⁾	* A	L ⁽⁷⁾	0	11
5/9/1969	* H	W	7	6
4/4/1970 ⁽¹⁾	* H	W ⁽⁷⁾	2	1
4/4/1970 ⁽²⁾	* H	W ⁽⁷⁾	5	0
5/15/1970	* A	W	9	5
4/3/1971	* H	W	2	1
5/14/1971	* A	W	9	1
4/8/1972 ⁽¹⁾	* H	W ⁽⁷⁾	2	0
4/8/1972 ⁽²⁾	* H	W ⁽⁷⁾	4	3
5/5/1972	* A	L	8	9
3/27/1973	* A	W	7	0
4/9/1973	* H	W	5	3
4/20/1973	+ N4	W	10	3
4/6/1974	* A	W	7	0
4/20/1974	* H	W	12	3
4/19/1975	* A	W	7	2
4/20/1975	* A	W	6	1
4/26/1975	+ N4	W	15	1
3/31/1976 ⁽¹⁾	* N5	W	7	5
3/31/1976 ⁽²⁾	* N5	W	4	2
4/23/1976	+ H	W	2	0
3/19/1977	* A	W	11	6
3/20/1977	* A	W	13	12
4/23/1977	+ H	L	4	5
4/24/1977	+ H	L	9	22
3/12/1978	* H	W	8	1
3/13/1978	* H	W	11	3
4/24/1978	+ H	W	7	2
4/8/1979	* A	W ⁽¹⁶⁾	8	6
4/9/1979	* A	W	13	7
3/14/1980	* H	W ⁽¹⁰⁾	5	4
4/11/1980	* A	L	4	5
4/22/1980	+ N6	W	4	0
3/20/1981	* A	L	6	7
4/5/1981	* H	W ⁽¹¹⁾	6	5
4/24/1981	+ N4	W ⁽¹⁰⁾	6	5
3/14/1982	* H	W	13	1
3/26/1983	* H	W	8	4
4/16/1983	* A	L	2	7
4/6/1984	* A	W	13	1
4/14/1984	* H	W	9	3
3/23/1985	* A	W	10	9
3/24/1985	* A	W	7	4

3/29/1986	* H	W	7	1
3/30/1986	* H	W	22	2
5/14/1986	+ N7	W ⁽¹⁴⁾	6	5
4/10/1987	* A	W	12	6
4/11/1987	* A	W	13	11
4/16/1987	* H	W	13	3
5/13/1987	+ N8	W	11	4
4/10/1988	* A	W	8	7
4/16/1988	* H	W	11	7
4/17/1988	* H	W	8	5
3/19/1989	* A	W	11	0
3/20/1989	* A	W	6	2
4/9/1989	* H	W	6	3
3/9/1990	* H	W	10	4
3/10/1990	* H	L	1	3
3/11/1990	* H	W	11	8
3/9/1991 ⁽¹⁾	* A	L ⁽⁷⁾	10	11
3/9/1991 ⁽²⁾	* A	W ⁽⁷⁾	13	7
3/10/1991	* A	W	11	5
5/12/1991	+ N8	W	7	2
3/7/1992 ⁽¹⁾	* H	W ⁽⁷⁾	7	2
3/7/1992 ⁽²⁾	* H	W ⁽⁸⁾	2	1
3/8/1992	* H	W	7	5
3/6/1993 ⁽¹⁾	* A	L ⁽⁷⁾	1	3
3/6/1993 ⁽²⁾	* A	W ⁽⁷⁾	4	1
3/7/1993	* A	W	8	5
3/4/1994	* H	W	5	4
3/5/1994	* H	W	5	4
3/6/1994	* H	W	8	6
3/17/1995	* A	W	10	7
3/18/1995	* A	W	4	3
3/19/1995	* A	W	10	5
4/5/1996	* H	W	9	1
4/6/1996	* H	W	6	0
4/7/1996	* H	L	7	8
3/28/1997	* A	L	2	11
3/29/1997	* A	W	10	9
3/30/1997	* A	W	18	7
5/14/1997	+ N9	W	8	6
3/27/1998	* H	W	10	2
3/28/1998	* H	W	6	5
3/29/1998	* H	L	2	8
3/26/1999	* A	L	1	5
3/27/1999	* A	L	6	11
3/28/1999	* A	L	2	10
5/20/1999	+ N7	L	3	6
5/22/1999	+ N7	L	5	9
4/15/2000 ⁽¹⁾	* H	W ⁽¹²⁾	6	5
4/15/2000 ⁽²⁾	* H	W	5	4
4/16/2000	* H	L	4	6
3/23/2001	* A	W ⁽¹²⁾	4	1
3/24/2001	* A	L	3	12
3/25/2001	* A	W	9	1
4/26/2002	* H	L	2	4
4/27/2002	* H	W	5	3
4/28/2002	* H	W	4	0
5/25/2002	+ N9	W	8	6
5/15/2003	* A	W	6	2
5/16/2003	* A	W	14	3
5/17/2003	* A	W	4	3
3/26/2004	* H	W	13	6
3/27/2004	* H	W	7	4
3/28/2004	* H	W	6	5

* - ACC regular-season game; ^ - ACC Playoffs; + - ACC Tournament; % - not counted in ACC standings; N1 - Greensboro, NC; N2 - Thomasville, NC; N3 - Belmont, NC; N4 - Chapel Hill, NC; N5 - Columbia, SC; N6 - Raleigh, NC; N7 - Durham, NC; N8 - Greenville, SC; N9 - Saint Petersburg, FL

West Virginia

Overall:	9-0
at Clemson:	6-0
at Kingsmore Stadium:	6-0
at Neutral:	3-0
NCAA Tournament Games:	3-0

One-Run Games:	1-0
Under Jack Leggett:	1-0
Longest CU Win Streak:	... 9 ⁽¹⁹⁵¹⁻⁹⁶⁾	
Biggest CU Win: 26-6 ⁽¹⁹⁷⁵⁾	
Date	Site	W-L CU Op
5/18/1951	N1	W 6 2
6/3/1967	\$ N2	W 5 0
3/6/1972	H	W 1 0
3/7/1972	H	W 9 1
3/9/1973	H	W 7 3
3/3/1975	H	W 26 6
3/4/1975	H	W 12 3
5/21/1987	\$ N3	W 8 0
5/25/1996	\$ H	W 6 3

\$ - NCAA District III Playoffs; N1 - Greensboro, NC; N2 - Gastonia, NC; N3 - Huntsville, AL

\$ - NCAA District III Playoffs; N1 - Greensboro, NC; N2 - Gastonia, NC; N3 - Huntsville, AL

Western Carolina

Overall:	45-9
at Clemson:	34-1
at Kingsmore Stadium:	34-1
at Western Carolina:	10-8
at Neutral:	1-0
One-Run Games:	7-2
Extra-Inning Games:	3-2
Under Jack Leggett:	19-4
Longest CU Win Streak:	12 ⁽¹⁹⁸⁵⁻⁹⁰⁾
Longest WCU Win Streak:	2 ⁽¹⁹⁹⁸⁻⁹⁹⁾
Biggest CU Win:	14-2 ^(1989,90)
Biggest WCU Win:	10-3 ⁽¹⁹⁸²⁾ , 9-2 ⁽¹⁹⁸⁴⁾

Date	Site	W-L	CU	Op
3/13/1974	H	L ⁽¹⁰⁾	3	4
4/1/1975	H	W	8	0
3/3/1978	H	W	12	3
3/8/1979	H	W	8	3
4/1/1979	A	W	13	3
2/28/1980	H	W	10	2
4/10/1980	A	W	14	8
3/6/1981	H	W ⁽¹⁰⁾	7	6
3/5/1982	H	W	5	0
3/29/1982	A	L	3	10
4/5/1983	H	W ⁽⁸⁾	8	3
4/29/1983	A	L	7	13
4/5/1984	H	W	5	3
4/12/1984	A	L	2	9
4/23/1985	A	W	9	2
4/4/1986	A	W	8	0
4/17/1986	H	W	13	7
2/25/1987	H	W	8	1
3/1/1988	H	W	8	4
4/4/1988	H	W	20	11
4/14/1988	A	W	12	4
2/28/1989	H	W	9	8
3/14/1989	H	W	7	6
4/6/1989	A	W	14	2
4/10/1989	H	W	12	4
2/28/1990	H	W	14	2
3/31/1991	A	L	7	9
4/3/1991	H	W	13	3
2/19/1992	H	W	6	0
4/13/1993	A	W	12	2
4/15/1993	H	W	8	1
5/12/1994 ⁽¹⁾	H	W	3	1
2/12/1994 ⁽²⁾	H	W	4	1
2/13/1994	H	W ⁽¹³⁾	6	5
3/14/1995	A	W	5	2
3/29/1995	H	W	5	4
3/5/1996	H	W	4	2
3/28/1996	A	W	13	3
4/9/1996	H	W	10	4
3/25/1997	A	L	4	9
3/26/1997	H	W	14	9
3/17/1998	H	W	5	1
3/19/1998	A	L	7	10
4/6/1999	A	L ⁽¹⁰⁾	8	9
4/7/1999	H	W	16	11
4/4/1999	H	W ⁽¹⁰⁾	11	10
4/4/2000	H	W	11	7
4/26/2000	N1	W	13	4

4/24/2001	H	W	8	2
4/16/2002	H	W	13	9
5/15/2002	A	W	12	4
3/25/2003	A	L	5	9
4/1/2003	H	W	5	3
4/21/2004	H	W	8	7

N1 - Asheville, NC

Winthrop

Overall:	16-2
at Clemson:	12-1
at Kingsmore Stadium:	12-1
at Winthrop:	3-1
at Neutral:	1-0
NCAA Tournament Games:	1-0
One-Run Games:	3-1
Extra-Inning Games:	1-0
Under Jack Leggett:	5-1
Longest CU Win Streak:	11 ⁽¹⁹⁸³⁻⁹⁹⁾
Longest WIN Win Streak:	1 ^(1982,01)
Biggest CU Win:	17-1 ⁽¹⁹⁹³⁾
Biggest WIN Win:	8-4 ⁽²⁰⁰¹⁾

Date	Site	W-L	CU	Op
3/14/1981	A	W	9	5
4/2/1981	H	W	6	4
3/28/1982	A	L	6	7
2/24/1983	H	W	11	2
4/15/1984	A	W	6	0
4/7/1985	H	W	13	5
3/9/1986	H	W	9	4
4/8/1991	H	W ⁽⁵⁾	5	0
3/3/1992	H	W	1	0
4/2/1992	N1	W ⁽¹¹⁾	12	11
2/24/1993	H	W	11	6
5/2/1993	A	W	17	1
5/27/1995	\$ H	W	9	5
5/7/1999	H	W	14	2
4/4/2001	H	L	4	8
4/3/2002	H	W	6	4
3/4/2003	H	W	5	4
4/13/2004	H	W	9	5

\$ - NCAA Regional; N1 - Fort Mill, SC

Wofford

Overall:	70-23-1			
at Clemson:	34-8			
at Kingsmore Stadium:	4-0			
at Wofford:	34-14			
at Neutral:	2-1-1			
One-Run Games:	10-9			
Extra-Inning Games:	1-2			
Under Jack Leggett :	5-0			
Longest CU Win Streak:	21 ⁽¹⁹³⁷⁻⁴⁸⁾			
Longest WOF Win Streak:	3 ^(1898-00,08-09,19-21)			
Biggest CU Win:	24-8 ⁽¹⁹⁴¹⁾			
Biggest WOF Win:	13-2 ⁽¹⁹²⁵⁾			
Date	Site	W-L	CU	Op
5/7/1898	A	L	4	13
4/1/1899	A	L	5	6
4/27/1900	H	L	0	6
4/26/1901	H	W	7	5
5/3/1901	A	W	8	5
5/13/1902	H	W	6	3
5/1/1903	A	W	10	4
5/11/1903	H	W	11	1
4/12/1904	H	L	3	5
4/27/1904	A	L ⁽¹⁰⁾	2	4
5/3/1905	A	W	10	4
5/20/1905	N1	T	3	3
4/25/1906	A	W	9	2
5/11/1906	H	W	19	5
5/12/1906	N1	W	7	1
4/25/1907	A	W	10	1
4/14/1908	H	L	4	6
4/30/1908	A	L	2	4
4/22/1909	A	L	2	3
5/4/1909	H	W	6	2
4/14/1910 ⁽¹⁾	A	W	8	1
4/14/1910 ⁽²⁾	A	W	5	4



2004 Season Notes

Tigers Earned 18th Straight NCAA Appearance

Clemson finished the 2004 season with a 39-26 overall record, earning its 18th straight NCAA Tournament appearance. It was also the 19th consecutive season the Tigers won at least 39 games.

Clemson #14 in Final RPI

The only rating system the NCAA uses to determine selections and seedings is the RPI, or the Ratings Percentage Index. Although the NCAA does not release its official RPI until after the season, Boyd Nation has come up with an RPI index that is all but the same as the official RPI. He uses numbers from previous seasons to verify his formulas.

In the final (June 28) release (listed at BoydWorld.com), his RPI index had Clemson rated #14. The Tigers played one of the toughest schedules in the country during the 2004 season. Clemson can thank a tough non-conference schedule for its high RPI rating. Of the Tigers' 65 games, 44 were against teams ranked in the top 46 of the RPI. Clemson had a 21-23 record in those 44 games. The RPI only counts games against Division I teams.

Boyd Nation's Unofficial RPI By Team

Rk	Team	W-L	Rating
1.	Miami (FL)	50-13	.661
2.	Texas	58-15	.649
3.	South Carolina	53-17	.638
4.	Arizona State	41-18	.622
5.	Louisiana State	46-19	.622
6.	Georgia	45-23	.620
7.	Florida	43-22	.618
8.	Cal. State-Fullerton	47-22	.617
9.	Arkansas	45-24	.612
10.	Florida State	45-23	.612
11.	Vanderbilt	45-19	.611
12.	Stanford	46-14	.611
13.	Georgia Tech	44-21	.607
14.	Clemson	39-26	.607
15.	Mississippi	39-21	.606
16.	East Carolina	51-13	.605
17.	Texas A&M	42-22	.601
18.	Rice	46-14	.600
19.	Virginia	44-15	.598
20.	Long Beach State	40-21	.597
21.	Notre Dame	48-12	.595
22.	Washington	38-20	.593
23.	N.C. State	36-24	.592
24.	Arizona	36-27	.590
25.	Florida Atlantic	47-17	.584

Four Tigers Named to All-ACC Teams

Kris Harvey was named to the First-Team All-ACC squad and three other Tigers were named to the second-team, announced by the conference prior to the ACC Tournament. Harvey received first-team honors as an At Large selection. The Second-Team All-ACC Tigers include Patrick Hogan (RP), Brad McCann (3B), and Lou Santangelo (C). The 2004 season marked the second year in a row McCann was named to the second team.

Tigers Set ACC Tourney Record for Doubles

Clemson hit eight doubles against N.C. State on May 28 to set an ACC Tourney record for two-baggers in a game. Russell Triplett and Tony Sipp each had two doubles. The previous Clemson ACC Tourney record was six, also set against N.C. State in 1999. The Tigers broke the record held by N.C. State, who ironically hit seven doubles against Clemson in a 1987 ACC Tournament game.



Lefthander Tyler Lumsden had a team-high 88 strikeouts in 2004 and was drafted in the first (supplemental) round by the White Sox.

McCann, Storrer All-ACC Tournament Team

Third baseman Brad McCann and second baseman Travis Storrer were named to the 2004 All-ACC Tournament team at their respective positions. McCann was 9-for-18 (.500) with six runs scored, three doubles, two homers, six RBIs, and a .591 on-base percentage in four games. Storrer was 10-for-20 (.500) with seven runs scored, three doubles, and four RBIs in four games. The #4-seeded Tigers went 2-2 in the tournament held at Salem, VA, finishing in fourth place.

Comeback for the Ages

Clemson trailed 9-2 entering the bottom of the fifth inning at #10 Georgia in the Athens Regional on June 6. The Bulldogs had just scored five runs in the top of the fifth inning, capped by Josh Smith's three-run homer. But the Tigers refused to let their season come to an end.

Travis Storrer lined a three-run homer in the bottom of the fifth to cut the Bulldog lead to 9-5. Then in the sixth inning, Russell Triplett hit a solo home run off the left-field foul pole. After Tony Sipp led off the seventh with a walk, Storrer walked, and Brad McCann singled to load the bases, Lou Santangelo stepped to the plate. He crushed a Matthew Boggs' pitch deep over the fence in right-center for a grand slam to give Clemson a 10-9 lead. It was Santangelo's second grand slam of the year, as his other was also hit against Georgia.

Santangelo's bomb was hit at least 460 feet and was one of the most dramatic home runs in Tiger history. Meanwhile, Josh Cribb shut down the Bulldog bats over the last four innings. He allowed just one hit and one walk while striking out four during the final four frames to preserve the win.

The seven-run comeback tied the Clemson record for the largest deficit overcome to gain victory in an NCAA Tournament game. In the NCAA Tournament on June 9, 1958 at Gastonia, NC, Clemson trailed Florida 10-3 entering the bottom of the fifth inning. The Tigers scored 12 runs in the final five innings, including one in the ninth, to defeat the Gators 15-14. Clemson has played 148 NCAA Tournament games in its history.

Four Tigers Made All-Regional Team

Josh Cribb (P), Lou Santangelo (DH), Tony Sipp (OF), and Travis Storrer (OF) were all named to the Athens (GA) Regional All-Tournament team. Clemson lost 7-6 in 10 innings on June 6 at #10 Georgia and was eliminated from the NCAA Tournament. The Tigers were 3-2 in the regional.

Record Nine Tigers Picked in Draft

Nine Tigers, highlighted by lefthander Tyler Lumsden's selection in the supplemental round between the first and second rounds, were taken in the Major League draft from June 7-8, 2004. The nine selections set a record for most Tigers drafted in one season. The previous mark was eight, as both the 1996 and 2002 teams had eight players drafted.

Collin Mahoney (RHP/C), Lou Santangelo (C), Brad McCann (3B), Steven Jackson (RHP), and Patrick Hogan (RHP) were also selected within the first 14 rounds. Garrick Evans (OF), Zane Green (OF), and Tony Sipp (OF/LHP) were taken in the second day of the draft. Russell Triplett also signed a free agent contract with the Mets after the season.

Clemson tied for the third-most selections by a college team. Georgia Tech and Stanford had the most with 10 each, while Texas and UCLA joined the Tigers with nine apiece. South Carolina had eight, while East Carolina, Lamar, Long Beach State, Oklahoma, Texas Tech, and Vanderbilt all had seven.

With the nine selections, Jack Leggett has had a total of 47 players drafted in his 11 seasons as head coach at Clemson. Eight of those 47 players were drafted twice, meaning a Tiger has been drafted 55 times during his tenure. Thirteen more Tigers have signed free-agent contracts as well.

2004 Tiger Draftees

#	Player, Pos.	Cl.	Rd	Pick	Team
24	Tyler Lumsden, LHP	Jr.	^1	34	White Sox
16	Collin Mahoney, RHP/C	Jr.	4	103	Tigers
43	Lou Santangelo, C	Jr.	4	124	Astros
21	Brad McCann, 3B	Jr.	6	188	Marlins
22	Steven Jackson, RHP	Sr.	10	296	Diamondbacks
29	Patrick Hogan, RHP	*Sr.	14	428	Marlins
6	Garrick Evans, OF	Jr.	25	745	Royals
9	Zane Green, OF	Sr.	44	1,323	Cubs
1	Tony Sipp, OF/LHP	Jr.	45	1,333	Indians

* - spent one season as a red-shirt player; ^ - supplemental round between first and second rounds

Record Crowd, Season Attendance

A record crowd of 6,480 fans was on hand to watch #5 South Carolina defeat #18 Clemson at Doug Kingsmore Stadium on March 7, 2004. The mark broke the previous Tiger record of 6,392, set in the Clemson Super Regional against Mississippi State in 2000.

Clemson also set the school single-season record for average attendance in 2004. In 32 home games, Clemson averaged 3,649 fans per game, ahead of the Tiger single-season record of 3,592 set during the 2002 season. A season-ticket base of over 1,800 is one reason for Clemson's outstanding fan support.

Tigers Unloaded

Clemson hit .375 (27-for-72) with six homers, five doubles, a triple, and 84 RBIs with the bases loaded in 2004. Brad McCann hit two grand slams

2004 Season Notes

and was 3-for-3 with 10 RBIs with the bases full. Lou Santangelo also hit two grand slams, both against Georgia, and was 4-for-8 with two doubles and 14 RBIs. Herman Demmink and Russell Triplett also hit grand slams.

Leggett Reached 500-Win Mark at Clemson

Jack Leggett won his 500th game as Clemson's head coach on April 25, 2004 when the Tigers beat N.C. State 9-6. He has a 512-220 (.699) record at Clemson in 11 seasons. The legendary Bill Wilhelm has the most wins of any Tiger coach with 1,161 in 36 seasons (1958-93) at Clemson. Leggett's 512 wins are second-most in school history. No other Clemson coach has more than 70 wins while in Tigertown. Through Leggett's first 11 years at Clemson, he has had 512 wins. Only five other programs have had more victories over that span from 1994-04. Leggett also has an 889-510 (.635) record in 25 years as a collegiate head coach.

Two-Way Tigers

In past years, Clemson had not had many players both pitch and play in the field. But in 2004, three Tigers saw action in both roles. Lefthander Tony Sipp started 51 games in the outfield and pitched in 22 games on the mound. Righthander Kris Harvey started a team-tying-high 14 games on the mound (winning six games), while starting four at first base, two in left field, 24 in right field, and 21 as the DH. And righthander Collin Mahoney, who never pitched in college before this year, showed flashes of dominance on the mound in 2004. He struck out 26 in just 19.0 innings pitched. His fastball was clocked in the high 90s and even reached 100 on the radar gun. He was also 4-for-16 (.250) with three RBIs at the plate in 2004.

McCann Led Team With .379 Batting Average

In 63 games in 2004, Brad McCann had 96 hits and led the team with a .379 batting average along with 16 homers and 65 RBIs. He also had a team-best 64 runs scored and team-best 20 doubles.

The 2003 and 2004 Second-Team All-ACC pick had eight RBIs in three games against #7 Auburn from March 12-14. Then against Georgia in two games in late March, he was 7-for-8 with a homer

and five RBIs. In seven career games against the team (Georgia) he signed with out of high school, he was 15-for-28 (.536).

He had a career batting average of .363 (183-for-504) in two seasons, 10th in Clemson history, but fourth among players with at least 400 at-bats.

Clemson Career Batting Average Leaders

Rk	Player	Year(s)	Hits-AB	Avg.
1.	Denny Walling	1975	59-140	.421
2.	Dude Buchanan	1939-41	74-184	.402
3.	Shane Monahan	1993-95	337-856	.394
4.	Billy McMillon	1991-93	201-527	.381
5.	Herb Jensen	1942,43	38-100	.380
6.	Rusty Adkins	1965-67	150-396	.379
7.	Khalil Greene	1999-02	403-1069	.377
8.	Ted Corbin	1992	74-199	.372
9.	Tim Teufel	1979,80	134-365	.367
10.	Brad McCann	2003,04	183-504	.363

Note: Min. 100 at-bats.

Freshmen Led Team in ACC Play

Freshman first baseman Andy D'Alessio (Naples, FL) and freshman outfielder Tyler Colvin (North Augusta, SC) came on strong in the latter stages of 2004 and were the top two Tiger hitters in ACC regular-season games. D'Alessio batted .376 (47-for-125) in his last 37 starts to raise his season average to .333, third-best on the team. He also led the team in ACC regular-season games with a .371 batting average. D'Alessio also showed remarkable patience at the plate, walking 35 times in 180 at-bats, as his on-base percentage was .440. The .440 mark was fifth-best in the ACC. He hit safely in 24 of his last 27 starts and had a 13-game hitting streak in May. He hit .536 against lefties as well.

Colvin hit .289 overall thanks to two four-hit games in May. He also hit .345 in ACC regular-season play, good for second on the club. He tied a school record with three doubles and went 4-for-5 against #24 Florida State on May 3. Then at #15 Georgia Tech on May 15, he went 4-for-4 with a double and his first career homer. Colvin started 31 games, including 28 in the outfield and three at first.

Hogan Shut the Door

Fifth-year graduate righthy and tri-captain Patrick Hogan (Columbia, SC) became the Tigers' stopper out of the bullpen in 2004. In a team-high 24 relief appearances, Hogan had 10 saves in 44.2 innings pitched. The 10 saves rank tied for third-most in a season in Tiger history and were tied for 10th-most in the nation in 2004. He has also struck out 60 against only 19 walks (four of which were intentional). In four years, he had 18 career saves, third-most in Clemson history.

Clemson Single-Season Save Leaders

Rk	Player	Year	Saves
1.	Nick Glaser	2000	15
2.	Scott Winchester	1995	14
3.	Scott Winchester	1993	10
	Scott Winchester	1994	10
	Patrick Hogan	2004	10

Clemson Career Save Leaders

Rk	Player	Years	Saves
1.	Scott Winchester	1993-95	34
2.	Jay Bevis	1969-72	20
3.	Patrick Hogan	2001-04	18
4.	Nick Glaser	2000,01	16
5.	Dave Woessner	1977-79	14
	Paul Harrelson	2000-03	14



Tony Sipp was a valuable two-way player during Clemson's regional run in 2004.

Tiger Tidbits

Clemson's Record...

In All Games:	39-26
At Home:	23-9
On Opponents' Home Fields:	10-15
At Neutral Sites:	6-2
In All ACC Regular-Season Games:	14-10
In Home ACC Regular-Season Games:	10-2
In Road ACC Regular-Season Games:	4-8
In All Non-ACC Regular-Season Games:	20-12
In Home Non-ACC Regular-Season Games:	13-7
In Road Non-ACC Regular-Season Games:	5-5
In Neutral Non-ACC Regular-Season Games:	2-0
In the ACC Tournament:	2-2
In the NCAA Tournament:	3-2
In February:	2-3
In March:	12-7
In April:	13-4
In May:	9-10
In June:	3-2
On Monday:	1-0
On Tuesday:	6-1
On Wednesday:	9-1
On Thursday:	1-1
On Friday:	10-4
On Saturday:	6-11
On Sunday:	6-8
After a Loss:	16-9
Against Top-25 Teams:	9-16
Against Top-10 Teams:	6-8
Against Top-5 Teams:	0-3
In Day Games:	17-20
In Night Games:	22-6
Against Lefty Starters:	11-11
Against Righty Starters:	28-15
In 1-Run Games:	10-9
In 2-Run Games:	1-3
When Scoring First:	25-16
When Leading After 7 Innings:	34-4
When Tied After 7 Innings:	3-3
When Trailing After 7 Innings:	2-19
When Leading After 8 Innings:	32-2
When Tied After 8 Innings:	5-2
When Trailing After 8 Innings:	2-22
In Extra Innings:	1-4
When Scoring 5 or More Runs:	32-7
When Allowing Less Than 5 Runs:	22-6
When Out-Hitting Opponents:	32-5
When Clemson Had 10 or More Hits:	29-6
When Clemson Committed 0 or 1 Errors:	22-15

Inning-By-Inning Scoring

Team	1	2	3	4	5	6	7	8	9	Ex.
Clemson	55	63	63	31	52	50	64	42	23	3
Opponents	32	16	40	60	31	41	39	41	22	8

Tiger Multiple Hit Game Leaders

#	Player	2	3	4	5+	Total
21	Brad McCann	12	7	4	1	24
35	Kris Harvey	15	7	--	--	22
5	Russell Triplett	17	5	--	--	22
47	Travis Storrer	19	2	1	--	22
43	Lou Santangelo	14	6	1	--	21
1	Tony Sipp	12	5	--	--	17
	Clemson	127	47	8	1	183
	Opponents	125	25	2	0	152

Tiger Multiple RBI Game Leaders

#	Player	2	3	4	5+	Total
43	Lou Santangelo	8	7	1	2	18
21	Brad McCann	10	5	2	1	18
35	Kris Harvey	12	4	--	--	16
5	Russell Triplett	4	3	2	--	9
47	Travis Storrer	4	3	1	--	8
3	Herman Demmink	3	2	--	1	6
	Clemson	60	31	6	5	102
	Opponents	46	19	2	0	67



2004 Stats

#	Player	Avg	GP-GS	AB	R	H	2B	3B	HR	RBI	TB	Slg%	BB	HP	SO	GDP	OB%	SF	SH	SB-SBA
21	Brad McCann	.379	63-63	253	64	96	20	0	16	65	164	.648	36	8	43	3	.468	2	0	6-10
35	Kris Harvey	.335	54-52	209	38	70	16	0	8	41	110	.526	15	1	31	3	.381	1	2	4-8
17	Andy D'Alessio	.333	60-51	180	29	60	10	0	4	22	82	.456	35	0	47	5	.440	1	4	2-2
47	Travis Storrer	.315	53-53	216	49	68	13	2	7	33	106	.491	19	2	31	5	.376	0	2	5-6
5	Russell Triplett	.304	65-65	240	33	73	17	0	4	41	102	.425	16	10	26	4	.365	5	5	9-11
43	Lou Santangelo	.300	64-64	253	50	76	15	2	18	62	149	.589	31	2	66	3	.378	2	1	7-8
1	Tony Sipp	.280	54-51	211	48	59	13	4	1	23	83	.393	26	1	25	2	.360	1	1	20-24
3	Herman Demmink	.270	50-45	174	34	47	9	1	4	29	70	.402	9	3	35	3	.316	1	4	6-6
----- Others -----																				
6	Garrick Evans	.308	49-37	130	29	40	13	0	2	17	59	.454	13	1	33	5	.372	1	0	5-7
41	Tyler Colvin	.289	52-31	128	21	37	10	0	2	19	53	.414	11	1	16	0	.350	0	3	4-5
37	John Ingram	.271	42-26	96	17	26	6	0	4	21	44	.458	12	1	28	1	.358	0	0	2-2
16	Collin Mahoney	.250	10-3	16	2	4	0	0	0	3	4	.250	2	1	6	0	.350	1	0	0-1
25	Brady Everett	.246	30-16	65	7	16	5	0	2	11	27	.415	6	3	14	2	.325	3	0	1-1
15	Ryan Hub	.196	40-16	56	8	11	2	1	1	7	18	.321	5	3	15	4	.292	1	1	1-3
26	Daniel Pritchard	.154	20-0	13	4	2	0	0	0	2	2	.154	0	1	6	0	.214	0	1	1-1
9	Zane Green	.063	43-10	48	7	3	0	0	0	4	3	.063	14	1	10	1	.286	0	1	1-3
19	C.J. Gaddis	.000	22-3	16	6	0	0	0	0	2	0	.000	4	1	8	0	.238	0	0	3-4
28	Gene Pierce	.000	7-0	3	0	0	0	0	0	0	0	.000	0	0	2	0	.000	0	0	0-0
22	Steven Jackson	.000	1-0	1	0	0	0	0	0	0	0	.000	0	0	0	0	.000	0	0	0-0
CLEMSON		.298	65-65	2308	446	688	149	10	73	402	1076	.466	254	40	442	41	.375	19	25	77-102
OPPONENTS		.264	65-65	2243	330	592	117	8	48	300	869	.387	221	37	525	51	.337	21	36	59-89

LOB - Team (496), Opp (487). DPs turned - Team (61), Opp (60). CI - Team (0), Opp (2). IBB - Team (13), McCann 6, Ingram 2, Colvin 1, D'Alessio 1, Green 1, Harvey 1, Sipp 1, Opp (6).

#	Player	ERA	W-L	APP	GS	CG	SHO/CBO	SV	IP	H	R	*ER	BB	SO	AB	Opp Avg	WP	HBP	BK
24	Tyler Lumsden	3.98	5-4	15	14	0	0/0	0	81.1	80	46	36	37	88	310	.258	3	4	1
44	Robert Rohrbaugh	3.99	4-5	20	12	1	0/1	0	76.2	77	37	34	21	44	286	.269	5	2	0
----- Others -----																			
18	Jason Berken	2.53	5-1	10	10	0	0/1	0	46.1	30	18	13	18	40	166	.181	3	2	1
22	Steven Jackson	3.56	4-3	22	3	0	0/2	0	43.0	44	24	17	16	30	174	.253	3	4	1
48	Josh Cribb	3.71	5-1	20	1	0	0/2	2	60.2	49	28	25	15	58	221	.222	2	1	0
29	Patrick Hogan	4.23	3-4	24	0	0	0/0	10	44.2	42	26	21	19	60	173	.243	9	5	0
8	Adam Walker	4.50	0-0	8	0	0	0/2	0	6.0	9	4	3	2	7	26	.346	1	0	0
31	P.J. Zocchi	4.50	0-0	3	1	0	0/1	0	6.0	7	3	3	2	7	23	.304	1	0	0
1	Tony Sipp	4.69	2-2	22	3	0	0/0	2	48.0	53	28	25	17	59	194	.273	8	3	1
27	Jeff Hahn	5.20	3-0	20	2	0	0/0	1	45.0	48	28	26	19	30	172	.279	6	4	2
35	Kris Harvey	5.40	6-0	14	14	0	0/2	0	61.2	73	38	37	32	52	249	.293	1	6	1
16	Collin Mahoney	6.63	1-3	16	0	0	0/0	0	19.0	23	15	14	12	26	75	.307	5	1	0
20	Stephen Faris	6.86	1-3	17	5	0	0/0	0	42.0	57	35	32	11	24	174	.328	4	5	0
	CLEMSON	4.39	39-26	65	65	1	3/3	15	580.1	592	330	283	221	525	2243	.264	51	37	7
	OPPONENTS	5.84	26-39	65	65	5	1/1	11	568.2	688	446	369	254	442	2308	.298	40	40	9

PB - Team (7), Santangelo 7, Opp (16). Pickoffs - Team (13), Rohrbaugh 6, Santangelo 3, Faris 2, Hahn 2, Opp (13). IBB - Team (6), P. Hogan 4, Cribb 1, Rohrbaugh 1, Opp (13); * - Clemson had three team unearned runs. Note: **Bold** denotes returning player.

#	Player	GP-GS	C	PO	A	E	FLD%	DP
9	Zane Green	43-10	24	24	0	0	1.000	0
44	Robert Rohrbaugh	20-12	22	3	19	0	1.000	1
15	Ryan Hub	40-16	21	20	1	0	1.000	0
22	Steven Jackson	22-3	16	8	8	0	1.000	0
28	Gene Pierce	7-0	14	14	0	0	1.000	0
27	Jeff Hahn	20-2	13	1	12	0	1.000	0
24	Tyler Lumsden	15-14	11	5	6	0	1.000	0
19	C.J. Gaddis	22-3	9	9	0	0	1.000	0
16	Collin Mahoney	25-3	7	1	6	0	1.000	2
29	Patrick Hogan	24-0	5	1	4	0	1.000	0
31	P.J. Zocchi	3-1	2	0	2	0	1.000	0
8	Adam Walker	8-0	1	0	1	0	1.000	0
17	Andy D'Alessio	60-51	467	433	29	5	.989	41
43	Lou Santangelo	64-64	537	484	46	7	.987	5
47	Travis Storrer	53-53	162	81	77	4	.975	11
1	Tony Sipp	62-54	115	98	13	4	.965	1
25	Brady Everett	30-16	28	26	1	1	.964	0
37	John Ingram	42-26	77	71	3	3	.961	6
41	Tyler Colvin	52-31	115	103	7	5	.957	8
20	Stephen Faris	17-5	20	7	12	1	.950	1
5	Russell Triplett	65-65	357	107	231	19	.947	46
35	Kris Harvey	61-59	102	88	7	7	.931	4
3	Herman Demmink	50-45	182	67	101	14	.923	25
6	Garrick Evans	49-37	62	56	1	5	.919	0
26	Daniel Pritchard	20-0	22	5	15	2	.909	3
48	Josh Cribb	20-1	11	1	9	1	.909	0
21	Brad McCann	63-63	159	26	115	18	.887	8
18	Jason Berken	10-10	7	2	3	2	.714	2
CLEMSON		65-65	2568	1741	729	98	.962	61
OPPONENTS		65-65	2507	1706	703	98	.961	60



Travis Storrer hit .315 in 2004, including .395 with five doubles, three homers, and 14 RBIs in nine postseason games. He also committed just four errors as a second baseman and outfielder in 2004.

2004 Results

**39-26 Overall, 14-10 ACC Regular Season, 2-2 ACC Tournament, 3-2 NCAA Tournament,
23-9 Home, 10-15 Away, 6-2 Neutral, 17-20 Day, 22-6 Night, 10-9 One-Run Games, 1-4 Extra Innings, 9-16 vs. Top-25**

Date	Opponent (Rank)	W-L	Score	Site	CU Rank	CU Pitcher	Opp. Pitcher	Time	CU R-H-E	Opp. R-H-E	Attendance
2-24	Charlotte	L	4-5	H	11-17-11	Jackson (0-1)	Landphair (2-0)	3:00	4-8-1	5-14-0	3,221
2-28	% Georgia Southern	W	4-0	N1	11-17-11	Berken (1-0)	CARROLL (0-2)	1:49	4-7-0	0-3-1	-----
2-28	% East Carolina	L ⁽¹¹⁾	2-3	^A	11-17-11	P. Hogan (0-1)	Flye (1-0)	3:19	2-7-1	3-7-0	2,724
2-29	% Georgia Southern	W	9-0	N1	11-17-11	Harvey (1-0)	Evans (1-3)	2:24	9-9-3	0-4-2	-----
2-29	% East Carolina	L	4-6	A	11-17-11	Faris (0-1)	Sasser (1-0)	2:42	4-7-1	6-11-0	2,108
3-3	Gardner-Webb	W	8-5	H	18-NR-25	Hahn (1-0)	Gonzalez (1-3)	2:37	8-11-1	5-8-1	3,105
3-5	College of Charleston	W	15-4	A	18-NR-25	Harvey (2-0)	Price (0-2)	2:51	15-17-0	4-7-5	1,877
3-6	South Carolina (5-5-5)	L	2-5	A	18-NR-25	Berken (1-1)	Buckner (3-0)	2:12	2-3-2	5-7-1	6,307
3-7	South Carolina (5-5-5)	L ⁽¹⁰⁾	7-8	H	18-NR-25	Mahoney (0-1)	Blackwell (1-0)	3:06	7-10-1	8-12-3	6,480
3-10	Wofford	W	6-0	^A	25-NR-NR	Harvey (3-0)	Vartanian (1-1)	2:30	6-14-2	0-6-3	2,131
3-12	Auburn (7-12-9)	W	14-9	H	25-NR-NR	Berken (2-1)	Dueitt (2-1)	3:01	14-13-2	9-11-1	3,197
3-13	Auburn (7-12-9)	L	4-5	H	25-NR-NR	Lumsden (0-1)	Hughey (4-0)	2:35	4-13-1	5-6-0	4,115
3-14	Auburn (7-12-9)	L	6-9	H	25-NR-NR	Sipp (0-1)	Bell (1-0)	3:17	6-8-5	9-11-4	3,673
3-16	Coastal Carolina	W	9-4	H		Harvey (4-0)	Costanzo (2-1)	3:02	9-10-2	4-11-1	2,566
3-19	Texas Tech	W	7-3	^A		Berken (3-1)	Thomas (2-2)	2:27	7-13-2	3-6-2	3,728
3-20	Texas Tech	L	10-13	A		Mahoney (0-2)	Piler (1-1)	2:56	10-18-0	13-13-1	3,429
3-21	Texas Tech	L	3-5	A		Rohrbaugh (0-1)	McGowan (2-0)	2:24	3-6-0	5-9-0	2,693
3-23	Elon	W	10-6	^H		Cribb (1-0)	Radford (0-1)	2:38	10-14-1	6-7-0	2,839
3-24	Elon	L	1-7	H		Faris (0-2)	HENSEN (2-0)	2:14	1-6-1	7-11-2	3,140
3-26	*Wake Forest	W	13-6	^H		Berken (4-1)	Young (3-2)	2:50	13-12-3	6-8-5	4,492
3-27	*Wake Forest	W	7-4	H		Lumsden (1-1)	Bach (2-5)	2:33	7-12-3	4-6-1	4,577
3-28	*Wake Forest	W	6-5	H		Rohrbaugh (1-1)	Morley (2-2)	2:52	6-14-1	5-11-1	3,853
3-30	Georgia	W	6-2	^A		Harvey (5-0)	Timm (1-1)	2:28	6-9-0	2-8-2	2,033
3-31	Georgia	W	19-4	^H		Faris (1-2)	Warren (0-1)	3:00	19-19-3	4-8-0	2,804
4-2	*Maryland	W	3-2	^H		Berken (5-1)	CLEM (2-3)	2:26	3-10-0	2-7-1	2,974
4-3	*Maryland	W	9-2	H		Lumsden (2-1)	Kane (1-4)	2:36	9-16-0	2-8-0	4,351
4-4	*Maryland	W	8-2	H		Rohrbaugh (2-1)	Hart (1-6)	2:20	8-8-2	2-8-5	3,868
4-7	South Carolina (6-9-7)	W	9-4	^H	NR-23-NR	Cribb (2-0)	Rawl (6-2)	2:48	9-16-2	4-9-2	5,107
4-9	*Virginia	L	1-5	^A	NR-23-NR	Lumsden (2-2)	Dobies (6-0)	2:23	1-5-1	5-9-0	2,000
4-10	*Virginia ⁽¹⁾	L	3-4	A	NR-23-NR	P. Hogan (0-2)	Koshansky (6-1)	2:18	3-6-1	4-7-2	1,150
4-10	*Virginia ⁽²⁾	L	1-3	A	NR-23-NR	Faris (1-3)	EVERY (4-1)	1:57	1-4-1	3-7-1	1,577
4-13	Winthrop	W	9-5	^H		Harvey (6-0)	Edwards (2-2)	3:22	9-11-1	5-9-3	2,325
4-14	South Carolina (6-13-6)	W	13-5	^A		Jackson (1-1)	Fletcher (4-1)	2:35	13-20-0	5-9-2	5,782
4-16	*North Carolina ^N (20-10-17)	W	2-1	^A		Lumsden (3-2)	Bard (6-1)	2:17	2-6-1	1-6-0	1,765
4-17	*North Carolina (20-10-17)	L	0-4	A		Rohrbaugh (2-2)	Bakker (3-3)	2:31	0-8-1	4-11-0	2,225
4-18	*North Carolina (20-10-17)	W ⁽¹⁰⁾	4-2	A		Jackson (2-1)	Bard (6-2)	3:25	4-10-0	2-9-4	1,653
4-20	The Citadel	W	13-4	^H	NR-17-NR	Hahn (2-0)	Beckham (1-2)	2:33	13-16-1	4-13-4	3,046
4-21	Western Carolina	W	8-7	^H	NR-17-NR	Jackson (3-1)	Lindner (1-2)	2:39	8-8-1	7-11-1	2,980
4-23	*N.C. State	W	2-1	^H	NR-17-NR	P. Hogan (1-2)	McLaurin (2-3)	2:21	2-5-1	1-7-3	4,464
4-24	*N.C. State	W	4-3	^H	NR-17-NR	Sipp (1-1)	Cretarolo (3-2)	2:45	4-9-3	3-5-0	4,631
4-25	*N.C. State	W	9-6	H	NR-17-NR	Rohrbaugh (3-2)	Davidson (4-2)	2:54	9-10-3	6-7-2	3,993
5-1	*Florida State (NR-24-NR)	L	6-11	^H	22-11-25	Jackson (3-2)	James (5-2)	3:13	6-8-2	11-12-6	5,079
5-2	*Florida State (NR-24-NR)	L	1-10	H	22-11-25	Rohrbaugh (3-3)	Schultz (5-0)	2:16	1-5-1	10-15-0	2,900
5-3	*Florida State (NR-24-NR)	W	18-9	H	NR-13-NR	Mahoney (1-2)	Cannon (7-5)	3:16	18-18-1	9-12-2	3,184
5-5	Charleston Southern	W	3-2	^H	NR-13-NR	Cribb (3-0)	Fasulo (3-2)	2:15	3-9-1	2-6-1	2,802
5-7	Central Florida (24-NR-NR)	W	8-5	^H	NR-13-NR	Rohrbaugh (4-3)	Fox (10-2)	2:36	8-11-0	5-11-0	3,457
5-8	Central Florida (24-NR-NR)	L	4-7	^H	NR-13-NR	Mahoney (1-3)	K. BONO (8-0)	2:31	4-8-2	7-7-4	4,448
5-9	Central Florida (24-NR-NR)	L	2-3	H	NR-13-NR	Jackson (3-3)	Newlin (3-0)	2:37	2-9-5	3-6-1	3,096
5-11	Furman	W	16-5	^H	NR-20-NR	Sipp (2-1)	Hodinka (3-3)	3:13	16-17-2	5-10-4	2,875
5-12	College of Charleston	W	19-8	^H	NR-20-NR	Hahn (3-0)	Piccola (4-3)	2:55	19-19-3	8-16-1	3,139
5-14	*Georgia Tech (25-15-NR)	L	3-8	^A	NR-20-NR	Cribb (3-1)	Owings (7-2)	2:40	3-7-3	8-12-1	2,408
5-15	*Georgia Tech (25-15-NR)	L	3-11	A	NR-20-NR	Rohrbaugh (4-4)	Kown (8-1)	2:48	3-9-4	11-8-1	2,290
5-16	*Georgia Tech (25-15-NR)	L	4-8	A	NR-20-NR	Lumsden (3-3)	Burks (6-5)	2:41	4-11-2	8-12-0	3,472
5-20	*Duke	W	10-1	^A		Cribb (4-1)	Burke (5-7)	2:30	10-11-2	1-5-3	215
5-21	*Duke	L	1-2	A		ROHRBAUGH (4-5)	Schreiber (5-4)	2:02	1-3-0	2-5-0	323
5-22	*Duke	W	9-6	A		Lumsden (4-3)	Layden (5-5)	3:11	9-12-2	6-8-1	476
5-26	+North Carolina (NR-23-20)	W	7-6	N2	NR-22-NR	P. Hogan (2-2)	Gross (3-3)	3:05	7-15-0	6-13-1	2,470
5-27	+Georgia Tech (10-5-17)	L ⁽¹³⁾	7-11	N2	NR-22-NR	P. Hogan (2-3)	Goodman (4-1)	4:29	7-12-1	11-16-1	2,015
5-28	+N.C. State	W	12-1	N2	NR-22-NR	Lumsden (5-3)	Cretarolo (3-3)	2:46	12-17-2	1-5-0	1,483
5-28	+North Carolina (NR-23-20)	L	5-6	^N2	NR-22-NR	Sipp (2-2)	Gross (4-3)	2:39	5-9-2	6-12-2	3,298
6-4	\$Birmingham-Southern	W	10-6	^N3	NR-22-NR	Jackson (4-3)	Letson (12-3)	2:52	10-12-1	6-9-1	1,709
6-5	\$Georgia (11-10-20)	L	3-6	A3	NR-22-NR	Lumsden (5-4)	Startup (6-2)	2:37	3-8-2	6-12-1	3,431
6-5	\$Birmingham-Southern	W	5-4	^N3	NR-22-NR	P. Hogan (3-3)	Robertson (5-2)	2:30	5-12-0	4-9-0	1,362
6-6	\$Georgia ⁽¹⁾ (11-10-20)	W	10-9	A3	NR-22-NR	Cribb (5-1)	Boggs (2-4)	2:58	10-8-1	9-13-1	3,225
6-6	\$Georgia ⁽²⁾ (11-10-20)	L ⁽¹⁰⁾	6-7	A3	NR-22-NR	P. Hogan (3-4)	Startup (7-2)	3:01	6-10-4	7-11-0	1,651

* - ACC regular-season game; %, N1 - Keith LeClair Invitational at Greenville, NC; +, N2 - ACC Tournament at Salem, VA; \$, N3, A3 - NCAA Regional at Athens, GA; ^ - night game; - - decision came in a starting role; ^N - due to a power outage, game was completed on Apr. 17; Note: Pitchers in ALL CAPS denotes a complete game; **bold** denotes a Clemson home game; rankings by **Baseball America**, **Collegiate Baseball**, **Sports Weekly**; official home attendance (32 dates): 116,781 (3,649 per date).

2005 CLEMSON BASEBALL



2004 ACC Regular-Season Stats

#	Player	Avg	GP-GS	AB	R	H	2B	3B	HR	RBI	TB	Slg%	BB	HP	SO	GDP	OB%	SF	SH	SB-SBA
17	Andy D'Alessio	.371	22-20	70	10	26	3	0	2	12	35	.500	16	0	15	3	.483	1	0	0-0
35	Kris Harvey	.302	24-24	96	17	29	9	0	4	19	50	.521	8	0	12	1	.356	0	0	1-3
5	Russell Triplett	.282	24-24	85	6	24	1	0	0	13	25	.294	5	3	9	1	.337	2	2	3-4
43	Lou Santangelo	.272	24-24	92	19	25	4	1	7	16	52	.565	11	2	26	0	.358	1	0	3-3
3	Herman Demmink	.263	20-20	76	11	20	3	0	1	10	26	.342	3	1	17	0	.300	0	3	4-4
21	Brad McCann	.247	22-22	81	18	20	4	0	4	17	36	.444	14	3	15	2	.378	0	0	1-2
1	Tony Sipp	.194	18-15	62	9	12	1	0	0	2	13	.210	7	0	7	2	.275	0	0	6-7
----- Others -----																				
41	Tyler Colvin	.345	22-15	58	9	20	6	0	2	7	32	.552	3	0	4	0	.377	0	2	3-4
47	Travis Storrer	.254	16-16	63	10	16	3	2	0	3	23	.365	6	0	7	4	.319	0	1	1-1
37	John Ingram	.229	18-14	48	7	11	1	0	1	8	15	.313	7	0	12	0	.327	0	0	2-2
6	Garrick Evans	.217	18-14	46	5	10	1	0	1	2	14	.304	1	1	16	1	.250	0	0	1-2
15	Ryan Hub	.214	14-4	14	2	3	0	0	0	3	3	.214	2	1	1	1	.353	0	1	1-1
25	Brady Everett	.182	9-3	11	1	2	1	0	0	1	3	.273	3	1	3	0	.400	0	0	0-0
9	Zane Green	.143	15-1	7	1	1	0	0	0	1	1	.143	4	0	2	1	.455	0	0	1-2
26	Daniel Pritchard	.000	7-0	5	0	0	0	0	0	0	0	.000	0	0	3	0	.000	0	0	0-0
16	Collin Mahoney	.000	3-0	3	0	0	0	0	0	0	0	.000	0	0	1	0	.000	0	0	0-0
22	Steven Jackson	.000	1-0	1	0	0	0	0	0	0	0	.000	0	0	0	0	.000	0	0	0-0
19	C.J. Gaddis	.000	6-0	1	2	0	0	0	0	0	0	.000	0	0	1	0	.000	0	0	1-1
	CLEMSON	.267	24-24	819	127	219	37	3	22	114	328	.400	90	12	151	16	.347	4	9	28-36
	OPPONENTS	.257	24-24	798	116	205	43	4	8	102	280	.351	82	8	178	18	.329	9	17	20-28

LOB - Team (183), Opp (171). DPs turned - Team (19), Opp (23). CI - Team (0). IBB - Team (7), McCann 3, Ingram 2, D'Alessio 1, Sipp 1, Opp (1).

#	Player	ERA	W-L	APP	GS	CG	SHO/CBO	SV	IP	H	R	*ER	BB	SO	AB	Opp Avg	WP	HBP	BK
44	Robert Rohrbaugh	2.90	3-4	8	8	1	0/0	0	49.2	44	19	16	13	30	180	.244	2	1	0
24	Tyler Lumsden	3.88	4-2	8	8	0	0/0	0	46.1	47	26	20	26	43	176	.267	2	1	1
----- Others -----																			
18	Jason Berken	0.00	2-0	4	4	0	0/0	0	20.0	8	4	0	8	15	67	.119	3	0	0
1	Tony Sipp	3.78	1-0	9	0	0	0/0	2	16.2	18	7	7	4	18	67	.269	1	0	0
16	Collin Mahoney	4.50	1-0	8	0	0	0/0	0	10.0	13	6	5	5	14	39	.333	2	0	0
22	Steven Jackson	4.60	1-1	9	1	0	0/0	0	15.2	17	11	8	5	12	67	.254	2	1	0
29	Patrick Hogan	4.70	1-1	8	0	0	0/0	4	15.1	11	10	8	7	21	56	.196	4	4	0
48	Josh Cribb	6.89	1-1	6	1	0	0/0	0	15.2	20	14	12	5	14	63	.317	1	0	0
20	Stephen Faris	7.11	0-1	5	2	0	0/0	0	12.2	18	10	10	4	5	51	.353	0	1	0
27	Jeff Hahn	9.00	0-0	6	0	0	0/0	0	7.0	9	9	7	5	6	32	.281	1	0	0
	CLEMSON	3.96	14-10	24	24	1	0/0	6	209.0	205	116	92	82	178	798	.257	18	8	1
	OPPONENTS	4.11	10-14	24	24	2	1/1	4	208.0	219	127	95	90	151	819	.267	10	12	3

PB - Team (3), Santangelo 3, Opp (5). Pickoffs - Team (4), Faris 2, Rohrbaugh 1, Santangelo 1, Opp (5). IBB - Team (1), Rohrbaugh 1, Opp (7); * - Clemson had one team unearned run.
Note: **Bold** denotes returning player.

Career Stats of 2005 Players

#	Player	Avg	GP-GS	AB	R	H	2B	3B	HR	RBI	TB	Slg%	BB	HP	SO	GDP	OB%	SF	SH	SB-SBA
24	Andy D'Alessio	.333	60-51	180	29	60	10	0	4	22	82	.456	35	0	47	5	.440	1	4	2-2
35	Kris Harvey	.328	66-59	238	46	78	17	0	10	52	125	.525	17	1	35	4	.371	3	2	4-8
5	Travis Storrer	.315	53-53	216	49	68	13	2	7	33	106	.491	19	2	31	5	.376	0	2	5-6
28	Gene Pierce	.300	21-0	10	3	3	1	0	1	3	7	.700	1	1	4	0	.417	0	0	0-0
3	Herman Demmink	.293	98-75	280	52	82	13	2	4	43	111	.396	24	6	51	3	.360	1	6	8-12
21	Tyler Colvin	.289	52-31	128	21	37	10	0	2	19	53	.414	11	1	16	0	.350	0	3	4-5
15	John Ingram	.271	42-26	96	17	26	6	0	4	21	44	.458	12	1	28	1	.358	0	0	2-2
26	Daniel Pritchard	.111	33-0	18	4	2	0	0	0	2	2	.111	0	1	9	0	.158	0	1	1-1
1	C.J. Gaddis	.000	22-3	16	6	0	0	0	0	2	0	.000	4	1	8	0	.238	0	0	3-4

#	Player	ERA	W-L	APP	GS	CG	SHO/CBO	SV	IP	H	R	ER	BB	SO	BF	Opp Avg	WP	HBP	BK
18	Jason Berken	2.90	9-3	29	18	0	0/3	0	105.2	88	45	34	43	81	444	.229	12	5	2
44	Robert Rohrbaugh	3.72	4-6	46	13	1	0/3	1	106.1	107	50	44	34	71	452	.270	7	7	0
48	Josh Cribb	3.78	5-2	33	2	0	0/4	2	85.2	85	45	36	21	77	364	.261	2	5	1
27	Jeff Hahn	3.96	11-7	63	9	0	0/1	4	145.1	151	74	64	53	99	627	.275	17	11	8
31	P.J. Zocchi	4.50	0-0	3	1	0	0/1	0	6.0	7	3	3	2	7	26	.304	1	0	0
35	Kris Harvey	6.01	10-1	27	20	0	0/4	1	97.1	108	69	65	54	74	456	.282	4	10	1
20	Stephen Faris	6.86	1-3	17	5	0	0/0	0	42.0	57	35	32	11	24	195	.328	4	5	0

Note: Only includes stats of players while at Clemson.

2004 Postseason Stats

ACC Tournament

#	Player	Avg	GP-GS	AB	R	H	2B	3B	HR	RBI	TB	Slg%	BB	HP	SO	GDP	OB%	SF	SH	SB-SBA
47	Travis Storrer	.500	4-4	20	7	10	3	0	0	4	13	.650	0	1	0	1	.524	0	1	0-0
21	Brad McCann	.500	4-4	18	6	9	3	0	2	6	18	1.000	3	1	1	0	.591	0	0	0-1
1	Tony Sipp	.471	4-4	17	6	8	4	1	0	2	14	.824	5	0	1	0	.591	0	0	0-0
35	Kris Harvey	.353	4-4	17	3	6	2	0	0	4	8	.471	1	0	2	1	.389	0	1	0-0
41	Tyler Colvin	.333	4-3	12	1	4	1	0	0	2	5	.417	2	0	2	0	.429	0	0	0-0
5	Russell Triplett	.316	4-4	19	2	6	2	0	0	4	8	.421	1	0	4	0	.350	0	0	2-2
43	Lou Santangelo	.316	4-4	19	4	6	2	0	1	5	11	.579	1	0	5	1	.350	0	0	0-0
17	Andy D'Alessio	.267	4-4	15	2	4	0	0	0	2	4	.267	2	0	6	0	.353	0	2	2-2
9	Zane Green	.000	3-1	5	0	0	0	0	0	0	0	.000	4	0	1	0	.444	0	0	0-1
37	John Ingram	.000	2-1	5	0	0	0	0	0	0	0	.000	0	0	3	0	.000	0	0	0-0
3	Herman Demmink	.000	3-2	5	0	0	0	0	0	0	0	.000	2	0	2	1	.286	0	0	0-0
6	Garrick Evans	.000	4-0	2	0	0	0	0	0	0	0	.000	0	0	1	0	.000	0	0	0-0
25	Brady Everett	.000	1-0	2	0	0	0	0	0	0	0	.000	0	0	1	0	.000	0	0	0-0
19	C.J. Gaddis	.000	2-0	2	0	0	0	0	0	0	0	.000	0	0	1	0	.000	0	0	1-1
15	Ryan Hub	.000	3-1	2	0	0	0	0	0	0	0	.000	0	0	2	0	.000	0	0	0-0
26	Daniel Pritchard	.000	1-0	1	0	0	0	0	0	0	0	.000	0	0	0	0	.000	0	0	0-0
16	Collin Mahoney	.000	1-0	1	0	0	0	0	0	0	0	.000	0	0	1	0	.000	0	0	0-0
	CLEMSON	.327	4-4	162	31	53	17	1	3	29	81	.500	21	2	33	4	.411	0	4	5-7
	OPPONENTS	.288	4-4	160	24	46	10	1	3	23	67	.419	17	6	37	2	.375	1	1	3-7

#	Player	ERA	W-L	APP	GS	CG	SHO/CBO	SV	IP	H	R	ER	BB	SO	AB	Opp Avg	WP	HBP	BK
16	Collin Mahoney	0.00	0-0	1	0	0	0/0	0	1.1	0	0	0	1	1	3	.000	0	0	0
20	Stephen Faris	0.00	0-0	1	0	0	0/0	0	0.2	0	0	0	1	0	1	.000	0	0	0
24	Tyler Lumsden	1.17	1-0	1	1	0	0/0	0	7.2	5	1	1	3	10	29	.172	0	1	0
1	Tony Sipp	2.45	0-1	2	0	0	0/0	0	3.2	5	2	1	1	6	18	.278	1	1	0
48	Josh Cribb	3.38	0-0	2	0	0	0/0	0	5.1	5	2	2	1	7	20	.250	0	0	0
44	Robert Rohrbaugh	5.06	0-0	1	1	0	0/0	0	5.1	7	3	3	1	3	22	.318	2	1	0
29	Patrick Hogan	6.23	1-1	2	0	0	0/0	0	4.1	5	5	3	5	4	18	.278	0	0	0
22	Steven Jackson	6.75	0-0	1	0	0	0/0	0	1.1	2	1	1	0	0	5	.400	0	1	0
35	Kris Harvey	9.00	0-0	1	1	0	0/0	0	4.0	8	4	4	1	2	19	.421	0	1	0
18	Jason Berken	9.82	0-0	1	1	0	0/0	0	3.2	7	4	4	1	2	18	.389	0	0	0
27	Jeff Hahn	10.80	0-0	2	0	0	0/0	0	1.2	2	2	2	2	2	7	.286	0	1	0
	CLEMSON	4.85	2-2	4	4	0	0/0	0	39.0	46	24	21	17	37	160	.288	3	6	0
	OPPONENTS	7.09	2-2	4	4	0	0/0	0	39.1	53	31	31	21	33	162	.327	3	2	0

NCAA Tournament

#	Player	Avg	GP-GS	AB	R	H	2B	3B	HR	RBI	TB	Slg%	BB	HP	SO	GDP	OB%	SF	SH	SB-SBA
6	Garrick Evans	.400	4-3	10	5	4	2	0	0	0	6	.600	1	0	3	1	.455	0	0	0-0
5	Russell Triplett	.375	5-5	16	2	6	1	0	1	3	10	.625	1	1	1	0	.444	0	2	0-0
1	Tony Sipp	.364	5-5	22	6	8	3	1	0	6	13	.591	2	0	4	0	.417	0	0	0-0
43	Lou Santangelo	.333	5-5	21	3	7	3	0	2	9	16	.762	2	0	5	0	.391	0	0	0-1
35	Kris Harvey	.316	5-5	19	4	6	1	0	0	0	7	.368	3	0	3	0	.409	0	0	0-1
21	Brad McCann	.313	5-5	16	4	5	0	0	1	3	8	.500	8	0	2	0	.542	0	0	1-1
47	Travis Storrer	.304	5-5	23	6	7	2	0	3	10	18	.783	1	0	6	0	.333	0	0	0-0
17	Andy D'Alessio	.294	5-5	17	2	5	1	0	1	2	9	.529	2	0	6	1	.368	0	1	0-0
15	Ryan Hub	.200	2-2	5	1	1	0	0	0	0	1	.200	1	0	2	0	.333	0	0	0-0
3	Herman Demmink	.077	4-4	13	1	1	0	0	0	1	1	.077	1	0	4	0	.133	1	0	0-0
41	Tyler Colvin	.000	2-1	4	0	0	0	0	0	0	0	.000	0	0	3	0	.000	0	0	0-0
37	John Ingram	.000	2-0	2	0	0	0	0	0	0	0	.000	0	0	1	0	.000	0	0	0-0
25	Brady Everett	.000	1-0	1	0	0	0	0	0	0	0	.000	0	0	0	0	.000	0	0	0-0
9	Zane Green	.000	3-0	1	0	0	0	0	0	0	0	.000	0	0	0	0	.000	0	0	0-0
19	C.J. Gaddis	----	1-0	0	0	0	0	0	0	0	0	----	0	0	0	0	----	0	0	0-1
	CLEMSON	.294	5-5	170	34	50	13	1	8	34	89	.524	22	1	40	2	.376	1	3	1-4
	OPPONENTS	.300	5-5	180	32	54	7	0	11	30	94	.522	13	2	50	7	.352	1	4	5-9

#	Player	ERA	W-L	APP	GS	CG	SHO/CBO	SV	IP	H	R	ER	BB	SO	AB	Opp Avg	WP	HBP	BK
22	Steven Jackson	3.38	1-0	1	0	0	0/0	0	2.2	3	1	1	1	5	12	.250	1	0	1
29	Patrick Hogan	3.86	1-1	2	0	0	0/0	0	4.2	7	2	2	2	5	18	.389	1	0	0
48	Josh Cribb	4.50	1-0	2	0	0	0/0	1	10.0	7	5	5	2	10	37	.189	0	0	0
27	Jeff Hahn	4.50	0-0	1	1	0	0/0	0	6.0	5	3	3	1	4	21	.238	0	0	1
1	Tony Sipp	4.91	0-0	2	0	0	0/0	0	7.1	7	4	4	0	10	29	.241	1	1	0
20	Stephen Faris	6.75	0-0	1	1	0	0/0	0	4.0	4	3	3	1	1	14	.286	1	1	0
24	Tyler Lumsden	9.00	0-1	1	1	0	0/0	0	4.0	7	4	4	2	7	18	.389	0	0	0
35	Kris Harvey	12.00	0-0	1	1	0	0/0	0	3.0	7	4	4	1	6	16	.438	1	0	0
44	Robert Rohrbaugh	16.20	0-0	2	1	0	0/0	0	3.1	7	6	6	3	2	15	.467	0	0	0
	CLEMSON	6.40	3-2	5	5	0	0/0	1	45.0	54	32	32	13	50	180	.300	5	2	2
	OPPONENTS	6.75	2-3	5	5	0	0/0	0	44.0	50	34	33	22	40	170	.294	5	1	1

2005 CLEMSON BASEBALL



Career ACC Tournament Stats

#18 Jason Berken

#	Player (Year)	ERA	W-L	APP	GS	CG	SHO/CBO	SV	IP	H	R	ER	BB	SO	AB	O/BA	WP	HBP	BK
18	Jason Berken - 2003	0.00	0-0	1	0	0	0/0	0	1.1	2	1	0	0	0	5	.400	0	0	0
18	Jason Berken - 2004	9.82	0-0	1	1	0	0/0	0	3.2	7	4	4	1	2	18	.389	0	0	0
18	Jason Berken - Total	7.20	0-0	2	1	0	0/0	0	5.0	9	5	4	1	2	23	.391	0	0	0

#21 Tyler Colvin

#	Player (Year)	Avg	GP-GS	AB	R	H	2B	3B	HR	RBI	TB	Slg%	BB	HP	SO	GDP	OB%	SF	SH	SB-SBA
21	Tyler Colvin - 2004	.333	4-3	12	1	4	1	0	0	2	5	.417	2	0	2	0	.429	0	0	0-0

#48 Josh Cribb

#	Player (Year)	ERA	W-L	APP	GS	CG	SHO/CBO	SV	IP	H	R	ER	BB	SO	AB	O/BA	WP	HBP	BK
48	Josh Cribb - 2003	9.00	0-0	1	0	0	0/0	0	2.0	5	2	2	1	2	10	.500	0	0	1
48	Josh Cribb - 2004	3.38	0-0	2	0	0	0/0	0	5.1	5	2	2	1	7	20	.250	0	0	0
48	Josh Cribb - Total	4.91	0-0	3	0	0	0/0	0	7.1	10	4	4	2	9	30	.333	0	0	1

#24 Andy D'Alessio

#	Player (Year)	Avg	GP-GS	AB	R	H	2B	3B	HR	RBI	TB	Slg%	BB	HP	SO	GDP	OB%	SF	SH	SB-SBA
24	Andy D'Alessio - 2004	.267	4-4	15	2	4	0	0	0	2	4	.267	2	0	6	0	.353	0	2	2-2

#3 Herman Demmink

#	Player (Year)	Avg	GP-GS	AB	R	H	2B	3B	HR	RBI	TB	Slg%	BB	HP	SO	GDP	OB%	SF	SH	SB-SBA
3	Herman Demmink - 2003	.000	1-0	1	0	0	0	0	0	0	0	.000	0	0	1	0	.000	0	0	0-0
3	Herman Demmink - 2004	.000	3-2	5	0	0	0	0	0	0	0	.000	2	0	2	1	.286	0	0	0-0
3	Herman Demmink - Total	.000	4-2	6	0	0	0	0	0	0	0	.000	2	0	3	1	.250	0	0	0-0

#20 Stephen Faris

#	Player (Year)	ERA	W-L	APP	GS	CG	SHO/CBO	SV	IP	H	R	ER	BB	SO	AB	O/BA	WP	HBP	BK
20	Stephen Faris - 2004	0.00	0-0	1	0	0	0/0	0	0.2	0	0	0	1	0	1	.000	0	0	0

#1 C.J. Gaddis

#	Player (Year)	Avg	GP-GS	AB	R	H	2B	3B	HR	RBI	TB	Slg%	BB	HP	SO	GDP	OB%	SF	SH	SB-SBA
1	C.J. Gaddis - 2004	.000	2-0	2	0	0	0	0	0	0	0	.000	0	0	1	0	.000	0	0	1-1

#27 Jeff Hahn

#	Player (Year)	ERA	W-L	APP	GS	CG	SHO/CBO	SV	IP	H	R	ER	BB	SO	AB	O/BA	WP	HBP	BK
27	Jeff Hahn - 2002	0.00	0-0	1	0	0	0/0	1	2.0	2	0	0	0	0	6	.333	0	0	0
27	Jeff Hahn - 2003	0.00	0-0	1	0	0	0/0	0	4.1	6	0	0	0	2	18	.333	0	0	0
27	Jeff Hahn - 2004	10.80	0-0	2	0	0	0/0	0	1.2	2	2	2	2	2	7	.286	0	1	0
27	Jeff Hahn - Total	2.25	0-0	4	0	0	0/0	1	8.0	10	2	2	2	4	31	.323	0	1	0

#35 Kris Harvey

#	Player (Year)	Avg	GP-GS	AB	R	H	2B	3B	HR	RBI	TB	Slg%	BB	HP	SO	GDP	OB%	SF	SH	SB-SBA
35	Kris Harvey - 2004	.353	4-4	17	3	6	2	0	0	4	8	.471	1	0	2	1	.389	0	1	0-0

#	Player (Year)	ERA	W-L	APP	GS	CG	SHO/CBO	SV	IP	H	R	ER	BB	SO	AB	O/BA	WP	HBP	BK
35	Kris Harvey - 2003	0.00	0-0	1	0	0	0/0	0	1.0	0	0	0	0	1	3	.000	0	0	0
35	Kris Harvey - 2004	9.00	0-0	1	1	0	0/0	0	4.0	8	4	4	1	2	19	.421	0	1	0
35	Kris Harvey - Total	7.20	0-0	2	1	0	0/0	0	5.0	8	4	4	1	3	22	.364	0	1	0

#15 John Ingram

#	Player (Year)	Avg	GP-GS	AB	R	H	2B	3B	HR	RBI	TB	Slg%	BB	HP	SO	GDP	OB%	SF	SH	SB-SBA
15	John Ingram - 2004	.000	2-1	5	0	0	0	0	0	0	0	.000	0	0	3	0	.000	0	0	0-0

#26 Daniel Pritchard

#	Player (Year)	Avg	GP-GS	AB	R	H	2B	3B	HR	RBI	TB	Slg%	BB	HP	SO	GDP	OB%	SF	SH	SB-SBA
26	Daniel Pritchard - 2004	.000	1-0	1	0	0	0	0	0	0	0	.000	0	0	0	0	.000	0	0	0-0

#44 Robert Rohrbaugh

#	Player (Year)	ERA	W-L	APP	GS	CG	SHO/CBO	SV	IP	H	R	ER	BB	SO	AB	O/BA	WP	HBP	BK
44	Robert Rohrbaugh - 2003	0.00	0-0	1	0	0	0/0	0	1.0	1	0	0	0	1	3	.333	1	0	0
44	Robert Rohrbaugh - 2004	5.06	0-0	1	1	0	0/0	0	5.1	7	3	3	1	3	22	.318	2	1	0
44	Robert Rohrbaugh - Total	4.26	0-0	2	1	0	0/0	0	6.1	8	3	3	1	4	25	.320	3	1	0

#5 Travis Storrer

#	Player (Year)	Avg	GP-GS	AB	R	H	2B	3B	HR	RBI	TB	Slg%	BB	HP	SO	GDP	OB%	SF	SH	SB-SBA
5	Travis Storrer - 2004	.500	4-4	20	7	10	3	0	0	4	13	.650	0	1	0	1	.524	0	1	0-0

Career NCAA Tournament Stats

#18 Jason Berken

#	Player (Year)	ERA	W-L	APP	GS	CG	SHO/CBO	SV	IP	H	R	ER	BB	SO	AB	O/BA	WP	HBP	BK
18	Jason Berken - 2003	9.00	0-0	1	0	0	0/0	0	1.0	3	1	1	0	1	6	.500	1	0	0

#29 Adrian Casanova

#	Player (Year)	Avg	GP-GS	AB	R	H	2B	3B	HR	RBI	TB	Slg%	BB	HP	SO	GDP	OB%	SF	SH	SB-SBA
29	Adrian Casanova - 2002*	-----	1-0	0	0	0	0	0	0	0	0	-----	0	0	0	0	-----	0	0	0-0

* - Florida International

#21 Tyler Colvin

#	Player (Year)	Avg	GP-GS	AB	R	H	2B	3B	HR	RBI	TB	Slg%	BB	HP	SO	GDP	OB%	SF	SH	SB-SBA
21	Tyler Colvin - 2004	.000	2-1	4	0	0	0	0	0	0	0	.000	0	0	3	0	.000	0	0	0-0

#48 Josh Cribb

#	Player (Year)	ERA	W-L	APP	GS	CG	SHO/CBO	SV	IP	H	R	ER	BB	SO	AB	O/BA	WP	HBP	BK
48	Josh Cribb - 2003	0.00	0-0	1	0	0	0/0	0	2.1	4	2	0	0	3	11	.364	0	0	0
48	Josh Cribb - 2004	4.50	1-0	2	0	0	0/0	1	10.0	7	5	5	2	10	37	.189	0	0	0
48	Josh Cribb - Total	3.65	1-0	3	0	0	0/0	1	12.1	11	7	5	2	13	48	.229	0	0	0

#24 Andy D'Alessio

#	Player (Year)	Avg	GP-GS	AB	R	H	2B	3B	HR	RBI	TB	Slg%	BB	HP	SO	GDP	OB%	SF	SH	SB-SBA
24	Andy D'Alessio - 2004	.294	5-5	17	2	5	1	0	1	2	9	.529	2	0	6	1	.368	0	1	0-0

#3 Herman Demmink

#	Player (Year)	Avg	GP-GS	AB	R	H	2B	3B	HR	RBI	TB	Slg%	BB	HP	SO	GDP	OB%	SF	SH	SB-SBA
3	Herman Demmink - 2003	.000	2-0	2	0	0	0	0	0	0	0	.000	0	0	0	0	.000	0	0	0-0
3	Herman Demmink - 2004	.077	4-4	13	1	1	0	0	0	1	1	.077	1	0	4	0	.133	1	0	0-0
3	Herman Demmink - Total	.067	6-4	15	1	1	0	0	0	1	1	.067	1	0	4	0	.118	1	0	0-0

#20 Stephen Faris

#	Player (Year)	ERA	W-L	APP	GS	CG	SHO/CBO	SV	IP	H	R	ER	BB	SO	AB	O/BA	WP	HBP	BK
20	Stephen Faris - 2004	6.75	0-0	1	1	0	0/0	0	4.0	4	3	3	1	1	14	.286	1	1	0

#1 C.J. Gaddis

#	Player (Year)	Avg	GP-GS	AB	R	H	2B	3B	HR	RBI	TB	Slg%	BB	HP	SO	GDP	OB%	SF	SH	SB-SBA
1	C.J. Gaddis - 2004	-----	1-0	0	0	0	0	0	0	0	0	-----	0	0	0	0	-----	0	0	0-1

#27 Jeff Hahn

#	Player (Year)	ERA	W-L	APP	GS	CG	SHO/CBO	SV	IP	H	R	ER	BB	SO	AB	O/BA	WP	HBP	BK
27	Jeff Hahn - 2002	6.00	1-0	3	0	0	0/0	1	6.0	9	4	4	3	4	25	.360	0	2	1
27	Jeff Hahn - 2003	5.40	0-1	1	0	0	0/0	0	3.1	2	3	2	1	2	11	.182	0	0	0
27	Jeff Hahn - 2004	4.50	0-0	1	1	0	0/0	0	6.0	5	3	3	1	4	21	.238	0	0	1
27	Jeff Hahn - Total	5.28	1-1	5	1	0	0/0	1	15.1	16	10	9	5	10	57	.281	0	2	2

#35 Kris Harvey

#	Player (Year)	Avg	GP-GS	AB	R	H	2B	3B	HR	RBI	TB	Slg%	BB	HP	SO	GDP	OB%	SF	SH	SB-SBA
35	Kris Harvey - 2004	.316	5-5	19	4	6	1	0	0	0	7	.368	3	0	3	0	.409	0	0	0-1

#	Player (Year)	ERA	W-L	APP	GS	CG	SHO/CBO	SV	IP	H	R	ER	BB	SO	AB	O/BA	WP	HBP	BK
35	Kris Harvey - 2003	0.00	1-0	1	0	0	0/0	0	1.1	0	0	0	1	0	3	.000	0	1	0
35	Kris Harvey - 2004	12.00	0-0	1	1	0	0/0	0	3.0	7	4	4	1	6	16	.438	1	0	0
35	Kris Harvey - Total	8.31	1-0	2	1	0	0/0	0	4.1	7	4	4	2	6	19	.368	1	1	0

#15 John Ingram

#	Player (Year)	Avg	GP-GS	AB	R	H	2B	3B	HR	RBI	TB	Slg%	BB	HP	SO	GDP	OB%	SF	SH	SB-SBA
15	John Ingram - 2004	.000	2-0	2	0	0	0	0	0	0	0	.000	0	0	1	0	.000	0	0	0-0

#44 Robert Rohrbaugh

#	Player (Year)	ERA	W-L	APP	GS	CG	SHO/CBO	SV	IP	H	R	ER	BB	SO	AB	O/BA	WP	HBP	BK
44	Robert Rohrbaugh - 2003	0.00	0-0	1	0	0	0/0	0	0.2	2	0	0	0	1	4	.500	0	0	0
44	Robert Rohrbaugh - 2004	16.20	0-0	2	1	0	0/0	0	3.1	7	6	6	3	2	15	.467	0	0	0
44	Robert Rohrbaugh - Total	13.50	0-0	3	1	0	0/0	0	4.0	9	6	6	3	3	19	.474	0	0	0

#5 Travis Storrer

#	Player (Year)	Avg	GP-GS	AB	R	H	2B	3B	HR	RBI	TB	Slg%	BB	HP	SO	GDP	OB%	SF	SH	SB-SBA
5	Travis Storrer - 2004	.304	5-5	23	6	7	2	0	3	10	18	.783	1	0	6	0	.333	0	0	0-0



2004 Superlatives

Team			Individual		
At-Bats:	48	vs. Georgia Tech*, 5/27	At-Bats:	7	by Lou Santangelo vs. Georgia Tech*, 5/27
Runs:	19	vs. Georgia, 3/31	Runs:	4	by Brad McCann vs. Georgia, 3/31
	19	vs. College of Charleston, 5/12		4	by Brad McCann vs. College of Charleston, 5/12
Runs in Inning:	11	vs. Florida State, 5/3 (2nd)	Hits:	6	by Brad McCann vs. College of Charleston, 5/12
Hits:	20	vs. South Carolina, 4/14	RBI's:	6	by Lou Santangelo vs. College of Charleston, 3/5
RBI's:	18	vs. Georgia, 3/31		6	by Lou Santangelo vs. Georgia, 3/31
Doubles:	8	vs. N.C. State, 5/28		6	by Brad McCann vs. College of Charleston, 5/12
Triples:	2	vs. Georgia, 3/31		3	by Tyler Colvin vs. Florida State, 5/3
Home Runs:	5	vs. Auburn, 3/12		1	by many
Extra Base Hits:	9	vs. Florida State, 5/3		2	by Lou Santangelo vs. College of Charleston, 3/5
Total Bases:	33	vs. South Carolina, 4/14		2	by Brad McCann vs. College of Charleston, 5/12
	33	vs. Florida State, 5/3		3	by many
Walks By CU Hitters:	10	vs. Furman, 5/11	Extra Base Hits:	13	by Brad McCann vs. College of Charleston, 5/12
Runners Left on Base:	13	vs. Winthrop, 4/13	Total Bases:	4	by Tony Sipp vs. Georgia Tech*, 5/27
	13	vs. Furman, 5/11	Walks By CU Hitters:	4	by Brad McCann vs. Birmingham-Southern, 6/4
	13	vs. Duke, 5/22		2	by Russell Triplett vs. Birmingham-Southern, 6/4
Sacrifice Bunts:	2	vs. North Carolina, 5/26	Sacrifice Bunts:	1	by many
	2	vs. Georgia Tech*, 5/27	Sacrifice Flies:	2	by Lou Santangelo vs. Maryland, 4/3
	2	vs. Birmingham-Southern, 6/4	Hit-By-Pitch By CU Hitters:	3	by Tony Sipp vs. N.C. State, 4/25
Sacrifice Flies:	2	vs. Georgia Southern, 2/29	Stolen Bases:	3	by Tony Sipp vs. N.C. State, 4/25
	2	vs. South Carolina^, 3/7	Stolen Base Attempts:	15	by Lou Santangelo vs. North Carolina, 4/16
Hit-By-Pitch:	3	vs. Georgia, 3/31	Putouts:	8	by Russell Triplett vs. The Citadel, 4/20
Stolen Bases:	6	vs. Coastal Carolina, 3/16	Assists:	2	by many
Stolen Base Attempts:	6	vs. Coastal Carolina, 3/16	Errors:	8.0	by Robert Rohrbaugh vs. Maryland, 4/4
Batting Average:	.452	vs. Georgia, 3/31	Innings Pitched:	8.0	by Robert Rohrbaugh vs. Duke, 5/21
Slugging Percentage:	.816	vs. Auburn, 3/12	Strikeouts By CU Pitchers:	10	by Tyler Lumsden vs. North Carolina, 4/16
Putouts:	39	vs. Georgia Tech*, 5/27		10	by Tyler Lumsden vs. Central Florida, 5/8
Assists:	17	vs. Charlotte, 2/24		10	by Tyler Lumsden vs. N.C. State, 5/28
	17	vs. Elon, 3/24			
	17	vs. Western Carolina, 4/21			
	17	vs. Georgia Tech*, 5/27			
Double Plays Turned:	4	vs. The Citadel, 4/20			
Errors:	5	vs. Auburn, 3/14			
	5	vs. Central Florida, 5/9			
Victory Margin:	+15	vs. Georgia, 3/31			
Longest Game:	4:29	vs. Georgia Tech*, 5/27			
Shortest Game:	1:49	vs. Georgia Southern, 2/28			
Innings Pitched:	13.0	vs. Georgia Tech*, 5/27			
Strikeouts By CU Pitchers:	16	vs. North Carolina, 4/16			

* - 13-inning game; ^ - 10-inning game; Note: **Bold** denotes a Clemson home game.

2004 Home Runs												
#	Player ^(#)	Opponent (Date)	Inn.	Outs	H	L/R						
1.	McCann ⁽¹⁾	Charlotte (2/24)	1	2	1	L	27.	Santangelo ⁽⁶⁾	Elon (3/23)	6	0	1 R
2.	Storror ⁽¹⁾	East Carolina (2/28)	3	0	2	R	28.	Harvey ⁽²⁾	* Wake Forest (3/26)	2	0	2 R
3.	McCann ⁽²⁾	Georgia Southern (2/29)	3	2	3	R	29.	D'Alessio ⁽²⁾	* Wake Forest (3/26)	3	1	3 R
4.	Ingram ⁽¹⁾	Georgia Southern (2/29)	8	2	3	L	30.	Hub ⁽¹⁾	Georgia (3/30)	2	1	1 L
5.	Santangelo ⁽¹⁾	East Carolina (2/29)	6	1	3	L	31.	McCann ⁽⁶⁾	Georgia (3/31)	1	1	2 L
6.	Demmink ⁽¹⁾	Gardner-Webb (3/3)	2	0	2	R	32.	Santangelo ⁽⁷⁾	Georgia (3/31)	4	1	4 R
7.	Triplett ⁽¹⁾	Gardner-Webb (3/3)	5	1	4	R	33.	Harvey ⁽³⁾	* Maryland (4/2)	1	1	1 R
8.	Santangelo ⁽²⁾	College of Charleston (3/5)	1	1	3	L	34.	Harvey ⁽⁴⁾	* Maryland (4/3)	1	1	1 R
9.	Everett ⁽¹⁾	College of Charleston (3/5)	3	2	1	L	35.	McCann ⁽⁷⁾	* Maryland (4/3)	3	2	1 R
10.	Santangelo ⁽³⁾	College of Charleston (3/5)	6	1	3	L	36.	McCann ⁽⁸⁾	* Maryland (4/4)	7	0	4 R
11.	Storror ⁽²⁾	South Carolina (3/6)	6	2	2	R	37.	Santangelo ⁽⁸⁾	* Maryland (4/4)	7	0	1 R
12.	Demmink ⁽²⁾	South Carolina (3/7)	3	0	1	R	38.	Demmink ⁽³⁾	South Carolina (4/7)	1		

2004 Game-By-Game Batting

Date	Opponent	Colvin AB-R-H-RBI	D'Alessio AB-R-H-RBI	Demmink AB-R-H-RBI	Evans AB-R-H-RBI	Everett AB-R-H-RBI	Green AB-R-H-RBI	Harvey AB-R-H-RBI	Hub AB-R-H-RBI	Ingram AB-R-H-RBI	McCann AB-R-H-RBI	Santangelo AB-R-H-RBI	Sipp AB-R-H-RBI	Storrier AB-R-H-RBI	Triplett AB-R-H-RBI
2-24	Charlotte	*3-0-0-0	-----	*2-2-0-0	*3-1-0-0	0-0-0-0	*1-0-0-0	-----	0-0-0-0	-----	*5-1-4-2	*4-0-2-0	*4-0-1-1	*3-0-0-0	*4-0-1-0
2-28	% Georgia Southern	-----	1-0-0-0	-----	*3-1-2-1	*3-0-0-0	0-0-0-0	*3-0-1-2	0-0-0-0	-----	*4-1-2-0	*3-0-0-0	*3-1-1-1	*3-0-1-0	*3-0-1-0
2-28	% East Carolina	-----	*4-0-1-0	*4-0-1-0	-----	-----	*4-0-0-0	*5-0-1-0	-----	-----	*5-0-0-0	*4-0-1-0	*3-1-1-0	*5-1-2-2	*5-0-0-0
2-29	% Georgia Southern	2-0-0-0	*3-0-0-0	-----	-----	*3-1-1-1	*1-1-0-0	-----	*2-1-1-2	1-1-1-3	*4-2-3-3	-----	*3-1-1-0	*3-1-0-0	*4-0-1-0
2-29	% East Carolina	-----	*3-0-0-0	*1-0-0-0	-----	*1-0-0-0	*4-0-1-1	2-0-0-0	*3-1-1-0	1-0-0-0	*4-1-2-0	*4-1-1-3	-----	*3-1-1-0	*3-0-1-0
3- 3	Gardner-Webb	0-0-0-0	*2-2-1-0	*4-1-1-2	-----	-----	*4-1-1-2	*3-0-1-0	0-0-0-0	-----	*4-1-1-0	*3-1-2-0	*5-0-1-0	*5-0-2-0	*3-2-1-4
3- 5	College of Charleston	*4-1-1-0	1-1-1-0	1-0-0-0	*4-0-1-1	*6-1-3-2	1-1-0-0	-----	*2-0-0-0	0-1-0-0	*5-2-1-1	*5-3-3-6	*4-3-2-0	*4-0-2-0	*4-2-2-3
3- 6	South Carolina	-----	1-0-0-0	-----	*2-0-1-0	*3-0-0-0	*3-0-0-0	*2-0-0-0	-----	-----	*4-0-0-0	*4-0-0-0	*4-1-1-0	*4-1-1-2	*3-0-0-0
3- 7	South Carolina	-----	*2-0-0-0	*4-1-2-1	-----	*3-0-2-1	*3-1-0-0	3-0-0-0	1-0-0-0	-----	*5-1-2-0	*5-1-2-0	*5-2-1-1	*5-1-1-2	*3-0-0-1
3-10	Wofford	*5-1-1-0	1-0-0-0	*3-0-1-1	*4-0-1-0	1-0-1-0	1-0-0-0	-----	1-0-0-0	0-0-0-0	*4-2-2-0	*4-0-2-1	*5-0-1-1	*4-1-1-0	*4-2-3-0
3-12	Auburn	0-0-0-0	*5-1-2-2	*4-0-0-1	2-0-0-0	*5-1-1-1	*2-0-0-0	-----	-----	-----	*5-3-4-4	*4-2-1-3	*3-3-1-0	*4-3-2-1	*4-1-2-1
3-13	Auburn	1-0-0-0	*2-0-0-0	2-0-2-1	*2-3-2-0	*4-0-1-0	-----	*3-0-1-0	-----	1-1-1-1	*4-0-3-2	*4-0-1-0	*5-0-0-0	*3-0-1-0	*4-0-1-0
3-14	Auburn	-----	1-0-0-0	2-1-1-0	*4-2-3-2	*4-0-0-0	2-1-0-0	*2-0-0-0	-----	*3-0-0-0	*4-0-0-2	*5-0-1-0	-----	*4-1-2-1	*3-1-1-0
3-16	Coastal Carolina	0-0-0-0	*3-1-1-1	*2-0-0-0	*3-0-1-0	-----	-----	-----	1-0-0-0	*5-1-1-1	*4-1-1-3	*4-0-0-0	*5-2-2-0	*4-2-2-2	*4-1-2-0
3-19	Texas Tech	0-0-0-0	*3-0-1-0	*4-1-2-1	*4-1-1-0	*4-1-1-1	-----	-----	-----	1-0-1-1	*4-1-3-0	*5-0-0-0	*4-1-0-0	*5-1-2-1	*4-1-2-0
3-20	Texas Tech	0-0-0-0	*4-0-3-1	2-1-1-2	*5-1-2-1	-----	-----	*4-1-2-2	*3-0-0-0	*5-1-3-1	*5-1-3-0	*5-2-3-2	-----	*5-1-1-1	*3-1-0-0
3-21	Texas Tech	-----	*3-0-1-0	*4-1-1-0	*4-0-1-0	*3-0-0-0	1-0-0-0	-----	-----	-----	*3-1-1-0	*3-0-1-0	*4-0-1-1	*2-1-0-0	*4-0-0-0
3-23	Elon	3-2-2-3	*2-0-0-0	-----	*3-0-0-1	-----	-----	-----	-----	*4-2-2-0	*5-2-2-1	*5-2-4-1	*5-0-1-1	*2-0-1-0	*4-1-2-2
3-24	Elon	-----	-----	*4-0-0-0	*3-1-1-0	*4-0-1-0	-----	-----	*4-0-1-0	*3-0-1-0	*4-0-0-0	*4-0-2-1	*4-0-0-0	-----	*4-0-0-0
3-26	* Wake Forest	*4-0-2-0	*4-2-1-3	*5-1-1-1	*4-1-0-1	-----	1-0-0-0	*4-2-2-2	1-0-1-0	*4-1-1-1	*3-2-1-0	*3-3-3-2	-----	-----	*4-1-0-0
3-27	* Wake Forest	*3-1-1-0	*2-0-0-0	*5-2-3-0	*4-1-2-0	1-0-0-0	-----	*4-1-3-3	0-0-0-0	*4-0-1-1	*4-1-1-2	*3-1-1-1	-----	-----	*3-0-0-0
3-28	* Wake Forest	2-0-1-0	2-0-0-0	*5-1-3-2	*2-1-1-0	*1-1-0-0	0-0-0-0	*5-0-2-2	*3-1-1-2	*3-1-1-0	*3-0-2-0	*5-0-2-0	1-0-0-0	-----	*3-1-1-0
3-30	Georgia	2-0-0-0	-----	*4-2-2-1	*3-0-0-0	*3-0-0-1	0-0-0-0	-----	*4-1-1-1	*2-1-1-0	*4-0-3-2	*2-0-0-0	*2-1-1-0	-----	*5-1-1-0
3-31	Georgia	2-1-0-0	5-0-1-0	*4-3-3-3	*2-1-0-0	1-0-1-1	2-0-0-0	*4-3-3-3	*2-1-1-1	*1-0-1-0	*4-4-4-3	*3-1-2-6	-----	-----	*5-3-2-0
4- 2	* Maryland	*4-0-1-0	*3-0-1-0	*4-0-1-0	*3-0-0-0	-----	1-0-0-0	*4-1-2-1	0-0-0-0	*4-1-2-1	*4-0-1-0	*4-1-1-0	-----	-----	*4-0-1-0
4- 3	* Maryland	*3-1-3-1	*4-0-2-1	*5-0-1-1	0-0-0-0	1-0-0-0	0-0-0-0	*5-3-3-3	1-0-0-0	*3-1-2-2	*5-2-1-1	*2-0-0-0	*3-1-1-0	-----	*4-1-3-0
4- 4	* Maryland	*4-2-1-0	*4-0-2-1	*2-1-0-0	0-0-0-0	-----	0-0-0-0	*5-1-1-2	0-0-0-0	*3-1-2-0	*5-1-1-4	*5-1-1-1	*4-1-0-0	-----	*3-0-0-0
4- 7	South Carolina	*5-0-1-0	*5-2-3-0	*5-1-2-3	*4-1-3-1	-----	0-0-0-0	4-0-0-0	-----	*1-0-0-0	*4-0-1-1	*4-2-1-1	*3-1-2-2	-----	*4-2-3-1
4- 9	* Virginia	-----	-----	*4-1-1-0	*4-0-0-0	*2-0-0-0	0-0-0-0	*4-0-0-0	*2-0-0-0	*4-0-0-0	*3-0-2-1	*3-0-0-0	-----	-----	*4-0-2-0
4-10	* Virginia ⁽¹⁾	0-0-0-0	-----	*4-1-1-0	*3-1-2-0	*4-0-1-0	-----	*4-1-2-2	*3-0-0-0	*4-0-0-0	*3-0-0-0	*3-0-0-0	-----	-----	*3-0-0-0
4-10	* Virginia ⁽²⁾	*3-0-0-0	*4-0-0-0	*4-1-1-0	-----	-----	-----	*3-0-1-0	-----	-----	*4-0-1-1	*4-0-1-0	*2-0-0-0	*3-0-0-0	*2-0-0-0
4-13	Winthrop	1-0-0-1	1-1-0-0	*6-2-2-1	*2-0-0-1	-----	1-0-0-0	*4-1-2-1	0-0-0-0	*2-1-1-0	*4-0-1-1	*3-2-1-0	*4-1-0-1	*3-1-1-0	*4-0-2-2
4-14	South Carolina	*4-1-2-0	*5-2-2-0	*6-2-3-0	*4-3-3-5	-----	1-0-0-0	*5-1-3-3	1-0-0-0	-----	*5-0-3-2	*6-0-0-0	-----	*5-2-2-0	*4-2-2-3
4-16	* North Carolina ^N	*3-0-0-0	*3-1-2-0	*4-0-0-0	*3-0-1-0	-----	0-0-0-0	*4-0-1-0	0-0-0-0	-----	*4-0-0-0	*3-1-1-0	-----	*2-0-0-0	*3-0-1-1
4-17	* North Carolina	-----	*4-0-0-0	*4-0-0-0	*3-0-2-0	-----	-----	*4-0-0-0	-----	-----	*2-0-1-0	*4-0-1-0	*3-0-2-0	*3-0-2-0	*4-0-0-0
4-18	* North Carolina	0-0-0-0	*5-0-2-1	*3-1-1-0	*3-0-1-0	-----	0-0-0-0	*5-1-1-0	0-1-0-0	*3-0-0-0	*4-0-1-1	*5-1-1-2	2-0-0-0	*3-0-2-0	*4-0-1-0
4-20	The Citadel	*3-0-1-3	*2-1-0-0	*4-2-1-0	-----	1-0-0-0	1-0-0-0	*5-2-3-1	1-1-1-0	2-0-1-2	*3-3-2-3	*4-2-2-2	*3-0-2-0	*5-1-1-0	*5-1-2-0
4-21	Western Carolina	*3-2-1-0	*2-0-1-0	*5-1-1-1	-----	-----	-----	*5-2-2-2	-----	-----	*5-0-1-0	*2-0-0-0	*4-2-2-2	*4-0-0-0	*3-1-0-0
4-23	* N.C. State	*3-0-0-0	*3-0-1-0	*2-0-0-0	-----	-----	-----	*4-0-0-0	-----	0-0-0-0	*4-1-0-0	*4-0-0-0	*3-0-1-0	*4-1-2-1	*4-0-1-1
4-24	* N.C. State	*4-0-1-0	*4-0-2-1	*4-0-1-0	-----	-----	1-0-1-1	*2-0-0-0	-----	-----	*4-0-1-0	*4-2-2-1	*2-0-0-0	*4-1-1-1	*3-0-0-0
4-25	* N.C. State	*3-0-0-0	*1-0-1-1	-----	-----	-----	*2-0-0-0	*4-1-1-0	1-0-1-1	1-0-0-0	*4-3-2-2	*5-2-3-3	*4-2-1-0	*4-0-0-0	*3-0-1-1
5- 1	* Florida State	1-0-0-0	*3-0-1-0	*3-1-1-0	*3-0-0-0	-----	-----	*5-1-2-0	-----	*3-0-0-1	*4-2-1-1	*5-1-2-0	2-0-0-0	*4-1-1-0	*3-0-0-1
5- 2	* Florida State	1-0-0-0	0-0-0-0	-----	*2-0-0-0	-----	1-0-0-0	*3-0-0-0	*2-0-0-0	*3-0-1-0	*4-0-1-0	*4-1-1-0	*4-0-0-0	*2-0-0-0	*3-0-2-1
5- 3	* Florida State	*5-2-4-3	*6-2-3-2	-----	-----	-----	0-0-0-0	*4-2-0-0	-----	*2-2-1-2	*4-3-1-2	*5-1-2-3	*6-2-3-2	*6-2-2-1	*5-2-2-2
5- 5	Charleston Southern	*3-0-0-0	*2-0-1-0	-----	-----	-----	-----	*4-1-1-2	*3-0-1-0	-----	*4-1-1-0	*4-0-1-0	*4-1-2-0	*4-0-1-1	*3-0-1-0
5- 7	Central Florida	*3-0-1-1	*2-1-0-1	-----	1-0-0-0	-----	-----	*3-1-1-0	0-0-0-0	*4-0-0-1	*5-1-2-1	*5-1-1-2	*4-1-1-1	*5-2-3-0	*3-1-2-1
5- 8	Central Florida	*4-1-2-1	*3-1-1-0	-----	-----	-----	2-0-0-0	*4-1-3-0	-----	-----	*4-0-1-0	*4-1-0-0	*5-0-0-0	*4-0-1-0	*2-0-0-0
5- 9	Central Florida	*1-0-0-0	*3-0-2-0	-----	1-0-0-0	-----	-----	*4-0-2-0	*4-0-0-0	1-0-0-0	*4-0-1-0	*2-1-0-0	*5-1-3-0	*5-0-1-1	*3-0-0-1
5-11	Furman	*4-1-1-0	*4-0-1-1	-----	*5-3-3-1	0-1-0-1	0-1-0-0	*4-0-1-2	2-0-0-0	1-0-1-3	*4-3-2-2	*4-1-3-3	*5-3-2-2	*4-2-2-0	*5-0-1-0
5-12	College of Charleston	1-1-0-1	*3-2-2-0	-----	*4-1-1-1	2-1-2-1	1-0-0-0	*4-1-2-0	1-0-0-0	*3-1-0-0	*6-4-6-6	*3-1-1-1	*4-2-2-0	*3-2-1-1	*4-0-1-2
5-14	* Georgia Tech	1-0-0-0	*3-1-2-0	-----	*3-0-0-0	1-0-1-0	-----	*3-0-1-0	-----	*2-0-0-0	*0-1-0-0	*4-1-1-2	*4-0-1-0	*5-0-0-0	*3-0-1-1
5-15	* Georgia Tech	*4-1-4-1	*4-1-2-1	*3-0-0-0	-----	0-0-0-1	0-1-0-0	*3-0-1-0	-----	*3-0-0-0	-----	*4-0-0-0	*5-0-0-0	*5-0-1-0	*4-0-1-0
5-16	* Georgia Tech	*4-0-1-0	*3-0-1-0	*4-0-1-0	*4-1-1-1	-----	-----	*5-0-2-2	-----	-----	-----	*3-1-1-1	*5-0-0-0	*5-2-2-0	*4-0-2-0
5-20	* Duke	*2-2-1-2	*3-2-1-0	*3-1-2-5	0-0-0-0	0-0-0-0	1-0-0-0	*4-1-2-0	1-0-0-0	1-0-0-0	*5-0-1-1	*5-0-0-0	*4-2-2-0	*4-1-1-0	*4-1-1-0
5-21	* Duke	*4-0-0-0	*3-0-1-0	*3-0-0-0	0-0-0-0	-----	-----	*3-1-1-0	-----	-----	*4-0-0-0	*2-0-0-0	*4-0-0-0	*4-0-0-0	*3-0-1-1
5-22	* Duke	0-0-0-0	*2-1-1-1	*5-0-2-1	*5-0-0-0	1-0-0-0	0-0-0-0	*5-1-1-2	0-0-0-0	1-0-0-0	*4-2-1-1	*3-2-1-0	*4-1-1-0	*5-2-2-0	*5-0-3-4
5-26	+ North Carolina	*3-0-2-1	*3-1-1-0	*2-0-0-0	1-0-0-0	-----	-----	*4-1-1-1	-----	-----	*5-1-4-0	*4-1-1-0	*5-1-2-0	*5-2-2-1	*5-0-2-3
5-27	+ Georgia Tech	*4-1-1-0	*5-0-1-0	*3-0-0-0	0-0-0-0	-----	1-0-0-0	*6-0-2-0	0-0-0-0	3-0-0-0	*5-1-1-3	*7-0-0-0			

Career Game-By-Game Pitching

#18 Jason Berken, RHP

2003 • Fr.										
Date	Opponent	IP	H	R	ER	BB	SO	Dec		
2-23	Auburn	1.2	2	0	0	1	1			
2-26	Charleston Southern	^1.0	0	0	0	0	2			
3-2	South Carolina	1.0	0	0	0	3	1			
3-8	Old Dominion	^5.1	3	1	1	1	6	W		
3-17	† Georgia Southern ^G	^5.0	2	0	0	5	0	W		
3-24	Wofford	^5.0	7	3	2	2	7	W		
3-29	^* N.C. State ⁽¹⁾	^4.1	9	5	4	2	2	L		
4-6	* Virginia	1.0	1	0	0	0	0			
4-9	South Carolina	^6.2	7	2	2	1	7	W		
4-15	Coastal Carolina	^5.1	5	3	3	1	2	L		
4-20	* Maryland	1.0	0	0	0	0	0			
4-22	Georgia	3.2	4	2	0	1	1			
4-26	* Georgia Tech	^0.2	0	0	0	0	1			
5-4	* Duke	3.1	2	1	1	2	4			
5-7	Elon	2.2	5	3	2	2	2			
5-11	* North Carolina	^6.1	3	3	3	2	3			
5-15	* Wake Forest ^W	^3.0	3	2	2	2	1			
5-22	+ North Carolina	1.1	2	1	0	0	0			
5-30	\$ Ohio State	1.0	3	1	1	0	1			

2004 • So.										
Date	Opponent	IP	H	R	ER	BB	SO	Dec		
2-28	% Georgia Southern	^6.0	2	0	0	0	7	W		
3-6	South Carolina	^4.0	4	5	5	4	3	L		
3-12	Auburn	^5.2	5	4	4	4	8	W		
3-19	Texas Tech	^6.0	4	1	0	1	5	W		
3-26	* Wake Forest	^7.0	3	3	0	4	5	W		
4-2	* Maryland	^6.0	3	0	0	1	7	W		
4-21	Western Carolina	^1.0	0	0	0	0	0			
4-24	* N.C. State	^3.0	0	0	0	3	2			
5-20	* Duke	^4.0	2	1	0	0	1			
5-26	+ North Carolina	^3.2	7	4	4	1	2			

#48 Josh Cribb, RHP

2003 • *Fr.										
Date	Opponent	IP	H	R	ER	BB	SO	Dec		
2-26	Charleston Southern	1.0	0	0	0	0	0			
3-11	Tennessee Tech	0.1	1	0	0	0	0			
3-17	† Georgia Southern ^G	1.0	0	0	0	1	1			
3-21	Maine	1.0	0	0	0	0	1			
3-25	Western Carolina	4.1	7	4	2	1	4			
4-13	* Florida State	2.0	0	0	0	0	1			
4-16	Coastal Carolina	2.0	1	0	0	1	2			
4-19	* Maryland ⁽²⁾	0.0	3	3	3	1	0	L		
5-6	* Duke	1.0	3	2	0	0	0			
5-8	Furman	^6.0	9	4	4	1	3			
5-16	* Wake Forest	2.0	3	0	0	0	2			
5-22	+ North Carolina	2.0	5	2	2	1	2			
5-31	\$ Princeton	2.1	4	2	0	0	3			

2004 • *So.										
Date	Opponent	IP	H	R	ER	BB	SO	Dec		
2-29	% Georgia Southern	^1.0	1	0	0	0	1			
3-5	College of Charleston	^4.0	2	0	0	0	3	S		
3-10	Wofford	1.0	0	0	0	0	1			
3-20	Texas Tech	1.0	1	1	1	0	0			
3-23	Elon	^5.2	3	2	1	1	6	W		
3-28	* Wake Forest	2.0	2	0	0	0	2			
4-4	* Maryland	^1.0	1	0	0	0	2			
4-7	South Carolina	5.0	2	0	0	0	4	W		
4-14	South Carolina	1.0	1	2	2	2	0			
4-17	* North Carolina	^1.2	3	2	1	1	3			
4-21	Western Carolina	3.0	7	2	2	1	1			
5-2	* Florida State	^3.2	7	6	6	1	3			
5-5	Charleston Southern	^3.1	0	0	0	1	4	W		
5-9	Central Florida	^4.2	0	0	0	2	7			
5-14	* Georgia Tech	^4.1	7	6	5	3	2	L		
5-20	* Duke	3.0	0	0	0	0	2	W		
5-26	+ North Carolina	1.2	3	2	2	0	1			
5-28	+ North Carolina	3.2	2	0	0	1	6			
6-4	\$ Birmingham-Southern	^4.0	1	0	0	0	5	S		
6-6	\$ Georgia ⁽¹⁾	^6.0	6	5	5	2	5	W		

#20 Stephen Faris, RHP

2004 • Fr.										
Date	Opponent	IP	H	R	ER	BB	SO	Dec		
2-24	Charlotte	1.0	3	1	1	0	1			
2-29	% East Carolina	3.1	4	3	2	1	3	L		
3-6	South Carolina	^2.2	2	0	0	0	2			
3-12	Auburn	0.1	2	1	0	0	0			
3-14	Auburn	0.2	1	1	1	0	0			
3-20	Texas Tech	1.1	3	2	2	1	1			
3-24	Elon	^3.1	6	5	5	0	2	L		
3-31	Georgia	^6.0	5	2	2	2	4	W		
4-10	* Virginia ⁽²⁾	^6.1	4	3	3	1	2	L		
4-18	* North Carolina	^2.1	4	1	1	3	0			
4-21	Western Carolina	4.0	4	5	4	1	3			
5-3	* Florida State	0.1	5	5	5	0	1			
5-12	College of Charleston	2.0	5	2	2	0	2			
5-14	* Georgia Tech	^1.2	2	1	1	0	1			
5-20	* Duke	^2.0	3	0	0	0	1			
5-27	+ Georgia Tech	0.2	0	0	0	1	0			
6-6	\$ Georgia ⁽²⁾	^4.0	4	3	3	1	1			

#27 Jeff Hahn, RHP

2002 • *Fr.										
Date	Opponent	IP	H	R	ER	BB	SO	Dec		
2-23	Auburn	1.0	2	2	2	0	2			
3-2	South Carolina	0.0	3	3	3	0	0			
3-6	College of Charleston	1.0	1	0	0	0	1			
3-10	Purdue	2.1	1	0	0	0	3			
3-17	South Alabama	0.2	1	0	0	0	0			
3-26	Coastal Carolina	^2.0	1	0	0	1	2			
3-29	* Maryland	^2.2	0	0	0	1	1	S		
4-3	Winthrop	1.1	2	1	1	0	1			
4-6	* N.C. State	^2.0	1	0	0	0	2			
4-10	Georgia	1.0	0	0	0	0	0	W		
4-12	* North Carolina	2.2	4	1	1	0	2			
4-14	* North Carolina	1.2	2	2	2	0	1			
4-17	South Carolina	0.2	1	0	0	1	0			
4-21	* Duke	0.1	1	0	0	1	0			
4-23	Furman	0.2	1	0	0	0	1			
5-6	* Georgia Tech	1.2	1	0	0	1	0			
5-9	Elon	5.1	4	1	0	2	5			
5-15	Western Carolina	3.1	4	0	0	2	2	W		
5-19	* Florida State	^4.0	5	2	2	3	3			
5-24	+ N.C. State	^2.0	2	0	0	0	0	S		
6-1	\$ East Carolina	^1.0	2	0	0	0	1	S		
6-8	† Arkansas	1.1	2	2	2	0	0			
6-16	! Georgia Tech	3.2	5	2	2	3	3	W		

2003 • *So.										
Date	Opponent	IP	H	R	ER	BB	SO	Dec		
2-22	Auburn ⁽¹⁾	^5.1	9	4	4	0	3	L		
2-26	Charleston Southern	^1.0	2	0	0	1	0	W		
3-2	South Carolina	^4.1	5	4	4	1	1	L		
3-9	Old Dominion	^6.0	3	1	1	1	5	W		
3-20	Maine	^7.0	3	3	1	2	6	W		
3-25	Western Carolina	^2.1	2	5	4	4	4	L		
4-1	Western Carolina	0.1	0	0	0	2	0			
4-5	* Virginia	^4.1	6	3	3	3	2	L		
4-11	* Florida State	^2.0	0	0	0	0	3			
4-16	Coastal Carolina	^1.0	0	0	0	0	0			
4-19	* Maryland ⁽¹⁾	^1.2	2	1	1	0	1			
4-25	* Georgia Tech ^T	3.0	2	0	0	1	4			
4-27	* Georgia Tech	1.0	0	0	0	0	1			
5-5	* Duke	^1.0	2	1	1	0	1	L		
5-8	Furman	0.1	1	3	0	0	1	L		
5-10	* North Carolina	4.0	4	1	1	0	5			
5-12	* North Carolina	^1.2	2	0	0	0	1	W		
5-17	* Wake Forest	4.0	6	1	1	3	0	W		
5-23	+ Duke	4.1	6	0	0	0	2			
5-30	\$ Ohio State	3.1	2	3	2	1	2	L		
4-25	* N.C. State	0.0	2	4	2	0	0			
5-3	* Florida State	2.2	3	3	3	4	2			

2004 • *Jr.										
Date	Opponent	IP	H	R	ER	BB	SO	Dec		
2-24	Charlotte	1.2	3	1	1	0	0			
2-28	% East Carolina	1.0	0	0	0	0	1			

3-3	Gardner-Webb	4.0	3	2	2	0	7	W		
3-12	Auburn	0.2	1	1	1	0	0			
3-14	Auburn	1.2	1	1	1	1	1			
3-19	Texas Tech	^3.0	2	2	2	2	3	S		
3-24	Elon	^5.2	5	2	2	2	0			
3-27	* Wake Forest	1.1	1	0	0	1	1			
4-2	* Maryland	0.0	3	2	2	0	0			
4-13	Winthrop	1.2	4	1	1	0	0			
4-20	The Citadel	5.0	4	0	0	2	2	W		
5-1	* Florida State	^2.0	0	0	0	0	2			
5-7	Central Florida	0.0	1	1	1	2	0			
5-12	College of Charleston	^6.0	8	3	3	2	4	W		
5-22	* Duke	1.0	0	0	0	0	1			
5-27	+ Georgia Tech	0.1	2	2	2	2	1			
5-28	+ N.C. State	^1.1	0	0	0	0	1			
6-5	\$ Birmingham-Southern	^6.0	5	3	3	1	4			

Career Game-By-Game Pitching

#29 Patrick Hogan, RHP

2001 • *Fr.

Date	Opponent	IP	H	R	ER	BB	SO	Dec
2-16	Richmond	2.2	2	3	3	1	3	
2-23	# Nevada-Las Vegas	2.0	5	3	3	0	1	
3- 7	College of Charleston	1.2	1	0	0	1	1	
3-13	Georgia Southern	1.0	0	0	0	0	2	
3-18	* Maryland	^3.0	2	0	0	1	5	S
3-21	Old Dominion	3.0	5	2	2	2	4	
3-28	Georgia	2.1	3	0	0	2	0	
3-30	New York Tech	^1.0	1	1	1	0	0	
4- 4	Winthrop	^2.1	6	4	4	1	1	L
4-10	Coastal Carolina	2.1	4	3	3	0	1	
4-17	Georgia	1.0	1	0	0	1	3	
4-25	South Carolina	^4.0	2	0	0	1	6	
5-12	* Virginia ⁽²⁾	2.0	0	0	0	0	1	
5-16	+ Virginia	2.0	1	0	0	0	2	
5-27	\$ Seton Hall	1.0	2	2	2	0	0	
6- 1	† Miami (FL)	^0.2	0	0	0	0	1	

2002 • *So.

Date	Opponent	IP	H	R	ER	BB	SO	Dec
2-24	Auburn	0.2	2	1	1	0	1	
3- 3	South Carolina	2.1	4	3	3	0	0	
3-13	Georgia Southern	1.0	1	0	0	0	0	
3-19	North Carolina-Asheville	3.0	3	2	2	0	4	W
3-27	Coastal Carolina	0.2	0	0	0	0	1	
3-30	* Maryland ^M	4.0	4	2	2	2	3	W
4- 9	Georgia	6.0	3	0	0	1	3	
4-14	* North Carolina	3.1	4	2	2	1	1	
4-19	* Duke	^2.2	1	0	0	1	3	S
4-24	South Carolina	^2.0	2	0	0	0	0	S
4-27	* Wake Forest	^0.2	0	0	0	0	1	S
5- 5	* Georgia Tech	^3.1	8	4	4	0	3	
5- 9	Elon	^1.1	0	0	0	0	1	
5-13	* Virginia	^1.1	1	0	0	0	0	S
5-17	* Florida State	^3.2	2	0	0	0	3	
5-23	+ Florida State	1.1	2	1	1	0	0	
5-25	+ Florida State	^6.0	9	4	2	0	5	L
6- 2	\$ East Carolina	^1.0	2	0	0	0	0	
6- 7	† Arkansas	4.0	2	2	1	3	5	
6- 9	† Arkansas	0.2	1	0	0	0	0	
6-14	! Nebraska	3.1	3	2	1	2	0	
6-19	! South Carolina	2.1	6	5	4	1	2	

2003 • *Jr.

Date	Opponent	IP	H	R	ER	BB	SO	Dec
2-26	Charleston Southern	1.0	0	0	0	0	1	
3- 1	South Carolina	^1.2	0	0	0	0	2	
3- 9	Old Dominion	1.0	0	0	0	1	2	
3-12	Tennessee Tech	1.0	1	0	0	1	1	
3-18	College of Charleston	^0.2	0	0	0	0	0	S
3-21	Maine	^1.0	0	0	0	0	2	S
3-26	Georgia	^2.0	3	2	2	0	2	
3-28	* N.C. State	^2.1	2	1	1	2	2	L
4- 2	South Carolina	^7.2	4	1	1	2	5	W
4- 9	South Carolina	^1.0	0	0	0	1	1	S
4-12	* Florida State	^5.0	6	6	5	4	5	L
4-19	* Maryland ⁽²⁾	^6.1	8	4	4	3	5	
4-26	* Georgia Tech	^8.0	9	5	4	2	8	W
5- 5	* Duke	^8.0	7	6	5	3	10	
5-10	* North Carolina	2.2	6	5	2	1	0	
5-15	* Wake Forest ^W	^6.0	5	0	0	2	1	W
5-30	\$ Ohio State	^3.1	3	4	4	2	2	

2004 • *Gr.

Date	Opponent	IP	H	R	ER	BB	SO	Dec
2-28	% East Carolina	^3.0	2	1	1	2	4	L
3- 3	Gardner-Webb	^1.0	0	0	0	0	1	S
3- 7	South Carolina	2.1	4	3	3	1	4	
3-12	Auburn	^1.2	1	0	0	0	2	S
3-14	Auburn	3.0	2	0	0	0	3	
3-16	Coastal Carolina	^1.1	2	0	0	0	4	S
3-20	Texas Tech	0.2	2	2	2	1	0	
3-27	* Wake Forest	^0.2	0	0	0	0	1	S
3-30	Georgia	^2.0	1	0	0	0	3	S
4- 2	* Maryland	^1.1	0	0	0	0	3	S
4- 7	South Carolina	^1.0	1	0	0	1	1	
4-10	* Virginia ⁽¹⁾	0.2	3	2	2	1	1	L

4-13	Winthrop	^1.2	0	0	0	0	2	S
4-16	* North Carolina ^N	^4.0	2	0	0	2	6	S
4-23	* N.C. State	^1.2	0	0	0	0	3	W
4-25	* N.C. State	^1.0	0	0	0	0	2	S
5- 3	* Florida State	^1.0	0	0	0	1	1	
5- 7	Central Florida	^1.2	1	0	0	0	4	S
5-12	College of Charleston	^1.0	3	3	2	0	2	
5-15	* Georgia Tech	^5.0	6	8	6	3	4	
5-26	+ North Carolina	^0.1	0	0	0	0	0	W
5-27	+ Georgia Tech	^4.0	5	5	3	5	4	L
6- 5	\$ Birmingham-Southern	^3.0	4	1	1	2	4	W
6- 6	\$ Georgia ⁽²⁾	^1.2	3	1	1	0	1	L

#22 Steven Jackson, RHP

2001 • Fr.

Date	Opponent	IP	H	R	ER	BB	SO	Dec
2-16	Richmond	^1.0	0	0	0	0	0	
2-22	# Nevada-Las Vegas	^3.1	4	1	1	1	0	
2-28	Furman	^6.0	9	4	2	0	7	W
3- 7	College of Charleston	^5.0	6	1	1	5	4	W
3-13	Georgia Southern	^3.2	7	7	5	2	3	
3-17	* Maryland	^1.0	3	1	1	0	0	
3-21	Old Dominion	^2.2	6	7	7	2	2	L
3-27	Wofford	2.0	2	0	0	0	4	
3-31	New York Tech	1.0	1	0	0	1	0	
4-11	Coastal Carolina	^3.1	5	3	3	0	1	
4-14	* Duke	^1.0	1	0	0	1	1	
4-24	Western Carolina	^1.0	0	0	0	1	0	
5- 6	* N.C. State	^1.0	1	1	1	0	1	
5- 9	Furman	1.0	0	0	0	1	0	
5-13	* Virginia	1.0	0	0	0	0	0	
6- 2	† Miami (FL)	1.1	2	0	0	0	0	

2002 • So.

Date	Opponent	IP	H	R	ER	BB	SO	Dec
2-24	Auburn	^6.0	4	1	1	2	6	
3- 1	College of Charleston	^5.0	8	6	5	2	11	W
3- 6	College of Charleston	^1.0	2	0	0	1	1	
3-10	Purdue	^5.0	6	2	2	4	5	W
3-16	South Alabama	^5.0	6	5	4	2	6	L
3-22	Maine	^6.0	2	0	0	0	4	W
3-30	* Maryland ^M	^4.0	5	5	5	3	0	
4- 3	Winthrop	^5.2	4	2	1	2	4	
4- 9	Georgia	^0.2	4	4	4	2	1	
4-12	* North Carolina	^2.1	0	0	0	1	2	W
4-16	Western Carolina	^5.1	9	7	7	4	2	
4-23	Furman	^7.0	9	5	4	0	5	W
5- 8	Wofford	^5.0	4	2	1	6	4	W
5-12	* Virginia	^1.0	0	0	0	0	1	
5-15	Western Carolina	^3.2	4	4	4	4	2	
5-22	+ Georgia Tech	^1.0	0	0	0	2	1	

2003 • Jr.

Date	Opponent	IP	H	R	ER	BB	SO	Dec
2-23	Auburn	^5.1	6	6	6	2	3	L
3- 4	Winthrop	^6.1	8	4	3	2	6	
3-11	Tennessee Tech	^6.0	5	1	1	3	1	W
3-18	College of Charleston	^5.2	7	5	5	3	6	
3-26	Georgia	^7.0	2	1	1	2	5	W
4- 1	Western Carolina	^7.0	7	3	2	2	2	W
4- 6	* Virginia	^5.0	3	0	0	1	2	W
4-13	* Florida State	^3.1	9	7	5	2	1	L
4-20	* Maryland	^7.0	13	5	5	3	2	W
4-27	* Georgia Tech	^6.1	4	3	3	4	3	W
5- 6	* Duke	^7.0	4	0	0	2	3	W
5-12	* North Carolina	^7.1	5	2	1	3	2	
5-22	+ North Carolina	^4.2	8	7	5	3	2	L

2004 • Sr.

Date	Opponent	IP	H	R	ER	BB	SO	Dec
2-24	Charlotte	1.0	3	3	2	1	0	L
2-28	% Georgia Southern	1.0	0	0	0	1	1	
3- 3	Gardner-Webb	1.0	0	0	0	1	1	
3-10	Wofford	2.0	2	0	0	0	1	
3-13	Auburn	3.1	0	0	0	2	3	
3-16	Coastal Carolina	0.2	3	2	1	0	1	
3-21	Texas Tech	^1.2	1	0	0	2	1	
3-26	* Wake Forest	0.2	3	2	2	1	0	



Steven Jackson had a 3.56 ERA in 22 appearances during his senior season of 2004.

3-31	Georgia	1.0	0	0	0	0	0	
4- 3	* Maryland	1.2	1	0	0	1	1	
4- 9	* Virginia	^1.0	0	0	0	0	0	
4-14	South Carolina	^6.1	7	3	3	2	3	W
4-18	* North Carolina	^1.2	0	0	0	1	2	W
4-21	Western Carolina	^1.0	0	0	0	0	1	W
4-24	* N.C. State	4.1	2	2	2	1	2	
5- 1	* Florida State	1.2	3	2	2	0	2	L
5- 3	* Florida State	^3.0	3	1	1	0	3	
5- 9	Central Florida	^4.1	6	3	1	1	1	L
5-16	* Georgia Tech	0.2	4	3	1	1	2	
5-22	* Duke	1.0	1	1	0	0	0	
5-27	+ Georgia Tech	1.1	2	1	1	0	0	
6- 4	\$ Birmingham-Southern	2.2	3	1	1	1	5	W

#24 Tyler Lumsden, LHP

2002 • Fr.

Date	Opponent	IP	H	R	ER	BB	SO	Dec
2-23	Auburn	^1.0	0	0	0	1	2	S
3- 2	South Carolina	0.2	0	0	0	1	0	
3- 6	College of Charleston	1.0	1	1	1	1	2	
3- 9	Purdue	0.0	1	4	4	3	0	
3-13	Georgia Southern	^1.0	2	1	1	1	2	
3-19	North Carolina-Asheville	2.0	0	0	0	0	2	
3-23	Maine	^1.0	0	0	0	0	1	
3-27	Coastal Carolina	0.1	1	2	2	4	0	
4- 2	East Tennessee State	^1.0	0	0	0	0	1	
4- 6	* N.C. State	0.1	0	1	1	1	1	
4-10	Georgia	4.1	0	0	0	3	6	
4-13	* North Carolina	0.0	0	0	0	1	0	
4-17	South Carolina	0.1	0	1	1	1	1	
4-21	* Duke	^2.2	1	0	0	1	1	S
4-26	* Wake Forest	^1.0	0	0	0	0	1	
4-28	* Wake Forest	^7.1	4	0	0	4	7	W
5- 5	* Georgia Tech	0.1	0	4	4	3	1	
5- 6	* Georgia Tech	3.2	6	2	2	2	4	
5- 9	Elon	0.0	2	1	1	1	0	
5-13	* Virginia	^6.0	5	0	0	0	6	W
5-19	* Florida State	^5.0	7	7	7	2	4	L
5-24	+ N.C. State	^7.0	8	3	2	3	9	W
6- 2	\$ East Carolina	^5.0	6	1	1	1	4	W
6- 9	Arkansas	^4.0	4	4	3	1	4	
6-14	! Nebraska	0.0	0	0	0	0	0	
6-16	! Georgia Tech	^3.0	8	5	3	2	4	
6-21	! South Carolina	0.0	0	1	1	2	0	

Career Game-By-Game Pitching

2003 • So.

Date	Opponent	IP	H	R	ER	BB	SO	Dec
2-22	Auburn ⁽²⁾	*6.0	9	3	1	1	3	W
3- 1	South Carolina	*7.1	4	0	0	1	11	W
3- 7	Old Dominion	*9.0	3	0	0	1	7	W
3-16	† Georgia Southern	*6.0	3	1	1	1	8	W
3-22	Maine	*5.2	6	3	3	3	5	W
3-28	*N.C. State	*6.2	4	2	2	4	5	
4- 4	*Virginia	*7.0	5	3	3	2	5	W
4-11	*Florida State	*7.0	6	4	4	3	11	W
4-19	*Maryland ⁽¹⁾	*5.1	6	4	4	1	1	
4-25	*Georgia Tech [†]	*5.0	7	6	4	6	5	
5- 4	*Duke	*5.0	7	5	4	2	1	
5-10	*North Carolina	*1.1	5	3	3	1	2	L
5-13	Furman	*1.0	0	0	0	0	0	
5-16	*Wake Forest	*6.0	5	2	2	3	5	W
5-23	+Duke	*1.1	4	7	1	2	0	L
5-31	\$ Princeton	*6.1	8	4	4	0	3	

2004 • Jr.

Date	Opponent	IP	H	R	ER	BB	SO	Dec
2-24	Charlotte	1.0	2	0	0	0	1	
2-28	% East Carolina	*6.0	4	2	2	1	6	
3- 7	South Carolina	*5.0	6	4	3	2	6	
3-13	Auburn	*4.1	6	5	5	2	5	L
3-27	*Wake Forest	*7.0	5	4	2	2	7	W
4- 3	*Maryland	*6.1	6	2	2	3	5	W
4- 9	*Virginia	*7.0	9	5	4	4	5	L
4-16	*North Carolina ^N	*5.0	4	1	0	4	10	W
4-23	*N.C. State	*7.1	7	1	1	3	9	
5- 1	*Florida State	*3.0	4	5	5	5	2	
5- 8	Central Florida	*7.0	3	4	1	1	10	
5-16	*Georgia Tech	*5.2	7	5	3	4	1	L
5-22	*Duke	*5.0	5	3	3	1	4	W
5-28	+N.C. State	*7.2	5	1	1	3	10	W
6- 5	\$ Georgia	*4.0	7	4	4	2	7	L

#16 Collin Mahoney, RHP/C

2004 • Jr.

Date	Opponent	IP	H	R	ER	BB	SO	Dec
2-24	Charlotte	1.0	1	0	0	1	0	
2-29	% East Carolina	*1.2	1	0	0	0	4	
3- 7	South Carolina	1.2	1	1	1	1	3	L
3-13	Auburn	*1.1	0	0	0	1	3	
3-20	Texas Tech	0.2	4	6	6	1	0	L
3-28	*Wake Forest	*1.0	3	3	3	1	2	
3-31	Georgia	1.0	1	1	1	2	0	
4- 3	*Maryland	*1.0	1	0	0	0	1	
4-10	*Virginia ⁽²⁾	*1.2	3	0	0	0	2	
4-18	*North Carolina	1.0	0	0	0	1	2	
4-24	*N.C. State	0.2	2	1	0	0	2	
5- 3	*Florida State	2.0	1	0	0	1	2	W
5- 8	Central Florida	0.1	2	1	1	0	1	L
5-16	*Georgia Tech	*1.2	1	0	0	1	1	
5-22	*Duke	1.0	2	2	2	1	2	
5-27	+Georgia Tech	1.1	0	0	0	1	1	

#44 Robert Rohrbaugh, LHP

2003 • Fr.

Date	Opponent	IP	H	R	ER	BB	SO	Dec
2-22	Auburn ⁽¹⁾	0.0	1	1	1	0	0	
2-26	Charleston Southern	1.0	0	0	0	0	2	
3- 2	South Carolina	0.1	0	0	0	0	0	
3- 8	Old Dominion	2.0	2	0	0	0	0	
3-11	Tennessee Tech	1.1	1	0	0	0	3	
3-17	† Georgia Southern ^G	2.0	1	0	0	0	2	
3-20	Maine	0.1	0	0	0	0	0	
3-22	Maine	*1.1	1	0	0	1	1	S
3-28	*N.C. State	0.1	0	0	0	0	0	
3-29	*N.C. State ⁽²⁾	3.1	3	0	0	3	4	
4- 1	Western Carolina	1.0	1	0	0	0	1	
4- 2	South Carolina	0.2	0	1	0	0	1	
4- 5	*Virginia	2.0	0	1	1	1	0	
4- 9	South Carolina	1.0	1	0	0	1	0	
4-15	Coastal Carolina	2.0	2	1	1	2	6	
4-19	*Maryland ⁽¹⁾	0.2	2	1	1	0	0	

4-23	East Tennessee State	1.0	0	0	0	0	1	
4-26	*Georgia Tech	0.1	1	0	0	1	1	
4-27	*Georgia Tech	0.1	0	0	0	1	0	
5- 4	*Duke	0.1	1	0	0	1	0	
5- 7	Elon	0.1	1	2	2	1	0	
5- 8	Furman	1.1	1	2	1	0	1	
5-13	Furman	0.1	2	2	1	0	0	L
5-17	*Wake Forest	*4.2	6	2	2	1	2	
5-23	+Duke	1.0	1	0	0	0	1	
5-30	\$ Ohio State	0.2	2	0	0	0	1	

2004 • So.

Date	Opponent	IP	H	R	ER	BB	SO	Dec
2-24	Charlotte	1.0	0	0	0	0	0	
2-28	% Georgia Southern	1.0	0	0	0	0	1	
2-28	% East Carolina	0.1	1	0	0	1	0	
3- 6	South Carolina	1.1	1	0	0	1	1	
3-12	Auburn	0.1	0	0	0	0	0	
3-14	Auburn	*0.1	1	0	0	0	0	
3-16	Coastal Carolina	1.1	2	1	1	0	1	
3-21	Texas Tech	*5.1	5	4	4	2	2	L
3-28	*Wake Forest	*6.0	6	2	2	1	5	W
4- 4	*Maryland	*8.0	7	2	1	0	3	W
4-10	*Virginia ⁽¹⁾	*7.0	4	2	2	1	3	
4-17	*North Carolina	*6.1	8	2	2	2	2	L
4-25	*N.C. State	*6.0	4	2	2	5	7	W
5- 2	*Florida State	*5.1	8	4	3	0	1	W
5- 7	Central Florida	*7.1	9	4	4	0	4	L
5-15	*Georgia Tech	*3.0	2	3	2	3	3	L
5-21	*Duke	*8.0	5	2	2	1	6	L
5-27	+Georgia Tech	*5.1	7	3	3	1	3	
6- 4	\$ Birmingham-Southern	*2.1	5	5	5	1	1	
6- 6	\$ Georgia ⁽²⁾	1.0	2	1	1	2	1	

#1 Tony Sipp, OF/LHP

2004 • Jr.

Date	Opponent	IP	H	R	ER	BB	SO	Dec
2-24	Charlotte	*0.1	0	0	0	0	0	
2-29	% East Carolina	*4.0	6	3	3	3	7	
3- 7	South Carolina	*1.0	1	0	0	0	0	
3-14	Auburn	*3.1	6	7	6	3	4	L
3-20	Texas Tech	*4.0	3	2	2	3	3	
3-26	*Wake Forest	*1.1	2	1	1	0	3	S
3-31	Georgia	*1.0	2	1	0	0	2	
4- 2	*Maryland	1.2	1	0	0	1	3	
4-10	*Virginia ⁽¹⁾	*0.1	0	0	0	0	0	
4-14	South Carolina	*1.2	1	0	0	2	2	
4-18	*North Carolina	5.0	5	1	1	1	2	
4-24	*N.C. State	*1.0	1	0	0	0	1	W
4-25	*N.C. State	2.0	1	0	0	0	1	
5- 1	*Florida State	2.1	5	4	4	2	2	



Collin Mahoney's blazing fastball helped him tally a 12.3 strikeout per nine innings pitched mark during the 2004 season.



Robert Rohrbaugh was the most consistent starter in 2004, as he allowed more than three earned runs in just three outings.

5- 8	Central Florida	*1.2	2	2	2	0	2	
5-11	Furman	*3.1	2	0	0	1	5	W
5-14	*Georgia Tech	2.0	3	1	1	0	3	
5-22	*Duke	*1.0	0	0	0	0	3	S
5-26	+North Carolina	3.1	3	0	0	0	6	
5-28	+North Carolina	*0.1	2	2	1	1	0	L
6- 5	\$ Georgia	*4.0	5	2	2	0	4	
6- 6	\$ Georgia ⁽²⁾	3.1	2	2	2	0	6	

#8 Adam Walker, RHP

2003 • *Fr.

Date	Opponent	IP	H	R	ER	BB	SO	Dec
3-12	Tennessee Tech	1.0	1	0	0	0	2	
3-21	Maine	2.1	3	0	0	1	4	W
3-24	Wofford	2.2	4	3	3	0	3	
4- 6	*Virginia	*1.0	3	1	0	0	1	
4-23	East Tennessee State	1.0	1	1	1	1	1	
5-31	\$ Auburn	*1.0	3	4	4	0	0	

2004 • *So.

Date	Opponent	IP	H	R	ER	BB	SO	Dec
2-28	% Georgia Southern	*1.0	1	0	0	0	0	
3- 3	Gardner-Webb	1.0	0	0	0	0	1	
3-10	Wofford	*1.0	0	0	0	1	1	
3-12	Auburn	0.1	2	3	2	0	1	
3-16	Coastal Carolina	0.1	1	0	0	0	1	
3-20	Texas Tech	*0.1	0	0	0	0	0	
3-21	Texas Tech	1.0	3	1	1	0	1	
4-20	The Citadel	*1.0	2	0	0	0	2	

#31 P.J. Zocchi, RHP

2004 • Fr.

Date	Opponent	IP	H	R	ER	BB	SO	Dec
2-24	Charlotte	1.0	1	0	0	0	0	
2-29	% Georgia Southern	3.0	1	0	0	0	5	
3- 3	Gardner-Webb	*2.0	5	3	3	2	2	

• - start; ^ - finished game; * - ACC regular-season game; # - UNLV/Coors Desert Classic at Las Vegas, NV; % - Keith LeClair Invitational at Greenville, NC; † - Charleston, SC; ° - Kinston, NC; + - ACC Tournament; \$ - NCAA Sub Regional; ¶ - NCAA Super Regional; ! - College World Series; M - due to inclement weather, game was completed on Mar. 31; G - due to inclement weather, game was completed on Mar. 18; T - due to inclement weather, game was completed on Apr. 26; W - due to inclement weather, game was completed on May 16; N - due to a power outage, game was completed on Apr. 17; Note: **Bold** denotes a Clemson home game.

2004 Season Review

Following a 39-win season in 2003, the Tigers took to the field in 2004 with the unified goal of getting back to the College World Series. Despite another 39-win season, the team made tremendous strides and provided excitement along the way.

Coming into 2004, pitching depth were the two words most often used to describe the team's potential strength. The Tigers returned several talented starters and welcomed several newcomers who would make an impact before all was said and done. But due to several nagging injuries, Clemson never really settled on a consistent pitching rotation.

Jason Berken, the team's "ace" despite being just a sophomore, endured a tough season that saw him miss a good portion due to an arm injury. He threw only 46.1 innings in 2004, but was effective when healthy. He finished the year with a 5-1 record and team-best 2.53 ERA. For most of the season, he had a streak of not allowing an earned run for 30 straight innings, one of the longest streaks in Tiger history. He also did not allow an earned run in 20.0 innings pitched in ACC regular-season games.

Tyler Lumsden and Robert Rohrbaugh highlighted Clemson's weekend rotation. Lumsden, who was a supplemental first-round pick in the 2004 Major League draft, led the team with 88 strikeouts and 88.1 innings pitched. Rohrbaugh, an honorable mention freshman All-American as a reliever in 2003, started 12 games and finished with a 3.99 ERA in 2004. Kris Harvey, the most versatile player on the team, tied Lumsden with a team-high 14 starts. Harvey was a perfect 6-0 in 2004 as well.

Patrick Hogan, a fifth-year senior and two-year captain, led the Tiger bullpen in 2004. He struck out 60 and walked just 19, while tallying 10 saves. He became just the third Tiger in history to record double digits in saves in a single season. He also had 18 career saves, third-most in school history. Also effective out of the bullpen was Josh Cribb, who turned out to be one of the Tigers' strongest pitchers down the stretch. He was 5-1 with a 3.71 ERA, while walking just 15 batters in 60.2 innings pitched.

Several newcomers contributed to the Tiger pitching staff. Tony Sipp, a multi-purpose threat in the same manner as Harvey, appeared in 22 games and pitched 48.0 innings. Collin Mahoney proved a switch from catcher to pitcher was beneficial, as he was drafted in the fourth round. The power pitcher, who was clocked in the upper 90s, struck out 26 batters in just 19.0 innings pitched.

The Tiger offense featured several newcomers as well as familiar faces from the 2003 season. Leading the way all season was third baseman Brad McCann, who hit .379 with 16 homers and 65 RBIs. The semifinalist for national player-of-the-year ended his two-year career with a .363 career batting average, 10th-best in Clemson history.

Newcomer Lou Santangelo, a transfer from Seton Hall, made an impact from the outset in 2004. He flashed power not seen during his two years with the Pirates. He led the Tigers with 18 homers and drove in 62 runs. A model of consistency, he started all but one game behind the plate. Harvey showed flashes of brilliance with the bat as well. He hit .335 for the season, second-best on the team, and had a team-season-long 19-game hitting streak. He also had 16 doubles, eight homers, and 41 RBIs.

Among the offensive newcomers, Andy D'Alessio and Travis Storrer were key contributors. D'Alessio, who led the Tigers with a .371 average against ACC regular-season competition, started 51 games as a freshman, mostly at first base. His .440 on-base percentage was fifth-best in the ACC. Storrer, a junior college transfer, hit .315, but came through in a big way at the Athens (GA) Regional.

Head Coach Jack Leggett reached the 500-win mark in Tigertown when Clemson beat N.C. State 9-6 on April 25. At season's end, he had 512 wins in 11 seasons at Clemson, sixth-most in the nation during that span.

Despite the optimism and influx of talented newcomers, the Tigers struggled early in 2004. After dropping the season opener at home to Charlotte, Clemson played in the Keith LeClair Invitational at East Carolina. The Tigers split four games over the weekend, taking two from Georgia Southern and losing both games to East Carolina.

The Tiger offense first showed its breakout potential in a 15-4 victory at College of Charleston on March 5. Santangelo hit two, three-run homers to lead the Tigers to the offensive onslaught. That victory set the stage for an early, two-game showdown with rival South Carolina.

The Gamecocks won the first game 5-2, but Clemson showed its resiliency at Doug Kingsmore Stadium on March 7. In an intense back-and-forth contest, the Tigers lost thanks to a 10th-inning homer by Steven Tolleson. The game was played in front of a Clemson record crowd of 6,480 fans.

Clemson faced SEC-foe Auburn in a three-game series from March 12-14 at home. The ACC

2004 Team Accomplishments

- Played in the NCAA Tournament for the 18th straight year. It is the third-longest active streak in the country, trailing only Miami (FL) (32) and Florida State (27).
- Won 39 games for the 19th consecutive season.
- Finished in the top four in the ACC standings for the 11th time in 11 seasons under Head Coach **Jack Leggett**.
- Despite not being ranked in the top 25 by any of the three polls, the Tigers finished #14 in the final unofficial RPI, thanks to playing 42 of its 65 games against NCAA Tournament teams.
- Set a Clemson record with nine draft picks in the 2004 Major League draft. The nine selections tied for the third-most by any school in the draft.
- Had a record-tying 16 players named to the ACC Academic Honor Roll for the 2003-04 school year (3.0 GPA or higher)
- Averaged 3,649 fans per game, 10th-best in the nation and the highest figure in school history.
- Set a Doug Kingsmore Stadium attendance record with 6,480 fans on March 7 against South Carolina.
- Set an ACC Tournament record for doubles in a game with eight against N.C. State on May 28.
- Facing elimination in the Athens Regional to host and #10 Georgia, Clemson overcame a 9-2 deficit to win 10-9 on June 6. The seven-run comeback tied for the biggest margin overcome to gain victory by a Tiger team in NCAA Tournament history.

Tigers took the first game 14-9, scoring in every inning in which it had an at-bat, but the second game proved to be the excitement of the weekend. Trail-ing 5-4 in the bottom of the ninth with two outs, Herman Demmink decided to test the arm of Auburn outfielder Sean Gamble. In a close play, he was called out and Auburn prevailed. The lingering effect of the loss showed in the rubber matchup, as Auburn won 9-6 to claim the series.

Following a midweek win over Coastal Carolina, the Tigers traveled to Lubbock, TX for a crucial non-conference series at Texas Tech. Clemson won the first game 7-3 thanks to a strong pitching effort by Berken. However, the Red Raiders outlasted the Tigers 13-10 in game two. Clemson fought valiantly in the third game, but again came up short in the three-game series. Texas Tech won by a 5-3 score.



Lou Santangelo hit two of his team-high 18 homers at College of Charleston on March 5.

2004 Starts By Position

Pitcher		Left Field	
# Player	GS	# Player	GS
35 Kris Harvey	14	1 Tony Sipp	29
24 Tyler Lumsden	14	41 Tyler Colvin	24
44 Robert Rohrbaugh	12	15 Ryan Hub	9
18 Jason Berken	10	35 Kris Harvey	2
20 Stephen Faris	5	19 C.J. Gaddis	1
22 Steven Jackson	3		
1 Tony Sipp	3	Center Field	
27 Jeff Hahn	2	# Player	GS
48 Josh Cribb	1	6 Garrick Evans	37
31 P.J. Zocchi	1	1 Tony Sipp	22
		9 Zane Green	6
Catcher		Right Field	
# Player	GS	# Player	GS
43 Lou Santangelo	64	47 Travis Storrer	25
25 Brady Everett	1	35 Kris Harvey	24
		15 Ryan Hub	7
First Base		41 Tyler Colvin	4
# Player	GS	9 Zane Green	4
17 Andy D'Alessio	50	19 C.J. Gaddis	1
37 John Ingram	8		
35 Kris Harvey	4	Designated Hitter	
41 Tyler Colvin	3	# Player	GS
Second Base		35 Kris Harvey	21
# Player	GS	37 John Ingram	18
3 Herman Demmink	40	25 Brady Everett	15
47 Travis Storrer	25	3 Herman Demmink	3
		16 Collin Mahoney	3
Shortstop		47 Travis Storrer	3
# Player	GS	17 Andy D'Alessio	1
5 Russell Triplett	65	19 C.J. Gaddis	1
Third Base			
# Player	GS	Note: Bold denotes re-	
21 Brad McCann	63	turning player; 46.9% of	
3 Herman Demmink	2	the starts return in 2005.	

2004 Individual Honors

#48 Josh Cribb • RHP • *So.

- Athens (GA) Regional All-Tournament selection

#3 Herman Demmink • INF • So.

- NCSA Strength & Conditioning All-American
- Bob Bradley Award winner as Tiger MVP in the four-game series against South Carolina

#6 Garrick Evans • OF • Jr.

- 25th-round draft pick of the Royals

#9 Zane Green • OF • Sr.

- 44th-round draft pick of the Cubs

#35 Kris Harvey • OF/RHP/1B • So.

- First-Team All-ACC selection

#29 Patrick Hogan • RHP • *Sr.

- Second-Team All-ACC selection
- 14th-round draft pick of the Marlins

#15 Ryan Hub • OF • *Gr.

- Named to the ACC Academic Honor Roll for the fourth time, becoming just the fifth Tiger in history to accomplish the feat

#22 Steven Jackson • RHP • Sr.

- 10th-round draft pick of the Diamondbacks

#24 Tyler Lumsden • LHP • Jr.

- First-round (supplemental) draft pick of the White Sox

#16 Collin Mahoney • RHP/C • Jr.

- Fourth-round draft pick of the Tigers

#21 Brad McCann • 3B • Jr.

- One of 30 players on the Golden Spikes Award Watch List
- One of 30 semifinalists for the Dick Howser Trophy
- Third-team All-American by **Baseball America**
- Second-Team All-ACC selection
- All-ACC Tournament selection
- Sixth-round draft pick of the Marlins
- National Player-of-the-Week by **Collegiate Baseball** thanks in part to his 6-for-6 game against College of Charleston on May 12

#43 Lou Santangelo • C • Jr.

- Second-Team All-ACC selection
- Athens (GA) Regional All-Tournament selection
- Fourth-round draft pick of the Astros

#1 Tony Sipp • OF/LHP • Jr.

- Athens (GA) Regional All-Tournament selection
- 45th-round draft pick of the Indians

#47 Travis Storrer • OF/2B • So.

- All-ACC Tournament selection
- Athens (GA) Regional All-Tournament selection

In late March, the Tigers played host to Elon in a pair of midweek contests. The Phoenix, a thorn in Clemson's side in recent years, again proved to be a tough matchup. The Tigers won the first game 10-6. Then, Elon sent Clemson native and former Daniel High product Brian Hensen to the mound in the second game. Hensen, who defeated the Tigers in 2003, did it again with an array of offspeed pitches that kept Clemson guessing. Hensen threw a complete game, six-hitter in the victory.

Through the first 19 games, Clemson was 9-10 overall. The ACC schedule began two days after the loss to Elon. With Wake Forest coming to town, the Tigers strung together some crucial wins.

Clemson won the first game against the Demon Deacons 13-6 thanks to Santangelo and D'Alessio, who drove in a combined five runs. The Tigers won the second game of the series 7-4 behind a 3-for-4 hitting performance and three RBIs by Harvey. Clemson completed the sweep in its first ACC series with a 5-4 win on Sunday, as Rohrbaugh pitched 6.0 solid innings for the Tigers.

Following the three-game sweep, Clemson continued its momentum in a midweek, two-game set with SEC-rival Georgia. The Tigers won 6-2 in Athens behind a strong pitching performance from Harvey, who struck out a career-high seven in the win. The next night, Clemson bats awoke in dominating fashion. Clemson tallied 19 hits and a 19-4 victory. Santangelo highlighted the offensive display with six RBIs, including a grand slam. McCann, who was 7-for-8 in the two games versus Georgia, scored four runs and drove in three as well.

Clemson continued to build confidence, as the Tigers easily took care of Maryland in a three-game series at home. Next up for Clemson was an April 7 home showdown with South Carolina. Demmink and Sipp recorded multiple-RBI games, and Cribb pitched 5.0 strong innings of relief in a 9-4 win. The victory upped Clemson's win streak to nine games.

The Tigers took to the road for the first time in ACC play, facing off against a revitalized Virginia program. The Cavaliers relied on strong pitching and were able to defeat the Tigers in all three games. Clemson scored just five runs the entire weekend.

Clemson put the setback in Charlottesville behind quickly, as the Tigers won nine of the next 10 games. Clemson downed South Carolina 13-5 in Columbia thanks to a season-high 20 hits. Herman Demmink received the Bob Bradley Award as the Tiger MVP of the four-game series between the two rivals. Clemson then took two out of three from North Carolina in Chapel Hill. Santangelo's opposite-field homer in the 10th inning of game three gave Clemson the series win. The Tigers also won a pair of games versus Southern conference foes The Citadel and Western Carolina.

The Tigers played host to N.C. State in a crucial series in late April. In game one, Clemson won 2-1 behind a game-winning single by Storrer. Then in game two, Clemson again won by one run. This time, it was senior Zane Green coming through in the clutch. Green hit a two-out, two-strike single that plated C.J. Gaddis for the winning run. The Tigers completed the sweep of the Wolfpack with a 9-6 victory in the series finale.

Following a week off for final exams, Clemson played host to Florida State at Doug Kingsmore Stadium. The Tigers were unable to capitalize on six Seminole errors and fell 11-6 in the first game. In game two, Florida State blasted 15 hits and won easily by a

score of 10-1. Clemson salvaged the series with an 18-9 win in the third game. Tyler Colvin led seven different Tigers who had multiple-RBI efforts that day. Colvin had a career-high four hits and Clemson record-tying three doubles in the win.

After overcoming a 3-2 scare from Charleston Southern, the Tigers played host to #24 Central Florida in a three-game, non-conference series. The Golden Knights boasted one of the nation's top pitching rotations. Clemson won 8-5 in game one, but lost 7-4 in game two. In the rubber game, Clemson committed five costly errors in a 3-2 loss.

Clemson's final two home games of the 2004 season were memorable. On May 11 versus Furman, the Tigers had 17 hits and won 16-5. With the game tied 5-5 heading into the bottom of the seventh, Clemson turned the offense up a notch and scored the game's final 11 runs. The next night, the Tigers played host to College of Charleston in the home finale. Another stirring offensive performance left Clemson on top in lopsided fashion, this time in a 19-8 victory. McCann tied a Tiger record with six hits and added six RBIs in the victory. He was later named a national player-of-the-week for his efforts.

The Tigers ended the regular season with trips to Georgia Tech and Duke. Clemson was swept by Georgia Tech, the nation's hottest team during that stretch of the season. The Tigers bounced back to take two out of three from the Blue Devils. The two wins gave Clemson a 14-10 ACC record during the regular season. Harvey was an at-large selection for the First-Team All-ACC team, while McCann, Santangelo, and Hogan were second-team picks.

Clemson was the #4 seed in the ACC Tourney at Salem, VA. The Tigers were matched up against North Carolina in the first round and came away with a 7-6 victory to begin the tourney. Russell Triplett, who was the only Tiger to play in all 65 games, hit a walkoff single for the Tigers. It was the fifth-year senior's fourth career final-inning, game-winning hit.

In the second round, Clemson lost a heart-breaker to Georgia Tech. The Yellow Jackets won 11-7 in the 13th inning of what was a four and a half hour game. Clemson scored three runs in the bot-

tom of the ninth to extend the game. Hogan, normally called upon to close out tight games, went beyond the call of duty and pitched the final 4.0 innings. His effort was ruined in the 13th when a throwing error gave the Yellow Jackets the lead for good.

Clemson showed resiliency again, this time in a 12-1 win to knock N.C. State out of the tourney. Clemson set an ACC Tournament record with eight doubles in the game. The win allowed the Tar Heels another chance at beating Clemson, and they did so in the ninth inning with two runs in a 6-5 victory.

After the conference tournaments, the NCAA Tournament back-



Brad McCann was an All-American after leading the team in batting average (.379), doubles (20), RBIs (65), and on-base percentage (.468) in 2004.

2004 Season Review

ets were revealed and Clemson was sent to Athens, GA as the #2 seed. Also in the regional were #1-seed Georgia, #3-seed Birmingham-Southern, and #4-seed Middle Tennessee.

Clemson faced Birmingham-Southern in the first round of the regional. The Tigers were victorious 10-6 over the Panthers. Santangelo, Sipp, and Storrer combined to go 7-for-15 with eight RBIs in the win. The Tigers advanced to the second round to face Georgia, but the Bulldogs came away with a 6-3 win. Clemson staved off elimination later that night with a 5-4 victory over Birmingham-Southern. Storrer again came through with a clutch hit, as he drove in the game-winning run in the ninth inning.

The Tigers and Bulldogs met for the second time in as many days for the regional title. Clemson needed to win the first game to force a second game, who had not lost in two games entering the championship round. Clemson did just that, as the Tigers won 10-9 in most dramatic fashion. Georgia led 9-2 in the fifth inning, but Clemson chipped away at the lead over the course of the next four innings. Storrer trimmed the lead to 9-5 after a three-run homer in the bottom of the fifth. Triplett shaved another run off the lead with a solo homer in the sixth. Clemson completed the comeback in the seventh, as the Tigers loaded the bases on two singles and a walk.

Santangelo strolled to the plate and proceeded to hit a dramatic grand slam, giving Clemson a 10-9 lead. The shot that traveled at least 460 feet was his second grand slam of the year, ironically both of which came against the Bulldogs. Cribb, who gave up five runs in the fifth, calmed down and pitched masterfully for the rest of the game. The Tigers won 10-9 and forced a decisive championship game just 45 minutes later. The seven-run comeback tied the Tiger record for largest comeback overcome to gain victory in an NCAA Tournament game.

Clemson carried the momentum from the end of the first game into the second. In the second



Patrick Hogan's competitive spirit was key to his 10 saves and 60 strikeouts in 44.2 innings pitched during the 2004 season.

inning, the Tigers plated four runs. Sipp capped the inning with a three-run triple. Georgia responded with two runs in the fourth and two more in the fifth to tie the score 4-4. Santangelo made it 6-4 in favor of Clemson after a two-run homer in the fifth inning.

Georgia then loaded the bases with no outs in the sixth inning. Sipp moved from his leftfield spot to pitch in relief of Rohrbaugh. Sipp struck out the side and promptly ended the Bulldog threat. He pitched flawlessly over the seventh and eighth innings as well. However, in the top of the ninth, he yielded two solo home runs to Georgia and the game went into extra innings.

Hogan came on to relieve Sipp in the 10th, but he gave up a solo home run to Clint Sammons, giv-

ing Georgia the 7-6 win to end the Tigers' hopes of advancing to a Super Regional. Despite the disappointing finish, Clemson played in the NCAA Tournament for the 18th straight season, the third-longest active streak in the country. The Tigers also won at least 39 games for the 19th consecutive year.

At the conclusion of the championship game, four Tigers were voted to the all-regional team. Storrer had three homers and 10 RBIs in the five games. Santangelo had a hit in each of the five games, as well as drove in nine runs. Sipp did a little of everything for Clemson in the regional. He totaled six runs, eight hits, and six RBIs on offense. He also struck out 10 batters and walked none in 7.1 innings pitched. Cribb also made the all-regional team, as he earned a win and save in two appearances, in addition to 10 strikeouts.

The Tigers' schedule, one of the toughest in the country, featured 42 games against teams that played in the NCAA Tournament, as the Tigers were 21-21 in those contests. Clemson's power surge returned in 2004, as the team hit 73 home runs and 149 doubles. Fans came out to support the Tigers in record numbers, as Clemson averaged 3,649 per game for its 32 home games.

Clemson had a successful Major League draft in June, as a school-record nine Tigers were selected during the two-day event. Lumsden highlighted the nine players drafted, as he was taken 34th overall by the Chicago White Sox in a supplemental pick between the first and second rounds. A pair of Tigers were taken in the fourth round. Mahoney was drafted 103rd overall by the Detroit Tigers, while Santangelo was pick #124 by the Houston Astros.

The Florida Marlins took McCann in the sixth round, while Steven Jackson (10th round) and Hogan (14th round) were also taken on the first day. Garrick Evans, Green, and Sipp were selected on the second day of the draft. Clemson's nine selections tied for third-most in the nation.

2004 Final Polls

Baseball America

Rk	School	W-L	Pvs
1.	Cal. State-Fullerton	47-22	4
2.	Texas	58-15	2
3.	South Carolina	53-17	3
4.	Miami (FL)	50-13	1
5.	Georgia	45-23	6
6.	Arkansas	45-24	5
7.	Louisiana State	46-19	7
8.	East Carolina	51-13	8
9.	Stanford	46-14	9
10.	Georgia Tech	44-21	10
11.	Rice	46-14	11
12.	Arizona	36-27-1	12
13.	Long Beach State	40-21	13
14.	Florida State	45-23	14
15.	Notre Dame	51-12	15
16.	Florida	43-22	16
17.	Vanderbilt	45-19	17
18.	Oral Roberts	50-11	18
19.	Tulane	41-21	19
20.	Texas A&M	42-22	20
21.	Washington	39-20-1	21
22.	Arizona State	41-18	22
23.	Mississippi	39-21	23
24.	Virginia	44-15	24
25.	Oklahoma	38-24	25

Collegiate Baseball

Rk	School	W-L	Pts	Pvs
1.	Cal. State-Fullerton	47-22	495	4
2.	Texas	58-15	492	2
3.	South Carolina	53-17	488	7
4.	Georgia	45-23	486	5
5.	Miami (FL)	50-13	483	1
6.	Arizona	36-27-1	480	8
7.	Arkansas	45-24	479	3
8.	Louisiana State	46-19	474	6
9.	Stanford	46-14	469	9
10.	Rice	46-14	467	10
11.	Georgia Tech	44-21	466	11
12.	Long Beach State	40-21	465	12
13.	East Carolina	51-13	464	13
14.	Florida State	45-23	462	14
15.	Tulane	41-21	459	15
16.	Texas A&M	42-22	458	16
17.	Vanderbilt	45-19	456	17
18.	Florida	43-22	452	18
19.	Notre Dame	51-12	450	19
20.	Virginia	44-15	448	20
21.	Washington	39-20-1	446	21
22.	Oral Roberts	50-11	445	22
23.	Arizona State	41-18	442	23
24.	Mississippi	39-21	439	24
25.	Central Florida	47-18	438	25

Sports Weekly

Rk	School	W-L	Pts	Pvs
1.	Cal. State-Fullerton (40)	47-22	1,000	16
2.	Texas	58-15	960	2
3.	South Carolina	53-17	910	5
4.	Miami (FL)	50-13	845	3
5.	Georgia	45-23	815	20
6.	Louisiana State	46-19	763	8
7.	Arizona	36-27-1	725	---
8.	Arkansas	45-24	725	11
9.	East Carolina	51-13	564	7
10.	Long Beach State	40-21	564	12
11.	Rice	46-14	552	4
12.	Georgia Tech	44-21	545	10
13.	Stanford	46-14	522	1
14.	Florida State	45-23	441	17
15.	Texas A&M	42-22	436	14
16.	Florida	43-22	391	24
17.	Tulane	41-21	366	25
18.	Vanderbilt	45-19	339	23
19.	Notre Dame	51-12	305	6
20.	Arizona State	41-18	241	9
21.	Virginia	44-15	187	18
22.	Wichita State	49-16	160	15
23.	Washington	39-20-1	149	21
24.	North Carolina	43-21	114	19
25.	Mississippi	39-21	105	13



2004 Seniors & Pro Signees



#9 Zane Green

OF • L-L • 5-11 • 190 • 4VL
Lake Park, GA • Lowndes HS

Had a .273 career batting average in 197 games and 414 at-bats...started 95 games in his four years...a career .371 hitter with six homers and a .710 slugging percentage in 21 NCAA Tourney games.

2004: Was 3-for-48 (.063) with 14 walks and four RBIs in 43 games...came off the bench in a team-high 33 games...drafted in the 44th round by the Cubs...hit a walk-off single to right-center with two outs in the ninth inning to give the Tigers a 4-3 win against N.C. State on Apr. 24.

2003: Hit .326 with 12 doubles...started 41 games in right field...had six bunt hits in eight attempts...hit a team-best .429 in the postseason...named to the Auburn Regional All-Tourney team by hitting 6-for-13.

2002: Came on late in the season to hit .333 overall with a .453 on-base percentage...ended the season on a 10-game hitting streak...all six of his homers came in the NCAA Tourney, which led the team and set a school single-tournament record; he also hit .400 in the NCAA Tourney...hit the game's first pitch for a homer on two different occasions during the NCAA Tourney...named to the Clemson Regional All-Tourney team; he was 5-for-10 with two homers...led off the game with a homer against #18 Arkansas in the Clemson Super Regional on June 8...hit a towering home run to give Clemson a 6-4 lead, as the Tigers went on to win 7-4 against #18 Arkansas in the Clemson Super Regional on June 9...went 3-for-5 with a double, homer, and three RBIs against #7 Nebraska in the College World Series on June 14...hit the first pitch of the game over the leftfield fence against #3 South Carolina in the College World Series on June 19.

2001: Appeared in 50 games and started 25.

BEFORE CLEMSON: AAAA State Player-of-the-Year and an all-state pick as a senior...All-American by **Collegiate Baseball**...high school teammate of Stephen Drew (Florida State)...lettered three times...coached by Danny Redshaw.

PERSONAL: Majored in management...two-time member of the ACC Academic Honor Roll...born Matthew Zane Green on May 17, 1982 in Valdosta, GA.

Green's Career Stats

Year	AVG	G-GS	AB	R	H	2B	3B	HR	RBI	OB%	SB
2001	.234	50-25	107	22	25	5	0	0	19	.352	3-3
2002	.333	48-19	87	24	29	7	2	6	20	.453	1-1
2003	.326	56-41	172	39	56	12	0	0	14	.405	6-8
2004	.062	43-10	48	7	3	0	0	0	4	.286	1-3
Total	.273	197-95	414	92	113	24	2	6	57	.386	11-15



#29 Patrick Hogan

RHP • R-R • 6-4 • 235 • 4VL
Columbia, SC • Irmo HS

Five-year player who showed poise and consistency on the mound...had an 8-8 career record and 4.22 ERA in 190.0 innings...was used as a long reliever and spot starter most of his career, until he was the closer in 2004...had 18 career saves (third-most in Clemson history and tied for 14th-most in ACC history) in 79 appearances (fourth-most in Tiger history)...had 176 career strikeouts against only 64 walks; the 2.75 strikeout-to-walk ratio ranks ninth-best in Tiger history...his 71 relief appearances are fifth-most in Tiger history...a two-time captain.

2004: Second-Team All-ACC pick...tri-captain...had 10 saves in a team-high 24 relief appearances...became one of just three Tigers in history to record double-digits in saves in a single-season...the 10 saves was tied for the most in the ACC and tied for 10th-most in the nation...struck out 60 against only 19 walks (four of which were intentional) in 44.2 innings pitched...only allowed six of 25 inherited baserunners to score...drafted in the 14th round by the Marlins.

2003: Co-captain...had a 3-2 record and 4.30 ERA in six starts and 11 relief appearances...received the Stowe Award (team's most outstanding pitcher)...in his first start of the year, he pitched 7.2 innings to earn the win at #20 South Carolina on Apr. 2; he allowed one run on four hits...pitched 8.0 innings and struck out eight to earn the win against #4

Georgia Tech on Apr. 26...struck out a career-high 10 against Duke on May 5; he also tied his career high with 8.0 innings pitched...pitched 6.0 scoreless innings in relief at Wake Forest on May 15 and earned the win; he allowed just five hits and earned ACC Pitcher-of-the-Week honors.

2002: Had a 2-1 record and 3.79 ERA in 21 relief appearances and one start...had 36 strikeouts against only 11 walks...had four saves...made five relief appearances in the NCAA Tourney, tying a Clemson record...earned the save at #5 South Carolina on Apr. 24 in 2.0 innings pitched.

2001: Appeared in 16 games (one start)...combined with Matt Henrie on March 18 to shut out Maryland; struck out five in 3.0 innings pitched to earn his first career save.

2000: Red-shirted.

BEFORE CLEMSON: #4 high school prospect in the state by **Baseball America**...lettered four times in baseball and twice in basketball...played in the North-South All-Star basketball game...coached by Strother Sligh at Irmo High.

PERSONAL: His brother Doug is a freshman on the 2005 team...graduated in May, 2004 with a degree in PRMT...born Patrick Michael Hogan on Apr. 10, 1981 in Greenville, NC.

P. Hogan's Career Stats

Year	ERA	W-L	G-GS	SV	IP	H	R	ER	BB	SO
2001	4.78	0-1	16-1	1	32.0	34	17	17	10	31
2002	3.79	2-1	22-1	4	54.2	60	28	23	11	36
2003	4.30	3-2	17-6	3	58.2	54	34	28	24	49
2004	4.23	3-4	24-0	10	44.2	42	26	21	19	60
Total	4.42	8-8	79-8	18	190.0	190	105	89	64	176

Year	AVG	G-GS	AB	R	H	2B	3B	HR	RBI	OB%	SB
2001	.000	1-0	1	0	0	0	0	0	0	.000	0-0



#15 Ryan Hub

OF • R-R • 6-2 • 200 • 4VL
Sumter, SC • Sumter HS

Five-year outfielder who hit a career .230 in 128 games.

2004: Started 16 games in the outfield...hit a crucial two-run single against Wake Forest on Mar. 28.

2003: Hit .260 with five homers, 24 RBIs, and 27 runs scored...had a 10-game hitting streak...hit a homer against #4 Georgia Tech on Apr. 26.

2002: Played in 10 games, all off the bench.

2001: Red-shirted.

2000: Hit .229 in 31 games (nine starts) and 35 at-bats...had two hits in two at-bats and scored a run against Middle Tennessee in the Clemson Regional on May 28.

BEFORE CLEMSON: Played in the North-South All-Star game as a senior...lettered three times in baseball...coached by former Tiger All-ACC player Brooks Shumake (1982-84).

PERSONAL: Graduated in May, 2004 with a degree in political science...four-time member of the ACC Academic Honor Roll, the fifth Tiger in history to make it four times...born Ryan Michael Hub on Sept. 21, 1980 in Suffolk, England.

Hub's Career Stats

Year	AVG	G-GS	AB	R	H	2B	3B	HR	RBI	OB%	SB
2000	.229	31-9	35	8	1	0	0	0	3	.325	0-0
2002	.000	10-0	8	1	0	0	0	0	1	.200	0-0
2003	.260	47-34	131	27	34	5	1	5	24	.340	4-6
2004	.196	40-16	56	8	11	2	1	1	7	.292	1-3
Total	.230	128-59	230	44	53	8	2	6	35	.321	5-9



#22 Steven Jackson

RHP • R-R • 6-5 • 220 • 4VL
Summerville, SC • Summerville HS

Tall righthander who was a starter and long reliever in four seasons...had a 19-8 career record and 4.62 ERA in 34 starts and 33 relief appearances.

2004: Tri-captain...was 4-3 with a 3.56 ERA in 28 appearances...threw

71 ground-ball outs compared to 22 fly-ball outs...drafted in the 10th round by the Diamondbacks...in his first start of the year and first ever outing against the Gamecocks, he earned the win at #6 South Carolina on Apr. 14; he scattered seven hits and three runs in 6.1 innings pitched...pitched 2.2 innings in relief with five strikeouts to earn the win against Birmingham-Southern in the Athens Regional on Jun. 4.

2003: Came on the last month to be the top starter...had a 7-3 record and 4.27 ERA in 13 starts...drafted in the 32nd round by the Indians...had a 6-0 record, team-best 1.90 ERA, and .209 opponents' batting average in eight starts at home.

2002: Had a 6-1 record and 5.37 ERA in 12 starts and four relief appearances...struck out 11 batters in 5.0 innings to pick up the win at College of Charleston on Mar. 1...allowed no runs, no walks, and two hits in 6.0 innings pitched to earn the win against Maine on Mar. 22.

2001: Emerged as a midweek starter early in the season...appeared in 16 games with six starts.

BEFORE CLEMSON: Honorable Mention **USA Today** All-American as a junior at Summerville High...drafted in the 38th round by the Devil Rays in 2000...lettered four times in baseball and twice in football...coached by Burt Bazzle.

PERSONAL: Graduated in December, 2004 with a degree in marketing...three-time member of the ACC Academic Honor Roll...born Steven Nash Jackson on Mar. 15, 1982 in Eutawville, SC.

Jackson's Career Stats

Year	ERA	W-L	G-GS	SV	IP	H	R	ER	BB	SO
2001	5.35	2-1	16-6	0	35.1	47	25	21	14	23
2002	5.37	6-1	16-12	0	63.2	67	43	38	35	55
2003	4.27	7-3	13-13	0	78.0	81	44	37	32	38
2004	3.56	4-3	22-3	0	43.0	44	24	17	16	30
Total	4.62	19-8	67-34	0	220.0	239	136	113	97	146

Year	AVG	G-GS	AB	R	H	2B	3B	HR	RBI	OB%	SB
2004	.000	1-0	1	0	0	0	0	0	0	.000	0-0



#24 Tyler Lumsden

LHP • R-L • 6-4 • 205 • 3VL
Roanoke, VA • Cave Spring HS

Lefty who showed flashes of dominance in three seasons...had a 17-7 career record and 4.23 ERA in 37 starts and 21 relief outings...had 223 strikeouts in 225.1 innings pitched.

2004: Was 5-4 with a 3.98 ERA in 14 starts and one relief appearance...pitched a team-high 81.1 innings with 88 strikeouts...his 9.74 strikeouts per nine innings pitched mark was third-best in the ACC...drafted in the supplemental round between the first and second rounds (34th overall pick) by the White Sox...struck out 10 and allowed four hits in 5.0 innings pitched to earn the win at #10 North Carolina on Apr. 16...earned the win against N.C. State in the ACC Tourney on May 28; he allowed five hits, one run, and three walks while striking out 10 in 7.2 innings pitched.

2003: Started the season very strong and had an overall record of 8-2 with a 3.77 ERA...pitched 7.1 shutout innings and allowed just four hits and one walk while striking out 11 against #6 South Carolina on Mar. 1 to earn the win; also named ACC Pitcher-of-the-Week...pitched a three-hit shutout against Old Dominion on Mar. 7; he allowed just one walk while striking out seven in his first career complete game; he also extended his streak of not allowing a runner to reach third base to 16.1 innings in the game and earned ACC Pitcher-of-the-Week honors for the second-straight week...earned the win in 7.0 innings at #2 Florida State on Apr. 11; he tied his career high with 11 strikeouts.

2002: Had a 4-1 record and 5.28 ERA in 27 outings (led team and was eighth-most in the ACC)...honorable mention freshman All-American by **Collegiate Baseball**...had two saves and 63 strikeouts in 58.0 innings pitched...did not allow a run in his first two ACC starts...in his first career start, he earned the win against #3 Wake Forest on Apr. 28 by pitching 7.1 scoreless innings; he struck out seven.

BEFORE CLEMSON: Drafted in the fifth round in 2001 by the Marlins...named the #5 prospect in the state of Virginia by **Baseball America**...lettered four times each in baseball and basketball...coached by Randy Boone.

PERSONAL: Majored in PRMT...born Tyler Ryan Lumsden on May 9, 1983.

Lumsden's Career Stats

Year	ERA	W-L	G-GS	SV	IP	H	R	ER	BB	SO
2002	5.28	4-1	27-7	2	58.0	56	38	34	39	63
2003	3.77	8-2	16-16	0	86.0	82	47	36	31	72
2004	3.98	5-4	15-14	0	81.1	80	46	36	37	88
Total	4.23	17-7	58-37	2	225.1	218	131	106	107	223

2004 Seniors & Pro Signees



#16 Collin Mahoney

RHP/C • R-R • 6-4 • 235 • 3VL

Patterson, NY • Mount Saint Michael's Academy
Power pitcher who did pitch in college until 2004...was clocked in the high 90s and even reached 100...a career .238 hitter in 81 games.

2004: Was 1-3 with a 6.63 ERA in 16 relief outings...struck out 26 in 19.0

innings pitched...drafted in the fourth round by the Tigers.

2003: Hit .200 with 10 RBIs in 33 games.

2002: Hit .266 with six homers and 21 RBIs in 38 games...hit .361 with runners in scoring position...was 4-for-8 with two doubles in three NCAA Tourney games.

BEFORE CLEMSON: Drafted in the 48th round in 2001 by the Angels...#1 high school prospect in New York by **Baseball America**...lettered three times in baseball and two times in basketball...coached by his father (Bernie).

PERSONAL: Majored in PRMT...two-time ACC Academic Honor Roll member...his brother (Ryan) is catcher at South Carolina...born Collin Matthew Mahoney on Dec. 26, 1982.

Mahoney's Career Stats

Year	ERA	W-L	G-GS	SV	IP	H	R	ER	BB	SO
2004	6.63	1-3	16-0	0	19.0	23	15	14	12	26

Year	AVG	G-GS	AB	R	H	2B	3B	HR	RBI	OB%	SB
2002	.266	38-26	94	18	25	6	0	6	21	.367	0-0
2003	.200	33-18	75	11	15	6	0	0	10	.271	0-0
2004	.250	10-3	16	2	4	0	0	0	3	.350	0-1
Total	.238	81-47	185	31	44	12	0	6	34	.327	0-1



#21 Brad McCann

3B • R-R • 6-3 • 200 • 2VL

Duluth, GA • Gulf Coast (FL) CC

Had a .363 career batting average, 10th-best in Tiger history.

2004: One of 30 players named to the Golden Spikes Award Watch List...one of 30 semifinalists for the Dick Howser Trophy...Third-team All-

American by **Baseball America**...Second-Team All-ACC pick...hit .379 with 96 hits, 64 runs scored, 20 doubles, 16 homers, a .648 slugging percentage, 65 RBIs, and a .468 on-base percentage in 63 games...was second in the ACC in batting average, fourth in hits per game, fourth in slugging percentage, sixth in doubles per game, sixth in RBIs per game, eighth in home runs per game, and 10th in runs scored per game...led the team in batting average, runs scored, hits, doubles, total bases, slugging percentage, RBIs, walks, and on-base percentage...had a team-best 24 multi-hit games and a team-tying-best 18 multi-RBI games...was 3-for-3 with two grand slams, 10 RBIs, and a walk with the bases loaded...reached base in 57 of his 63 games and did not go hitless in back-to-back games...had a 22-game hitting streak...drafted in the sixth round by the Marlins...earned ACC Player-of-the-Week honors on March 1 after he was 11-for-22 (.500) with two homers, three doubles, and five RBIs...went 4-for-5 with a homer and four RBIs against #7 Auburn on Mar. 12...went 4-for-4 with a homer, four runs scored, and three RBIs against Georgia on Mar. 31; he was 15-for-28 (.536) in seven career games against Georgia...was 6-for-6 with two homers (including a grand slam), a double, four runs scored, and six RBIs against College of Charleston on May 12; he became the eighth Tiger in history to total six hits in a game...named a national player-of-the-week by **Collegiate Baseball** for three games from May 11-14...an All-ACC Tourney pick who was 9-for-18 (.500) with three doubles, two homers, and six RBIs...in his only official at-bat, he hit a homer against Birmingham-Southern in the Athens Regional on Jun. 4; he also scored two runs and tied a Clemson NCAA Tourney record with four walks.

2003: Second-Team All-ACC pick...hit a team-best .347 in 60 starts...had a team-high 67 RBIs...ended the season on a 20-game hitting streak...was 4-for-29 (.138) in his first eight games, but hit .374 the rest of the year...hit .376 with four homers and 27 RBIs in ACC regular-season games...had a team-high 28 multi-hit games and 20 multi-RBI games...hit two homers, scored three runs, and had four RBIs at Maryland on Apr. 20...hit a walkoff three-run homer in the 10th inning with two outs and down a run against

#4 Georgia Tech on Apr. 25...went 3-for-4 with a double and four RBIs against #4 Georgia Tech on Apr. 27...had the game-winning hit at Wake Forest on May 17; his RBI single in the ninth gave Clemson a 4-3 win; he was 3-for-5 in the game.

BEFORE CLEMSON: Drafted in the 22nd round in 2002 by the Phillies...played one season at Gulf Coast CC.

PERSONAL: Member of the ACC Academic Honor Roll in 2003-04...majored in PRMT...born Bradley William McCann on Dec. 9, 1982 in Orlando, FL.

McCann's Career Stats

Year	AVG	G-GS	AB	R	H	2B	3B	HR	RBI	OB%	SB
2003	.347	60-60	251	44	87	21	1	9	67	.376	2-4
2004	.379	63-63	253	64	96	20	0	16	65	.468	6-10
Total	.363	123-123	504	108	183	41	1	25	132	.425	8-14



#43 Lou Santangelo

C • R-R • 6-1 • 205 • 1VL

Colts Neck, NJ • Seton Hall Univ.

Seton Hall transfer (2002.03)...a career .274 hitter in 156 games.

2004: Second-Team All-ACC pick...hit a team-high 18 home runs...hit .300 with 15 doubles and 62 RBIs in 64 starts...was fourth in the

ACC in home runs per game, ninth in slugging percentage, and 10th in RBIs per game...threw out 20 baserunners, including 10 in the last 23 attempts...had six RBIs in two different games...had a team-tying-high 18 multi-RBI games...was 4-for-8 with two grand slams, two doubles, and 14 RBIs with the bases loaded...drafted in the fourth round by the Astros...hit two three-run homers and a double at College of Charleston on Mar. 5...went 4-for-5 with a home run against Elon on Mar. 23...went 2-for-3 with a grand slam, triple, and six RBIs against Georgia on Mar. 31...hit the game-winning, opposite-field homer in the 10th inning at #10 North Carolina on Apr. 18...hit the game-winning grand slam in the seventh inning in the first game of a doubleheader at #10 Georgia in the Athens Regional on Jun. 6; the homer to right-center traveled at least 460 feet...named to the Athens Regional All-Tourney team, as he was 7-for-21 (.333) with three doubles, two homers, and nine RBIs in five games.

BEFORE CLEMSON: Played two years at Seton Hall (2002.03)...lettered three times in baseball at Christian Brothers Academy...coached by Marty Kenny.

PERSONAL: Majored in communication studies...born Louis Santangelo on Mar. 16, 1983 in Staten Island, NY.

Santangelo's Career Stats

Year	AVG	G-GS	AB	R	H	2B	3B	HR	RBI	OB%	SB
2002*	.214	46-44	131	12	28	7	1	1	8	.286	2-4
2003*	.281	46-43	160	19	45	8	1	2	23	.335	5-6
2004	.300	64-64	253	50	76	15	2	18	62	.378	7-8
Total	.274	156-151	544	81	149	30	4	21	93	.344	14-18

* - Seton Hall



#1 Tony Sipp

OF/LHP • L-L • 6-0 • 180 • 1VL

Moss Point, MS • Mississippi Gulf Coast CC

Talented two-way player...showed great speed on the bases...threw 90+ mph on the mound.

2004: Came on late in the season to hit .280 overall with 48 runs scored, 13 doubles, a team-high four triples, 23 RBIs, and a team-high 20 steals in 24 attempts...walked 26 times and struck out just 25 times in 211 at-bats...was third in the ACC in steals per game and sixth in triples per game...hit 12 doubles in his last 18 games...was 41-for-125 (.328) in his final 31 games, including going 16-for-39 (.410) with seven doubles and two triples in nine postseason games; he also struck out 16 and walked just one in the postseason...had a 2-2 overall record and two saves along with a 4.69 ERA in 22 appearances...struck out 59 against only 17 walks...had a 2-1 record and 45 strikeouts against only eight walks in 36.2 innings pitched out of the bullpen...drafted in the 45th round by the Indians...reached base five times and scored three runs along with two hits, two RBIs, a walk, and two steals against Furman on May 11; he also pitched the final 3.1 innings,

allowing two hits and no runs while striking out five to earn the win...had two hits and pitched 3.1 scoreless innings with six strikeouts and no walks against #20 North Carolina in the ACC Tourney on May 26...hit a double, triple, and scored three runs against #5 Georgia Tech in the ACC Tourney on May 27; he reached base six times and tied a Clemson ACC Tourney record with four walks...was 8-for-17 with six runs scored, four doubles (Clemson ACC Tourney-tying record), a triple, and five walks in four tourney games; also struck out six in 3.2 innings pitched...named to the Athens Regional All-Tourney team, as he was 8-for-22 with three doubles, a triple, and six RBIs; he also pitched 7.1 innings in two outings, and allowed seven hits and no walks with 10 strikeouts.

BEFORE CLEMSON: Transfer from Mississippi Gulf Coast CC (coached by Cooper Farris)...drafted in the 33rd round in 2002 by the White Sox...lettered two times in baseball, two times in football, and one time in tennis at Moss Point High...coached by John Tomes in high school.

PERSONAL: Majored in psychology...born Tony Marcel Sipp on July 12, 1983 in Pascagoula, MS.

Sipp's Career Stats

Year	AVG	G-GS	AB	R	H	2B	3B	HR	RBI	OB%	SB
2004	.280	54-51	211	48	59	13	4	1	23	.360	20-24

Year	ERA	W-L	G-GS	SV	IP	H	R	ER	BB	SO
2004	4.69	2-2	22-3	2	48.0	53	28	25	17	59



#5 Russell Triplett

SS • R-R • 5-11 • 185 • 4VL

West Columbia, SC • Brookland-Cayce HS

Two-year starting shortstop...a career .312 hitter in 222 games...started 178 games and had a career .943 fielding percentage...a two-time Second-Team All-ACC pick and two-time captain...was 18-for-30 (.600) on fair

bunts his last three years...a .315 hitter in 86 career ACC regular-season games...had three walkoff, game-winning hits and four final-inning, game-winning hits in his career.

2004: Tri-captain...hit .304 with 17 doubles, four homers, 41 RBIs, and nine steals...was the only Tiger to play and start all 65 games; he played at shortstop in all but one inning the entire year...had a .947 fielding percentage...had an 11-game hitting streak in May...signed a free agent contract with the Mets in June...went 3-for-4 against #6 South Carolina on Apr. 7...went 2-for-4 with a three-run homer at #6 South Carolina on Apr. 14...hit a walkoff single in the ninth inning to give the Tigers a 2-1 win against N.C. State on Apr. 23...hit a go-ahead, two-run single in the fifth inning and walkoff single in the ninth inning to beat #20 North Carolina in the ACC Tourney on May 26.

2003: Co-captain...Second-Team All-ACC pick...hit .335 with seven homers and 32 RBIs...hit .371 with three homers and 22 RBIs in ACC regular-season games...had eight bunt hits in 13 attempts...hit a walkoff single against Winthrop on Mar. 4...hit his first career homer, then had the game-winning hit at College of Charleston on Mar. 18; he had three hits and three RBIs in the game...went 3-for-6 with a homer and two RBIs against #4 Georgia Tech on Apr. 25.

2002: Hit .301 in 58 games...Second-Team All-ACC pick as the utility player...very valuable in that he started at third base (6), second base (14), and shortstop (4).

2001: Played in 37 games, starting 16...went 3-for-5 with three doubles against Old Dominion.

2000: Red-shirted.

BEFORE CLEMSON: AAA State Player-of-the-Year as a junior...lettered four times in baseball and three times in football...played quarterback in the North-South football game...coached by Charlie Assey at Brookland-Cayce High.

PERSONAL: Graduated in May, 2004 with a degree in elementary education...born Calvin Russell Triplett III on Jan. 18, 1981 in Aiken, SC.

Triplett's Career Stats

Year	AVG	G-GS	AB	R	H	2B	3B	HR	RBI	OB%	SB
2001	.291	39-16	79	15	23	6	0	0	7	.349	0-0
2002	.301	58-37	146	30	44	6	1	0	18	.412	3-8
2003	.335	60-60	233	54	78	14	0	7	32	.414	5-10
2004	.304	65-65	240	33	73	17	0	4	41	.365	9-11
Total	.312	222-178	698	132	218	43	1	11	98	.390	17-29




Community Service



Brad Chalk




Jorge Andrade, Jr.



Sean Clark




Tanner Leggett



Travis Storrer

Many Clemson baseball players are giving up their free time to serve others. This past November, several players read to students at Walhalla Elementary School during National Children's Book Week. They read books to each class in the school, ranging from kindergarten, to fifth grade, to special education. They also answered questions, signed autographs, and posed for pictures with the students. The players enjoy spending time with the students, as the kids look to them as role models. They are excited to put a smile on a child's face with a hug or an autograph. Clemson players are making an asserted effort, both on campus and in the community.



Taylor Harbin




Brad Chalk



Stephen Clyne



Tillman Hall



National Rankings

While Clemson fans are proud of the 10 College World Series appearances and 18 consecutive NCAA Tournament appearances by the Tiger baseball program, Clemson University also has many other impressive national rankings in a variety of academic disciplines in recent years. Below is a list of some noteworthy rankings.

Clemson University Rankings

- #1 Public College-of-the-Year by **Time** Magazine, 2001
- #1 (tie) in proportion of African-American students who graduate in engineering among non-historically black colleges (**Black Issues in Higher Education**, 2003)
- #1 (tie) for number of students who earned a Goldwater Scholarship in 2004
- #2 in the South and #20 in the nation for the Clemson University School of Architecture in a poll of leading architecture firms and the editors of **Design Intelligence**, a monthly newsletter published by the Design Futures Council
- #6 in Writing Programs That Work (**U.S. News & World Report** Best Colleges, 2002)
- #17 among NCAA schools that play Division I football in terms of difficulty of acceptance (52 percent) (**U.S. News & World Report**, 2004)
- #19 environmental engineering & science program (**U.S. News & World Report** Best Graduate Programs, 2005)
- #23 among the top-25 most-wired college and university campuses, and "one of the top public schools in the country" (**The Princeton Review**, 2003)
- #25 among NCAA schools that play Division I football in graduation rate for all students (72 percent) (**U.S. News & World Report**, 2004)
- #28 among national public universities that play Division I football (**U.S. News & World Report**, 2004)
- #30 industrial engineering program (**U.S. News & World Report** Best Graduate Programs, 2005)
- #32 among national public universities (**U.S. News & World Report**, 2005)
- #33 in number of National Merit Scholarships (public universities) according to the National Merit Scholarship Corporation in its 2000-01 report
- #37 biomedical/bioengineering program (**U.S. News & World Report** Best Graduate Programs, 2005)
- #47 material science program (**U.S. News & World Report** Best Graduate Programs, 2005)
- #50 civil engineering program (**U.S. News & World Report** Best Graduate Programs, 2005)

2005 CLEMSON BASEBALL



Clemson University

Thomas Green Clemson believed that South Carolina needed an institution of higher education dedicated to science and agriculture. With his belief came the foundation that was laid for Clemson Agricultural College. On April 6, 1888, Thomas Clemson died, leaving most of his estate to the state of South Carolina with the purpose of establishing a college that would teach scientific agriculture and the mechanical arts to the young people of South Carolina.

The college formally opened its doors in 1893 with an enrollment of 446 students. As an all-male military school, the college quickly became recognized across the nation as an important part of the national system of state universities and land-grant colleges. In 1955, Clemson became a civilian co-educational college. As the school expanded its academic offerings and research pursuits, the state legislature renamed the college Clemson University in 1964.

Today, Clemson is much more than Thomas Clemson could have ever envisioned. The campus is located on 1,400 acres of beautiful rolling hills on what once was the plantation of former U.S. Vice-President John C. Calhoun. Landmarks such as Fort Hill, the former home of the Clemsons and the Calhouns, Tillman with its clocktower, the statue of Thomas Green Clemson, and the outdoor amphitheater all help retain the air of tradition.

The Clemson Education

- **U.S. News & World Report** ranked Clemson the leading national university in South Carolina (by 20 positions) and #32 among the nation's top public universities. The university's goal is to be one of the top-20 public universities in the nation.
- Clemson features a diverse curriculum; there are 80 undergraduate degree programs and 100 graduate degrees.
- Average class size is 31 students.
- Clemson's five different colleges include: Agriculture, Forestry, and Life Sciences; Architecture, Arts, and Humanities; Business and Behavioral Science;

General Information

Founded:	1889
Total Enrollment (2003-04):	15,873
Undergraduate Enrollment (2003-04):	13,077
Graduate Enrollment (2003-04):	2,796
Freshman Class Enrollment (2003-04):	2,760
Average SAT of 2003-04 Freshmen:	1,203
Freshmen in Top-10 Percent of Class:	43%
Freshman-Year Retention Rate:	87%
Degrees Awarded (May, 2004 Graduation): ...	2,170
Degrees Awarded (December, 2003 Graduation): ..	1,107
Undergraduate Degree Programs:	80
Graduate School Degree Programs:	100

Engineering and Science; and Health, Education, and Human Development.

- The Calhoun Honors College strives to enrich the educational experience of highly-motivated, academically-talented students by providing opportunities for scholarship and research not ordinarily available to undergraduates. Established in 1962, Calhoun College is the oldest honors program in South Carolina.
- Clemson University is accredited by the Commission on Colleges of the Southern Association of Colleges and Schools to award the bachelor's, master's, specialist, and doctoral degrees.
- **Kiplinger's Magazine** ranks Clemson #20 among public institutions in its roundup of institutions providing a top-quality education at reasonable prices. The editor also picked Clemson as one of the top public institutions providing the best education dollar for dollar.
- Five programs within the College of Engineering and Science are among the nation's top 50 according to the 2005 edition of **U.S. News & World Report** guide to graduate programs.
- Clemson's six-year graduation rate is 72 percent, 20 points higher than the national average for public universities.
- The Program for Educational Enrichment and Retention (PEER) helped bring Clemson's graduation rate of African-American engineering students

to the highest in the nation among predominantly non-historically black schools.

- Clemson's College of Engineering and Science grants more than two-thirds of all engineering degrees in South Carolina and enrolls nearly 75 percent of the state's engineering students.

The Clemson Experience

- Whether its walking to the Hendrix Student Center to have a milkshake, or taking a stroll through the State's Botanical Gardens, or even taking part in a pickup basketball game at Fike Recreation Center, there are plenty of activities for Clemson students when they are not in the classroom.
- Clemson has more than 230 student organizations active on campus, including 23 social fraternities and 14 social sororities. There are organizations related to every course of study, groups such as the Accounting Club and the American Institute of Architects. For students who enjoy writing or photography, **The Tiger**, the campus newspaper, TAPS, the university yearbook, and the Chronicle, the student variety magazine, are available.
- Located in the University Union are the offices of the student government. Student government gives students the opportunity to influence campus policy.
- Fike Recreation Center, which just completed a renovation and expansion project, has a host of opportunities for students to let off steam through physical activity. Inside Fike is an eight-lane swimming pool, a diving tank, two gyms used for basketball and other activities, various weightlifting facilities, and room for aerobics. Outside Fike are several spacious fields used for the extensive intramural program and for student enjoyment. There are indoor and lighted outdoor tennis courts across the street at the Hoke Sloan Tennis Center.

The Clemson Facilities

- Opened in January of 2000, the Hendrix Student Center is a 108,000 square-foot facility in the heart of Clemson's campus that contains a convenience store, food court, movie theater, hair salon, coffee shop, copy shop, and telecommunications center. The center has 15,000 square feet of meeting rooms and a 2,600 square-foot student lounge. The student center also is the home of the Office of Career Services and Placement, the multicultural affairs department, the student bookstore, the student media, and the University Union.
- The main university library, Robert Muldrow Cooper Library, is situated in the center of campus. The library has become one of the national leaders in automated information retrieval. Its bibliographic records are accessible from anywhere in the world, easing the task of finding information in its collections, which total more than 1.7 million items. Numerous periodical indexes are housed online and available for automated searching. The collections are particularly strong in agriculture, natural and physical sciences, economics, and technology. Of special interest are the James F. Brynes and Edgar A. Brown Rooms, which have the collections of papers of these statesmen.
- A cornerstone of the University is its computer facilities. Clemson's computer center, which supports student course work and research in all disciplines, is also used by government and industry.



Sikes Hall



The center provides general computing services on a network. Remote sites housing more than 1,600 terminals and 600 microcomputers are conveniently located in many different areas of campus. International and national telephone-modem access is also available. Clemson is ranked #31 nationally for wireless computer access for students having the freedom to access the internet on notebook personal computers without a traditional connection (Intel's "Most Wired Campuses" in 2004).

- All students are assigned a user identification code when they enroll, which allows them to use the various mainframe applications, such as electronic mail, job placement service, library card catalog and information databases, and housing and course registration.
- The \$12.5-million Robert Howell Brooks Center for the Performing Arts opened in 1994. The facility brings an exciting array of fine arts productions to the University, while working to make the arts accessible to a new and larger audience.
- The Office of Career Services and Placement can help with planning and finding summer and full-time employment. The office assists in career counseling and planning, searching for a job, preparing resumes, and developing job interview strategies. Resources include staff expertise, books, videotapes, and literature provided by companies and agencies. Clemson has developed one of the best automated placement systems in the country, allowing students to research employers and sign up for interviews from any mainframe computer terminal on campus.

The Clemson Faculty

- Clemson's student-to-faculty ratio of 15-to-1 gives the faculty the opportunity to interact with many of the students on a one-to-one basis. Critical thinking, problem solving, creative learning, and self-



Hendrix Student Center

development are just a few of the characteristics emphasized in the classroom.

- The Clemson faculty includes 33 Fulbright Scholars, and 59 endowed chairs, named professorships, and alumni professorships.
- Faculty members at Clemson come from a wide range of backgrounds. Over 500 institutions of higher learning that promote excellence in teaching, research, and scholarship are represented among the Clemson faculty.

- Over 85 percent hold earned doctoral degrees, the highest degree in their field, and many have achieved special academic recognition. Many have been honored by colleagues and students as master teachers for their excellence in the classroom and by Outstanding Educators of America.
- Sixteen faculty members currently hold National Science Foundation career awards.

The Clemson Student

- In 2000, **Time Magazine** ranked Clemson its "Public College-of-the-Year."
- Clemson features a competitive student body, and thus a degree that has meaning. Clemson's 2003-04 entering freshman class achieved an average SAT score of 1203. This score is one of the highest ever attained by Clemson's entering students, and once again leads the state's public colleges and universities.
- Since 1993, honors students have accounted for more than 10 percent of the freshman class, and 43 percent of 2003-04 incoming freshmen graduated in the top-10 percent of their high school class.
- Clemson has a mentoring program to help students prepare and compete for Rhodes, Truman, Marshall, and Fulbright Scholarships.
- Clemson's total enrollment of 15,873 represents 50 states and 95 foreign countries.
- More than 450 employers interview Clemson students on campus each year through the University's Michelin Career Center.
- The Clemson family includes a mentoring and support network of over 80,000 alumni worldwide.
- Four Clemson students received the prestigious Barry Goldwater Scholarship for Excellence in Science, Math, and Engineering in 2004. Clemson joined Harvard, Princeton, Stanford, and Virginia as the only schools in the nation with four Goldwater Scholars in 2004.



Cooper Library

2005 CLEMSON BASEBALL



Campus Life

Clemson Tiger football players rub Howard's Rock and run down "the Hill" before each home game in what has been called "the most exciting 25 seconds in college football."



This caboose greets visitors to the South Carolina Botanical Gardens. The beautiful 295-acre center features several thousand varieties of ornamental plants.



Clemson University presidents have resided in this house in the heart of campus for over 50 years.



The First Friday Parade, a Clemson tradition since 1974, is held the Friday before the first home football game to celebrate the new season.



President Barker congratulates every Clemson graduate at the commencement ceremonies.



Bowman Field hosts many touch-football games, picnics, and special events. On sunny days, one might mistake the playground for a public beach.





The Walker Golf Course is one of the most picturesque areas of Clemson's campus. It is one of the top courses in the state and features the signature 17th hole, a challenging par three whose green and four accompanying bunkers are in the shape of Clemson's Tiger Paw logo.





With an average year-round temperature of 75 degrees, including 68 degrees during the football season, the Clemson campus scene is enhanced by Lake Hartwell, which borders the campus to the west. Water sports or just a quiet place to relax are in abundance right in your own backyard.





Clemson, SC



2005 CLEMSON BASEBALL



The signs on the side of the highway as you enter Clemson say "Clemson: In Season Every Season." From the point of view of most Clemson graduates, the seasons this slogan speaks of are football, basketball, baseball, etc. But a drive through town in the middle of spring, when the azaleas and dogwoods are in full bloom, or a walk through campus in October, when the trees are blazing in the brilliant colors of autumn, will leave little doubt that Clemson is indeed in season, every season.

Nestled in the foothills of the Blue Ridge Mountains and caressed by the shores of the beautiful Lake Hartwell, Clemson is located in the northwestern corner of South Carolina, two hours northeast of Atlanta, GA and two hours southwest of Charlotte, NC. The town may not be one of the state's largest most days, but on many autumn Saturdays, it becomes one of the largest cities, as over 81,000 fans come from all directions to watch the Tigers play football; but the friendly residents of Clemson and the surrounding towns welcome the visitors home each year with a true dose of southern hospitality.

Clemson is steeped in history. The University campus is located on what was Fort Hill Plantation, home of John C. Calhoun, one of the great statesmen of the 19th century, and his son-in-law, Thomas Green Clemson. The house, which was built in 1806, stands in the center of campus and is open to the public. Also on the Clemson campus is a 1716 Lowcountry French Huguenot home (Hanover House), which was transported to Clemson in 1941. Just a mile or so down the road is the Pendleton Historic District, where several other antebellum homes are open to the public. The entire village of Pendleton is on the National Register of Historic Places.

The area boasts a great variety of restaurants, ranging from the downtown barbecue and hamburger spots, to the historic Liberty Hall Inn and Calhoun Corners. Any palate or budget can find something to his or her liking, as more than 50 eating establishments are located in the Clemson/Pendleton/Central area. The area adopts "Clemson Fever," as Tiger Paws are omnipresent on local billboards and entrances.

The mild climate of the foothills lends itself to many outdoor activities throughout the year. Clemson has excellent and ample facilities for tennis, golf, fishing, swimming, hiking, whitewater rafting, and other pursuits.

And when one wants to leave the area, they do not have far to go to find whatever they are looking for. Professional sports are only a couple of hours away in Atlanta and Charlotte. Clemson was the home of the NFL's Carolina Panthers for eight regular-season and two exhibition games in 1995.

For sun and fun, it is an easy interstate drive to the coast of South Carolina, to Hilton Head Island, Myrtle Beach, or even historic Charleston. And for those who enjoy cooler climates, the mountains of North Carolina are only an hour's drive away.

Driving Distances to ACC Institutions

Institution	BOC	CU	DUK	FSU	GAT	UMD	MIA	UNC	NCS	UVA	VAT	WFU
Boston College	----	989	715	1314	1094	430	1509	729	722	551	698	795
Clemson	989	----	276	395	129	554	773	273	303	437	303	217
Duke	715	276	----	639	382	266	829	12	29	220	203	80
Florida State	1314	395	639	----	270	880	518	643	614	765	667	584
Georgia Tech	1094	129	382	270	----	660	700	379	409	542	409	322
Maryland	430	554	266	880	660	----	1069	280	270	130	277	346
Miami (FL)	1509	773	829	518	700	1069	----	833	803	1029	902	811
North Carolina	729	273	12	643	379	280	833	----	32	232	200	77
N.C. State	722	303	29	614	409	270	803	32	----	251	230	107
Virginia	551	437	220	765	542	130	1029	232	251	----	143	205
Virginia Tech	698	303	203	667	409	277	902	200	230	143	----	123
Wake Forest	795	217	80	584	322	346	811	77	107	205	123	----

Note: Distances in miles; includes Boston College, who will join the ACC in 2006.



Doug Kingsmore Stadium, home of Tiger Baseball since 1970, has a capacity of 5,000. It is located on the west side of the Clemson campus, while the campus is a two-hour drive from Atlanta, Charlotte, and Columbia. The beaches of coastal South Carolina are only four hours away, while the awe-inspiring sights of the Blue Ridge Mountains can be viewed just a few miles northwest of Clemson.



Vickery Hall



Vickery Hall

Since its inception in 1991, the five-faceted Student-Athlete Enrichment Program has provided its student-athletes a continued commitment to excellence. Our approach is to address the total student-athlete, and we are committed to coaching our student-athletes to success (C.A.T.S.) not only in the athletic arena, but in the academic, personal growth, career, and service arenas as well. As an original member of the NCAA Life Skills/CHAMPS Program, we provide opportunities and services to address the changing needs and skills of student-athletes in the years during college and after graduation.

Clemson University's commitment to provide its student-athletes with the very best of facilities is evident in many ways. From the soaring upper decks of Memorial Stadium, to the "New Littlejohn Coliseum," to the state-of-the-art strength training facility, young men and women from all 19 of Clemson's intercollegiate varsity sports have the very best in facilities for both training and competition.

Vickery Hall is no exception, as the \$3-million structure is as impressive aesthetically as any of the other facilities. But the importance of Vickery Hall to the Clemson University Athletic Department is not found in the structure itself, but in the many programs that the building houses.

Vickery Hall opened in the spring of 1991 and was the first facility in the country constructed solely for the all-around academic support of student-athletes. The two-story, 27,000 square-foot building is open all day and into the evening hours to accommodate the student-athletes' extended schedules.

The mission of Clemson's Student-Athlete Enrichment Programs is to monitor, guide, and encourage student-athletes to fulfill their long-term goals, and to achieve their academic and career potential.

Vickery Hall focuses on five primary areas to meet the student-athlete's needs.

Academic Commitment

Clemson student-athletes earned a record 2.90 overall GPA, and a record 44 student-athletes were named to the President's List (4.0 GPA) for the spring semester of 2004. A record 116 student-athletes were named to the Dean's List, the sixth-straight semester at least 100 student-athletes were named to the Dean's List (3.5 GPA or better).

The 2.90 GPA broke the record of 2.85 set by the student-athletes in the 2002 spring semester. Seven athletic programs eclipsed the 3.0 mark, tied for the second-highest semester on record.

"I am thrilled to no end about this record-setting report," said Phil Grayson, Clemson's associate athletic director for student-athlete enrichment. "Being able to sustain the effort necessary to perform so well, while continuing their practice and competition schedules, is a feat that cannot be overstated. It energizes those of us who work in Vickery Hall to know that our student-athletes make academic achievement a priority."

The outstanding statistics have been a habit in recent years. The cumulative GPA of the athletic teams has improved 20 of the last 26 semesters, making a steady rise from a 2.33 in 1991 to the record 2.90 in spring, 2004.

The baseball program had a 2.94 GPA for the 2004 fall semester, and had 21 players make the ACC Academic Honor Roll, both records. Baseball Academic Advisor Joe White is scheduled to retire at the end of the academic year after many distinguished years of service.



Phil Grayson
Student-Athlete Enrichment
Director



Bobby Douglas
Director of Academic Services

Athletic Commitment

Clemson had another outstanding sports program in the 2003-04 academic year. Ten of the 11 teams that compete in dual-meet formats had a winning record, including eight that had a winning percentage of 60 percent or better. Three teams (golf, men's track, women's tennis) won ACC titles, and five teams (golf, women's soccer, football, men's tennis, women's tennis) had top-25 final rankings.

Clemson was very successful against rival South Carolina. Clemson had a 12-3 record in head-to-head matches, meets, or games, including a 6-0 mark in women's sports. Two of the losses were in baseball, but Clemson also had two victories in that sport against the Gamecocks. Nine of the 11 sports that play head-to-head with South Carolina had a winning victory margin during the season.

One can make a case that the April 16-18, 2004 weekend was the most successful in school history. Between those dates, Clemson won Atlantic Coast Conference Championships in men's outdoor track, men's golf, and women's tennis. Additionally, the men's tennis team reached the finals of the ACC Tournament by upsetting top-seeded North Carolina, and the baseball team took two of three games on the road at a top-10 North Carolina team.



Patrick Hogan, who graduated in May of 2004 with a degree in PRTM, had 18 career saves in 79 appearances from 2001-04. Both marks rank in the top five in Tiger history.

Vickery Hall



Wayne Coffman
Assistant Student-Athlete
Enrichment Director



Monique Garcia
Assistant Student-Athlete
Enrichment Director



Priscilla Kanet
Assistant Student-Athlete
Enrichment Director



Leslie Moreland
Assistant Student-Athlete
Enrichment Director



Ginty Porter
Assistant Student-Athlete
Enrichment Director



Joe White
Assistant Student-Athlete
Enrichment Director, Baseball

Clemson's teams competed at a high level, as nine of the 11 sports that compete in a dual-meet format had at least one win over a top-25 team. That list was led by the baseball team, who had nine top-25 wins. That program also had five wins over teams that reached the Final Four of the College World Series. The women's tennis team had a school-record seven top-25 victories during the season. The overall program had 34 top-25 victories in 2003-04.

The performance of the Clemson tennis programs was a highlight in 2003-04. Both programs reached at least the Elite Eight of the NCAA Tournament, and both teams posted 26 victories. It was the high victory total for each program since the spring of 1986. The Lady Tigers reached the Final Four of the NCAA Tournament, the first women's sports program in the school's history to reach a Final Four.

There were many noteworthy individual accomplishments in 2003-04. Seventeen Clemson student-athletes were named first, second, or third team All-American in 11 different sports. That list was led by first-team, All-America women's tennis player Julie Coin, who reached the Final Four of the NCAA Tournament and was named ACC Player-of-the-Year. Gisele Oliveira was an All-American on the track and in the classroom. She became the 15th student-athlete in school history in any sport to perform the athletic-academic double in the same year.

Career Development Commitment

The Career Assistance Program provides student-athletes an opportunity to fulfill their career aspirations by participating in various career seminars offered by the Vickery Hall staff. The philosophy of this extensive program is to provide Clemson's student-athletes with job-searching skills and strategies, internships, practical experience, and summer employment. These programs are designed to address specific career opportunities and acquire information about the student-athletes for each year.

By using the resources available to the University, Alumni Center, and the Athletic Department, the staff is working to establish a network of businesses, companies, and executives who will assist with the Summer Employment Assistance Program.

The program's main goal is to provide the student-athletes with job experience and a work history, which he or she can apply to his or her academic discipline.

The Career Assistance Program is coordinated from the academic colleges, the Placement Center, and through the Athletic Department contacts. This program is designed to better prepare Clemson's student-athletes for full-time employment. The program also focuses on resumé writing and interview techniques.

The SAEP Career Assistance Program has a full-time counselor housed within Vickery Hall. Unique to our program, the career counselor is a member of the Michelin Career Center staff as well as the Student-Athlete Enrichment staff. This link between athletics and the Michelin Career Center provides student-athletes the most up-to-date information and resources in career development, and preparation for entrance into the job market upon graduation.

Personal Development Commitment

One of the most important programs in Vickery Hall that helps student-athletes reach their full potential and engage successfully in this college experience is the Personal Growth and Development Program.

One of the key components of this program is the first-semester freshman transition class designed

to assist the student-athlete in making a successful transition into his/her university and athletic life.

All first-semester freshmen attend a semester-long series of workshops targeting the transitional issues of time management, organizational strategies, health and wellness issues, athletic issues, diversity issues, career orientation, and service training. Throughout the academic year, all student-athletes are required to attend four large-group programs, which focus on pertinent social, health, and athletic issues.

Service Commitment

Providing community and outreach service to student-athletes and the surrounding community by engaging the student-athletes in hands-on interactive programs is an important aspect of the Student-Athlete Enrichment Programs. The staff of SAEP coordinates various activities each year to engage student-athletes in community outreach projects along with academic programs.

Another aspect of the service commitment is that of community service. The purpose of community service is to allow the student-athletes to become involved with the happenings of the community while giving back at the same time. Each year, every team is required to perform at least two community outreach projects. Recently implemented was a new community service program entitled "Success Away From the Game."

The purpose of this program is to combine student-athletes of different sports in community outreach programs. By taking this step, each outreach program participates, thus creating a diverse group of athletes with new and different ideas. At the end of each year, six different student-athletes who have demonstrated outstanding commitment and contributions to the community are recognized as the Top Six by the ACC.

To assist our student-athletes in becoming effective service leaders and communicators, we provide service and speaking training, which anticipates the demands placed on a student-athlete when he/she might be speaking with a group of young people or with members of the media.



The high-tech Dick Hendley Computer Lab is an area of Vickery Hall that makes it one of the best facilities of its kind in the country.



President James F. Barker



Clemson University President, James F. Barker, came to the office in 1999 with a clear vision of Clemson's future. A 1970 Clemson graduate, Barker has established a goal of making the university one of the nation's top 20 public universities - an

institution that draws outstanding faculty and students, provides an unmatched academic experience, and helps drive the state's economic development.

"South Carolina needs a top-tier research university, and our students deserve to have access to a top-tier education without leaving their home state," Barker said. "Building Clemson's academic, research, and service programs to the level where we can compete with anyone will benefit our state, our students, and our alumni."

Clemson, already South Carolina's top-ranked public university, is making strides toward that goal. During Barker's presidency, the university has:

- been recognized as **Time Magazine's** "Public College-of-the-Year."
- developed an academic strategic plan with eight emphasis areas aligned with the state's economic needs.
- implemented an enrollment management plan to protect the quality of classroom teaching and allow for more student/faculty interaction.
- redesigned the general education curriculum to focus on learning outcomes, and give undergraduates more opportunities for study abroad, service-learning, and research activities.
- nearly doubled external research funding.
- completed Clemson's largest capital campaign.

Working with private industry and state leaders, Barker also has steered Clemson into a greater economic development role. In six months, Clemson broke ground for a 400-acre automotive research campus in Greenville, dedicated a state-of-the-art biosystems research complex, and announced plans to invest \$70 million over five years to support the advanced materials industry. All three projects represent substantial investment in areas related to South Carolina's most promising economic clusters.



Barker became Clemson's 14th president in 1999. He is a 1970 Clemson graduate and former member of the track team.

Building a Future for Clemson



Barker also is becoming a leading voice in higher education in South Carolina and beyond. He served as chair of the ACC Council of Presidents for three years, including 2003-04 when he was significantly involved in the ACC's expansion, with the addition of Boston College, Miami (FL), and Virginia Tech. He is also chair of the Commission of the Southern Association of Colleges and Schools, the regional accrediting agency.

Over the past two years, he has earned recognition as a community leader, including South Carolina's Order of the Palmetto, the Boys and Girls Club Hall of Fame, the Greater Greenville Chamber of Commerce's Buck Mickel Award for Business and Community Leadership, and the **Anderson Independent's** "Pointing the Way" Leadership Award for Community Service.

Barker earned his bachelor of architecture degree from Clemson and his master of architecture and urban design degree from Washington University in Saint Louis, MO. Before returning to Clemson in 1986 to serve as dean of the College of Architecture, he was dean of the School of Architecture at Mississippi State. In 1995, he became dean of the new College of Architecture, Arts, and Humanities, which was created after a comprehensive reorganization and has received national attention as a new model in education.

He is a recipient of the National Distinguished Professor Award of the Association of Collegiate Schools of Architecture and served as president of that association. Barker was named Fellow of the American Institute of Architects. He also has been a partner in an architectural practice.

While at Clemson, Barker co-founded the South Carolina Design Arts Partnership to support community design outreach projects, initiated the Charleston Architecture Center, established the University's "Arts in April" program, and developed a Mayors' Institute to help city leaders learn how to manage issues related to growth and development.

Despite his responsibilities as president, Barker remains com-

Barker's Goals By 2010

Academics, Research, & Service

1. Excel in teaching, at both the undergraduate and graduate levels.
2. Increase research and sponsored programs to exceed \$100 million a year in research support.
3. Set the standard in public service for land-grant universities by engaging the whole campus in service and outreach, including a focus on strategic emphasis areas.
4. Foster Clemson's academic reputation through strong academic programs, mission-oriented research and academic centers of excellence, relevant public service, and highly-regarded faculty and staff.
5. Seek and cultivate areas where teaching, research, and service overlap.

Campus Life

1. Strengthen our sense of community and increase our diversity.
2. Recognize and appreciate Clemson's distinctiveness.
3. Create greater awareness of international programs and increase activity in this area.
4. Increase our focus on collaboration.
5. Maintain an environment that is healthy, safe, and attractive.

Clemson's National Reputation

1. Promote high integrity and professional demeanor among all members of the University community.
2. Establish a Phi Beta Kappa chapter.
3. Have at least two Clemson students win Rhodes Scholarships.
4. Send student ensembles to perform at Carnegie Hall.
5. Have at least two Clemson faculty members win recognition by national academies.
6. Publicize both national and international accomplishments of faculty, staff, and students.
7. While maintaining full compliance, achieve notable recognition with another national football championship, two championships in Olympic sports, and two Final Four appearances in basketball.

Educational Resources

1. Campaign goal surpassed by 40 percent.
2. Rededicate our energy and resources to improving the library.
3. Increase faculty compensation to a level competitive with top-20 public universities.
4. Increase academic expenditures per student to a level competitive with top-20 public universities.
5. Manage enrollment to ensure the highest quality classroom experiences.

Student Performance

1. Attract more students who are ranked in the top-10 percent of their high school classes and who perform exceptionally well on the SAT/ACT.
2. Promote high graduation rates by increasing freshman retention, meeting expectations of high achievers, and providing support systems for all students.
3. Promote excellence in advising.
4. Increase the annual number of doctoral graduates to the level of a top-20 public research university.
5. Improve the national competitiveness of graduate student admissions and financial aid.

mitted to the classroom, continuing to teach an undergraduate course each spring and serve as a facilitator for the freshman summer reading program.

The Barkers, Jim and Marcia, have two sons - Britt, a sophomore at Clemson, and Jacob, who graduated from North Carolina and attended on a baseball scholarship, and earned a master's degree from Clemson.

Athletic Director Dr. Terry Don Phillips



After only his second year at Clemson University, Dr. Terry Don Phillips' quest for athletic and academic excellence is quickly becoming a reality. His first year as athletic director featured the establishment of a long-term strategic plan for Clemson athlet-

ics intended to provide an opportunity for the department to work toward becoming a model program that can compete at the highest levels in all sports.

To become a model program, Clemson must be able to not only compete at the highest levels, but do so with academic integrity, concern for the student-athlete, financial responsibility, and in full compliance.

In his second year, the benefits of Phillips' plan for the athletic programs became visibly evident, as the Tiger athletic teams set new records on the playing fields and in the classroom in 2004.

In the classroom, Clemson student-athletes earned an all-time best 2.90 GPA in the spring of 2004, with 116 student-athletes named to the Dean's List, another Clemson record. Seven different programs recorded a 3.0 GPA or better and 195 student-athletes were named to the ACC Academic Honor Roll.

The Tigers also broke new ground in athletic competition. The fall of 2003 featured a much improved football team that won each of its last four games, including a pair of victories over top-six teams. The season concluded with a victory over #6 Tennessee in the Chick-fil-A Peach Bowl and a #22 final national ranking. In one weekend in April, Clemson won three ACC Championships, the first time that was accomplished in seven years.

The Clemson women's tennis team advanced to the NCAA Final Four, the first women's athletics program in school history to advance to the semifinals of any NCAA Tournament. That squad also captured the ACC regular-season and ACC Tournament titles en route to a #5 final ranking. The men's tennis team advanced to the Elite Eight of the NCAA Tournament for the first time since 1986 and had its highest victory total since that season. The golf team captured the ACC and East Region Tournament championships for the second consecutive year.

Strides were made toward his goals in his first two years through facility improvements and the development of concepts that will serve the entire program. Littlejohn Coliseum and Doug Kingsmore Stadium completed renovations in 2003 that now make them very competitive nationally. A new indoor track & field complex, widely acclaimed as one of the finest

in the nation, was completed in the fall of 2004. It was the site of the ACC Indoor Track & Field Championships in 2004.

Phillips also introduced the West Endzone plan for Clemson Memorial Stadium in 2003. Clemson began its construction at Death Valley after the 2004 football season.

After the completion of the club seats and other new gameday operation facilities, future plans call for a new comprehensive football building at Memorial Stadium. The building will benefit the entire department, as it will create additional updated facilities for Clemson's Olympic sports program in the McFadden Building. A "One Clemson Center" to include the history of Clemson University and athletics is also a planned part of the project.

Phillips had an active first academic year (2002-03) at Clemson. On the field of competition, Clemson won its first ever national title in golf with a landmark victory at Oklahoma State's Karsten Creek. Larry Penley's team was the #1-ranked team in the nation for the entire season and became the first golf program in history to win its conference, NCAA regional, and NCAA national tournaments. It was an ironic first national title at Clemson for Phillips in that he had been at Oklahoma State for eight years prior to his arrival at Clemson.

Phillips has an undergraduate degree from Arkansas (1970), a master's degree from Virginia Tech (1974), a doctorate degree from Virginia Tech (1978), and a law degree from the Arkansas School of Law (1996). He is a member of the Arkansas Bar, American Bar Association, and the Sports Lawyers Association.

From an experience standpoint, Phillips has worked in nearly all phases of college athletics. He served as an assistant football coach at Virginia Tech, supervised spring sports and student-athlete enrichment at Florida, handled athletic fundraising and facility enhancement at Missouri and Arkansas, and had 15 years experience as an athletic director, including 13 at the Division I level, prior to his appointment at Clemson.

When it came to success on the field and in the classroom at Oklahoma State, Phillips' programs

were among the best in the Big 12 Conference. The achievements of the Oklahoma State program during his tenure (1994-02) included a pair of national championships in men's golf, a men's basketball Final Four, two trips to the College World Series, a women's softball World Series, 13 Big 12 Championships, and 11 individual national champions. Academically, it had 53 academic All-Americans.

Very importantly, Oklahoma State notched four football victories over arch-rival Oklahoma during his tenure, including an upset of a fourth-ranked Sooner team in 2001 that knocked Oklahoma from the national championship race. Before his arrival in 1995, the Cowboys had just three wins over Oklahoma in the previous 48 years and had won only a total of 14 games in the previous five years.

Before leading the Oklahoma State program, Phillips served as senior associate athletic director at Arkansas from 1988-94. He ran the daily operations and had oversight of facility projects for the men's programs, and was president of the Razorback Foundation.

Phillips was athletic director at Louisiana-Lafayette (1983-88) and Liberty (1980,81). He was also an assistant athletic director at Missouri (1981-83), where he supervised athletic fundraising. He began his administrative career in 1978 as an assistant athletic director at Florida, where he worked with spring sports and student-athlete enrichment.

Phillips began his career in college athletics coaching football. He started as a graduate assistant at Arkansas in 1970,71. He then moved on to Virginia Tech as an assistant coach from 1971-78 before joining the ranks of athletic administration. During his coaching career in Blacksburg, he served with former Clemson Head Coaches Charley Pell and Danny Ford.

Winning has been in Phillips' resumé since his playing days. At Arkansas, Phillips lettered on Frank Broyles teams of 1966, 1968, and 1969. The Razorbacks were a combined 27-5 in those three seasons and played in two Sugar Bowl games. Phillips played for the Razorbacks in the famous 1969 Arkansas-Texas game that decided the national title.

Phillips is the chair of the NCAA Division I Infractions Appeals Committee, which serves the appellate role for all university and individual appeals arising from the Committee on Infractions. He also works with the NCAA Certification Program. Phillips currently serves on the following ACC Committees: Finance Committee, Committee on Infractions and Penalties, Television Committee, Men's Basketball Committee, and Football Committee.

Phillips has two children - John Dennis and Sarah Jane. He has three step-children - Meagan, Marshall, and Madison. He is married to Tricia Phillips, who earlier had an athletic administration career in marketing at Louisiana-Lafayette and is a graduate of the Missouri School of Journalism.



Dr. Terry Don Phillips is pictured with his wife Tricia alongside Clemson University President James F. Barker and his wife Marcia. Both administrators, along with everyone associated with the university, are working hard to make Clemson one of the top-20 public universities in the country.



Athletic Department Staff



Rick Bagby
Video Services Director



Joey Batson
Strength Training Director



Sam Blackman
Associate Sports Information
Director



Tim Bourret
Assistant Athletic Director,
Sports Information



Dr. Larry Bowman
Team Orthopedic Surgeon



Rebecca Bowman
Associate Athletic Director,
Compliance Services



Terrence Branch
Assistant Equipment Manager



Donna Bullock
Assistant Athletic Trainer



Charlie Bussey
Tiger Lettermen's Association
Coordinator



Wayne Coffman
Assistant Student-Athlete
Enrichment Director



Steve Coleman
Information Technology
Consultant



Bill D'Andrea
Senior Associate Athletic
Director, External Affairs



Jeff Davis
Assistant Athletic Director,
Major Gifts



Bobby Douglas
Director of Academic Services



Mike Echols
Supervisor of Athletic Grounds



Stephanie Ellison
Assistant Athletic Director,
Compliance Services



Monique Garcia
Assistant Student-Athlete
Enrichment Director



Louis Garmendia
Assistant Sports Information
Director, Website Coordinator



Wayne Gibson
Ticket Office Assistant



Phil Grayson
Associate Athletic Director,
Student-Athlete Development



Larry Greenlee
Assistant Strength Training
Director



Henry Guess
Assistant Video Services
Director



Dr. Byron Harder
Team Physician



David Helms
Assistant Strength Training
Director



Bert Henderson
IPTAY Executive Director



Brian Hennessy
Assistant Sports Information
Director, Baseball



Van Hilderbrand
Associate Athletic Director,
Event Manager



Katie Hill
Senior Associate Athletic
Director, Internal Affairs



Dr. Cecil Huey
NCAA Faculty Representative



Les Jones
Associate Athletic Director,
Capital Improvements

Athletic Department Staff



Priscilla Kanet
Assistant Student-Athlete
Enrichment Director



Chad Lampman
Assistant Video Services
Director



Bob Mahony
IPTAY Associate Executive
Director



Tim Match
Associate Athletic Director



Anne Miller
Associate Sports Information
Director



Matt Money
Supervisor of Athletic Facilities



Leslie Moreland
Assistant Student-Athlete
Enrichment Director



Danny Poole
Director of Sports Medicine



Ginty Porter
Assistant Student-Athlete
Enrichment Director



Dwight Rainey
Senior Associate Athletic
Director



Jerome Razayeski
Assistant Athletic Trainer



Abe Reed
Assistant Equipment Manager



Dr. Len Reeves
Team Physician



Robert Ricketts
Associate Athletic Director,
Facilities & Grounds



Rusty Rogers
Assistant Equipment Manager,
Baseball



John Seketa
Assistant Athletic Director,
Promotions



Philip Sikes
Assistant Sports Information
Director



Bobby Skelton
Ticket Manager



Alphonso Smith
Equipment Manager



Lynn Sparks
Director of Sales



Rob Stephenson
IPTAY Assistant Executive
Director



Robbie Stewart
Assistant Athletic Trainer



Gary Wade
Assistant Athletic Director,
Facilities



Joann West
Assistant Ticket Manager



Joe White
Assistant Student-Athlete
Enrichment Director, Baseball



Linda White
Associate Athletic Director,
Senior Women's Administrator

Mission Statement

The Department of Athletics offers nationally prominent athletic programs. Through a dedicated commitment to educational interests, a competitive athletic program, and integrity in all areas, the student-athletes, coaches, and staff strive to bring credit and recognition to Clemson University.

The mission of the Athletic Department is to sponsor a broad-based athletic program that provides educational and athletic opportunities for young men and women to grow, develop, and serve the interests of Clemson University by complementing and enhancing its diversity and quality of life.

Furthermore, the Athletic Department seeks to be a source of pride for the citizens of the state of South Carolina and to be recognized as a nationally-prominent program, through consistently high levels of performance and accomplishment in athletic competitions.

The Athletic Department strives to develop student-athletes academically and athletically with the total commitment of aiding their efforts to graduate from Clemson University and advance to careers that will enable them to be productive members of society.

The Athletic Department will act in an ethical and honest manner, dedicated to compliance with all Federal, State, NCAA, Conference, and University rules and regulations.



NCAA Compliance

This brief NCAA rules education is aimed at outlining basic recruiting rules to help potential students-athletes and parents better understand the process. Clemson University is committed to recruiting and conducting our athletic program with the highest level of integrity. If you have questions about NCAA rules, please contact Clemson's compliance services at (864) 656-1580 or through our website at ClemsonTigers.com and click on compliance. You can also visit the NCAA's website at NCAA.org.

Important NCAA Terms

Academic Credentials - A prospect should check with his guidance office to see if he is taking classes that will meet NCAA eligibility standards. A prospect should do this early - at the end of his sophomore year - and keep track of core courses. A prospect will need to take either the ACT or SAT for NCAA certification.

Contact - NCAA rules define a contact as a face-to-face interaction with a prospect and/or his parents off Clemson's campus by a coach. Coaches may make one in-person, off-campus contact on the prospect's high school campus during April of the prospect's junior year. Thereafter, contacts shall not be made before July 1 following the completion of the prospect's junior year in high school.

Core Courses - Courses at a prospect's high school that are considered college preparatory. For the class entering Clemson in 2005, 14 core courses are required, including four in English, two in math, two in science, one additional from English, math, or science, two social sciences, and three additional courses. For the class entering Clemson in 2008, 16 core courses are required, including four in English, three in math, two in science, one additional from English, math, or science, two social sciences,

and four additional courses. A prospect's guidance counselor will have a list of the school's core courses, or you can visit NCAAClearinghouse.net for more information.

Evaluation - College coaches will evaluate a prospect's athletic and academic credentials. When evaluating, the coach will not have contact with a prospect unless it is during a contact period.

Home Visit - During the contact period, a senior prospect may invite college coaches to his home to meet his parents, and to talk in detail about the baseball program and academic offerings at any college the prospect is considering.

Receiving Mail - When a prospect is in the ninth and 10th grades, NCAA rules allow Clemson to mail only a questionnaire and summer-camp brochure to a prospect. After September 1 of a prospect's junior year, Clemson coaches can provide a prospect with the following: write personalized letters, and send a media guide, copies of newspaper articles, and a schedule card.

Recruiting - A term used to describe the process of acquainting a prospect with a college and the coaches of that college who are striving to learn more about a prospect. Only coaches can recruit - no one else can try and persuade a prospect to play sports at a particular college.

Prospect - Any student who has entered the ninth grade. Once they become a prospect, NCAA rules specifically define how college coaches can interact with them.

Telephone - Clemson baseball coaches may telephone a prospect, or a prospect's relatives or legal guardians during March of a prospect's junior year in high school. Subsequent calls may not be made before July 1 following the completion of the prospect's junior year. Thereafter calls may not be made more than once per week.

Frequently Asked Questions

- **Are a prospect's parents invited for an official visit?** Yes. NCAA rules allow a school to provide lodging and meals for parents or legal guardians who accompany their child on an official visit. NCAA rules do not allow schools to provide transportation for parents unless they accompany the prospect.
- **Can a prospect visit Clemson anytime during his high school career?** Yes. A prospect can call any of the Clemson coaches to set up an unofficial visit. He can attend a game and talk with the Tiger coaches, and it does not count as a contact when it is on Clemson's campus. There are times a prospect cannot visit - NCAA rules refer to them as "dead periods," and coaches will not schedule to meet with a prospect during that time period.
- **What is IPTAY?** IPTAY is an organization of Clemson fans. The fundraising organization was the first of its kind in the nation. It generates financial support for the athletic department, and it

Compliance Services



Rebecca Bowman
Associate Athletic Director,
Compliance Services




Stephanie Ellison
Assistant Athletic Director,
Compliance Services

Compliance Services Phone: (864) 656-1580
Compliance Services Fax: (864) 656-1243
Bowman Office Phone: (864) 656-0541
Bowman Email: rbowman@clemson.edu
Ellison Office Phone: (864) 656-7163
Ellison Email: saellis@clemson.edu
Compliance Address: P.O. Box 31;
..... Clemson, SC 29633
Overnight Address: 100 Perimeter Road;
..... Jervy Athletic Center; Clemson, SC 29634
Compliance Website:
..... ClemsonTigers.com/Compliance/clem-Compliance.html

is the best in the country! It has over 23,000 members.

- **Can IPTAY members help recruit me?** No. NCAA rules are clear that only coaches can telephone, contact, and evaluate a prospect. Only college coaches can offer unofficial and official visits.
- **Is the prospect's high school coach invited for an official visit?** NCAA rules are such that high school coaches may not be provided any expenses for official visits.
- **What is a National Letter of Intent (NLI)?** It is like a contract in that a prospect and his parents sign a promise that the prospect will attend a particular institution. In return, that college promises a prospect financial aid. A prospect can sign his senior year. There is an early signing period in November and another one in April of the prospect's senior year. Once the prospect signs the letter of intent, he cannot be recruited by any other school, and it is binding for the prospect's first year in college.
- **What is an official visit?** After September 1 of a prospect's senior year, he can take five official visits, which are expense-paid. Before the visit, the prospect must present a high school transcript and proof of an SAT, ACT, PACT, or PSAT test. Official visit invitations are extended by Clemson coaches only.
- **What is the NCAA Clearinghouse?** It is the agency that certifies a prospect's eligibility for NCAA Division I and Division II. A prospect should register with the NCAA Clearinghouse at the beginning of his senior year in high school. Applications are available in the prospect's high school guidance office. Cost is \$32.



Omaha Challenge

2004 Fall Omaha Challenge

In the fall of 1998, Head Coach **Jack Leggett** conceived of a competition to test his players and help them reach their strength goals. The contest was named "Omaha Challenge." Its purpose is to serve as an intense form of evaluation to measure muscular endurance, mental toughness, and develop team unity using a variety of resistance, agility, and conditioning tests.

Before the 2005 season, the fielders competed against each other, as did the pitchers. The fielders performed the dumbbell bench press (60 pounds), pullups, sled pull, "Hercules Hold," dips, 120-yard "Omaha Shuttle," "Omaha Four-Lapper" (2.2 miles), and agility circuit. The pitchers performed in the same events as the fielders, except the pitchers did a 55-pound dumbbell bench press.

Junior infielder **Herman Demmink** captured the fielders' competition for the third year in a row with 2,724 points, over 259 points more than the closest competitor. Freshman lefthander **Chris Fidrych** won the pitchers' event, totaling 2,464 points.

How Badly Do You Want It?

Fielders

Rk	Player	Points
1.	Herman Demmink ..	2,724
2.	John Ingram	2,401
3.	David Williams ..	2,139
4.	Daniel Pritchard ..	2,095
5.	Jesse Ferguson ..	2,024
6.	Doug Hogan	2,022
7.	Tanner Leggett ..	1,955
8.	Taylor Harbin ..	1,949
9.	Andy D'Alessio ..	1,925

Dumbbell Bench Press

Herman Demmink 38

Pull Ups

Herman Demmink 52

Sled Pull

John Ingram 29.5

Hercules Hold

John Ingram 113.3

Omaha Shuttle

Herman Demmink .. 91.8

Omaha Four-Lapper

Herman Demmink .. 12:10

Agility Circuit

Herman Demmink .. 111.5

Pitchers

Rk	Player	Points
1.	Chris Fidrych ...	2,464
2.	Drew Fiorenza ..	2,282
3.	Kris Harvey	2,258
4.	Stephen Faris ..	2,242
5.	Jeff Hahn	2,223
6.	William Bond ...	2,149
7.	Stephen Clyne ..	2,127
8.	Aaron Eubanks ..	2,092
9.	Josh Cribb	2,033

Dumbbell Bench Press

Jason Berken 55

Pull Ups

Chris Fidrych 20

Sled Pull

Drew Fiorenza 29.8

Hercules Hold

Chris Fidrych 109.4

Omaha Shuttle

Drew Fiorenza 98.6

Omaha Four-Lapper

P.J. Zocchi 12:55

Agility Circuit

Drew Fiorenza 117.9

Team Standings

Rk	Team	Points
1.	Cribb	13,985
2.	Pierce	13,140
3.	Pritchard	12,980
4.	Storror	12,716



Tanner Leggett




Herman Demmink



Jesse Ferguson




John Ingram



Chris Fidrych



Herman Demmink



Tyler Colvin



Jorge Andrade, Jr.



Athletic Facilities

Jervey Athletic Center

The Jervey Athletic Center, named in honor of one of Clemson's most beloved sons, Frank Johnstone Jervey, is a two-level complex that is the home of the University's intercollegiate athletic program.

The 67,000 square-foot building houses under one roof offices for all of the coaching and related staffs for Clemson's sports, a unique feature that places the center among the most modern of its kind anywhere. These offices are centrally located on the main level and recently had a \$500,000 renovation.

Within the complex is all of the personnel and related facilities needed to conduct an effective, top-flight intercollegiate athletic program.

Beneath the main floor are dressing rooms for the varsity sports. Other facilities on this level include coaches' dressing rooms, a spacious training room, sauna and steam rooms, and an athletic equipment room.

Attached to and complementing the administrative-coaching personnel building is a two-level, multi-purpose structure of 29,000 square feet. The upper level of this building is where the Jervey Gym is located. The Jervey Athletic Center provides student-athletes with the most modern and up-to-date facilities in the country. It is one reason the Clemson athletic program is recognized as one of the best in America.

Strength Training Room

One of the most important facilities on the Clemson athletic landscape is the strength training facility. Located in the Jervey Athletic Center, it has continued to keep up with one of the most progressive areas in college sports. Head Strength Training Director Joey Batson, who is in his eighth year as Clemson's director, makes sure Tiger student-athletes in all sports are ready for competition physically.

This past summer, he oversaw a third major facility enhancement. When he came to Clemson, the facility covered only 11,000 square feet. It has continued to grow and now covers nearly 15,000 square feet. It is one of the most modern all-around facilities in the country.

In the summer of 2004, the following improvements were made:

- state-of-the-art sound system
- seven flat-screen plasma televisions
- state-of-the-art ventilation system
- new lighting system
- 10 new multi-functional Clemson power racks
- Mondo-rubber flooring throughout the entire weightroom
- new orange upholstery on all weightlifting equipment
- new paint on surrounding walls and columns
- carpeting in entrances and offices
- front entrance drop ceiling
- metal overlay for awards displays
- reconstruction of entryway walls

The plush atmosphere provides an interesting contrast to the physical exertion that takes place within the strength training facility. When a Clemson student-athlete enters the etched-glass doors, he is greeted by nearly \$700,000 worth of state-of-the-art equipment.

The seven plasma televisions are positioned throughout the facility, and are used for training and



Clemson has a training facility with top-of-the-line equipment, including an aquatic center used to enhance rehabilitation.

instruction, as strength coaches film athletes and work with them on their form.

Clemson has a staff of four full-time coaches, four graduate assistant coaches, and numerous student assistant coaches who ensure a Tiger baseball player receives as much individual attention as possible. Training programs are position specific, and are designed to meet the specific needs of each student-athlete.

Batson is one of the most highly-regarded strength coaches in the country. In his seven years directing the program, he has coached 10 strength All-Americans. He is a major reason Clemson has reached the NCAA Tournament in all seven seasons. Also, seven of his assistants at Clemson are now strength training directors at NFL or college programs.

Training Room

The training room is one of the fine facilities in the Jervey Athletic Center. It is run by Danny Poole and it houses all of the latest training equipment. Poole heads up a staff of four full-time individuals with decades of experience. This professional staff, 13 students and 11 graduate student trainers, gives athletes the best possible care.

The training room underwent renovations last summer, making it one of the top facilities in the nation. Along with the cosmetic improvements, additions were made, including a hydrotherapy area, hot and cold jacuzzis, and a treatment tank with an underwater treadmill.

The training room retained its whirlpools, isokinetic testing machine, numerous stationary bikes, upper-body exerciser, Stairmaster, and all the latest devices for all kinds of treatment. Doctors have offices and an orthopedic examining room, and there is a conference room and a library. There are staff members present from 7:00 AM until late in the evening, and doctors staff the room daily from 2:00 PM until closing and is available at all hours for special situations.

Clemson's spacious strength training facility features the very best equipment, supervision, and atmosphere.



Grounds Crew

Doug Kingsmore Stadium's playing surface is one of the best in the country thanks to the dedication of many members of the Clemson Grounds Crew. Mike Echols, Supervisor of Athletic Grounds for the past four years and former Tiger golfer (1981-83), heads up the team that was recently honored.

In January of 2005, the American Baseball Coaches Association and Turf Athletics awarded Echols and the grounds crew, which includes many volunteers, as having the best collegiate baseball field in the country based on their exemplary infield and turf maintenance programs. Clemson received a crystal trophy recognizing its excellence in maintenance, one ton of Turf MVP sports field conditioner, and \$400 designated for field maintenance equipment.

"Mike and his staff exemplify what Clemson is all about," said Head Coach Jack Leggett. "They exhibit tremendous pride and a never-ending work ethic."

"We play on many fields and are familiar with a lot of grounds crews. But our players and coaches always comment that we have the best. The pride in their work is far above any I've ever seen. Our players, coaches, and fans appreciate their dedication to Clemson Baseball and our facility."



2005 Clemson Baseball Grounds Crew – front row (L-R): Matt Money, Nathan Parker, Don Garrett, John Helmke, Mike Echols, Ray Hubbard, Matthew Gilliard, Leigh Townsend, Bud Sarvis. Back row: Lee Williams, John Gambrell, Danny Earnhardt, Bert McCarty, Steven Long, Byron Guffee. Not pictured: Mark Hendricks, Eric Johnston, Matt Rogers.

2004 ABCA/ Turf Field Maintenance Award



Matt Money



Mike Echols

Don Garrett



Mike Echols



Doug Kingsmore Stadium

Former Clemson baseball star and Board of Trustees Emeritus Doug Kingsmore gave the Clemson athletic department a \$1 million gift towards renovation of Clemson's baseball stadium, formerly known as Tiger Field. George Bennett, former executive director of IPTAY, made the announcement on January 28, 2000. Bennett also announced that the facility would be called Doug Kingsmore Stadium.

And during the 2002 and 2003 off-seasons, Doug Kingsmore Stadium underwent radical renovations. Over \$5 million was spent to make the facility among the best in the nation.

Year-By-Year Record

Year	ACC	Pct.	Overall	Pct.
1970	10-1	.909	20-1	.952
1971	6-1	.857	17-6	.739
1972	4-1	.800	12-3	.800
1973	3-1	.750	8-7	.533
1974	6-1	.857	13-3	.813
1975	7-1	.875	18-2	.900
1976	7-0	1.000	15-4	.789
1977	6-2	.750	23-4	.852
1978	6-0	1.000	24-2	.923
1979	5-0	1.000	17-2	.895
1980	7-2	.778	25-6	.806
1981	7-0	1.000	17-9	.654
1982	7-1	.875	21-7	.750
1983	4-1	.800	16-5	.762
1984	6-2	.750	21-10	.677
1985	5-0	1.000	16-9	.640
1986	6-2	.750	23-7	.767
1987	8-2	.800	30-6	.833
1988	11-0	1.000	30-2	.938
1989	7-1	.875	27-5	.844
1990	8-2	.800	26-5	.839
1991	10-1	.909	31-1	.969
1992	10-2	.833	27-4	.871
1993	4-6	.400	23-8	.742
1994	11-1	.917	28-5	.848
1995	11-1	.917	33-1	.971
1996	9-3	.750	34-8	.810
1997	9-2	.818	28-5	.848
1998	9-2	.818	33-6	.846
1999	9-3	.750	25-7	.781
2000	10-2	.833	37-5	.881
2001	10-2	.833	27-8	.771
2002	7-5	.583	36-9	.800
2003	9-3	.750	27-6	.818
2004	10-2	.833	23-9	.719
Totals	264-56	.825	831-187	.816

Clemson vs. ACC at Doug Kingsmore Stadium

Team	W-L	Pct.
Duke	33-5	.868
Florida State	14-7	.667
Georgia Tech	22-9	.710
Maryland	48-1	.980
North Carolina	34-8	.810
N.C. State	33-13	.717
South Carolina	2-1	.667
Virginia	40-5	.889
Wake Forest	38-7	.844
Totals	264-56	.825

Note: Only includes record while opponent was a member of the ACC.

Single-Season Attendance Bests

Rk	Year	Dates	Attendance	Av.
1.	2004	32	116,781	3,649
2.	2002	45	161,640	3,592
3.	2003	33	109,696	3,324
4.	2000	39	110,475	2,833
5.	1995	33	88,949	2,695

Kingsmore played for the Tiger varsity squad for three seasons (1952-54). An All-ACC and All-District III outfielder in 1954, Kingsmore became the first Clemson player in history to hit 10 home runs in a season. He did that in 1954 while playing in just 24 games. He led the ACC in home runs and runs scored (25) that year, and led the Tigers in batting average (.371), slugging percentage (.742), and RBIs (27).

Kingsmore played three years of professional baseball in the Baltimore Oriole organization before beginning a successful business career. He is currently president and chief executive of the Graniteville Company in Aiken, SC. He served three terms on the Clemson University Board of Trustees and became Trustee Emeritus when his current elected term expired in 2002.

In 2004, Clemson finished the home season with a 23-9 record and advanced to the NCAA Tournament for the 18th-straight season. In addition, Clemson ranked 10th in the country in average attendance with a Tiger record average of 3,649 fans per game. It marked the 11th straight top-20 national ranking for the Tigers in attendance.

The stadium attendance record was set on March 7, 2004 when 6,480 fans saw #5 South Carolina defeat the Tigers 8-7 in 10 innings.

This outstanding fan support from the Clemson community and the Upstate of South Carolina has contributed to the Tigers' outstanding home-field record. Clemson has played at Doug Kingsmore Stadium for 35 years and has a winning percentage of 82 percent. This includes a 264-56 mark in ACC regular-season games, an 83-percent mark.

The Tigers have won at least 71 percent of their home games for 19 consecutive seasons. Clemson is 328-69 at Doug Kingsmore Stadium during Head Coach Jack Leggett's 11 years at Clemson, an 83-percent mark.

Nine times during the 1994 season an opposing top-20 team tasted defeat at Doug Kingsmore

2004 Attendance Leaders

Rk	Team	Dates	Attendance	Av.
1.	Louisiana State	34	265,255	7,802
2.	Mississippi State	34	211,277	6,214
3.	Texas A&M	35	182,866	5,225
4.	Texas	33	163,242	4,947
5.	Arkansas	39	186,588	4,784
6.	Alabama	33	146,110	4,428
7.	South Carolina	41	159,142	3,882
8.	Wichita State	28	106,195	3,793
9.	Nebraska	25	92,509	3,700
10.	Clemson	32	116,781	3,649
11.	Mississippi	35	122,382	3,497
12.	Auburn	33	111,627	3,383
13.	Florida State	35	115,680	3,305
14.	Rice	36	116,269	3,230
15.	San Diego State	32	102,073	3,190

Stadium, and four times a team ranked in the top three in the country lost to the Tigers. Seven wins against top-20 teams, including three wins over a top-10 Florida State team, were recorded at home in 1996. In 2000, the Tigers were 8-3 against top-25 foes at Doug Kingsmore Stadium. After Clemson won three games against #2 Florida State, Seminole Head Coach Mike Martin voiced his opinion on just how tough it is to play at Doug Kingsmore Stadium.

"If you had told me in 1992 that we were going to go to a place where we'd be 2-13 over the next eight years, I would have gone to the administration and suggested we join another conference," Martin told the **Tallahassee Democrat**. "Clemson is a very tough place to play...the toughest place to play of any place I've ever competed in all my years of college baseball. The good news is it's 727 days before we have to go back to Clemson."

Doug Kingsmore Stadium has seen steady improvement since its first season in 1970, and is now one of the top facilities in the country. Just ask people at **Baseball America**, who released a coaches' rank-



Doug Kingsmore Stadium has one of the most fan-friendly atmospheres in the nation. A record 3,649 fans per game came out to cheer on the Tigers last season. Clemson has ranked in the top 20 in the nation in average attendance in each of the last 11 seasons.

Doug Kingsmore Stadium

ing that had Doug Kingsmore Stadium as one of the best college facilities in the nation in January of 2003. And that ranking was done before any of the recent renovations were finished. Evidence of its rating among facilities across the country has been demonstrated in recent years, when Doug Kingsmore Stadium was named as the site for the 1994, 1995, 1996, 1998, 2000, 2001, and 2002 NCAA Regionals.

The renovations to Doug Kingsmore Stadium began in the summer of 2002, which has kept Clemson's ballpark among the country's best. The stadium has a brick façade that surrounds every entrance. A green roof that covers much more of the stands and a press box that is twice as large will add to the comfort of fans attending the game and the media covering it. The press box, which is accessible by elevator, includes four large booths for broadcasting and a separate media center that accommodates 15 writers.

There is also a patio area outside the press box that is above the existing stands along the third and first-base lines. It is used for receptions and other events throughout the year.

Two ticket booths, concession stands, complete with adjoining picnic area, and enlarged restrooms make the facility easily accessible and fan-friendly. Reserved seats have also been added to the grandstand. A grand stairway leading from the McFadden parking lot to the main entrance is an added feature from a convenience and aesthetic aspect.



The stadium underwent an extensive \$5-million renovation prior to the 2004 season that has helped make it one of the top college facilities in the country.

The players also realize improvements, as four batting cages have been constructed beyond the right-field fence. The dugouts have been almost doubled in length and width. And the players have a newly-renovated lockerroom and lounge.

Prior to the 2005 season, PAWVision, the giant replay screen that was used in the football stadium from 1997-04, was moved to Doug Kingsmore Stadium.

Tiger Pride is the capital campaign established to raise money for the cost of the renovations to Doug Kingsmore Stadium and renovations to other Clemson athletic venues. Those interested in learning more about Tiger Pride should contact the IPTAY office at Clemson University at (864) 656-2115.

The facility is also equipped with a "Super-Sopper," which cuts down on rainouts. Clemson is

one of a few schools with this machine that removes water from the field.

The stadium is located in the middle of Clemson's athletic facilities. It is across the street from Littlejohn Coliseum, the home of the Tiger basketball program, and Memorial Stadium, the home of Clemson's football program. It is located directly behind Jervey Athletic Center, home of the athletic administrative offices.

The stadium has 3,500 permanent seats, but is capable of holding more than 5,000 fans thanks to a hill area down the left-field line that is popular with the Clemson student-body. In 2001, the ballpark shrank its dimensions. The fences are now 320 feet down the left-field line, 370 feet in left-center, 400 feet to

straight-away center, 375 feet in the right-center alley, and 330 feet down the right-field line.

The park also features a unique terrace in the outfield area adjacent to the fence, similar to the old Crosley Field in Cincinnati, OH, which ironically was torn down the year Doug Kingsmore Stadium was constructed. Bill Wilhelm, Clemson's long-time coach who was the Tiger skipper when the field was constructed, liked the looks and practicality of a field with grass all the way around the outfield instead of gravel.

Boston Red Sox catcher Jason Varitek, who played at Georgia Tech in the 1990s, said Doug Kingsmore Stadium was his favorite venue to play at. "They had rowdy fans. And the fans are right on the action. They were closer to the on-deck circle than we were."

Record vs. Opponents at Doug Kingsmore Stadium

Opponent ^(First-Last Name)	W-L	Pct.	Davidson ⁽¹⁹⁸⁶⁻⁸⁹⁾	2-0	1.000	Virginia ⁽¹⁹⁷⁰⁻⁰³⁾	37-5	.881	Richmond ⁽²⁰⁰¹⁾	2-1	.667
Maine ⁽¹⁹⁹⁶⁻⁰³⁾	13-0	1.000	Eastern Kentucky ⁽¹⁹⁹²⁾	2-0	1.000	Duke ⁽¹⁹⁷⁰⁻⁰³⁾	34-5	.872	Florida State ⁽¹⁹⁷¹⁻⁰⁴⁾	20-11	.645
James Madison ⁽¹⁹⁷⁶⁻⁰⁰⁾	12-0	1.000	Gardner-Webb ⁽¹⁹⁷⁵⁻⁰⁴⁾	2-0	1.000	The Citadel ⁽¹⁹⁸²⁻⁰⁴⁾	13-2	.867	Toledo ⁽¹⁹⁷⁶⁻⁷⁷⁾	5-3	.625
Charleston Southern ⁽¹⁹⁷⁶⁻⁰⁴⁾	11-0	1.000	Middle Tennessee ⁽²⁰⁰⁰⁾	2-0	1.000	Tennessee ⁽¹⁹⁸¹⁻⁹⁷⁾	12-2	.857	South Alabama ⁽¹⁹⁸⁷⁻⁰²⁾	4-3	.571
Samford ⁽¹⁹⁷⁸⁻⁸²⁾	10-0	1.000	Mississippi State ⁽²⁰⁰⁰⁾	2-0	1.000	Wake Forest ⁽¹⁹⁷⁰⁻⁰⁴⁾	41-7	.854	Alabama ⁽¹⁹⁸³⁻⁹⁵⁾	3-3	.500
George Mason ⁽¹⁹⁹⁵⁻⁹⁹⁾	6-0	1.000	North Carolina-Asheville ⁽¹⁹⁹⁸⁻⁰²⁾	2-0	1.000	Coastal Carolina ⁽¹⁹⁸⁸⁻⁰⁴⁾	23-4	.852	Miami (FL) ⁽¹⁹⁸⁹⁻⁹⁴⁾	3-3	.500
High Point ⁽¹⁹⁷⁶⁻⁷⁹⁾	6-0	1.000	Rider ⁽¹⁹⁷⁰⁾	2-0	1.000	Old Dominion ⁽¹⁹⁸³⁻⁰³⁾	27-5	.844	Liberty ⁽¹⁹⁸⁸⁻⁹⁹⁾	2-2	.500
Lewis ⁽¹⁹⁷⁷⁻⁷⁸⁾	6-0	1.000	Siena ⁽¹⁹⁹⁶⁾	2-0	1.000	East Carolina ⁽¹⁹⁷⁹⁻⁰²⁾	9-2	.818	Florida Atlantic ⁽¹⁹⁹⁸⁾	1-1	.500
Louisville ⁽¹⁹⁷⁰⁻⁷²⁾	6-0	1.000	Tennessee Tech ⁽²⁰⁰³⁾	2-0	1.000	North Carolina ⁽¹⁹⁷⁰⁻⁰³⁾	34-8	.810	Florida International ⁽¹⁹⁸⁵⁾	1-1	.500
West Virginia ⁽¹⁹⁷²⁻⁹⁶⁾	6-0	1.000	Valdosta State ⁽¹⁹⁸⁷⁾	2-0	1.000	Francis Marion ⁽¹⁹⁷⁶⁻⁸⁶⁾	4-1	.800	Vanderbilt ⁽¹⁹⁸⁶⁾	1-1	.500
Seton Hall ⁽¹⁹⁸⁹⁻⁰¹⁾	5-0	1.000	William & Mary ⁽²⁰⁰⁰⁻⁰¹⁾	2-0	1.000	Kentucky ⁽¹⁹⁸⁵⁻⁹⁷⁾	4-1	.800	Western Michigan ⁽¹⁹⁷³⁾	1-1	.500
College of Charleston⁽²⁰⁰¹⁻⁰⁴⁾	4-0	1.000	George Washington ⁽¹⁹⁷⁰⁾	1-0	1.000	Georgia ⁽¹⁹⁷⁰⁻⁰⁴⁾	31-8	.795	Elon ⁽²⁰⁰⁰⁻⁰⁴⁾	2-3	.400
Erskine ⁽¹⁹⁷⁷⁻⁸⁴⁾	4-0	1.000	Jacksonville ⁽¹⁹⁹⁵⁾	1-0	1.000	East Tennessee State ⁽¹⁹⁷¹⁻⁰³⁾	15-4	.789	Ball State ⁽¹⁹⁸⁴⁾	1-2	.333
Mercer ⁽¹⁹⁷⁴⁻⁷⁷⁾	4-0	1.000	Navy ⁽¹⁹⁹⁵⁾	1-0	1.000	Ohio State ⁽¹⁹⁸⁰⁻⁸⁸⁾	9-3	.750	California ⁽¹⁹⁹⁷⁾	1-2	.333
Wofford⁽¹⁹⁹⁹⁻⁰³⁾	4-0	1.000	New Hampshire ⁽¹⁹⁸⁴⁾	1-0	1.000	Virginia Tech ⁽¹⁹⁸⁰⁻⁹⁶⁾	6-2	.750	Central Florida ⁽²⁰⁰⁴⁾	1-2	.333
Belmont Abbey ⁽¹⁹⁷⁰⁻⁷¹⁾	3-0	1.000	Saint John's ⁽¹⁹⁷⁵⁾	1-0	1.000	Campbell ⁽¹⁹⁸²⁻⁹⁰⁾	3-1	.750	South Florida ⁽¹⁹⁹⁶⁾	1-2	.333
Illinois ⁽¹⁹⁸⁶⁻⁰⁰⁾	3-0	1.000	South Carolina-Aiken ⁽¹⁹⁸⁵⁾	1-0	1.000	N.C. State ⁽¹⁹⁷⁰⁻⁰⁴⁾	34-13	.723	Central Michigan ⁽¹⁹⁷³⁾	0-1	.000
Kansas State ⁽¹⁹⁹⁹⁾	3-0	1.000	Vermont ⁽¹⁹⁷⁰⁾	1-0	1.000	Georgia Tech⁽¹⁹⁷⁰⁻⁰³⁾	28-11	.718	Newberry ⁽¹⁹⁷⁷⁾	0-1	.000
Morehead State ⁽¹⁹⁹⁷⁾	3-0	1.000	Maryland ⁽¹⁹⁷⁰⁻⁰⁴⁾	48-1	.980	Charlotte ⁽¹⁹⁸⁵⁻⁰⁴⁾	5-2	.714	Notre Dame ⁽¹⁹⁹⁴⁾	0-1	.000
New York Tech ⁽²⁰⁰¹⁾	3-0	1.000	Western Carolina⁽¹⁹⁷⁴⁻⁰⁴⁾	34-1	.971	Georgia Southern ⁽¹⁹⁷¹⁻⁰²⁾	23-11	.676	Southern California ⁽¹⁹⁹⁸⁾	0-1	.000
Purdue ⁽²⁰⁰²⁾	3-0	1.000	Marshall ⁽¹⁹⁷⁵⁻⁹⁰⁾	15-1	.938	South Carolina⁽¹⁹⁷⁰⁻⁰⁴⁾	41-20	.672	Wichita State ⁽¹⁹⁸¹⁾	0-1	.000
Stetson ⁽¹⁹⁹⁸⁾	3-0	1.000	Winthrop⁽¹⁹⁸¹⁻⁰⁴⁾	12-1	.923	Ohio ⁽¹⁹⁷⁰⁻⁰¹⁾	14-7	.667	Totals	831-187	.816
Tampa ⁽¹⁹⁹²⁾	3-0	1.000	Furman⁽¹⁹⁸³⁻⁰⁴⁾	23-2	.920	Auburn ⁽¹⁹⁸⁷⁻⁰⁴⁾	10-5	.667	Note: Bold denotes 2005 opponent that will play at Doug Kingsmore Stadium.		
Augusta ⁽¹⁹⁸⁴⁻⁹¹⁾	2-0	1.000	North Carolina-Wilmington ⁽¹⁹⁷⁶⁻⁹⁸⁾	19-2	.905	Arkansas ⁽²⁰⁰²⁾	2-1	.667			
Columbus ⁽¹⁹⁹¹⁾	2-0	1.000	Appalachian State ⁽¹⁹⁷³⁻⁹⁷⁾	16-2	.889	Nevada-Las Vegas ⁽²⁰⁰⁰⁾	2-1	.667			



Doug Kingsmore Stadium



Fans, young and old, are invited to stand next to their favorite Tiger during the National Anthem on Sundays.



Clemson's proud tradition is displayed on banners underneath the seating area.



The brick plaza and entrance located behind the home-plate seating area gives the facility a feeling second-to-none.



The temperature-controlled press box accommodates 15 writers, and has four separate booths for radio and television.

Doug Kingsmore Stadium



The spacious seating area allows for over 5,000 fans to enjoy a day at the ballpark.



A covered batting practice complex with four full-length batting cages is located behind the rightfield fence.



The players' lockerroom, which includes new wooden lockers, was renovated prior to the 2005 season.



Clemson is one of the few schools that has a "Super Sopper" that removes water from the field in large quantities.



Championship Tradition



WORLD SERIES
2002

Championship Tradition



Clemson Baseball...A Championship Tradition

Clemson has made 10 appearances in the College World Series and has won 13 NCAA Regional Championships. The tradition dates to 1947, when Clemson advanced to the Final Eight of the NCAA Tournament before losing to Yale and a first baseman named George Bush. Clemson has gone to the College World Series four times (1995,96,00,02) in Head Coach **Jack Leggett's** 11 seasons in Tigertown.

Clemson has won the ACC regular-season championship 20 times, more than double any other ACC school. Clemson has also won 13 ACC titles, five more than any other school. The program has the most ACC Tournament titles (eight) in history as well.

Tiger Titles

ACC Regular-Season Titles

Year	ACC	Overall
1954	8-4	14-10
1958	12-3	22-8
1959	11-5	24-8
1967	11-2	29-9
1973	10-2	24-16
1974	10-1	23-15
1975	10-2	33-10
1976	10-2	36-15
1977	9-1	42-10
1978	10-2	39-14
1979	10-1	40-15
1981	10-4	34-24
1982	10-2	37-22
1984	12-2	38-17
1985	9-4	36-30-1
1988	18-2	54-14
1991	18-3	60-10
1992	19-5	50-14
1994	20-4	57-18
1995	20-4	54-14

ACC Tournament Titles

Year	Tourney	Overall
1976	3-0	36-15
1978	3-0	39-14
1980	4-0	38-21
1981	5-1	34-24
1989	5-0	50-20
1991	5-0	60-10
1993	5-1	45-20
1994	4-1	57-18

NCAA Regional Titles

Year	Tourney	Overall
1947	3-1	24-5
1958	4-1	22-8
1959	3-0	24-8
1976	3-0	36-15
1977	3-1	42-10
1980	3-0	38-21
1991	4-0	60-10
1995	4-0	54-14
1996	4-0	51-17
1999	4-1	42-27
2000	3-0	51-18
2001	3-0	41-22
2002	3-0	54-17

NCAA Super Regional Titles

Year	Tourney	Overall
2000	2-0	51-18
2002	2-1	54-17

College World Series Appearances

Year	Tourney	Overall
1958	1-2	22-8
1959	1-2	24-8
1976	1-2	36-15
1977	1-2	42-10
1980	0-2	38-21
1991	0-2	60-10
1995	0-2	54-14
1996	2-2	51-17
2000	1-2	51-18
2002	2-2	54-17



Current Major League Tigers




Kris Benson
New York Mets

Kris Benson, the most prolific pitcher in Tiger history, wrapped up his sixth major league season by signing a three-year, \$22.5 million contract with the New York Mets. Benson's road to stardom has been nothing

short of spectacular, dating back to high school when he was named to the **USA Today** Super 25 Team, and earned several player and pitcher-of-the-year honors during his senior season. He was drafted in the 10th round of the Major League draft by the Boston Red Sox, but instead opted to become a Tiger.

Benson was a strong performer for the Tigers during his first two seasons, ranking in the top 10 in the ACC in ERA, opponents batting average, wins, and walks per nine innings pitched. He was amazing in 1996, ranking first or second in the ACC in all major pitching categories on his way to being named ACC Player-of-the-Year. He was also named the consensus national player-of-the-year, consensus first-team All-American, pitched for the United States in the Olympic Games in Atlanta, and was selected by the Pittsburgh Pirates with the #1 overall pick in the 1996 draft. He was only the second Clemson athlete to be named national player-of-the-year, and the first #1 pick in Tiger history, regardless of sport.

Benson spent two years in the minors, but quickly made his mark by becoming only the second #1 overall pick to win his Major League debut, defeating the Chicago Cubs 2-1. After a successful 2000 season, in which he set the Pirate record for strikeouts by a righthander, Benson was sidelined for the 2001 season due to an elbow surgery. Upon his return in 2002, he was a bright spot on a struggling Pirate team that often failed to provide run support. He was slowed by injury problems for the third consecutive year in 2003, but returned in 2004 to make 31 starts for the Pirates and New York Mets, who acquired him via trade on July 30. Benson finished the 2004 season 4-4 as a Met, including a four-hit shutout of division-rival Atlanta.



Kris Benson

Benson's Career Major League Stats													
Year	ERA	W-L	G-GS	SV	IP	H	R	ER	BB	SO			
1999	4.07	11-14	31-31	0	196.2	184	105	89	83	139			
2000	3.85	10-12	32-32	0	217.2	206	104	93	86	184			
2002	4.70	9-6	25-25	0	130.1	152	76	68	50	79			
2003	4.97	5-9	18-18	0	105.0	127	67	58	36	68			
2004	4.31	12-12	31-31	0	200.1	202	106	96	61	134			
Total	4.28	47-53	137-137	0	850.0	871	458	404	316	604			



Khalil Greene
San Diego Padres

The most celebrated baseball player in Tiger history is San Diego Padres' shortstop Khalil Greene. He took the college baseball world by storm in the 2002 season, setting NCAA and ACC records while win-

ning every major award possible. Greene was selected as a unanimous first-team All-American and ACC Player-of-the-Year after he led the nation in hits (134), runs scored (93), total bases (250), and doubles (33).

His record-breaking performance should not have been a surprise, as Greene had been raising the bar ever since his days at Key West (FL) High School. He graduated as the school's all-time hits and single-season runs scored leader before bursting onto the Clemson scene in 1999. Greene was named third-team freshman All-American by **Baseball America** in 1999 and Second-Team All-ACC after his sophomore campaign in 2000. He continued his outstanding play during the 2001 season when he was named First-Team All-ACC, but no one could have imagined the season he would have in 2002.

He won every major award, including the Dick Howser Trophy, Golden Spikes Award, Rotary Smith Award, and was named the unanimous national player-of-the-year. He was named First-Team All-ACC after batting .470 with 27 homers, 33 doubles, and 91 RBIs in 71 games. After a stellar college career in which he set the NCAA record for doubles (95) and consecutive starts (269), Greene was taken with the 13th overall pick in the 2002 Major League Draft by the Padres.


Greene spent 2002 and 2003 in the Padres' farm system, quickly moving up through the ranks from short-season Eugene to Portland (AAA). As usual, Greene was so impressive that he was selected to play in the 2003 Major League Futures Game. He joined San Diego on September 1, 2003, becoming the first player from the 2002 draft to make it to the Major Leagues.

The 2004 season was his first full year in the big leagues, and Greene did not disappoint. He batted .273 with 15 homers (a franchise record for a shortstop), 31 doubles, and 65 RBIs. Greene was a two-time rookie-of-the-month selection before a broken index finger sidelined him for the remainder of the season. He still finished second in the National League in rookie-of-the-year voting, but was named the league's rookie-of-the-year by **Baseball America**.

Greene's Career Major League Stats													
Year	AVG	G-GS	AB	R	H	2B	3B	HR	RBI	OB%	SB		
2003	.215	20-18	65	8	14	4	1	2	6	.271	0-1		
2004	.273	139-134	484	67	132	31	4	15	65	.349	4-6		
Total	.266	159-152	549	75	146	35	5	17	71	.340	4-7		



Khalil Greene



Billy Koch
Toronto Blue Jays

Billy Koch was one of the most dominant pitchers ever to wear the orange and purple. Entering 1994, he was rated the nation's #13 freshman according to **Baseball America**. In 1995, he led the ACC in

strikeouts per nine innings pitched (11.5), and struck out 27 batters over a 16-inning span versus South Carolina and Coastal Carolina.

He was equally as impressive in 1996. Koch had seven double-figure strikeout games and 13 consecutive appearances in which he had more strikeouts than innings pitched. He recorded Clemson's first College World Series win since 1977 and was invited to play on the United States National Team in the 1996 Olympic Games in Atlanta. He is also one of only five pitchers in Tiger history to fan at least 300 batters in his career.

After his junior season in 1996, Koch was chosen by the Toronto Blue Jays with the fourth overall pick, becoming the second-highest baseball player drafted in Clemson history and the third-highest overall draft pick, regardless of sport.

In 1997, expectations were high for the fourth-overall pick, but after only three starts on the mound, he underwent season-ending elbow surgery. He rebounded from the elbow injury in 1998; and after only five minor league starts in 1999, the majors came calling. Koch recorded 31 saves in 1999 to set what was then an American League record for saves by a rookie. He was consistently as good throughout 2000 and 2001, recording 33 saves in 38 chances in 2000 and 36 saves, the second-highest single-season total in Toronto history, in 2001. He was traded to Oakland after the 2001 season.

His only season in Oakland has been his best as a Major Leaguer. Koch won the American League Rolands Relief Man-of-the-Year Award and was also named American League Reliever-of-the-Year by **Sporting News**. He saved a career-high 44 games and won 11 games to become the first pitcher in Major League history with 40 saves and 10 wins in

Current Major League Tigers



Billy Koch

the same season. Koch also became the first pitcher in Major League history to record at least 30 saves in each of his first four seasons.

Koch spent 2003 with the Chicago White Sox before being picked up by the Florida Marlins in 2004. He was then signed by the Blue Jays in January of 2005.

Koch's Career Major League Stats

Year	ERA	W-L	G-GS	SV	IP	H	R	ER	BB	SO
1999	3.39	0-5	57-0	31	63.2	55	26	24	30	57
2000	2.63	9-3	68-0	33	78.2	78	28	23	18	60
2001	4.80	2-5	69-0	36	69.1	69	39	37	33	55
2002	3.27	11-4	84-0	44	93.2	73	38	34	46	93
2003	5.77	5-5	55-0	11	53.0	59	36	34	28	42
2004	4.41	2-3	47-0	8	49.0	45	25	24	36	50
Total	3.89	29-25	380-0	163	407.1	379	192	176	191	357



Matthew LeCroy
Minnesota Twins

One of the greatest power hitters in Tiger history is Minnesota Tigers' catcher Matthew LeCroy. The Belton, SC native attended Clemson after a stellar high school career, where he was a four-year, all-state selection

and selected as an honorable mention All-American by **USA Today**.

LeCroy continued to impress during his freshman year in Tigertown. He was voted a first-team freshman All-American by **Collegiate Baseball** and **Baseball America**, and was runnerup in the voting for national freshman-of-the-year. He was Clemson's first ever ACC Rookie-of-the-Year in 1995 after ranking in the top 10 in the ACC in homers (15), RBIs (72), and doubles (18). His 15 homers set a Tiger record for a freshman as well.

He was equally impressive during his sophomore campaign, leading Clemson to its second consecutive College World Series in 1996. He was a First-Team All-ACC selection, and was voted second-team All-American by the American Baseball Coaches Association and the American Baseball Writers Association. He also set a Clemson record by belting a home run in five consecutive games.


LeCroy then played for the United States in the 1996 Olympic Games in Atlanta.

The 1997 season was LeCroy's final season in Tigertown. He ended his collegiate career by setting the career record for home runs by a Tiger with 53, which was later eclipsed by Jeff Baker. He was selected first-team All-American by **Baseball America** and NCBWA. He was also a second-team All-America selection by **Sporting News**, ABCA, and **Collegiate Baseball**. He was tabbed as the #1-power hitting prospect in the country by **Baseball America** and was taken with the 50th overall pick by the Minnesota Twins.

LeCroy spent two seasons in the minors before making his Major League debut on April 3, 2000. He moved between the minors and the majors throughout the 2001 and 2002 seasons, but found success each time he was in the big leagues. He recorded his first career two-homer game and had a career-high four RBIs on September 13, 2002. He set career highs in almost every offensive category in 2003 and belted his first career grand slam on May 19, 2004.

LeCroy's Career Major League Stats

Year	AVG	G-GS	AB	R	H	2B	3B	HR	RBI	OB%	SB
2000	.174	56-49	167	18	29	10	0	5	17	.254	0-0
2001	.425	15-0	40	6	17	5	0	3	12	.429	0-1
2002	.260	63-8	181	19	47	11	1	7	27	.306	0-2
2003	.287	107-32	345	39	99	19	0	17	64	.342	0-1
2004	.269	88-36	264	25	71	14	0	9	39	.321	0-0
Total	.264	329-125	997	107	263	59	1	41	159	.318	0-4




Billy McMillon
Oakland Athletics

Billy McMillon was Clemson's leader in the early 1990s. From the time he stepped on campus in 1991, as McMillon went, so did the Tigers. He was a first-team freshman All-America selection by **Baseball**

America after leading the Tigers to the College World Series for the first time since 1980. McMillon was the ACC's leading hitter (.391) as a true freshman, garnering First-Team All-ACC status. He raised



Matthew LeCroy



Billy McMillon

the bar for Clemson freshmen, setting new school highs in batting average, doubles (26), slugging percentage (.708), on-base percentage (.502), extra base hits (40), total bases (143), games (65), and runs scored (75).

McMillon only played in half of Clemson's games in 1992 due to a shoulder injury that sidelined him for most of the season. Though the injury prematurely ended his 1992 season, McMillon was very effective when he was in the lineup. He had at least one hit in 28 of his 32 games in which he appeared. He would have ranked seventh in the conference in batting average if he had totaled enough at-bats.

Offseason surgery repaired his injured shoulder, and McMillon rebounded in the 1993 season with an All-ACC and ACC All-Tournament team performance. He batted .377 with 30 RBIs and 80 hits, his highest total in three years as a Tiger. He caught fire in the ACC Tournament, going 10-for-23 (.435) with a double, homer, and three RBIs. He posted a .538 on-base percentage during the six games as well.

McMillon was drafted by the Florida Marlins in the eighth round of the 1993 Major League draft. After four seasons in the minors, he earned his chance to prove himself with the Marlins in 1996. He played in 13 games for Florida in 1997 before being traded to the Philadelphia Phillies for Darren Daulton.

He was recalled to the majors on August 18 and promptly went 3-for-5 with his first career homer, a grand slam. Injuries plagued McMillon throughout 1998, and he did not make it back to the majors until 2000 with Detroit. He then split 2001 between Detroit and Oakland. He was back in the minors in 2002 before returning to the big leagues in 2003 with the Athletics. He appeared in 52 games for Oakland in 2004.


McMillon's Career Major League Stats

Year	AVG	G-GS	AB	R	H	2B	3B	HR	RBI	OB%	SB
1996	.216	28-0	51	4	11	0	0	0	4	.286	0-0
1997	.256	37-0	90	10	23	5	1	2	14	.293	2-3
2000	.301	46-9	123	20	37	7	1	4	24	.388	1-1
2001	.217	40-16	92	7	20	8	1	1	14	.284	1-1
2003	.268	66-26	153	15	41	11	0	6	26	.354	0-0
2004	.185	52-13	92	10	17	4	0	3	11	.255	0-1
Total	.248	269-64	601	66	149	35	3	16	93	.322	4-6

2005 CLEMSON BASEBALL



Former Major League Tigers




Brian Barnes, LHP

Clemson (1986-89)
Montreal Expos (1990-93)
Cleveland Indians (1994)
Los Angeles Dodgers (1994)



Jerry Brooks, 3B

Clemson (1986-88)
Los Angeles Dodgers (1993)
Florida Marlins (1996)




Mike Brown, RHP

Clemson (1978-80)
Boston Red Sox (1982-86)
Seattle Mariners (1986,87)



Ty Cline, OF

Clemson (1959,60)
Cleveland Indians (1960-62)
Milwaukee/Atlanta Braves (1963-67)
Chicago Cubs (1966)
San Francisco Giants (1967,68)
Montreal Expos (1969,70)
Cincinnati Reds (1970,71)



John Curtis, LHP

Clemson (1968)
Boston Red Sox (1970-73)
Saint Louis Cardinals (1974-76)
San Francisco Giants (1977-79)
San Diego Padres (1980-82)
California Angels (1982-84)




Mark Davidson, OF

Clemson (1982)
Minnesota Twins (1986-88)
Houston Astros (1989-91)



Rusty Gerhardt, LHP

Clemson (1969-72)
San Diego Padres (1974)




Bert Heffernan, C

Clemson (1985-88)
Seattle Mariners (1992)




Mike Holtz, LHP

Clemson (1991-94)
Anaheim Angels (1996-01)
Oakland Athletics (2002)
San Diego Padres (2002)




Jimmy Key, LHP

Clemson (1980-82)
Toronto Blue Jays (1984-92)
New York Yankees (1993-96)
Baltimore Orioles (1997,98)



Brian Kowitz, OF

Clemson (1988-90)
Atlanta Braves (1995)




Joe Landrum, RHP

Clemson (1946,47)
Brooklyn Dodgers (1950,52)



Mike Milchin, LHP

Clemson (1986-89)
Minnesota Twins (1996)
Baltimore Orioles (1996)



Shane Monahan, OF

Clemson (1993-95)
Seattle Mariners (1998,99)




Ron Musselman, RHP

Clemson (1976,77)
Seattle Mariners (1982)
Toronto Blue Jays (1984,85)




Billy O'Dell, LHP

Clemson (1952-54)
Baltimore Orioles (1954,56-59)
San Francisco Giants (1960-64)
Milwaukee/Atlanta Braves (1965,66)
Pittsburgh Pirates (1966,67)



John Pawlowski, RHP

Clemson (1983-85)
Chicago White Sox (1987,88)



Chuck Porter, RHP

Clemson (1974-76)
Milwaukee Brewers (1981-85)



Flint Rhem, RHP

Clemson (1923,24)
Saint Louis Cardinals (1924-28,30-32,34,36)
Philadelphia Phillies (1932,33)
Boston Braves (1934,35)



Bill Schroeder, C

Clemson (1977-79)
Milwaukee Brewers (1983-88)
California Angels (1989,90)



Kurt Seibert, SS

Clemson (1974-76)
Chicago Cubs (1979)




Danny Sheaffer, C

Clemson (1980)
Boston Red Sox (1987)
Cleveland Indians (1989)
Colorado Rockies (1993,94)
Saint Louis Cardinals (1995-97)



Vet Sitton, RHP

Clemson (1904,05)
Cleveland Indians (1909)



Brian Snyder, LHP

Clemson (1977-79)
Seattle Mariners (1985)
Oakland Athletics (1989)

Former Major League Tigers




Bill Spiers, SS

Clemson (1985-87)
Milwaukee Brewers (1989-94)
New York Mets (1995)
Houston Astros (1996-01)




Harold Stowe, LHP

Clemson (1957-59)
New York Yankees (1960)




Tim Teufel, 2B

Clemson (1979,80)
Minnesota Twins (1983-85)
New York Mets (1986-91)
San Diego Padres (1991-93)



Ken Vining, LHP

Clemson (1994-96)
Chicago White Sox (2001)




Denny Walling, 1B/3B

Clemson (1975)
Oakland Athletics (1975,76)
Houston Astros (1977-88,92)
Saint Louis Cardinals (1988-90)
Texas Rangers (1991)



Matt White, LHP

Clemson (1996-98)
Seattle Mariners (2003)



Keith Williams, OF

Clemson (1991-93)
San Francisco Giants (1996)



Scott Winchester, RHP

Clemson (1993-95)
Cincinnati Reds (1997,98,00,01)

World Series Participants

Year	Player	Pos.	Team (League)
1926	* Flint Rhem	RHP	Cardinals (NL)
1928	Flint Rhem	RHP	Cardinals (NL)
1930	Flint Rhem	RHP	Cardinals (NL)
1931	* Flint Rhem	RHP	Cardinals (NL)
1962	Billy O'Dell	LHP	Giants (NL)
1970	Ty Cline	OF	Reds (NL)
1986	* Tim Teufel	2B	Mets (NL)
1987	* Mark Davidson	OF	Twins (AL)
1992	* Jimmy Key	LHP	Blue Jays (AL)
1996	* Jimmy Key	LHP	Yankees (AL)

* - World Series champion

All-Star Game Selections

Year	Player	Pos.	Team (League)
1958	Billy O'Dell	LHP	Giants (NL)
1959	Billy O'Dell	LHP	Giants (NL)
1985	Jimmy Key	LHP	Blue Jays (AL)
1991	Jimmy Key	LHP	Blue Jays (AL)
1993	Jimmy Key	LHP	Yankees (AL)
1994	Jimmy Key	LHP	Yankees (AL)

Career Major League Stats

Player	Last Team	Years (Seasons)	G	AB	R	H	2B	3B	HR	RBI	BA
Jerry Brooks	Marlins	1993,96 (2)	17	14	4	4	1	1	1	4	.286
Ty Cline	Reds	1960-71 (12)	892	1834	251	437	53	25	6	125	.238
Mark Davidson	Astros	1986-91 (6)	413	661	88	149	27	3	6	57	.225
Bert Heffernan	Mariners	1992 (1)	8	11	0	1	1	0	0	1	.091
Brian Kowitz	Braves	1995 (1)	10	24	3	4	1	0	0	3	.167
Shane Monahan	Mariners	1998,99 (2)	78	226	20	53	8	1	4	28	.235
Bill Schroeder	Angels	1983-90 (8)	376	1262	153	303	49	1	61	152	.240
Kurt Seibert	Cubs	1979 (1)	7	2	2	0	0	0	0	0	.000
Danny Sheaffer	Cardinals	1987,89,93-97 (7)	389	946	87	219	38	5	13	110	.232
Bill Spiers	Astros	1989-01 (13)	1252	3408	477	922	158	35	37	388	.271
Tim Teufel	Padres	1983-93 (11)	1073	3112	415	789	185	12	86	379	.254
Denny Walling	Astros	1975-92 (18)	1271	2945	372	799	142	30	49	380	.271
Keith Williams	Giants	1996 (1)	9	20	0	5	0	0	0	0	.250

Player	Last Team	Years (Seasons)	W-L	Pct.	App.	GS	IP	H	SO	BB	ERA
Brian Barnes	Dodgers	1990-94 (5)	14-22	.389	116	56	406.1	364	275	204	3.94
Mike Brown	Mariners	1982-87 (6)	12-20	.375	61	42	253.2	324	115	102	5.75
John Curtis	Angels	1970-84 (15)	89-97	.478	438	199	1641.0	1695	825	669	3.96
Rusty Gerhardt	Padres	1974 (1)	2-1	.667	23	1	35.2	44	22	17	7.07
Mike Holtz	Padres	1996-02 (7)	16-19	.457	350	0	238.1	242	221	127	4.68
Jimmy Key	Orioles	1984-98 (15)	186-117	.614	470	389	2591.2	2518	1538	668	3.51
Joe Landrum	Dodgers	1950,52 (2)	1-3	.250	16	5	44.2	58	22	11	5.64
Mike Milchin	Orioles	1996 (1)	3-1	.750	39	0	32.2	44	29	17	7.44
Ron Musselman	Blue Jays	1982,84,85 (3)	4-2	.667	48	4	89.1	95	47	40	3.73
Billy O'Dell	Pirates	1954,56-67 (13)	105-100	.512	479	199	1817.0	1697	1133	556	3.29
John Pawlowski	White Sox	1987,88 (2)	1-0	1.000	8	0	17.2	27	12	6	7.64
Chuck Porter	Brewers	1981-85 (5)	13-13	.500	54	34	237.0	278	136	54	4.14
Flint Rhem	Cardinals	1924-28,30-36 (12)	105-97	.520	294	230	1725.1	1958	534	529	4.20
Vet Sittin	Indians	1909 (1)	3-2	.600	14	5	50.0	50	16	16	2.88
Brian Snyder	Athletics	1985,89 (2)	1-2	.333	17	6	36.0	46	24	21	6.75
Harold Stowe	Yankees	1960 (1)	0-0	----	1	0	1.0	0	0	1	9.00
Ken Vining	White Sox	2001 (1)	0-0	----	8	0	6.2	15	3	7	17.55
Matt White	Mariners	2003 (1)	0-1	.000	6	0	5.2	13	0	5	22.24
Scott Winchester	Reds	1997,98,00,01 (4)	3-8	.272	47	17	116.1	149	55	35	5.42

Major League Bests

Led League in Stat Category				
Year	Player	Team (League)	Cat.	Stat
1926	Flint Rhem	Cardinals (NL)	Wins	20
1987	Jimmy Key	Blue Jays (AL)	ERA	2.76
	Jimmy Key	Blue Jays (AL)	Opp. BA	.221
	Jimmy Key	Blue Jays (AL)	Opp. OB %	.273
1993	Jimmy Key	Yankees (AL)	Win. %	.750
1994	Jimmy Key	Yankees (AL)	Wins	17

Seasons		
Rk	Player	Years
1.	Denny Walling	1975-92
2.	John Curtis	1970-84
	Jimmy Key	1984-98
4.	Billy O'Dell	1954-67
5.	Bill Spiers	1989-01
6.	Flint Rhem	1924-28,30-36
	Ty Cline	1960-71
8.	Tim Teufel	1983-93
9.	Bill Schroeder	1983-90

Career Hits		
Rk	Player	Years (Seasons)
1.	Bill Spiers	1989-01 (13)
2.	Denny Walling	1975-92 (18)
3.	Tim Teufel	1983-93 (11)
4.	Ty Cline	1960-71 (12)
5.	Bill Schroeder	1983-90 (8)

Career Wins		
Rk	Player	Years (Seasons)
1.	Jimmy Key	1984-98 (15)
2.	Flint Rhem	1924-28,30-36 (12)
	Billy O'Dell	1954-67 (14)
4.	John Curtis	1970-84 (15)



Pro Signees

Year	Player, Pos.	Round	Organization
1958	Bud Spiers, SS	FA	Kansas City Athletics
1959	Larry Bagwell, 3B	FA	Washington Senators
	Doug Hoffman, OF	FA	Washington Senators
	Harold Stowe, P	FA	New York Yankees
1960	Ty Cline, OF	FA	Cleveland Indians
1962	Dave Olson, P	FA	New York Yankees
1963	Gene Harbeson, P	FA	San Francisco Giants
	Johnny Jones, OF	FA	Milwaukee Braves
	Elmo Lam, SS	FA	Philadelphia Phillies
1965	Tommy Chapman, P	9	Philadelphia Phillies
	Jack McCall, SS	*12	Baltimore Orioles
	Rusty Adkins, OF	*14	Houston Astros
1966	Charles Watson, P	*#6	Kansas City Athletics
	Rusty Adkins, SS	*\$7	Detroit Tigers
	Charles Watson, P	*\$7	Cleveland Indians
	Jack McCall, SS	15	California Angels
	George Sutton, OF	*39	New York Mets
1967	Rusty Adkins, 2B	*\$7	Kansas City Athletics
	Charles Watson, P	*\$7	Washington Senators
	Garry Helms, SS	12	Pittsburgh Pirates
	Eddie Barbary, C	FA	Pittsburgh Pirates
	Mike McCall, 3B	FA	Philadelphia Phillies
1968	John Curtis, P	\$1	Boston Red Sox
	Nelson Gibson, P	24	Seattle Pilots
	Bill James, P	FA	Cleveland Indians
1970	Don Russell, 3B	\$1	Houston Astros
1971	Johnny Severs, OF	\$4	New York Mets
1972	Craig White, OF	*6	California Angels
	Rusty Gerhardt, P	12	San Diego Padres
1973	Ken Bagwell, 2B	#3	Chicago White Sox
	Craig White, OF	12	New York Yankees
	Lindsay Graham, P	26	Texas Rangers
1974	Steve Cline, P	6	San Francisco Giants
	Richard Haynes, P	8	Houston Astros
	Lyn Hamilton, C	10	San Diego Padres
1975	Denny Walling, OF	\$1	Oakland Athletics
1976	Kurt Seibert, SS	3	Chicago Cubs
	Chuck Porter, P	7	California Angels
	Bob Mahony, P	FA	Baltimore Orioles
1977	Dave Caldwell, OF	4	Baltimore Orioles
	Ron Musselman, P	5	Seattle Mariners
	Bill Foley, C	6	Milwaukee Brewers
	Bill Wingo, 2B	FA	Atlanta Braves
1978	Pete Peltz, 3B	9	Cleveland Indians
	Robert Bonnette, SS	*20	Cleveland Indians
1979	Mike Sullivan, P	1	Cincinnati Reds
	Tim Teufel, 2B	*\$3	Chicago White Sox
	Brian Snyder, P	7	Seattle Mariners
	Bill Schroeder, C	8	Milwaukee Brewers
	Tony Masone, OF	10	Cincinnati Reds



Brian Kowitz, who had a 37-game hitting streak from 1989-90, was a ninth-round draft pick of the Atlanta Braves in June of 1990 who later played in the Major Leagues.

Len Bradley, P	*10	Cleveland Indians
David Buffamoyer, C	13	New York Yankees
Todd Freeman, 3B	FA	Milwaukee Brewers
Pete Khoury, OF	FA	New York Yankees
1980	Robbie Allen, SS	\$1 Los Angeles Dodgers
	Mike Brown, P	2 Boston Red Sox
	Tim Teufel, 2B	2 Minnesota Twins
	Robbie Allen, SS	*#4 Los Angeles Dodgers
	Len Bradley, P	5 Chicago White Sox
	Neil Simons, OF	14 Houston Astros
	Billy Weems, OF	20 Houston Astros
	Bobby Kenyon, P	25 Los Angeles Dodgers
1981	Danny Sheaffer, C	#1 Boston Red Sox
	Glenn Gallagher, OF	3 Toronto Blue Jays
	Greg Guin, 1B	12 Saint Louis Cardinals
1982	Jimmy Key, P	3 Toronto Blue Jays
	Ricky Hester, OF	*\$4 Cleveland Indians
	Mark Davidson, OF	11 Minnesota Twins
	Jeff Gilbert, P	*32 San Francisco Giants
	Coe Brier, C	FA Minnesota Twins
1983	Jeff Gilbert, P	10 Milwaukee Brewers
	Ricky Hester, SS	25 Texas Rangers
	Scott Parrish, P	*26 Los Angeles Dodgers
1984	Brooks Shumake, 3B	5 Cincinnati Reds
	Scott Powers, SS	17 Atlanta Braves
	Scott Parrish, P	21 Oakland Athletics
	Tim Rice, P	22 Chicago Cubs
1985	John Pawlowski, P	6 Chicago White Sox
	Jim McCollom, C	9 California Angels
	George Stone, P	18 Chicago White Sox
	Tommy Smith, 1B	23 San Francisco Giants
1987	Bill Spiers, SS	1 Milwaukee Brewers
	Bert Heffernan, C	*9 Texas Rangers
	Chuck Baldwin, 2B	11 Cleveland Indians
	Steve Baucum, 2B	25 Toronto Blue Jays
	Ray Williams, OF	FA Seattle Mariners
1988	Bert Heffernan, C	9 Milwaukee Brewers
	Jerry Brooks, 3B	12 Los Angeles Dodgers
	Mike Pomeranz, P	13 Minnesota Twins
	Brian Barnes, P	*25 Baltimore Orioles
	Randy Mazey, OF	28 Cleveland Indians
	Burke Fairey, OF	FA Chicago Cubs
	Phil Lowery, P	FA Atlanta Braves
1989	Mike Milchin, P	2 Saint Louis Cardinals
	Brian Barnes, P	4 Montreal Expos
	Mike Couture, C	*12 California Angels
	Alan Botkin, P	23 Saint Louis Cardinals
	Henry Threadgill, 2B	34 California Angels
	Rusty Charpia, SS	38 Milwaukee Brewers
1990	Tim Parker, P	3 Chicago Cubs
	Brian Kowitz, OF	9 Atlanta Braves
	Ron Frazier, P	12 New York Yankees
	Brian Faw, P	17 New York Yankees
	David Tripp, P	*25 Oakland Athletics
	Mike Couture, C	28 Milwaukee Brewers
	Tim Rigsby, SS	FA Cleveland Indians
1991	Joe DeBerry, 1B	3 Cincinnati Reds
	Jim Crowley, 2B	11 Boston Red Sox
	Todd Stefan, SS	FA Chicago Cubs
1992	Scott Miller, P	3 Oakland Athletics
	Jason Angel, P	5 Cincinnati Reds
	Paxton Briley, P	5 California Angels
	Ted Corbin, SS	21 Minnesota Twins
	Kevin Northrup, OF	31 Montreal Expos
	Aaron Jersild, P	43 Toronto Blue Jays
	Mike Lockhart, C	FA Cleveland Indians
1993	Keith Williams, OF	7 San Francisco Giants
	Billy McMillon, OF	8 Florida Marlins
	Chris Carter, C	30 Milwaukee Brewers
	Chad Phillips, P	*41 Florida Marlins
1994	Andy Taulbee, P	2 San Francisco Giants
	Mike Hampton, 3B	4 Cincinnati Reds
	Scott Winchester, P	*16 Detroit Tigers
	Mike Holtz, P	17 California Angels
1995	David Miller, 1B	1 Cleveland Indians
	Shane Monahan, OF	2 Seattle Mariners
	Seth Brizek, SS	8 Seattle Mariners
	Mark Watson, P	*8 Florida Marlins
	Jason Dawsey, P	10 Milwaukee Brewers
	Jeff Sauve, P	11 Boston Red Sox

First-Round Draft Picks

Year	Player	Pos.	Team
1968	John Curtis	LHP	Red Sox
1975	Denny Walling	OF	Athletics
1979	Mike Sullivan	P	Reds
1987	Bill Spiers	SS	Brewers
1995	David Miller	1B	Indians
1996	* Kris Benson	RHP	Pirates
1996	Billy Koch	RHP	Jays
1997	Matthew LeCroy	C	Twins
1999	Mike Paradis	RHP	Orioles
2002	Khalil Greene	SS	Padres
2004	Tyler Lumsden	LHP	White Sox

* - first overall pick

1996	Scott Winchester, P	14	Cleveland Indians
	Kris Benson, P	1	Pittsburgh Pirates
	Billy Koch, P	1	Toronto Blue Jays
	David Shepard, P	3	Cincinnati Reds
	Ken Vining, P	4	San Francisco Giants
	Brian Matz, P	9	Montreal Expos
	Paul Galloway, 3B	14	San Francisco Giants
	Doug Livingston, 2B	17	Colorado Rockies
	Gary Burnham, OF	*40	Oakland Athletics
1997	Matthew LeCroy, C	*1	Minnesota Twins
	Gary Burnham, OF	22	Philadelphia Phillies
1998	Matt Padgett, OF	5	Florida Marlins
	Matt White, P	15	Cleveland Indians
	Scott Clackum, P	FA	Florida Marlins
1999	Mike Paradis, P	1	Baltimore Orioles
	Chris Heck, P	5	San Diego Padres
	Brian Adams, P	*11	San Diego Padres
	Doug Roper, SS/P	26	Toronto Blue Jays
	Ryan Mottl, P	*27	Texas Rangers
	Kurt Bultmann, 2B	34	Pittsburgh Pirates
2000	Patrick Boyd, OF	*4	Pittsburgh Pirates
	Ryan Mottl, P	6	Cincinnati Reds
	Scott Berney, P	18	Colorado Rockies
	Mike Calitri, INF	FA	Cincinnati Reds
	Justin Lombardi, P	FA	Florida Marlins
	Henri Stanley, OF	FA	Houston Astros
	Justin Singleton, OF/INF	FA	Toronto Blue Jays
2001	Josh Cram, P	4	San Francisco Giants
	Patrick Boyd, OF	7	Texas Rangers
	Khalil Greene, SS	*14	Chicago Cubs
	Steve Reba, P	*16	Oakland A's
	Nick Glaser, P	FA	Philadelphia Phillies
	Ryan Riley, 2B	FA	Tampa Bay Devils
2002	Khalil Greene, SS	1	San Diego Padres
	Michael Johnson, 1B	2	San Diego Padres
	Jeff Baker, 3B	4	Colorado Rockies
	B.J. LaMura, P	5	Chicago White Sox
	Matt Henrie, P	7	Arizona Diamondbacks
	Jarrod Schmidt, OF	21	Cincinnati Reds
	Steve Reba, P	24	Colorado Rockies
	Ryan Childs, P	33	Baltimore Orioles
	Thomas Boozer, P	FA	Independent League
2003	Steven Jackson, P	*32	Cleveland Indians
	Kyle Frank, OF	FA	New York Yankees
	Paul Harrelson, P	FA	Colorado Rockies
	Steve Pyzik, C	FA	Atlanta Braves
	David Slevin, 2B	FA	New York Yankees
2004	Tyler Lumsden, P	*1	Chicago White Sox
	Collin Mahoney, P/C	4	Detroit Tigers
	Lou Santangelo, C	4	Houston Astros
	Brad McCann, 3B	6	Florida Marlins
	Steven Jackson, P	10	Arizona Diamondbacks
	Patrick Hogan, P	14	Florida Marlins
	Garrick Evans, OF	*25	Kansas City Royals
	Zane Green, OF	44	Chicago Cubs
	Tony Sipp, OF/P	45	Cleveland Indians
	Russell Triplett, SS	FA	New York Mets

* - did not sign; \$ - secondary phase; # - drafted in January; ^ - supplemental pick between first and second rounds; Note: No draft prior to 1965; Major League players in **bold**.

Tigers in the Pros in 2004



Jeff Baker
3B • Rockies
AA • Tulsa, OK
Clemson (2000-02)



Kris Benson
RHP • Mets
Majors • Flushing, NY
Clemson (1994-96)



Patrick Boyd
OF • Rangers
AA • Frisco, TX
Clemson (1998-01)



Gary Burnham
OF • Cardinals
AAA • Memphis, TN
Clemson (1994-97)



Mike Calitri
1B/3B • Red Sox
High A • Sarasota, FL
Clemson (1998-00)



Ryan Childs
RHP • Orioles
AAA • Ottawa, Ontario
Clemson (2000-02)



Josh Cram
RHP • Giants
High A • San Jose, CA
Clemson (2001)



Zane Green
OF • Cubs
R • Mesa, AZ
Clemson (2001-04)



Khalil Greene
SS • Padres
Majors • San Diego, CA
Clemson (1999-02)



Matt Henrie
RHP • Diamondbacks
AAA • Tucson, AZ
Clemson (1999,01,02)



Patrick Hogan
RHP • Marlins
SS • Jamestown, NY
Clemson (2001-04)



Mike Holtz
LHP • Devil Rays
AAA • Durham, NC
Clemson (1991-94)



Steven Jackson
RHP • Diamondbacks
SS • Yakima, WA
Clemson (2001-04)



Michael Johnson
1B • Padres
High A • Lake Elsinore, CA
Clemson (2000-03)



Billy Koch
RHP • Marlins
Majors • Fort Lauderdale, FL
Clemson (1994-96)



B.J. LaMura
RHP • White Sox
AA • Birmingham, AL
Clemson (2000-02)



Matthew LeCroy
C • Twins
Majors • Minneapolis, MN
Clemson (1995-97)



Tyler Lumsden
LHP • White Sox
High A • Winston-Salem, NC
Clemson (2002-04)




Kevin Lynn
RHP • Independent
Brockton, MA
Clemson (2000,01)



Collin Mahoney
RHP • Tigers
SS • Oneonta, NY
Clemson (2002-04)



Brad McCann
3B • Marlins
SS • Jamestown, NY
Clemson (2003,04)



Billy McMillon
OF • Athletics
Majors • Oakland, CA
Clemson (1991-93)



Ryan Mottl
RHP • Pirates
AAA • Nashville, TN
Clemson (1997-00)



Matt Padgett
OF • Marlins
AAA • Albuquerque, NM
Clemson (1996-98)



Mike Paradis
RHP • Orioles
AAA • Ottawa, Ontario
Clemson (1997-99)



Steve Pyzik
C • Braves
Low A • Rome, GA
Clemson (2000-03)



Ryan Riley
2B • Devil Rays
High A • Bakersfield, CA
Clemson (2000,01)



Lou Santangelo
C • Astros
SS • Tri-City, NY
Clemson (2004)



Jarrod Schmidt
OF • Reds
Low A • Dayton, OH
Clemson (2000-02)



David Shepard
RHP • Yankees
AA • Trenton, NJ
Clemson (1996)



Justin Singleton
OF • Blue Jays
AA • Manchester, NH
Clemson (1998-00)



Tony Sipp
LHP • Indians
SS • Mahoning Valley, NY
Clemson (2004)



Henri Stanley
OF • Dodgers
AAA • Las Vegas, NV
Clemson (1997-00)



Russell Triplett
INF • Mets
SS • Brooklyn, NY
Clemson (2001-04)



Matt White
LHP • Indians
AAA • Buffalo, NY
Clemson (1996-98)



ACC Baseball

2004 ACC Standings

Team	ACC					Overall					
	W	L	Pct	Hm	Rd	W	L	Pct	Hm	Rd	Neu
1. *Georgia Tech	18	5	.783	8-4	10-1	44	21	.677	27-12	13-5	4-4
2. *Virginia	18	6	.750	8-4	10-2	44	15	.746	25-8	19-5	0-2
3.^Florida State	16	8	.667	8-4	8-4	45	23	.662	27-10	11-12	7-1
4. *Clemson	14	10	.583	10-2	4-8	39	26	.600	23-9	10-15	6-2
*North Carolina	14	10	.583	6-6	8-4	43	21	.672	26-8	12-8	5-5
6. *N.C. State	11	12	.478	5-6	6-6	36	24	.600	18-10	14-11	4-3
7. Duke	8	16	.333	5-7	3-9	25	31	.446	17-16	7-13	1-2
8. Wake Forest	4	20	.167	3-9	1-11	17	33	.340	13-11	2-17	2-5
Maryland	4	20	.167	2-10	2-10	22	34	.393	15-14	6-15	1-5

^ - ACC Tournament champion; * - NCAA Tournament participant

The Tradition

Consistency. It is the mark of true excellence in any endeavor. However, in today's intercollegiate athletics, competition has become so balanced and so competitive that it is virtually impossible to maintain a high level of consistency.

Yet the Atlantic Coast Conference has defied the odds. Now in its 52nd year of competition, the ACC has long enjoyed the reputation as one of the strongest and most competitive intercollegiate conferences in the nation. And that is not mere conjecture; the numbers support it.

Since the league's inception in 1953, ACC schools have captured 91 national championships,

including 47 in women's competition and 44 in men's. In addition, NCAA individual titles have gone to ACC student-athletes 116 times in men's competition and 57 times in women's action.

Wake Forest captured the league's first national baseball championship in 1954. One of the league's new members, Miami (FL), has claimed four national baseball titles (1982,85,99,01) over the past 22 years.

The ACC has consistently infused Major League Baseball with talented players. The current 11 ACC schools have had 421 players selected in the draft since 1994, including 36 first-round picks. The ACC has produced three #1 overall picks, including Florida State's Paul Wilson in 1994, Clemson's Kris Benson in 1996, and Miami's Pat Burrell in 1997.

Last year, six of the conference's nine teams participated in NCAA Tournament competition. It marked the second time in the conference's history that six teams participated in the same NCAA Tournament. Over the last 10 seasons, the current 11 ACC schools have made 62 NCAA Tournament appearances, winning 62 percent of their games (214-132) and making 18 trips to the College World Series in Omaha.

For the 13th straight season, the ACC posted a non-conference winning percentage over 61 percent, winning 65 percent of the games played against non-conference opponents in 2004. The ACC was 192-105 last year, bettering the conference's record to 3,199-1,293-18 (.711) in non-league play since 1990.

The History

The Atlantic Coast Conference was founded on May 8, 1953 at the Sedgefield Inn near Greensboro, NC with seven charter members - Clemson, Duke, Maryland, North Carolina, N.C. State, South Carolina, and Wake Forest - drawing up the conference by-laws.

The withdrawal of seven institutions from the Southern Conference came early on the morning of May 8, 1953 during the Southern Conference's annual spring meeting. On June 14, 1953, the seven members met in Raleigh, NC, where a set of by-laws were adopted, and the name became officially the Atlantic Coast Conference.

Suggestions from fans for the name of the new conference appeared in the region's newspapers prior to the meeting in Raleigh. Some of the names suggested were: Dixie, Mid South, Mid Atlantic, East Coast, Seaboard, Colonial, Tobacco, Blue-Gray, Piedmont, Southern Seven, and Shoreline.

Duke's Eddie Cameron recommended that the name of the conference be the Atlantic Coast Conference, and the motion was passed unanimously. The meeting concluded with each member institution assessed \$200 to pay for the conference expenses.

On December 4, 1953, conference officials met again at Sedgefield and officially admitted Virginia as the league's eighth member. The first and only withdrawal of a school from the ACC came on June 30, 1971, when South Carolina tendered its resignation.

The ACC operated with seven members until April 3, 1978, when Georgia Tech was admitted. The Atlanta school had withdrawn from the Southeastern Conference in January of 1964.

The ACC expanded to nine members on July 1, 1991, with the addition of Florida State.

Exactly 12 years later to the day, the ACC announced that Miami and Virginia Tech would join the conference beginning in the 2004-05 academic year. A few months later, Boston College was admitted as the conference's 12th member. The Eagles, formerly of the Big East Conference, will begin play on the diamond in the 2006 season.

2005 ACC Tournament

For the first time ever, the ACC Tournament will be held at the Baseball Grounds of Jacksonville (FL). It will also be the third time that the ACC Tourney will be played in the state of Florida. The 1997 and 2002 events were held at Saint Petersburg, FL.

The tournament will begin on Tuesday, May 24 and end on Sunday, May 29. Also for the first time, the ACC Tournament will feature 11 teams due to newly-added members Miami and Virginia Tech.

The top-seven seeds will automatically be in the double-elimination tourney, while seeds 8-11 will play a single-elimination tournament on Tuesday, May 24 for the right to advance to the main bracket.

Tuesday, May 24

Game 1 #8 Seed vs. #11 Seed *11:00
Game 2 #9 Seed vs. #10 Seed 3:00
Game 3 Game 1 Winner vs. Game 2 Winner .. 8:00

Wednesday, May 25

Game 4 #3 Seed vs. #6 Seed *10:00
Game 5 #2 Seed vs. #7 Seed 1:00
Game 6 #4 Seed vs. #5 Seed 4:00
Game 7 #1 Seed vs. Game 3 Winner 7:00

Thursday, May 26

Game 8 Game 4 Loser vs. Game 5 Loser ... *10:00
Game 9 Game 6 Loser vs. Game 7 Loser 1:00
Game 10 Game 4 Winner vs. Game 5 Winner ... 4:00
Game 11 Game 6 Winner vs. Game 7 Winner .. 7:00

Friday, May 27

Game 12 Game 8 Winner vs. Game 10 Loser .. 4:00
Game 13 Game 9 Winner vs. Game 11 Loser .. 7:00

Saturday, May 28

Game 14 Game 10 Winner vs. Game 12 Winner .. *10:00
Game 15 Game 11 Winner vs. Game 13 Winner .. 1:00
Game 16 Game 14 Winner vs. Game 14 Loser .. ^4:00
Game 17 Game 15 Winner vs. Game 15 Loser .. ^7:00

Sunday, May 29

Game 18 Championship Game 1:00

* - AM; ^ - if necessary; Note: All times are PM and EDT unless otherwise noted.

2004 All-ACC Team

First Team

Pos.	Player	Team	Cl.
C	Chris Iannetta	North Carolina	Jr.
1B	Kevin Hart	Maryland	Jr.
2B	Eric Patterson	Georgia Tech	Jr.
SS	Stephen Drew	Florida State	Jr.
3B	Ryan Zimmerman	Virginia	So.
OF	Brandon Boggs	Georgia Tech	Jr.
OF	Marshall Hubbard	North Carolina	Jr.
OF	Eddy Martinez-Estev	Florida State	So.
AL	Anthony Buffone	Maryland	Sr.
AL	Kris Harvey	Clemson	So.
AL	Joe Koshansky	Virginia	Sr.
AL	Tim Layden	Duke	Jr.
AL	Micah Owings	Georgia Tech	So.
SP	Daniel Bard	North Carolina	Fr.
SP	Mike Rogers	N.C. State	So.
SP	Vern Sterry	N.C. State	Sr.
RP	Joey Devine	N.C. State	So.

Second Team

Pos.	Player	Team	Cl.
C	Lou Santangelo	Clemson	Jr.
1B	David Hicks	N.C. State	Sr.
2B	Bryan Zech	Florida State	Sr.
SS	Mark Reynolds	Virginia	Jr.
3B	Brad McCann	Clemson	Jr.
OF	Steven Blackwood	Georgia Tech	So.
OF	Clifton Remole	Georgia Tech	Jr.
OF	Javier Socorro	Duke	So.
AL	Ben Ingold	Wake Forest	Jr.
AL	Rhett James	Florida State	Sr.
AL	Ryne Malone	Florida State	Fr.
AL	Greg Mangum	North Carolina	Jr.
SP	Andrew Dobies	Virginia	Jr.
SP	Andrew Kown	Georgia Tech	Jr.
SP	Andrew Miller	North Carolina	Fr.
RP	Patrick Hogan	Clemson	Sr.

Player-of-the-Year: Joe Koshansky Virginia
Freshman-of-the-Year: Daniel Bard North Carolina
Coach-of-the-Year: Brian O'Connor Virginia

Tiger Records



Billy O'Dell

All-American, 1954



Billy O'Dell pitched a no-hitter in a 2-0 victory at South Carolina on May 8, 1953. That same day, Clemson officially joined the newly-formed Atlantic Coast Conference.

2005 CLEMSON BASEBALL



Batting Records

Games

Season:	*75 Seth Brizek, 1994
	*75 Mike Hampton, 1994
	*75 Shane Monahan, 1994
Career:	272 Khalil Greene, 1999-02

At-Bats

Game:	*9 Tony Masone vs. N.C. State, Apr. 6, 1979
	*9 Bert Heffernan vs. Fordham, May 26, 1988 (19 innings)
Season:	*330 Shane Monahan, 1994
Career:	*1,069 Khalil Greene, 1999-02

Hits

Inning:	*3 Robert Bonnette vs. N.C. State, (9th) Apr. 6, 1979
Game:	6 Joey Taylor vs. South Carolina, May 8, 1962
	6 Neil Simons vs. Georgia, Feb. 27, 1980
	6 Greg Guin vs. Georgia, Apr. 8, 1981
	6 Bob Paulling vs. Georgia Tech, Apr. 17, 1983
	6 Bert Heffernan vs. Auburn, Mar. 25, 1987
	6 Jerry Brooks vs. Charlotte, Feb. 24, 1988
	6 Chad Phillips vs. Maryland, Mar. 15, 1992
	6 Brad McCann vs. College of Charleston, May 12, 2004
Season:	*137 Shane Monahan, 1994
Career:	*403 Khalil Greene, 1999-02
Consecutive:	9 Bob Paulling vs. Georgia Tech (6) and Virginia (3), Apr. 17-20, 1983
Hitting Streak:	*41 Rusty Adkins, 1965,66

Doubles

Game:	3 Joey Taylor vs. South Carolina, May 8, 1962
	3 Pat Fitzsimmons vs. Wake Forest, Apr. 25, 1975
	3 Dave Caldwell vs. Arizona State, Jun. 10, 1977
	3 Tim Teufel vs. Western Carolina, Feb. 28, 1980
	3 Bert Heffernan vs. Auburn, Mar. 25, 1987
	3 Mike Couture vs. Coastal Carolina, Feb. 18, 1989
	3 Mike Lockhart vs. Davidson, Apr. 3, 1989
	3 Khalil Greene vs. Arkansas, May 29, 1999
	3 Khalil Greene vs. North Carolina, Apr. 1, 2000
	3 Russell Triplett vs. Old Dominion, Mar. 20, 2001
	3 Khalil Greene vs. South Carolina, Mar. 3, 2002
	3 Tyler Colvin vs. Florida State, May 3, 2004

Season:	33 Khalil Greene, 2002
Career:	*^95 Khalil Greene, 1999-02

Triples

Game:	*2 by many
Season:	11 Bill Spiers, 1987
Career:	21 Shane Monahan, 1993-95

Home Runs

Inning:	*2 Brooks Shumake vs. Maryland, Apr. 15, 1982 (1st)
	*2 Chuck Baldwin vs. Maryland, Mar. 27, 1986 (1st)
	*2 Kyle Frank vs. Maryland, Apr. 20, 2003 (2nd)
Game:	3 Ray Mathews vs. Furman, May 1, 1950

	3 Bill Barnett vs. Furman, Apr. 22, 1953 (14 innings)
	3 Jack McCall vs. Georgia Tech, Apr. 14, 1964
	3 Denny Walling vs. Wake Forest, Apr. 19, 1975
	3 Neil Simons vs. N.C. State, Apr. 7, 1979
	3 Bob Paulling vs. Georgia, Apr. 6, 1983
	3 Steve Baucum vs. Charlotte, Mar. 31, 1987
	3 Chuck Baldwin vs. Maryland, May 5, 1987
	3 Shane Monahan vs. N.C. State, Apr. 11, 1993
	3 Jeff Baker vs. Winthrop, Apr. 3, 2002
Season:	27 Khalil Greene, 2002
Career:	59 Jeff Baker, 2000-02

Extra Base Hits

Game:	5 Joey Taylor vs. South Carolina, May 8, 1962 (3 doubles, 2 home runs)
Season:	61 Khalil Greene, 2002 (33 doubles, 1 triple, 27 home runs)
Career:	154 Khalil Greene, 1999-02 (95 doubles, 7 triples, 52 home runs)

RBIs

Game:	10 Ray Mathews vs. Furman, May 1, 1950
	10 Neil Simons vs. N.C. State, Apr. 6, 1979
	10 Jerry Brooks vs. Charlotte, Feb. 24, 1988
Season:	91 Khalil Greene, 2002
Career:	276 Khalil Greene, 1999-02

Batting Average

Season:	.485 Dude Buchanan, 1941 (33 H, 68 AB) (min. 50 AB)
	.470 Khalil Greene, 2002 (134 H, 285 AB) (min. 100 AB)
	.470 Khalil Greene, 2002 (134 H, 285 AB) (min. 150 AB)
Career:	.421 Denny Walling, 1975 (59 H, 140 AB) (min. 100 AB)



	.402 Dude Buchanan, 1939-41 (74 H, 184 AB) (min. 150 AB)
	.396 Shane Monahan, 1993-95 (337 H, 865 AB) (min. 500 AB)
	.396 Shane Monahan, 1993-95 (337 H, 865 AB) (min. 700 AB)

Slugging Percentage

Season:	.877 Khalil Greene, 2002 (250 TB, 285 AB) (min. 50 AB, 100 AB, & 150 AB)
Career:	.807 Denny Walling, 1975 (113 TB, 140 AB) (min. 100 AB)
	.668 Tim Teufel, 1979,80 (224 TB, 365 AB) (min. 300 AB)
	.636 Michael Johnson, 2000-03 (509 TB, 800 AB) (min. 500 AB)

Total Bases

Game:	15 Dick Hendley vs. Davidson, May 4, 1951 (1 1B, 2 3B, 2 HR)
	15 Joey Taylor vs. South Carolina, May 8, 1962 (1 1B, 3 2B, 2 HR)
Season:	*250 Khalil Greene, 2002 (73 1B, 33 2B, 1 3B, 27 HR)
Career:	668 Khalil Greene, 1999-02 (249 1B, 95 2B, 7 3B, 52 HR)

Runs Scored

Game:	*7 Dave Buffamoyer vs. N.C. State, Apr. 6, 1979
Season:	97 Shane Monahan, 1994
Career:	285 Bert Heffernan, 1982-85

Stolen Bases

Game:	5 Fred Knoebel vs. Furman, Apr. 26, 1950
	*5 Mike Couture vs. N.C. State, Apr. 6, 1989
Season:	47 Henry Threadgill, 1989 (54 attempts)
	47 Kevin Northrup, 1992 (55 attempts)
Career:	85 Henry Threadgill, 1986-89 (102 attempts)
	85 Mike Couture, 1987-90 (107 attempts)

Sacrifice Bunts

Game:	2 by many
Season:	14 Casey Stone, 2000
Career:	25 Casey Stone, 1998-01

Sacrifice Flies

Game:	2 by many
Season:	11 Keith Williams, 1993
Career:	*20 Matthew LeCroy, 1995-97
	*20 Khalil Greene, 1999-02

Hit-By-Pitch

Game:	3 Khalil Greene vs. New York Tech, Mar. 30, 2001
Season:	21 Khalil Greene, 2001
Career:	58 Khalil Greene, 1999-02

Walks

Game:	5 by many
Season:	64 Jason Harris, 1999
	64 Henri Stanley, 1999
Career:	207 Bert Heffernan, 1985-88

Walks Per At Bat

Season:	1/2.93 Brian Ellis, 1998
Career:	1/3.85 Kurt Seibert, 1974-76

* - ACC record; ^ - NCAA record

Fred "Knobby" Knoebel stole five bases in a 10-3 victory at Furman on April 26, 1950.

Pitching Records

Games

Season:	33	Scott Winchester, 1995
	33	Nick Glaser, 2000
Career:	98	Matt Additon, 1997-00

Starts

Season:	19	Brian Barnes, 1988
	19	Brian Barnes, 1989
	19	Jason Dawsey, 1995
	19	Kris Benson, 1996
	19	Ryan Mottl, 2000
	19	Steve Reba, 2002
Career:	68	Ryan Mottl, 1997-00

Complete Games

Season:	11	Chuck Porter, 1976
Career:	26	Rusty Gerhardt, 1969-72

Shutouts

Season:	*4	Ron Musselman, 1976
	*4	Kris Benson, 1996
Career:	6	Ron Musselman, 1976,77

Wins

Season:	*16	Brian Barnes, 1989
Consecutive:	15	Kris Benson, 1995,96
	12	Chuck Porter, 1976
	12	Ron Musselman, 1977
	12	Jason Angel, 1991
Career:	*44	Brian Barnes, 1986-89

Winning Percentage

Season:	1.000	Chuck Porter, 1976 (12-0)
Career:	.944	Mike Kimbrell, 1988-91 (17-1)

Innings Pitched

Game:	*16.0	Chuck Porter vs. Virginia, Apr. 19, 1974
Season:	156.0	Kris Benson, 1996
Career:	*475.1	Brian Barnes, 1986-89

ERA

Season:	0.79	Billy O'Dell, 1954 (8 ER, 91.1 IP)
Career:	1.51	Billy O'Dell, 1952-54 (37 ER, 219.2 IP) (min. 100 IP)

No-Hitters

Date	Player(s)	Opponent	Score
4-12-1913	Doc Ezell	Erskine	5-0
4-29-1916	Elmer Long	Virginia Military	2-0
4-17-1924	Lefty Smith	South Carolina	6-0
3-29-1946	Joe Landrum	Erskine	6-0
5-8-1953	Billy O'Dell	South Carolina	2-0
5-6-1967	Nelson Gibson	Georgia Tech	3-0
	Charlie Watson		
4-17-1971	Dave Van Volkenburg	# Florida State	11-0
3-6-1973	Lindsay Graham	^ Maryland	3-0
4-17-1976	Ron Musselman	Virginia	9-0
3-17-1977	Brian Snyder	North Carolina-Wilmington	8-0
3-10-1980	Mike Brown	*# North Carolina-Wilmington	2-0
3-5-1982	Jeff Gilbert	Western Carolina	5-0
3-6-1984	Scott Parrish	# The Citadel	6-0

* - perfect game; # - seven-inning game; ^ - eight-inning game

Strikeouts

Game:	21	Billy O'Dell vs. South Carolina, Apr. 4, 1952
	20	Joe Hazle vs. The Citadel, Apr. 18, 1947
	18	Billy O'Dell vs. Furman, Apr. 23, 1952
	18	Brian Barnes vs. Appalachian State, Mar. 6, 1988
	18	Brian Barnes vs. Old Dominion, Mar. 7, 1989
	17	Harold Stowe vs. Florida, Jun. 8, 1958
	17	Damon Vincent vs. Wake Forest, May 14, 1962
	17	Brian Barnes vs. South Carolina, Mar. 31, 1989
	17	Brian Barnes vs. Wake Forest, May 19, 1989
	17	Kris Benson vs. Virginia Tech, Mar. 10, 1996
Season:	*208	Brian Barnes, 1989
Career:	*513	Brian Barnes, 1986-89



Future Major Leaguer Ron Musselman pitched a no-hitter in Clemson's 9-0 victory against Virginia on April 17, 1976 at Doug Kingsmore Stadium. He is the last Tiger to throw a no-hitter against an ACC team.

Strikeouts Per Nine Innings

Game:	21.0	Billy O'Dell vs. South Carolina, Apr. 4, 1952
Season:	13.44	Billy O'Dell, 1953 (108 K, 72.1 IP) (min. 50 IP)
Career:	12.29	Billy O'Dell, 1952-54 (300 K, 219.2 IP) (min. 100 IP)

Strikeout-to-Walk Ratio

Season:	7.56	Kris Benson, 1996 (204 K, 27 BB)
Career:	4.51	Kris Benson, 1994-96 (356 K, 79 BB)

Fewest Hits Per Nine Innings

Season:	3.11	Billy O'Dell, 1953 (25 H, 72.1 IP)
Career:	5.29	Billy O'Dell, 1952-54 (129 H, 219.2 IP)

Fewest Walks Per Nine Innings

Season:	1.17	Phillip Lowery, 1987 (7 BB, 53.2 IP)
Career:	1.71	Phillip Lowery, 1986-88 (32 BB, 168.2 IP)

Saves

Season:	15	Nick Glaser, 2000
Career:	34	Scott Winchester, 1993-95

Batters Faced

Season:	606	Kris Benson, 1996
Career:	2,052	Brian Barnes, 1986-89

* - ACC record



Kris Benson won 15 consecutive decisions between 1995 and 1996. He also had a Clemson record-tying four shutouts in 1996 on his way to being named Baseball America's National Player-of-the-Year.

2005 CLEMSON BASEBALL




Yearly Batting & Fielding

Year	W-L-T	G	AB	R	H	2B	3B	HR	TB	RBI	SH	SF	HP	SB	BB	SO	Bat. Avg.	Slug. Pct.	Fielding					Pct.
																			A	PO	E	DP		
1939	10-7	17	539	85	140	20	7	8	198	52	---	---	---	18	---	---	.259	.367	185	445	45	9	.933	
1940	11-2-2	15	499	141	139	14	13	5	194	---	---	---	---	16	---	---	.279	.389	177	401	56	8	.912	
1941	10-6	16	598	139	173	27	8	16	264	107	---	---	---	21	---	---	.289	.441	180	417	45	11	.930	
1942	8-8	16	611	130	190	21	7	9	252	---	---	---	---	31	71	62	.311	.412	157	439	63	11	.904	
1943	12-3	15	512	168	168	22	11	14	254	---	---	---	---	50	---	---	.328	.496	165	397	46	8	.924	
1944																								
1945	7-5	12	402	81	83	9	3	4	110	---	---	---	---	15	61	67	.206	.274	127	295	38	4	.917	
1946	12-5	17	639	125	166	23	9	5	222	85	---	---	---	15	79	90	.260	.347	235	476	65	5	.916	
1947	24-5	29	975	244	252	48	11	15	367	157	---	---	---	40	155	123	.258	.376	---	---	78	---	---	
1948	14-12-1	27	968	148	241	33	9	20	352	114	---	---	---	51	72	144	.249	.364	---	---	79	---	---	
1949	11-12	23	895	180	276	47	13	27	430	155	---	---	---	24	---	---	.308	.480	---	---	65	---	---	
1950	20-11	31	1162	277	340	45	13	32	507	235	---	---	---	92	---	---	.293	.436	---	---	83	---	---	
1951	16-6	22	758	177	215	33	9	15	311	116	---	---	---	75	98	60	.284	.410	---	---	57	---	---	
1952	10-12	22	669	145	191	37	5	16	286	133	2	---	---	8	92	83	.286	.428	---	---	75	---	---	
1953	11-6	17	583	111	153	30	6	13	234	94	10	---	---	6	15	56	.263	.401	161	440	57	5	.913	
1954	14-10	24	824	155	210	23	12	25	332	130	14	---	---	10	38	126	.255	.403	231	624	66	13	.928	
1955	7-11	18	627	100	176	28	6	13	255	80	5	---	---	8	9	75	.281	.407	189	464	66	10	.908	
1956	4-14	18	625	104	152	13	8	19	238	93	11	---	---	8	---	---	.243	.381	178	478	68	7	.897	
1957	6-12	18	602	70	131	15	5	5	173	57	3	1	---	5	68	109	.216	.287	183	465	48	---	.931	
1958	22-8	30	1057	211	289	47	10	13	395	181	18	12	---	18	133	170	.273	.374	313	795	71	18	.940	
1959	24-8	32	1107	223	302	38	22	17	435	184	12	15	12	45	191	173	.273	.393	308	860	70	21	.940	
1960	11-10-1	22	786	152	228	32	15	20	350	132	6	11	14	23	111	107	.290	.445	262	583	55	28	.939	
1961	12-11	23	793	182	230	40	8	16	334	161	4	14	17	11	154	154	.290	.421	245	577	50	17	.943	
1962	17-8	25	905	215	282	42	7	49	458	182	6	7	8	21	130	141	.313	.508	321	645	43	29	.957	
1963	15-11	26	953	185	269	34	14	22	397	160	8	9	8	27	140	143	.282	.417	271	694	57	29	.944	
1964	13-13	26	903	174	251	34	15	26	393	151	6	11	15	13	126	170	.278	.435	306	692	48	12	.954	
1965	18-10-2	30	1028	190	298	51	16	26	459	166	8	15	9	24	122	166	.289	.446	295	771	62	22	.945	
1966	20-7-2	29	1048	264	336	49	18	35	526	230	2	15	13	36	159	169	.321	.502	309	764	47	30	.958	
1967	29-9	38	1269	206	335	55	17	20	484	178	7	14	14	42	168	224	.264	.381	387	1005	55	35	.962	
1968	27-14	41	1243	189	291	39	15	21	423	158	7	8	24	24	169	255	.234	.340	433	976	76	33	.949	
1969	27-17-2	46	1495	332	427	60	25	43	666	275	8	17	11	44	256	277	.286	.455	428	1104	90	43	.945	
1970	32-16	48	1447	243	364	54	31	21	543	197	22	16	28	47	214	251	.252	.371	456	1145	81	29	.952	
1971	27-14	41	1357	199	343	52	20	18	489	168	11	11	15	30	201	275	.253	.360	399	1068	84	21	.946	
1972	19-14	33	1079	161	282	42	14	17	403	140	15	5	21	19	141	214	.261	.374	346	827	55	20	.955	
1973	24-16	40	1254	200	325	46	14	29	486	180	12	11	15	20	160	175	.259	.388	397	987	68	31	.953	
1974	23-15	38	1355	254	393	72	16	26	575	228	10	18	18	31	203	163	.290	.424	480	1018	87	45	.945	
1975	33-10	43	1422	306	405	75	14	32	604	257	6	21	16	88	226	209	.285	.425	417	1095	61	32	.961	
1976	36-15	51	1802	327	496	79	28	39	748	288	16	27	32	50	267	240	.275	.415	602	1394	68	68	.967	
1977	42-10	52	1776	403	548	99	22	43	820	345	20	24	15	75	307	222	.309	.462	583	1340	66	60	.967	
1978	39-14	53	1699	378	504	93	23	43	772	320	29	12	10	143	294	217	.297	.454	561	1300	84	30	.957	
1979	40-15	55	1906	457	586	104	20	82	976	412	20	22	11	102	293	233	.307	.512	552	1415	104	31	.950	
1980	38-21	59	1996	384	581	104	19	46	861	348	13	17	23	117	287	196	.291	.431	688	1540	106	49	.955	
1981	34-24	58	2098	405	601	129	18	57	937	365	11	28	12	73	290	325	.287	.447	701	1550	107	48	.955	
1982	37-22	59	2133	482	637	129	18	64	994	415	5	22	16	103	334	302	.299	.466	730	1559	101	54	.958	
1983	30-20-1	51	1756	331	505	88	14	44	753	294	11	17	17	92	243	294	.288	.429	613	1320	85	53	.958	
1984	38-17	55	1856	384	539	86	20	48	809	342	15	26	21	78	297	331	.290	.436	673	1425	90	61	.959	
1985	36-30-1	67	2333	469	719	131	25	77	1131	418	15	39	45	114	298	369	.308	.485	777	1704	135	60	.948	
1986	42-21	63	2384	550	771	146	39	80	1235	490	4	32	19	129	323	301	.323	.518	780	1696	113	70	.956	
1987	54-14-1	69	2408	580	770	140	33	66	1174	516	6	38	29	123	318	337	.320	.488	787	1769	96	74	.964	
1988	54-14	68	2398	564	757	160	24	82	1208	477	3	37	41	188	304	325	.316	.504	742	1795	98	65	.963	
1989	50-20	70	2406	503	679	143	26	57	1046	453	14	38	41	163	397	446	.282	.435	702	1875	109	59	.959	
1990	43-23	66	2287	524	696	120	27	75	1095	459	16	37	42	119	310	379	.304	.479	697	1709	99	46	.960	
1991	60 -10	70	2562	698	874	189	33	111	1462	622	23	46	40	94	382	455	.341	.571	790	1847	117	61	.958	
1992	50-14	64	2240	481	687	135	27	35	981	411	27	27	38	131	303	307	.307	.438	717	1701	89	56	.964	
1993	45-20	65	2302	482	719	143	29	54	1082	419	20	41	49	71	258	355	.312	.470	713	1723	113	58	.956	
1994	57-18	75	2639	514	774	145	27	48	1117	441	28	40	67	115	386	394	.293	.423	818	2067	117	60	.961	
1995	54-14	68	2419	570	767	143	31	75	1197	481	35	31	57	88	344	405	.317	.495	751	1830	96	81	.964	
1996	51-17	68	2320	473	682	145	17	64	1050	427	36	37	54	63	364	452	.294	.453	748	1847	95	51	.965	
1997	41-23	64	2310	565	725	141	11	95	1173	509	18	28	59	51	369	426	.314	.508	697	1705	100	56	.960	
1998	43-16	59	2102	529	686	133	16	64	1043	473	36	30	36	82	388	407	.326	.496	703	1589	83	41	.965	
1999	42-27	69	2436	612	746	169	11	72	1153	550	36	31	47	121	463	507	.306	.473	778	1843	100	75	.963	
2000	51-18	69	2387	516	725	141	28	37	1033	458	47	26	65	112	319	432	.304	.433	801	1852	86	62	.969	
2001	41-22	63	2276	486	694	138	11	85	1109	439	38	28	69	97	239	379	.305	.487	719	1691	79	55	.968	
2002	54-17	71	2535	581	821	157	18	112	1350	522	26	23	67	91	322	447	.324	.533	826	1907	82	78	.971	
2003	39-2																							

Yearly Pitching

Year	W-L	Saves	CG	SHO	IP	H	H/9 IP	R	ER	ERA	SO	SO/9 IP	BB	SO/BB
1953	11-6	---	7	3	149.0	93	5.62	79	39	2.36	159	9.60	77	2.06
1954	14-10	---	14	3	207.0	183	7.96	112	67	2.91	178	7.96	83	2.14
1955	7-11	---	9	0	160.0	---	---	---	---	---	113	6.62	75	1.51
1956	4-14	---	8	0	163.0	182	10.05	94	94	5.20	97	5.36	113	0.86
1957	6-12	---	9	1	155.0	157	9.12	91	75	4.35	91	5.28	58	1.57
1958	22-8	---	13	0	265.0	255	8.66	146	109	3.69	223	7.57	130	1.72
1959	24-8	---	9	3	286.2	195	6.12	111	76	2.39	276	8.67	122	2.26
1960	11-10-1	---	4	2	194.0	196	9.14	118	85	3.94	116	5.38	84	1.38
1961	12-11	---	10	1	192.1	187	8.76	134	100	4.68	129	6.04	126	1.02
1962	17-8	---	10	1	215.0	220	9.21	143	111	4.65	140	5.86	123	1.14
1963	15-9	---	5	0	231.1	226	8.79	161	113	4.40	181	7.04	138	1.31
1964	13-13	---	11	1	230.2	222	8.66	144	98	3.82	159	6.20	109	1.46
1965	18-10-2	---	11	4	257.0	220	7.70	125	88	3.08	238	8.33	131	1.82
1966	20-7-2	---	5	2	254.2	216	7.63	142	107	3.78	203	7.17	157	1.29
1967	29-9	---	8	7	335.0	244	6.56	103	78	2.16	268	7.20	135	1.99
1968	27-14	---	15	6	325.1	258	6.34	140	89	2.46	238	6.58	131	1.82
1969	27-12-2	---	14	2	368.0	332	8.12	232	176	4.30	293	7.17	227	1.29
1970	36-12	---	17	5	381.2	297	7.00	161	120	2.83	288	6.79	197	1.46
1971	27-14	---	12	4	356.0	295	7.46	154	117	2.96	307	7.76	142	2.16
1972	19-14	---	12	8	275.2	230	7.51	114	89	2.91	184	6.00	126	1.46
1973	24-16	---	8	6	329.0	262	7.17	167	126	3.45	242	6.62	168	1.44
1974	23-15	---	12	5	339.1	293	7.77	156	111	2.94	183	4.85	166	1.10
1975	33-10	13	14	4	365.0	277	6.83	133	100	2.47	253	6.24	183	1.38
1976	36-15	9	27	7	464.2	401	7.77	213	163	3.16	303	5.87	177	1.71
1977	42-10	13	19	11	446.2	409	8.24	209	166	3.34	309	6.23	210	1.47
1978	39-14	10	20	5	433.1	405	8.41	215	166	3.45	307	6.38	166	1.85
1979	40-15	10	14	5	471.2	437	8.34	255	184	3.51	353	6.74	203	1.74
1980	38-21	12	15	9	513.1	442	7.75	254	197	3.45	340	5.96	219	1.55
1981	34-24	9	15	4	516.2	537	9.35	328	265	4.62	255	4.44	237	1.08
1982	37-22	10	16	5	519.2	530	9.18	281	220	3.81	284	4.92	219	1.30
1983	30-20-1	11	4	5	440.0	387	7.92	223	170	3.48	251	5.13	221	1.14
1984	38-17	9	14	6	475.0	418	7.92	209	158	2.99	289	5.48	192	1.51
1985	36-30-1	10	18	4	567.2	639	10.13	426	329	5.18	337	5.34	317	1.06
1986	42-21	12	6	1	565.1	568	9.04	374	300	4.78	299	4.76	317	0.94
1987	54-14-1	16	17	6	589.2	570	8.67	315	248	3.79	399	6.09	290	1.38
1988	54-14	19	12	3	598.1	545	8.20	307	246	3.70	489	7.36	261	1.87
1989	50-20	17	12	6	625.0	531	7.65	293	224	3.22	626	9.01	297	2.11
1990	43-23	10	11	4	569.0	537	8.49	320	260	4.11	480	7.59	267	1.80
1991	60-10	12	9	4	615.2	577	8.43	313	251	3.67	480	7.01	262	1.83
1992	50-14	14	6	8	567.1	484	7.68	222	180	2.86	463	7.34	221	2.10
1993	45-20	15	4	1	574.1	603	9.45	332	265	4.15	450	7.05	223	2.02
1994	57-18	18	3	3	689.0	649	8.48	346	265	3.46	626	8.18	249	2.51
1995	54-14	17	4	8	610.0	504	7.43	287	219	3.23	591	8.72	242	2.44
1996	51-17	10	12	10	615.2	494	7.22	254	207	3.03	663	9.69	210	3.16
1997	41-23	12	5	1	568.1	701	11.10	475	401	6.35	474	7.51	295	1.61
1998	43-16	12	2	3	531.0	501	8.49	302	252	4.27	465	7.88	222	2.09
1999	42-27	9	1	1	614.1	726	10.64	480	397	5.82	538	7.88	318	1.69
2000	51-18	21	3	6	617.1	618	9.01	323	274	3.99	438	6.39	257	1.70
2001	41-22	10	3	5	563.2	584	9.34	319	259	4.14	482	7.71	212	2.27
2002	54-17	26	1	4	635.2	652	9.23	350	296	4.19	520	7.36	236	2.20
2003	39-22	11	1	5	542.0	567	9.42	325	255	4.23	410	6.81	210	1.95
2004	39-26	15	1	3	580.1	592	9.18	330	283	4.39	525	8.14	221	2.38

Note: **Bolded** figures denote Clemson single-season high.




Bill Parmer's 1.14 ERA in 71.0 innings pitched during 1967 was key to the Tigers' 2.16 ERA.



Tommy Qualters pitched three shutouts in 1977, as Clemson had more shutouts (11) than losses.



Future Major Leaguer Billy Koch had 152 of the Tigers' record 663 strikeouts in the 1996 season.



Paul Harrelson had eight of the Tigers' 26 saves during the 2002 College World Series season.



Team Records

Batting

At-Bats

Inning:	*22	vs. N.C. State, Apr. 6, 1979 (9th)
Game:	*73	vs. Fordham, May 26, 1988 (19 innings)
Both Teams:	135	vs. Fordham, May 26, 1988 (Clemson 70, Fordham 65) (19 innings)
	125	vs. Georgia Southern, Apr. 21, 1996 (Georgia Southern 64, Clemson 61) (18 innings)
Season:	*2,639	1994

Hits

Inning:	12	vs. N.C. State, Apr. 6, 1979 (9th)
	12	vs. Maryland, Mar. 21, 1998 (3rd)
Game:	29	vs. Auburn, May 8, 1982
Both Teams:	48	vs. Auburn, May 8, 1982 (Clemson 29, Auburn 19)
Season:	*874	1991

Doubles

Game:	*10	vs. Coastal Carolina, Feb. 18, 1989
Both Teams:	12	vs. Auburn, May 8, 1982 (Clemson 7, Auburn 5)
Season:	*189	1991

Triples

Game:	*5	vs. Duke, Apr. 6, 1986
Both Teams:	*7	vs. Howard, Apr. 8, 1978 (Clemson 4, Howard 3)
Season:	*39	1986

Home Runs

Inning:	*5	vs. South Carolina, May 8, 1962 (6th)
Game:	8	vs. South Carolina, May 8, 1962
Both Teams:	11	vs. South Carolina, May 8, 1962 (Clemson 8, South Carolina 3)
Season:	112	2002

RBIs

Game:	*37	vs. N.C. State, Apr. 6, 1979
Both Teams:	*52	vs. South Carolina, Apr. 23, 1997 (South Carolina 36, Clemson 16)
Season:	*622	1991

Batting Average

Game:	.522	vs. Georgia Southern, Mar. 12, 2002 (23 H, 44 AB)
Season:	.341	1991 (874 H, 2,562 AB)

Total Bases

Game:	56	vs. South Carolina, May 8, 1962 (12 1B, 6 2B, 8 HR)
Both Teams:	*94	vs. South Carolina, May 8, 1962 (22 1B, 11 2B, 2 3B, 11 HR)
Season:	*1,462	1991

Runs Scored

Inning:	*19	vs. Maryland, Mar. 21, 1998 (3rd)
Game:	*41	vs. N.C. State, Apr. 6, 1979
Both Teams:	*54	vs. South Carolina, Apr. 23, 1997



The 1967 Tigers hold the school record for fewest runs allowed per game (2.71) in a season.

(South Carolina 38, Clemson 16)

Season: *698 1991

Highest Run Margin

Game:	+32	vs. N.C. State, Apr. 6, 1979 (41-9 score)
Season:	+385	1991 (698 Clemson runs, 313 opponent runs)
Per Game:	+5.5	1991

Lowest Run Margin

Game:	-23	vs. Georgia, Apr. 4, 1939 (27-4 score)
Season:	-70	1956 (172 opponent runs, 102 Clemson runs)
Per Game:	-3.5	1956

Stolen Bases

Game:	12	vs. The Citadel, Apr. 21, 1950
Season:	*188	1988
Per Game:	*2.8	1978

Pitching

Innings Pitched

Game:	19	vs. Fordham, May 26, 1988
Season:	*689.0	1994

Fewest Hits Allowed

Game:	0	vs. many (13) (last vs. The Citadel, Mar. 6, 1984)
Season:	93	1953
Per 9 IP:	5.62	1953 (93 H, 149.0 IP)

Fewest Runs Allowed

Game:	0	many times
Season:	79	1953
Per Game:	2.71	1967

Fewest Earned Runs Allowed

Game:	0	many times
Season:	39	1953
Per Game:	2.05	1967

Strikeouts

Game:	21	vs. South Carolina, Apr. 4, 1952
Season:	663	1996
Per 9 IP:	9.69	1996

Fewest Walks

Game:	0	many times
Season:	58	1957
Per 9 IP:	3.07	1996

Fielding

Errors

Game:	12	vs. Georgia, Apr. 6, 1946
Both Teams:	18	vs. Georgia, Apr. 6, 1946
Season:	135	1985

Fielding Percentage

Game:	1.000	many times
Season:	.971	2002 (82 errors, 2,815 chances)

Double Plays

Game:	*6	vs. New Orleans, May 21, 1989
	*6	vs. Georgia, Apr. 5, 1995
Both Teams:	8	vs. North Carolina-Wilmington, Feb. 27, 1988 (Clemson 4, North Carolina-Wilmington 4)
Season:	81	1995

Triple Plays

Game:	1	vs. many (last vs. George Mason, Feb. 26, 1995)
Season:	1	1955, 1971, 1995

Miscellaneous Single-Season Records

Games:	*75	1994
Consecutive Games W/O Being Shutout:	232	Apr. 24, 1984 - May 4, 1986
Wins:	*60	1991
Consecutive Wins:	*26	1977
Winning Percentage:	*.857	1991 (60-10)
Slugging Percentage:	.571	1991 (1,462 TB, 2,562 AB)
Runners Left on Base:	*610	1999
Complete Games:	27	1976
Pitching Shutouts:	*11	1977
ERA:	2.16	1967 (78 ER, 335 IP)
Strikeout-to-Walk Ratio:	3.16:1	1996 (663 K, 210 BB)
Saves:	*26	2002

* - ACC record

Winning Streaks

Rk	WS	First Opponent	Score	Date	Ended By	Score	Date
1.	26	Columbus ⁽¹⁾	12-2	2-26-1977	South Carolina	1-2	3-28-1977
2.	25	Texas-Arlington	18-0	2-18-1995	South Carolina	2-4	3-28-1995
3.	21	Ohio State ⁽²⁾	4-3	3-26-1988	South Carolina	7-11	4-23-1988
4.	17	Eastern Kentucky ⁽¹⁾	7-0	2-16-1992	Maryland	9-10	3-15-1992
5.	15	Charlotte	23-6	2-24-1988	% Brigham Young	2-9	3-15-1992
	15	Maine	7-3	2-23-1996	Duke ⁽¹⁾	4-7	3-16-1996
7.	14	Seton Hall	7-5	3-28-1989	Maryland ⁽¹⁾	4-5	4-16-1989
	14	Winthrop	5-4	3-4-2003	Western Carolina	5-9	3-25-2003
9.	13	Tennessee	6-3	5-9-1991	! Creighton	4-8	6-1-1991
	13	Auburn	7-4	2-22-2002	South Alabama	4-6	3-16-2002
	13	South Alabama	11-3	3-17-2002	N.C. State	0-3	4-6-2002

% - Fresno, CA; ! - College World Series

Season Bests

Batting

Games			
Rk	Player	Year	GP
1.	Seth Brizek	1994	75
	Mike Hampton	1994	75
	Shane Monahan	1994	75
4.	David Miller	1994	71
	Andy Monin	1994	71
	Khalil Greene	2002	71
	Michael Johnson	2002	71
8.	Kyle Frank	2002	70
9.	Steve Baucom	1987	69
	Mike Couture	1989	69
	Henry Threadgill	1989	69
	Eric Macrina	1991	69
	Khalil Greene	1999	69
	Jason Harris	1999	69
	Henri Stanley	1999	69
	Patrick Boyd	2000	69
	Khalil Greene	2000	69
	Casey Stone	2000	69

At-Bats			
Rk	Player	Year	GP
1.	Shane Monahan	1994	75
2.	Chuck Baldwin	1986	63
3.	David Miller	1994	71
4.	Seth Brizek	1994	75
	Mike Hampton	1994	75
6.	Khalil Greene	2002	71
7.	Jerry Brooks	1988	68
	Kyle Frank	2002	70
9.	Henry Threadgill	1989	69
10.	Jeff Baker	2000	68

Hits			
Rk	Player	Year	GP
1.	Shane Monahan	1994	75
2.	Khalil Greene	2002	71
3.	Mike Hampton	1994	75
4.	Chuck Baldwin	1986	63
5.	Jerry Brooks	1988	68
	Shane Monahan	1995	67
7.	Gary Burnham	1997	64
8.	David Miller	1995	68
	Casey Stone	2001	62
10.	Brian Kowitz	1990	66

Multiple-Hit Games			
Rk	Player	Year	GP
1.	Shane Monahan	1994	75
2.	Khalil Greene	2002	71



Jeff Baker is the only Tiger in history to hit at least 20 home runs in two different seasons, as he hit 23 in 2001 and 25 in 2002.

3.	Chuck Baldwin	1986	63	37
4.	Mike Hampton	1994	75	34
	David Miller	1995	68	34
6.	Shane Monahan	1995	68	33
7.	Khalil Greene	1999	69	31
8.	Jerry Brooks	1988	68	30
	Mike Milchin	1988	68	30
	Brian Kowitz	1990	66	30
	Gary Burnham	1997	64	30
	Patrick Boyd	1999	62	30
	Casey Stone	2001	60	30

Singles

Rk	Player	Year	GP	1B
1.	Shane Monahan	1994	75	94
2.	Casey Stone	2000	69	82
	Casey Stone	2001	60	82
4.	Mike Hampton	1994	75	73
	Khalil Greene	2002	71	73
6.	David Miller	1994	71	72
	Eric DeMoura	1997	63	72
8.	Brian Kowitz	1990	66	71
9.	David Miller	1995	68	70
	Kyle Frank	2002	70	70

Doubles

Rk	Player	Year	GP	2B
1.	Khalil Greene	2002	71	33
2.	Kurt Bultmann	1997	60	31
3.	Gary Burnham	1995	66	27
4.	Billy McMillon	1991	65	26
5.	Gary Burnham	1996	68	24
	Khalil Greene	2000	69	24
7.	Chuck Baldwin	1986	63	23
	Kevin Northrup	1992	64	23
	Shane Monahan	1994	75	23
	Gary Burnham	1997	64	23
	Kurt Bultmann	1999	68	23

Triples

Rk	Player	Year	GP	3B
1.	Bill Spiers	1987	64	11
2.	David Miller	1995	68	10
3.	Kevin Northrup	1991	67	9
	Shane Monahan	1994	75	9
5.	Don Russell	1969	46	8
	Dave Caldwell	1976	50	8
	Shawn Satterfield	1992	55	8
8.	Rusty Adkins	1967	38	7
	Shane Monahan	1993	65	7
	Ryan Riley	2000	55	7

Home Runs

Rk	Player	Year	GP	HR
1.	Khalil Greene	2002	71	27
2.	Jeff Baker	2002	68	25
	Michael Johnson	2002	71	25
4.	Eric Macrina	1991	69	24
	Matthew LeCroy	1997	64	24
6.	Jeff Baker	2001	60	23
7.	Jim McCollom	1985	64	21
8.	Keith Williams	1993	65	19
9.	Eric Macrina	1990	53	18
	Michael Johnson	2001	62	18
	Lou Santangelo	2004	64	18

Extra Base Hits

Rk	Player	Year	GP	EBH
1.	Khalil Greene	2002	71	61
2.	Kurt Bultmann	1997	60	48
3.	Michael Johnson	2002	71	45
4.	Jim McCollom	1985	64	44
	Jerry Brooks	1988	68	44
6.	Eric Macrina	1991	69	43
	Shane Monahan	1994	75	43
8.	Keith Williams	1993	65	41
9.	Chuck Baldwin	1986	63	40
	Billy McMillon	1991	65	40
	Gary Burnham	1997	64	40
	Patrick Boyd	1999	62	40



Rusty Adkins (above) held the Tiger record for batting average (.444) in a season (with a minimum of 100 at-bats) for 37 years until Khalil Greene broke the record in 2002.

RBIs			
Rk	Player	Year	GP
1.	Khalil Greene	2002	71
2.	Jeff Baker	2002	68
3.	Eric Macrina	1991	69
4.	Gary Burnham	1997	64
5.	Michael Johnson	2002	71
6.	Jerry Brooks	1988	68
7.	Keith Williams	1993	65
	Matthew LeCroy	1997	64
9.	David Miller	1995	68
10.	Jim Crowley	1991	68

Batting Average				
Rk	Player	Year	AB	Hits
1.	Dude Buchanan	1941	68	33
2.	Khalil Greene	2002	285	134
3.	Homer Coker	1942	52	24
	Homer Coker	1943	52	24
5.	Rusty Adkins	1965	126	56
6.	Johnny Jones	1962	82	36
7.	Hank Sullivan	1943	63	27
8.	Wyman Morris	1953	64	27
9.	Denny Walling	1975	140	59
10.	Shane Monahan	1994	330	137

Note: Min. 50 at-bats.

Slugging Percentage				
Rk	Player	Year	AB	Pct.
1.	Khalil Greene	2002	285	.877
2.	Dude Buchanan	1941	68	.809
3.	Denny Walling	1975	140	.807
4.	Joey Taylor	1962	64	.766
5.	Homer Coker	1943	52	.750
6.	Michael Johnson	2002	263	.749
7.	Jim McCollom	1985	251	.749
8.	Doug Kingsmore	1954	89	.742
9.	Jeff Baker	2001	202	.738
10.	Matthew LeCroy	1997	237	.722

Note: Min. 50 at-bats.

Total Bases			
Rk	Player	Year	GP
1.	Khalil Greene	2002	71
2.	Shane Monahan	1994	75
3.	Michael Johnson	2002	71
4.	Jim McCollom	1985	64
5.	Chuck Baldwin	1986	63
6.	Jerry Brooks	1988	68
	Eric Macrina	1991	69
8.	Jeff Baker	2002	68
9.	Keith Williams	1993	65
	Gary Burnham	1997	64



Season Bests

Runs Scored

Rk	Player	Year	GP	Runs
1.	Shane Monahan	1994	75	97
2.	Bert Heffernan	1988	68	93
	Khalil Greene	2002	71	93
4.	Brian Kowitz	1990	66	87
5.	Henri Stanley	1999	69	85
6.	Mike Hampton	1994	75	84
7.	Gary Burnham	1997	64	83
8.	Shane Monahan	1995	67	82
9.	Jim Crowley	1991	68	79
	David Miller	1995	68	79

Stolen Bases

Rk	Player	Year	GP	SB
1.	Henry Threadgill	1989	69	47
	Kevin Northrup	1992	64	47
3.	Mike Hampton	1994	75	39
4.	Bill Spiers	1986	62	35
5.	Randy Mazey	1988	66	34
	Mike Couture	1989	69	34
	Brian Kowitz	1990	66	34
8.	Mike Couture	1988	62	32
	Henry Threadgill	1988	66	32
10.	Billy Weems	1980	59	30
	Brooks Shumake	1983	50	30

Sacrifice Bunts

Rk	Player	Year	GP	Sac.
1.	Casey Stone	2000	69	14
2.	Steve Pyzik	2001	52	11
3.	Doug Livingston	1995	68	9
	Ryan Riley	2001	62	9
5.	Joe Taylor	1992	54	8
	Kurt Bultmann	1996	63	8
	Doug Roper	1998	58	8
8.	Neil Simons	1978	52	7
	Jason Embler	1996	63	7
	Bradley LeCroy	1999	64	7

Sacrifice Flies

Rk	Player	Year	GP	SF
1.	Keith Williams	1993	65	11
2.	Jim McCollom	1985	64	9
	Matthew LeCroy	1996	67	9
4.	Chuck Baldwin	1986	63	8
	Mike Milchin	1988	66	8
	Jim Crowley	1991	68	8
	Keith Williams	1992	62	8

Hit-By-Pitch

Rk	Player	Year	GP	HBP
1.	Khalil Greene	2001	63	21
2.	Mike Hampton	1994	75	17
	Gary Burnham	1995	66	17
4.	Khalil Greene	2000	69	15
5.	Mike Couture	1988	62	14
6.	Mike Couture	1989	69	12
	Seth Brizek	1994	75	12
	Doug Livingston	1996	58	12
9.	Jeff Baker	2001	58	11
	Ryan Riley	2001	62	11
	Jeff Baker	2002	68	11
	Khalil Greene	2002	71	11

Walks

Rk	Player	Year	GP	BB
1.	Jason Harris	1999	69	64
	Henri Stanley	1999	69	64
3.	Michael Johnson	2003	58	63
4.	Bert Heffernan	1988	68	62
5.	Gary Burnham	1996	68	61
6.	Bert Heffernan	1986	61	55

Mike Couture	1989	69	55
8. Matthew LeCroy	1997	64	53
9. Kevin Northrup	1992	64	51
10. Kurt Seibert	1976	44	50
Brian Ellis	1999	61	50
Michael Johnson	2002	71	50

Most Walks Per At-Bat

Rk	Player	Year	AB/BB	Ratio
1.	Brian Ellis	1998	123/42	1/2.93
2.	Michael Johnson	2003	198/63	1/3.14
3.	Doug Hoffman	1959	105/33	1/3.18
4.	Kurt Seibert	1976	160/50	1/3.20
5.	Steve Nilsson	1978	160/47	1/3.40
6.	Johnny Severs	1971	153/44	1/3.48
7.	Gary Burnham	1996	223/61	1/3.66
8.	Mark Biegert	1987	132/36	1/3.67
9.	Mark Biegert	1985	103/28	1/3.68
10.	Don Russell	1970	130/35	1/3.71

Fewest Strikeouts Per At-Bat

Rk	Player	Year	AB/K	Ratio
1.	Rusty Adkins	1965	126/0	0/126.0
2.	Casey Stone	2001	263/9	1/29.2
3.	Randy Bray	1969	167/6	1/27.8
4.	Neil Simons	1980	274/10	1/27.4
5.	Ellis Dantzler	1966	108/4	1/27.0
6.	Jimmy Key	1980	103/4	1/25.8
7.	Pete Ayoub	1963	102/4	1/25.5
8.	Billy Weems	1980	229/10	1/22.9
9.	Greg Guin	1981	204/9	1/22.7
10.	Elmo Lam	1963	103/5	1/20.6

Pitching

Appearances

Rk	Player	Year	App.
1.	Scott Winchester	1995	33
	Nick Glaser	2000	33
3.	Aaron Jersild	1992	32
4.	Andy Taulbee	1993	30
5.	Josh Cram	2001	28
	Billy Trapp	1980	28
	Scott Winchester	1994	28
8.	Len Bradley	1980	27
	Jerome Santivasci	1989	27
	Jason Dawsey	1993	27
	Michael Holtz	1994	27
	David Shepard	1996	27
	Tyler Lumsden	2002	27

Relief Appearances

Rk	Player	Year	RA
1.	Scott Winchester	1995	33
	Nick Glaser	2000	33
3.	Aaron Jersild	1992	32
4.	Josh Cram	2001	28



Casey Stone holds the single-season record for sacrifice bunts. He successfully laid down 14 as the leadoff batter in the 2000 season.

Hitting for the Cycle

Clemson

Fred Knoebel at South Carolina on May 5, 1950. Walk in 1st, triple in 2nd, single in 4th, home run in 5th, double in 7th, hit-by-pitch in 8th. Clemson won 14-5.

Steve Tucker at Georgia Tech on Apr. 22, 1975. Double in 1st, on by error in 2nd, triple in 4th, home run in 6th, single in 7th, single in 9th. Clemson won 18-3.

Keith Williams at Furman on Apr. 20, 1993. Home run in 1st, double in 3rd, single in 6th, triple in 9th. Clemson won 17-2.

Shane Monahan at Hawaii-Hilo on Mar. 19, 1994. Triple in 1st, single in 2nd, home run in 6th, double in 8th, single in 9th. Clemson won 13-5.

Gary Burnham at Texas-Arlington on Feb. 18, 1995. Double in 1st, triple in 3rd, walk in 5th, strikeout in 6th, homer in 7th, single in 9th. Clemson won 18-0.

Opponents

Dick Steed of Georgia Tech in Atlanta, GA on Apr. 13, 1971. Triple in 1st, double in 2nd, strikeout in 4th, home run in 6th, single in 8th. Georgia Tech won 8-4.

Chris Pittaro of North Carolina in Chapel Hill, NC on Mar. 21, 1981. Double in 1st, single in 2nd, home run in 3rd, triple in 6th, ground out to second base in 7th. North Carolina won 10-7.

Billy Trapp	1980	28
Scott Winchester	1994	28
7. Jerome Santivasci	1989	27
David Shepard	1996	27
9. Scott Winchester	1993	26
Matt Additon	2000	26
Thomas Boozer	2002	26

Starts

Rk	Player	Year	GS
1.	Brian Barnes	1988	19
	Brian Barnes	1989	19
	Jason Dawsey	1995	19
	Kris Benson	1996	19
	Ryan Mottl	2000	19
	Steve Reba	2002	19
7.	Andy Taulbee	1994	18
	Matt Henrie	2002	18
9.	George Stone	1985	17
	Brian Barnes	1987	17
	Tim Parker	1990	17
	Jason Angel	1992	17
	Ryan Mottl	1999	17
	Scott Berney	2000	17
	Steve Reba	2001	17


Complete Games

Rk	Player	Year	CG
1.	Chuck Porter	1976	11
2.	Billy O'Dell	1954	9
	George Stone	1985	9
	Brian Barnes	1989	9
5.	Harold Stowe	1958	8
	Rusty Gerhardt	1970	8
	Ron Musselman	1977	8
8.	Dave Van Volkenburg	1969	7
	Steve Cline	1974	7
	Jeff Gilbert	1981	7
	Jimmy Key	1982	7
	Kris Benson	1996	7

Shutouts

Rk	Player	Year	SHO
1.	Ron Musselman	1976	4
	Kris Benson	1996	4
3.	Billy O'Dell	1954	3
	Lindsay Graham	1972	3
	Chuck Porter	1976	3
	Tommy Qualters	1977	3
	Tim Parker	1990	3

Season Bests



Joe Landrum, Clemson's first All-American in baseball, allowed just 12 earned runs in 104.0 innings in 1946, good for a 1.04 ERA.

Wins		
Rk	Player	Year
1.	Brian Barnes	1989
2.	Harold Stowe	1958
	Jason Angel	1991
	Kris Benson	1996
5.	Brian Barnes	1988
	Matt Henrie	2002
	Steve Reba	2002
8.	Ron Musselman	1977
	Chuck Porter	1977
	Brian Barnes	1987
	Chad Phillips	1993
	Andy Taulbee	1994
	Steve Reba	2001
14.	Rusty Gerhardt	1971
	Scott Miller	1992
	Jason Dawsey	1995
17.	Mike Sullivan	1979
	Andy Taulbee	1993
	Billy Koch	1996
	Ken Vining	1996
	Ryan Mottl	1997
	Ryan Mottl	2000

Winning Percentage			
Rk	Player	Year	Pct.
1.	Chuck Porter	1976	12-0
	Mike Kimbrell	1991	11-0
	Mike Sullivan	1979	10-0
	Jarrod Schmidt	2000	9-0
	Aaron Jersild	1991	8-0
	Mike Holtz	1992	8-0
	Len Bradley	1979	7-0
	Tommy Qualters	1977	6-0
	Kris Harvey	2004	6-0
	Phillip Lowery	1987	5-0
	Doug Marchal	1987	5-0
	Jeff Sauve	1995	5-0
13.	Scott Miller	1992	11-1
14.	Bill Parmer	1967	9-1

Note: Min. five decisions.

Innings Pitched		
Rk	Player	Year
1.	Kris Benson	1996
2.	Brian Barnes	1989
3.	Brian Barnes	1988
4.	Jason Dawsey	1995
5.	George Stone	1985
6.	Harold Stowe	1958
7.	Brian Barnes	1987
8.	Chuck Porter	1976
9.	Ron Musselman	1977
10.	Jimmy Key	1982

ERA				
Rk	Player	Year	IP	ERA
1.	Scott Winchester	1995	45.2	3
2.	Billy O'Dell	1954	91.1	8
3.	Joe Landrum	1946	104.0	12
4.	Scott Clackum	1998	40.2	5
5.	Jay Bevis	1970	40.1	5
6.	Bill Parmer	1967	71.0	9
7.	Brian Snyder	1977	60.1	8
8.	Mike Holtz	1992	57.1	8
9.	Jerome Santivasci	1989	66.0	10
10.	Billy O'Dell	1953	72.1	11

Note: Min. 40 innings pitched.

Strikeouts		
Rk	Player	Year
1.	Brian Barnes	1989
2.	Kris Benson	1996
3.	Billy Koch	1996
4.	Brian Barnes	1988
5.	Ken Vining	1996
6.	Jason Dawsey	1995
7.	Harold Stowe	1958
8.	Harold Stowe	1959
9.	Brian Barnes	1987
10.	Billy O'Dell	1954
	Rusty Gerhardt	1970
	Rusty Gerhardt	1971
	Billy Koch	1995

Strikeouts Per Nine Innings				
Rk	Player	Year	K	IP
1.	Billy O'Dell	1953	108	72.1
2.	Billy O'Dell	1952	81	56.0
3.	Brian Barnes	1989	208	146.0
4.	Billy Koch	1996	152	111.2
5.	Patrick Hogan	2004	60	44.2
6.	Kris Benson	1996	204	156.0
7.	Billy Koch	1995	111	87.0
8.	Mike Milchin	1989	54	42.2
9.	Tony Sipp	2004	59	48.0
10.	Billy O'Dell	1954	111	91.1

Note: Min. 40 innings pitched.

Strikeout-to-Walk Ratio				
Rk	Player	Year	K	BB
1.	Kris Benson	1996	204	27
2.	Joe Landrum	1947	98	18
3.	Phillip Lowery	1987	37	7
4.	Billy O'Dell	1952	81	16
5.	Joe Landrum	1946	97	22
6.	Jerome Santivasci	1989	55	14
7.	Josh Cribb	2004	58	15
8.	Scott Clackum	1998	42	11
9.	Rusty Gerhardt	1971	111	30

10.	Andy Taulbee	1994	103	28	3.68
-----	--------------	------	-----	----	------

Note: Min. 40 innings pitched.

Fewest Hits Per Nine Innings				
Rk	Player	Year	Hits	IP
1.	Billy O'Dell	1953	25	72.1
2.	Jay Bevis	1970	17	40.1
3.	Rusty Gerhardt	1970	47	100.1
4.	Scott Winchester	1995	23	45.2
5.	Scott Clackum	1998	21	40.2
6.	Steve Cline	1973	35	59.1
7.	Brian Snyder	1977	36	60.1
8.	Brian Barnes	1989	89	146.0
9.	Billy O'Dell	1954	56	91.1


Note: Min. 40 innings pitched.

Fewest Walks Per Nine Innings				
Rk	Player	Year	BB	IP
1.	Phillip Lowery	1987	7	53.2
2.	Jimmy Roller	1960	11	71.2
3.	Kris Benson	1996	27	156.0
4.	Patrick Hogan	2002	11	54.2
5.	Thomas Boozer	2002	9	44.0
6.	Jimmy Roller	1959	10	47.1
7.	Jerome Santivasci	1989	14	66.0
8.	Jason Dawsey	1994	21	97.1
9.	Matt Henrie	2002	25	112.2
10.	Lindsay Graham	1973	14	60.2

Note: Min. 40 innings pitched.

Saves		
Rk	Player	Year
1.	Nick Glaser	2000
2.	Scott Winchester	1995
3.	Scott Winchester	1993
	Scott Winchester	1994
	Patrick Hogan	2004
6.	Scott Clackum	1998
7.	Mike Milchin	1988
	Paul Harrelson	2002
9.	Len Bradley	1980
	Aaron Jersild	1992

Batters Faced		
Rk	Player	Year
1.	Kris Benson	1996
2.	Brian Barnes	1989
3.	Brian Barnes	1988
4.	George Stone	1984
5.	Jason Dawsey	1995
6.	Brian Barnes	1987
7.	Andy Taulbee	1994
8.	Jimmy Key	1982
9.	Ron Musselman	1977
10.	Bill Steele	1986



Former Tiger Assistant John Pawlowski (middle right) coached the All-America starting rotation of Billy Koch (left), Ken Vining (middle left), and Kris Benson (right) in 1996. Each pitcher's strikeout total that season still ranks in the top five in Clemson history.



Career Leaders

Batting

Rk	Player	Year(s)	GP
1.	Khalil Greene	1999-02	272
2.	Bert Heffernan	1985-88	259
3.	Kurt Bultmann	1996-99	249
4.	Jim Crowley	1988-91	247
5.	Michael Johnson	2000-03	235
6.	Henri Stanley	1997-00	231
7.	Kyle Frank	1999,01-03	229
8.	Chuck Baldwin	1984-87	228
9.	Jim McCollom	1982-85	226
10.	Casey Stone	1998-01	225

At-Bats

Rk	Player	Year(s)	AB
1.	Khalil Greene	1999-02	1,069
2.	Bert Heffernan	1985-88	993
3.	Kurt Bultmann	1996-99	953
4.	Chuck Baldwin	1984-87	935
5.	Shane Monahan	1993-95	856
6.	Jim McCollom	1982-85	830
7.	Jim Crowley	1988-91	826
8.	Kyle Frank	1999,01-03	818
9.	Robert Bonnette	1976-79	813
10.	Neil Simons	1977-80	805

Hits

Rk	Player	Year(s)	Hits
1.	Khalil Greene	1999-02	403
2.	Shane Monahan	1993-95	337
3.	Bert Heffernan	1985-88	335
4.	Chuck Baldwin	1984-87	311
5.	Kurt Bultmann	1996-99	306
6.	Jim McCollom	1982-85	285
7.	Michael Johnson	2000-03	275
8.	Jim Crowley	1988-91	271
9.	Neil Simons	1977-80	270
	Gary Burnham	1994-97	270

Doubles

Rk	Player	Year(s)	2B
1.	Khalil Greene	1999-02	^95
2.	Kurt Bultmann	1996-99	82
3.	Gary Burnham	1994-97	77
4.	Bert Heffernan	1985-88	63
5.	Chuck Baldwin	1984-87	62
6.	Shane Monahan	1993-95	60
7.	Jim Crowley	1988-91	57
	Patrick Boyd	1998-01	57
9.	Jim McCollom	1982-85	56
10.	Kevin Northrup	1989-92	55
	Billy McMillon	1991-93	55

^ - NCAA record



Future Major Leaguer Bert Heffernan had 335 hits in four seasons (1985-88), ranking third-best in Clemson history.

Triples

Rk	Player	Year(s)	3B
1.	Shane Monahan	1993-95	21
2.	Don Russell	1968-70	18
3.	Rusty Adkins	1965-67	17
	Bill Spiers	1985-87	17
5.	Jeff Miller	1990-93	15
	David Miller	1993-95	15
7.	Ray Mathews	1948-51	14
	Fred Knoebel	1950-52	14
	Johnny Severs	1969-71	14
	Neil Simons	1977-80	14
	Bert Heffernan	1985-88	14

Home Runs

Rk	Player	Year(s)	HR
1.	Jeff Baker	2000-02	59
2.	Michael Johnson	2000-03	58
3.	Matthew LeCroy	1995-97	53
4.	Jim McCollom	1982-85	52
	Khalil Greene	1999-02	52
6.	Eric Macrina	1988-91	51
7.	Jim Crowley	1988-91	43
	Kurt Bultmann	1996-99	43
9.	Joe DeBerry	1989-91	35
	Keith Williams	1991-93	35

RBI

Rk	Player	Year(s)	RBI
1.	Khalil Greene	1999-02	276
2.	Jeff Baker	2000-02	226
3.	Jim McCollom	1982-85	218
4.	Kurt Bultmann	1996-99	214
5.	Michael Johnson	2000-03	213
6.	Gary Burnham	1994-97	209
7.	Matthew LeCroy	1995-97	208
8.	Jim Crowley	1988-91	197
9.	Bert Heffernan	1985-88	195
10.	Eric Macrina	1988-91	192

Batting Average

Rk	Player	Year(s)	Hits-AB	Avg.
1.	Denny Walling	1975	59-140	.421
2.	Dude Buchanan	1939-41	74-184	.402
3.	Shane Monahan	1993-95	337-856	.394
4.	Billy McMillon	1991-93	201-527	.381
5.	Herb Jessen	1942,43	38-100	.380
6.	Rusty Adkins	1965-67	150-396	.379
7.	Khalil Greene	1999-02	403-1069	.377
8.	Ted Corbin	1992	74-199	.372
9.	Tim Teufel	1979,80	134-365	.367
10.	Brad McCann	2003,04	183-504	.363

Note: Min. 100 at-bats.

Slugging Percentage

Rk	Player	Year(s)	AB	TB	Pct.
1.	Denny Walling	1975	140	113	.807
2.	Dave Lynn	1958-60	163	113	.693
3.	Tim Teufel	1979,80	365	244	.668
4.	Dude Buchanan	1939-41	184	121	.658
5.	Michael Johnson	2000-03	800	509	.636
6.	Jim McCollom	1982-85	830	521	.628
7.	Jeff Baker	2000-02	773	484	.626
8.	Shane Monahan	1993-95	856	535	.625
9.	Khalil Greene	1999-02	1,069	668	.625
10.	Eric Macrina	1988-91	647	404	.624

Note: Min. 100 at-bats.

Total Bases

Rk	Player	Year(s)	TB
1.	Khalil Greene	1999-02	668
2.	Shane Monahan	1993-95	535
3.	Kurt Bultmann	1996-99	525
4.	Jim McCollom	1982-85	521
5.	Michael Johnson	2000-03	509
6.	Bert Heffernan	1985-88	507
7.	Jeff Baker	2000-02	484
8.	Chuck Baldwin	1984-87	476
9.	Jim Crowley	1988-91	459
10.	Matthew LeCroy	1995-97	456

Runs Scored

Rk	Player	Year(s)	Runs
1.	Bert Heffernan	1985-88	285
2.	Khalil Greene	1999-02	265
3.	Shane Monahan	1993-95	243
4.	Kurt Bultmann	1996-99	233
5.	Gary Burnham	1994-97	215
6.	Jim McCollom	1982-85	203
7.	Michael Johnson	2000-03	201
8.	Jim Crowley	1988-91	199
9.	Patrick Boyd	1998-01	196
10.	Neil Simons	1977-80	195
	Brian Kowitz	1988-90	195

Stolen Bases

Rk	Player	Year(s)	SB
1.	Henry Threadgill	1986-89	85
	Mike Couture	1987-90	85
3.	Kevin Northrup	1989-92	83
4.	Brian Kowitz	1988-90	76
5.	Brooks Shumake	1982-84	71
6.	Ray Williams	1984-87	69
7.	Billy Weems	1977-80	68
8.	Randy Mazey	1985-88	65
9.	Shane Monahan	1993-95	61
10.	Bill Spiers	1985-87	60

Walks

Rk	Player	Year(s)	BB
1.	Bert Heffernan	1985-88	207
2.	Neil Simons	1977-80	180
3.	Michael Johnson	2000-03	169
4.	Gary Burnham	1994-97	157
5.	Henri Stanley	1997-00	144
6.	Khalil Greene	1999-02	143
7.	Frank Russ	1980-83	139
8.	Brian Ellis	1997-00	138
9.	Patrick Boyd	1998-01	135
10.	Kurt Bultmann	1996-99	133

Fewest Strikeouts Per At-Bat

Rk	Player	Year(s)	AB/K	Ratio
1.	Rusty Adkins	1965-67	396/16	1/24.75
2.	Neil Simons	1977-80	805/43	1/18.72
3.	Billy Weems	1977-80	674/39	1/17.28
4.	Randy Bray	1968-70	457/27	1/16.93
5.	Casey Stone	1998-01	736/46	1/16.00
6.	Joe Taylor	1992,93	394/27	1/14.54
7.	Mike Mahoney	1973-75,81	323/23	1/14.04
8.	Steve Tucker	1973-76	502/37	1/13.57
9.	Dave Buffamoyer	1978,79	287/25	1/11.48
10.	Pat Fitzsimmons	1973-75	366/32	1/11.44

Note: Min. 100 at-bats.

Walks Per At-Bat

Rk	Player	Year(s)	AB/BB	Ratio
1.	Kurt Seibert	1974-76	408/106	1/3.85
2.	Don Russell	1968-70	415/107	1/3.88
3.	Brian Ellis	1997-00	583/138	1/4.22
4.	Johnny Severs	1969-71	373/86	1/4.34
5.	Dave Buffamoyer	1978,79	287/66	1/4.35
6.	Neil Simons	1977-80	805/180	1/4.47
7.	Steve Nilsson	1976-78	507/112	1/4.53
8.	Jason Harris	1998,99	475/104	1/4.57
9.	Henri Stanley	1997-00	666/144	1/4.63
10.	Todd Stefan	1988-91	624/132	1/4.73

Note: Min. 100 at-bats.

Pitching

Appearances

Rk	Player	Year(s)	App.
1.	Matt Addition	1997-00	98
2.	Thomas Boozer	1999-02	88
3.	Scott Winchester	1993-95	87
4.	Patrick Hogan	2001-04	79
5.	Brian Barnes	1986-89	78
	Steve Reba	1999-02	78
	Paul Harrelson	2000-03	78

Career Leaders



Ryan Mottl started a Tiger record 68 games from 1997-00 and totaled 33 career wins.

8. Aaron Jersild	1988-91	75
9. Jeff Sauve	1992-95	73
10. Mike Holtz	1991-94	72
Ryan Mottl	1997-00	72

Starts

Rk	Player	Year(s)	GS
1.	Ryan Mottl	1997-00	68
2.	Brian Barnes	1986-89	65
3.	Rusty Gerhardt	1969-72	55
4.	Kris Benson	1994-96	47
5.	Jimmy Key	1980-82	46
6.	Oliver Whitaker	1984-87	45
	Steve Reba	1999-02	45
8.	Billy Koch	1994-96	44
9.	Alan Botkin	1986-89	43
10.	Jason Dawsey	1993-95	42

Relief Appearances

Rk	Player	Year(s)	RA
1.	Matt Additon	1997-00	93
2.	Scott Winchester	1993-95	87
3.	Thomas Boozer	1999-02	79
4.	Paul Harrelson	2000-03	75
5.	Patrick Hogan	2001-04	71
6.	Jerome Santivasci	1985,87-89	68
7.	Jay Bevis	1969-72	67
	Tim Peele	1988-91	67
9.	Eric Bradford	1990-92	65
10.	Jamie Eggleston	1992-95	58

Complete Games

Rk	Player	Year(s)	CG
1.	Rusty Gerhardt	1969-72	26
2.	Brian Barnes	1986-89	21
3.	Billy O'Dell	1952-54	19
4.	Harold Stowe	1957-59	16
	Dave Van Volkenburg	1969-72	16
	Chuck Porter	1974-76	16
7.	Ron Musselman	1976,77	14
	Mike Brown	1978-80	14
	Jimmy Key	1980-82	14
10.	Tommy Chapman	1963-65	13
	Jeff Gilbert	1981-83	13

Shutouts

Rk	Player	Year(s)	SHO
1.	Ron Musselman	1976,77	6
2.	Billy O'Dell	1952-54	5
	Rusty Gerhardt	1969-72	5

Lindsay Graham	1970-73	5
Mike Brown	1978-80	5
6. Chuck Porter	1974-76	4
Mike Sullivan	1977-79	4
Kris Benson	1994-96	4
9. Dave Van Volkenburg	1969-72	3
Tommy Qualters	1975-78	3
Brian Snyder	1977-79	3
Jeff Gilbert	1981-83	3
John Pawlowski	1983-85	3
Alan Botkin	1986-89	3
Tim Parker	1987-89	3

Wins

Rk	Player	Year(s)	Wins
1.	Brian Barnes	1986-89	44
2.	Rusty Gerhardt	1969-72	34
3.	Ryan Mottl	1997-00	33
	Steve Reba	1999-02	33
5.	Kris Benson	1994-96	29
6.	Andy Taulbee	1992-94	27
7.	Jason Angel	1990-92	25
8.	Harold Stowe	1957-59	24
	Chuck Porter	1974-76	24
10.	Oliver Whitaker	1984-87	23
	Alan Botkin	1986-89	23

Winning Percentage

Rk	Player	Year(s)	W-L	Pct.
1.	Mike Kimbrell	1988-91	17-1	.944
2.	Scott Parrish	1981-84	21-3	.875
3.	Mike Sullivan	1977-79	20-3	.870
4.	Bill Parmer	1965-67	18-3	.857
	Jarrold Schmidt	2000-02	18-3	.857
6.	Chad Phillips	1990-93	17-3	.850
	Ken Vining	1994-96	17-3	.850
8.	Scott Miller	1990-92	19-4	.826
9.	Brian Barnes	1986-89	44-10	.815
10.	Jeff Gilbert	1981-83	21-5	.808

Note: Min. 15 decisions.

Innings Pitched

Rk	Player	Year(s)	IP
1.	Brian Barnes	1986-89	475.1
2.	Ryan Mottl	1997-00	414.1
3.	Rusty Gerhardt	1969-72	384.1
4.	Kris Benson	1994-96	319.2
5.	Steve Reba	1999-02	319.1
6.	Jimmy Key	1980-82	318.2
7.	Jason Dawsey	1993-95	304.1
8.	Oliver Whitaker	1984-87	299.1
9.	Harold Stowe	1957-59	279.1
	Andy Taulbee	1992-94	279.1

ERA

Rk	Player	Year(s)	ERA
1.	Billy O'Dell	1952-54	1.51
2.	Scott Winchester	1993-95	1.70
3.	Steve Cline	1973,74	1.94
4.	Jay Bevis	1969-72	2.13
5.	Harold Stowe	1957-59	2.32
6.	Rusty Gerhardt	1969-72	2.39
7.	Chuck Porter	1974-76	2.43
8.	Bill Parmer	1965-67	2.56
9.	Nelson Gibson	1966-68	2.64
10.	Mike Sullivan	1977-79	2.65

Note: Min. 100 innings pitched.

Strikeouts

Rk	Player	Year(s)	K
1.	Brian Barnes	1986-89	513
2.	Rusty Gerhardt	1969-72	382
3.	Ryan Mottl	1997-00	360
4.	Kris Benson	1994-96	356
5.	Billy Koch	1994-96	338
6.	Billy O'Dell	1952-54	300
7.	Harold Stowe	1957-59	279
8.	Jason Dawsey	1993-95	276
9.	Steve Reba	1999-02	263
10.	Ken Vining	1994-96	258

Strikeouts Per Nine Innings

Rk	Player	Year(s)	K/9 IP
1.	Billy O'Dell	1952-54	12.29
2.	Billy Koch	1994-96	11.00
3.	Ken Vining	1994-96	10.35
4.	Kris Benson	1994-96	10.02
5.	Brian Barnes	1986-89	9.71
6.	Mike Holtz	1991-94	9.22
7.	Damon Vincent	1961-63	9.00
	Charlie Watson	1965-67	9.00

Note: Min. 100 innings pitched.

Strikeout-to-Walk Ratio

Rk	Player	Year(s)	K/BB
1.	Kris Benson	1994-96	4.51
2.	Billy O'Dell	1952-54	3.61
3.	Andy Taulbee	1992-94	3.22
4.	Phillip Lowery	1986-88	3.19
5.	Ken Vining	1994-96	3.19
6.	Jason Dawsey	1993-95	3.17
7.	Jimmy Roller	1959-61	3.00
8.	Larry Meekins	1974,75	2.96
9.	Patrick Hogan	2001-04	2.75
10.	Harold Stowe	1957-59	2.71

Note: Min. 100 innings pitched.

Fewest Hits Per Nine Innings

Rk	Player	Year(s)	H/9 IP
1.	Billy O'Dell	1952-54	5.29
2.	Rusty Gerhardt	1969-72	5.95
3.	Scott Winchester	1993-95	6.03
4.	Jay Bevis	1969-72	6.22
5.	Steve Cline	1973,74	6.41
6.	Charlie Watson	1965-67	6.58
7.	Chuck Porter	1974-76	6.80
8.	Bill Parmer	1965-67	6.82
9.	Billy Koch	1994-96	6.99
10.	Tim Parker	1987-89	7.03

Note: Min. 100 innings pitched.

Fewest Walks Per Nine Innings

Rk	Player	Year(s)	BB/9 IP
1.	Phillip Lowery	1986-88	1.71
2.	Scott Berney	2000	2.12
3.	Jimmy Roller	1959-61	2.13
4.	Kris Benson	1994-96	2.22
5.	George Stone	1984,85	2.31
6.	Andy Taulbee	1992-94	2.35
7.	Jason Dawsey	1993-95	2.57
8.	Tommy Qualters	1975-78	2.62
9.	Matt Henrie	1999,01,02	2.70

Note: Min. 100 innings pitched.

Saves

Rk	Player	Year(s)	Saves
1.	Scott Winchester	1993-95	34
2.	Jay Bevis	1969-72	20
3.	Patrick Hogan	2001-04	18
4.	Nick Glaser	2000,01	16
5.	Dave Woessner	1977-79	14
	Paul Harrelson	2000-03	14
7.	Mike Milchin	1987-89	13
	Scott Clackum	1997,98	13
9.	Len Bradley	1979,80	12
10.	Tommy Qualters	1975-78	9
	Jerome Santivasci	1985,87-89	9

Batters Faced

Rk	Player	Year(s)	BF
1.	Brian Barnes	1986-89	2,052
2.	Ryan Mottl	1997-00	1,851
3.	Rusty Gerhardt	1969-72	1,473
4.	Steve Reba	1999-02	1,395
5.	Oliver Whitaker	1984-87	1,371
6.	Jimmy Key	1980-82	1,349
7.	Kris Benson	1994-96	1,317
8.	Jason Dawsey	1993-95	1,281
9.	Bill Steele	1985-87	1,228
10.	Alan Botkin	1986-89	1,201



Highest Scoring Innings

Clemson • Overall

Rk	Date	Opponent	Inning	Runs
1.	3-21-98	Maryland	3	19
2.	4-7-79	at N.C. State	9	18
3.	4-23-99	Georgia Tech	4	16
4.	3-14-98	Maine ⁽²⁾	6	14
5.	3-30-54	Washington & Lee	3	13
6.	4-2-52	Davidson	4	12
	3-31-74	Duke	4	12
	3-20-78	Duke	5	12
	3-10-87	Marshall	1	12
	2-28-98	North Carolina-Wilmington	3	12
	3-14-98	Maine ⁽¹⁾	5	12
	3-26-02	Coastal Carolina	5	12
	6-02-02	East Carolina	6	12

Clemson • Inning 1

Rk	Date	Opponent	Runs
1.	3-10-87	Marshall	12
2.	3-27-86	Maryland	11
3.	4-18-61	South Carolina	10
	4-8-70	at Belmont Abbey	10
	3-30-02	Maryland	10

Clemson • Inning 2

Rk	Date	Opponent	Runs
1.	5-3-04	Florida State	11
2.	5-22-80	East Tennessee State	10

Clemson • Inning 3

Rk	Date	Opponent	Runs
1.	3-21-98	Maryland	^19
2.	3-30-54	Washington & Lee	13
3.	2-28-98	North Carolina-Wilmington	12
4.	4-7-99	Western Carolina	11

Clemson • Inning 4

Rk	Date	Opponent	Runs
1.	4-23-99	Georgia Tech	16
2.	4-2-52	Davidson	12
	3-31-74	Duke	12
4.	5-3-41	Newberry	10

Clemson • Inning 5

Rk	Date	Opponent	Runs
1.	3-20-78	at Duke	12
	3-14-98	Maine ⁽¹⁾	12
	3-26-02	Coastal Carolina	12
4.	3-6-98	Stetson	11
5.	3-28-69	Buffalo	10
	4-20-84	Maryland*	10
	4-10-89	Western Carolina	10
	3-24-96	Maryland	10
	3-18-97	Coastal Carolina	10
	2-26-00	James Madison	10

* - Durham, NC



Doug Kingsmore scored two runs in Clemson's 13-run third inning against Washington & Lee on March 30, 1954.

Clemson • Inning 6

Rk	Date	Opponent	Runs
1.	3-14-98	Maine ⁽²⁾	14
2.	6-2-02	East Carolina	12
3.	3-2-91	at Nevada-Las Vegas	11
4.	4-17-71	Florida State	10
	4-14-90	N.C. State	10

Clemson • Inning 7

Rk	Date	Opponent	Runs
1.	4-17-51	Furman	11
	4-2-58	The Citadel	11
	4-18-00	Elon	11
4.	3-19-74	at Florida	10
	5-13-82	at Georgia Southern	10

Clemson • Inning 8

Rk	Date	Opponent	Runs
1.	4-1-50	at Presbyterian	11
	3-3-75	West Virginia	11
3.	2-27-80	Georgia	10
	4-23-02	Furman	10

Clemson • Inning 9

Rk	Date	Opponent	Runs
1.	4-7-79	at N.C. State	^18
2.	4-14-95	at N.C. State	11

Opponent • Overall

Rk	Date	Opponent	Inning	Runs
1.	4-28-30	at South Carolina	7	13
2.	4-10-93	at N.C. State	1	12
	4-23-97	at South Carolina	5	12
4.	4-5-97	at Florida State	6	11
5.	4-11-29	Michigan	5	10
	3-31-49	Duke	5	10
	3-20-76	at Georgia Southern	8	10
	4-8-81	at Georgia	5	10
	5-14-94	at Georgia Tech	5	10

Opponent • Inning 1

Rk	Date	Opponent	Runs
1.	4-10-93	at N.C. State	12
2.	3-24-50	Michigan State	8
	4-17-85	Maryland*	8

* - Atlanta, GA

Opponent • Inning 2

Rk	Date	Opponent	Runs
1.	4-7-37	at Erskine	9
2.	5-13-50	The Citadel	8
	6-15-58	Holy Cross*	8
	3-12-72	at Florida State	8

* - Omaha, NE

Opponent • Inning 3

Rk	Date	Opponent	Runs
1.	4-18-49	Wofford	9
	4-24-77	Wake Forest	9
3.	4-12-55	Maryland	8
	5-4-62	at Wake Forest	8
	4-12-90	at South Carolina	8
	4-19-97	at N.C. State	8

Opponent • Inning 4

Rk	Date	Opponent	Runs
1.	5-7-69	at Davidson	9
2.	3-27-54	Ohio State*	8
	2-2-86	at Georgia Southern	8

* - Winter Park, FL

Opponent • Inning 5

Rk	Date	Opponent	Runs
1.	4-23-97	at South Carolina	12
2.	3-31-49	at Duke	10
	4-8-81	at Georgia	10
	5-14-94	at Georgia Tech	10
	5-28-99	Southwest Missouri State*	10

* - Fayetteville, AR

Opponent • Inning 6

Rk	Date	Opponent	Runs
1.	4-5-97	at Florida State	11
2.	4-11-29	Michigan	10
3.	4-7-52	Wake Forest	9
4.	3-28-85	at Virginia	8

Opponent • Inning 7

Rk	Date	Opponent	Runs
1.	4-28-30	at South Carolina	13
2.	4-12-55	Maryland	8
	3-28-66	Ohio	8
	3-19-76	at Jacksonville	8
	4-29-83	at Western Carolina	8
	4-24-85	at Georgia	8
	6-2-01	at Miami (FL)	8

Opponent • Inning 8

Rk	Date	Opponent	Runs
1.	3-20-76	at Georgia Southern	10
2.	4-4-49	Georgia	9
	5-8-95	at Georgia Southern	9
4.	5-23-66	at Florida State	8
	4-9-69	at Georgia	8
	3-25-97	at Western Carolina	8
	3-5-99	Liberty	8

Opponent • Inning 9

Rk	Date	Opponent	Runs
1.	4-19-49	Presbyterian	9

^ - NCAA record



Pete Peltz hit two singles, stole a base, and scored two runs in Clemson's 12-run fifth inning against Duke on March 20, 1978.



Russell Triplett singled, tripled, and scored two runs in the Tigers' 10-run eighth inning against Furman on April 23, 2002.

Clemson in the Polls

1987				1991				1995				2001				2004			
Date	BA	CB		Date	BA	CB		Date	BA	CB	SW	Date	BA	CB	SW	Date	BA	CB	SW
Pre	---	---		Pre	---	22		Pre	5	4	5	5-18	18	18	14	2-17	18	17	12
2-16	14	---		2-12	---	22		2-13	5	4	5	5-25	21	23	NP	2-24	19	19	18
2-23	13	---		2-19	---	22		2-20	9	8	7	Final	21	23	19	3-3	19	19	18
3-2	13	---		2-26	---	22		2-27	8	8	7	1999				3-10	19	19	18
3-9	13	20		3-5	18	22		3-6	6	6	4	Date	BA	CB	SW	3-17	17	14	16
3-16	10	8		3-12	16	23		3-13	4	5	4	Pre	14	20	16	2-19	14	10	10
3-23	10	7		3-19	15	14		3-20	2	2	2	2-8	14	22	NP	2-26	14	13	13
3-30	8	8		3-26	14	16		3-27	1	1	1	2-15	11	20	13	3-5	14	13	15
4-6	8	10		4-2	13	13		4-3	3	3	4	2-22	12	20	14	3-12	14	10	14
4-13	9	6		4-9	11	10		4-10	2	2	3	3-1	19	---	22	3-19	14	10	11
4-20	9	7		4-16	11	11		4-17	2	2	2	3-8	---	---	---	3-26	13	14	12
4-27	11	12		4-23	6	8		4-24	5	4	6	3-15	---	---	---	4-2	11	8	12
5-4	9	11		4-30	5	6		5-1	3	4	3	3-22	---	---	---	4-9	17	17	18
5-11	9	9		5-6	5	5		5-8	3	4	3	3-29	---	---	---	4-16	12	13	18
5-18	10	13		5-13	4	5		5-15	5	7	5	4-5	---	---	---	4-23	12	12	15
5-26	10	10		5-20	4	4		5-22	4	5	6	4-12	---	---	---	4-30	17	14	16
Final	10	10		5-27	4	3		5-29	4	4	5	4-19	---	---	---	5-7	17	13	16
1988				1992				1996				2000				2002			
Date	BA	CB		Date	BA	CB		Date	BA	CB	SW	Date	BA	CB	SW	Date	BA	CB	SW
Pre	---	---		Pre	18	24		Pre	7	21	8	Pre	24	11	15	Pre	2	6	5
2-21	---	---		2-17	18	24		2-13	7	21	NP	2-7	19	NP	NP	2-11	2	4	4
3-1	---	---		2-24	16	22		2-20	11	22	19	2-14	19	11	18	2-18	3	4	4
3-8	23	17		3-2	14	18		2-27	10	18	15	2-21	17	9	13	2-25	2	3	3
3-15	19	9		3-9	10	9		3-5	5	9	8	2-28	15	8	12	3-4	2	3	3
3-22	20	17		3-16	10	6		3-12	5	5	6	3-6	16	8	10	3-11	2	2	2
3-29	20	20		3-23	8	7		3-19	6	10	9	3-13	10	4	7	3-18	2	2	2
4-5	16	17		3-30	5	4		3-26	7	9	7	2-21	17	9	13	3-25	2	1	1
4-12	12	13		4-7	4	3		4-2	9	9	8	2-28	15	8	12	4-1	1	1	1
4-19	12	10		4-14	3	2		4-9	9	9	7	3-6	16	8	10	4-8	1	1	1
4-26	11	7		4-21	3	2		4-16	4	8	4	3-13	10	4	7	4-15	1	1	1
5-3	11	6		4-28	4	3		4-23	7	12	8	3-20	7	1	5	4-22	1	1	1
5-10	10	7		5-5	4	4		4-30	11	16	9	3-27	4	1	4	4-29	1	1	1
5-17	14	13		5-12	4	3		5-7	6	10	8	4-3	9	8	7	5-6	1	1	1
5-24	14	8		5-19	5	6		5-14	5	8	5	4-10	7	6	6	5-13	1	1	1
Final	15	21		5-26	7	10		5-21	8	10	9	4-17	9	7	6	5-20	6	6	5
1989				1993				1997				2002				2003			
Date	BA	CB		Date	BA	CB	SW	Date	BA	CB	SW	Date	BA	CB	SW	Date	BA	CB	SW
Pre	13	15		Pre	19	21	20	Pre	22	17	18	5-1	8	9	8	5-27	5	7	4
2-13	14	16		2-8	20	21	20	2-10	22	17	NP	5-8	6	8	6	6-3	5	5	NP
2-20	13	16		2-22	22	---	22	2-17	22	17	13	5-15	7	6	7	6-10	4	4	NP
2-27	15	21		3-1	20	25	22	2-24	19	10	11	5-22	9	8	8	Final	3	3	3
3-6	13	19		3-8	24	---	18	3-3	21	12	13	5-29	7	5	NP	Date	BA	CB	SW
3-13	14	14		3-15	24	---	16	3-10	13	12	12	6-5	3	3	NP	Pre	19	18	15
3-20	13	14		3-22	---	---	19	3-17	11	10	10	Final	7	6	5	2-3	NP	18	NP
3-27	14	11		3-29	---	---	22	3-24	16	15	13	2-10	19	18	14	3-1	NP	18	NP
4-3	11	10		4-5	---	---	18	3-31	17	18	13					2-17	18	17	12
4-10	8	7		4-12	---	---	16	4-7	---	25	15					2-24	19	19	18
4-17	12	9		4-19	---	---	17	4-14	---	---	17					3-10	19	19	18
4-24	16	15		4-26	---	---	22	4-21	---	---	22					3-17	17	14	16
5-1	18	---		5-3	---	---	19	4-28	---	---	23					3-24	14	10	13
5-8	18	24		5-10	22	---	15	5-5	---	---	21					3-31	20	15	17
5-15	25	---		5-17	22	25	12	5-12	---	---	20					4-7	18	13	14
5-22	19	16		5-24	16	22	11	5-19	---	25	22					4-14	19	15	15
Final	14	14		Final	17	17	16	5-26	---	---	NP					4-21	---	23	20
1990				1994				1998				2003				2005			
Date	BA	CB		Date	BA	CB	SW	Date	BA	CB	SW	Date	BA	CB	SW	Date	BA	CB	SW
Pre	20	20		Pre	---	25	NP	Pre	---	16	22	Pre	19	18	15	Pre	---	21	23
2-13	20	18		2-14	---	NP		2-9	23	16	NP	2-3	NP	18	NP	2-9	11	17	14
2-20	20	18		2-21	---	NP		2-16	23	16	16	2-11	2	4	4	2-16	11	17	14
2-27	18	16		2-28	---	NP		2-23	21	14	13	2-18	3	4	4	2-23	11	17	11
3-6	18	16		3-7	---	NP		3-2	16	10	10	2-25	2	3	3	3-1	18	---	25
3-13	18	14		3-14	---	NP		3-9	12	5	7	3-11	2	3	3	3-8	25	---	---
3-20	17	12		3-21	---	NP		3-16	10	5	6	3-18	2	2	2	3-15	---	---	---
3-27	25	19		3-28	15	14	7	3-23	8	4	4	3-25	2	1	1	3-22	---	---	---
4-3	---	---		4-4	13	12	7	3-30	7	5	4	4-1	1	1	1	3-29	---	---	---
4-10	---	---		4-11	8	7	5	4-6	7	5	3	4-8	1	1	1	4-5	---	23	---
4-17	---	---		4-18	8	6	4	4-13	9	8	7	4-15	1	1	1	4-12	---	---	---
4-24	---	---		4-25	9	4	5	4-20	8	7	4	4-19	---	---	---	4-19	---	17	---
5-1	22	18		5-2	6	1	2	4-27	7	7	3	4-26	22	11	25	4-26	22	11	25
5-8	---	23		5-9	3	1	1	5-4	8	10	5	5-3	---	---	---	5-3	---	13	---
5-15	---	23		5-16	1	1	1	5-11	13	18	9	5-10	---	---	---	5-10	---	20	---
5-22	---	---		5-23	1	1	1	5-19	---	25	22	5-17	---	---	---	5-17	---	---	---
5-29	---	---		5-31	4	9	NP	5-26	---	---	NP	5-24	---	---	---	5-24	---	22	---
Final	---	---		Final	4	9	9	Final	---	---	24	Final	3	3	3	6-7	---	---	NP
																BA - Baseball America; CB - Collegiate Baseball; SW - Sports Weekly; NP - no poll			

Hitting Streaks

Rk	Player	G	Avg	AB	R	H	RBI	Streak Start	Streak End
1.	Rusty Adkins	41	.438	169	49	74	28	4-10-1965	to 5-17-1966
2.	Brian Kowitz	37	.430	142	45	61	43	5-27-1989	to 4-10-1990
3.	Khalil Greene	34	.519	135	48	70	48	4-16-2002	to 6-14-2002
4.	Chuck Baldwin	24	.436	101	31	44	30	4-17-1987	to 5-21-1987
5.	Mike Milchin	22	.371	89	14	33	19	4-17-1988	to 5-26-1988
	Tim Rigby	22	.380	97	26	37	27	4-11-1990	to 5-19-1990
	Shane Monahan	22	.534	88	35	47	31	5-28-1994	to 3-19-1995
	Jerome Robinson	22	.425	80	17	34	23	3-8-1996	to 4-7-1996
	Matthew LeCroy	22	.420	81	19	34	26	5-25-1996	to 3-8-1997
	David Slevin	22	.371	97	16	36	20	4-20-2003	to 5-31-2003
	Brad McCann	22	.410	100	17	41	21	4-25-2003	to 2-28-2004
12.	Jeff Miller	21	.353	85	21	30	19	5-9-1991	to 2-29-1992
13.	Jerry Brooks	20	.341	82	22	28	20	3-24-1988	to 5-19-1988
	Khalil Greene	20	.458	83	20	38	25	4-21-2000	to 5-26-2000
	Michael Johnson	20	.436	78	23	34	34	3-1-2002	to 3-30-2002
16.	Billy McMillon	19	.394	71	18	28	9	3-6-1993	to 4-11-1993
	David Miller	19	.447	76	26	34	23	2-17-1995	to 3-17-1995
	Kris Harvey	19	.400	75	13	30	12	5-5-2004	to 6-5-2004
19.	Tommy Thompson	18	.397	73	14	29	18	3-12-1985	to 4-2-1985
	Jim Crowley	18	.423	71	24	30	23	4-10-1991	to 5-8-1991
	Kevin Northrup	18	.500	72	21	36	22	4-4-1992	to 5-2-1992
	Gary Burnham	18	.481	77	26	37	28	4-13-1997	to 5-14-1997


Hitting Streaks

Rk	Player	G	Avg	AB	R	H	RBI	Streak Start	Streak End
1.	Rusty Adkins	41	.438	169	49	74	28	4-10-1965 to	5-17-1966
2.	Brian Kowitz	37	.430	142	45	61	43	5-27-1989 to	4-10-1990
3.	Khalil Greene	34	.519	135	48	70	48	4-16-2002 to	6-14-2002
4.	Chuck Baldwin	24	.436	101	31	44	30	4-17-1987 to	5-21-1987
5.	Mike Milchin	22	.371	89	14	33	19	4-17-1988 to	5-26-1988
	Tim Rigsby	22	.380	97	26	37	27	4-11-1990 to	5-19-1990
	Shane Monahan	22	.534	88	35	47	31	5-28-1994 to	3-19-1995
	Jerome Robinson	22	.425	80	17	34	23	3-8-1996 to	4-7-1996

Yearly Leaders




Roy Coker



Tony Masone



Matt Padgett



Chuck Baldwin



Buddy Nixon



Jerome Robinson

Batting

At-Bats

Year	Player, Pos.	AB
1939	Ed Irick, 3b	67
1940	Francis Coakley, of	64
1941	Dude Buchanan, 1b	68
1942	Herb Jessen, 1b	71
1943	Frank Gillespie, 1b	61
1944	No Team	
1945	Bull Cagle, of	49
1946	Dewey Quinn, 3b	85
1947	Homer Coker, of	122
1948	Ken Culberson, ss	120
1949	Ken Culberson, ss	110
1950	Ken Culberson, ss	137
1951	Dick Hendley, c	93
1952	Roy Coker, 2b	87
1953	Roy Coker, 2b	73
1954	Roy Coker, 2b	105
1955	Lonnie Shealy, 2b	70
1956	Bill Barnett, of	76
1957	Butch Coker, c	74
1958	Bud Spiers, ss	130
1959	Ty Cline, of/p	135
1960	Ty Cline, of	89
	Dave Lynn, c	89
1961	Elmo Lam, ss	91
1962	Elmo Lam, ss	107
1963	Elmo Lam, ss	103
1964	Bud Marsella, 2b	117
1965	Rusty Adkins, of	*126
1966	Rusty Adkins, 2b	121
1967	Rusty Adkins, 2b	*149
1968	Randy Bray, ss	*146
1969	Randy Bray, ss	*167
1970	Randy Bray, ss	144
1971	Calvin Weeks, ss	*160
1972	Kenny Bagwell, 2b	135
1973	Richard Haynes, 2b	*138
1974	Mike Pulaski, of	*158
1975	Kurt Seibert, ss	*153
1976	Robert Bonnette, 3b	*207
1977	Robert Bonnette, ss	*216
1978	Tony Masone, of	186
1979	Tony Masone, of	*224
1980	Billy Weems, of	229
1981	Mike Mahoney, of	*222
1982	Frank Russ, 2b	*237
1983	Bob Paulling, 1b	199
1984	Brooks Shumake, of	218
1985	Chuck Baldwin, ss	*252
1986	Chuck Baldwin, 1b	*289
1987	Steve Baucom, 3b	*268
1988	Jerry Brooks, 3b	*284
1989	Henry Threadgill, 2b	*283
1990	Brian Kowitz, of	253
1991	Eric Macrina, dh	260
1992	Kevin Northrup, of	249
1993	Keith Williams, of	255
1994	Shane Monahan, of	*330
1995	Shane Monahan, of	*273
1996	Paul Galloway, 3b	252
1997	Jason Embler, 1b	*269
1998	Patrick Boyd, of	241

1999	Khalil Greene, 3b	274
2000	Jeff Baker, ss	275
2001	Casey Stone, of	274
2002	Khalil Greene, ss	285
2003	Brad McCann, 3b	251
2004	Brad McCann, 3b	253
	Lou Santangelo, c	253

Hits

Year	Player, Pos.	H
1939	Ed Irick, 3b	24
1940	Francis Coakley, of	25
1941	Dude Buchanan, 1b	33
1942	Homer Coker, of	24
1943	Homer Coker, of	24
1944	No Team	
1945	J.A. Timmerman, ss	11
	H.H. Tyler, 2b	11
1946	Dewey Quinn, 3b	31
1947	Dewey Quinn, of	38
1948	Jimmy Jones, 1b	37
1949	Ken Culberson, ss	39
1950	Doug Angley, of	51
1951	Ray Mathews, of	33
1952	Fred Knoebel, of	30
1953	Wyman Morris, 3b	27
1954	Roy Coker, 2b	33
	Doug Kingsmore, of	33
1955	Lonnie Shealy, 2b	25
1956	Don Shealy, of/p	23
1957	Butch Coker, c	20
	Don Shealy, of/p	20
1958	Bud Spiers, ss	42
1959	Ty Cline, of/p	44
1960	Dave Lynn, c	32
1961	Pete Ayoub, 2b	29
	Elmo Lam, ss	29
1962	Johnny Jones, of	36
1963	Johnny Jones, of	33
1964	Ben Marsella, 2b	33
1965	Rusty Adkins, of	*56
1966	Rusty Adkins, 2b	44
1967	Rusty Adkins, 2b	*50
1968	Randy Bray, ss	*48
1969	Calvin Weeks, 2b/of	*57
1970	Randy Bray, ss	41
1971	Craig White, of	*49
1972	Kenny Bagwell, 2b	40
1973	Craig White, of	*44
1974	Mike Pulaski, of	*48
1975	Denny Walling, of	*59
1976	Steve Tucker, of	*69
1977	Neil Simons, of	*74
1978	Tony Masone, of	61
1979	Tony Masone, of	74
1980	Billy Weems, of	75
1981	Greg Guin, 1b	*79
1982	Mark Davidson, of	*75
1983	Bob Paulling, 1b	*81
1984	Jim McCollom, dh	71
1985	Jim McCollom, 1b	*98
1986	Chuck Baldwin, 1b	*107
1987	Steve Baucom, 3b	93
1988	Jerry Brooks, 3b	*106
1989	Henry Threadgill, 2b	*93

1990	Brian Kowitz, of	*102
1991	Jim Crowley, 2b	*98
1992	Kevin Northrup, of	*95
1993	Shane Monahan, 1b	*94
1994	Shane Monahan, of	*137
1995	Shane Monahan, of	*106
1996	Jason Embler, 1b	85
1997	Gary Burnham, of	104
1998	Matt Padgett, of	88
1999	Khalil Greene, 3b	98
2000	Khalil Greene, 3b	98
2001	Casey Stone, of	103
2002	Khalil Greene, ss	*134
2003	Brad McCann, 3b	87
2004	Brad McCann, 3b	96

Doubles

Year	Player, Pos.	2B
1939	Ed Irick, 3b	6
1940	Francis Coakley, of	4
1941	Dude Buchanan, 1b	5
1942	Bob Berry, ss	4
	Homer Coker, of	4
1943	Homer Coker, of	4
	Jay Good, 3b	4
1944	No Team	
1945	Bull Cagle, of	3
1946	Dewey Quinn, of	6
1947	Frank Gillespie, 1b	7
	Dewey Quinn, of	7
1948	Jimmy Jones, 1b	7
1949	Luke Deanhardt, 1b	8
1950	Doug Angley, of	9
1951	Gauge Aughtry, 2b	8
1952	Jim Evans, ss	8
1953	Wyman Morris, 3b	9
1954	Roy Coker, 2b	5
1955	Roger Gaines, of	6
1956	Bill Barnett, of	5
1957	Don Shealy, of/p	5
1958	Larry Bagwell, 3b	*8
	Fred DeBerry, 1b	*8
1959	Ty Cline, of/p	*7
1960	Toby Bradshaw, 2b	7
1961	Elmo Lam, ss	6
1962	Gene Harbeson, c	7
1963	Pete Ayoub, 2b	8
1964	Buddy Nixon, 1b	7
1965	Rusty Adkins, of	10
	Tony Jackson, 2b	10
1966	Jack McCall, ss	*12
1967	Ron Zupa, 1b	10
1968	Randy Bray, ss	*8
1969	Randy Bray, ss	9
	Craig White, of	9
1970	Calvin Weeks, ss	7
1971	Craig White, of	*11
1972	Kenny Bagwell, 2b	9
1973	Craig White, of	*10
1974	Smiley Sanders, of	11
1975	Steve Tucker, of	*11
1976	Steve Tucker, of	*16
1977	Bill Foley, c	*14
	Robert Bonnette, ss	*14
1978	Tony Masone, of	*18

1979	Robert Bonnette, 3b	14
	Tim Teufel, 2b	14
1980	Tim Teufel, 2b	16
1981	Craig Roberson, 3b	*20
1982	Jimmy Key, p/of	*21
1983	Jim McCollom, c	15
1984	Brooks Shumake, of	14
1985	Jim McCollom, 1b	*19
1986	Chuck Baldwin, 1b	*23
1987	Steve Baucom, 3b	21
1988	Jerry Brooks, 3b	21
	Randy Mazey, of	21
1989	Mike Milchin, 1b	19
1990	Brian Kowitz, of	*22
1991	Billy McMillon, of	26
1992	Kevin Northrup, of	23
1993	Billy McMillon, of	*21
1994	Shane Monahan, of	23
1995	Gary Burnham, of	*27
1996	Gary Burnham, of	24
1997	Kurt Bultmann, ss	*31
1998	Jason Harris, 1b	20
1999	Kurt Bultmann, 2b	23
2000	Khalil Greene, 3b	24
2001	Khalil Greene, ss	18
2002	Khalil Greene, ss	*33
2003	Brad McCann, 3b	21
2004	Brad McCann, 3b	20

Triples

Year	Player, Pos.	3B
1939	Frank Horton, 2b	3
1940	Joe Blalock, of	3
	Dude Buchanan, 1b	3
1941	Dude Buchanan, 1b	4
1942	Don Belk, of	3
1943	Leo Fisher, 2b	2
	J.C. Herring, of	2
1944	No Team	
1945	Bull Cagle, of	1
	H.N. Lindsay, c/of	1
	H.H. Tyler, 2b	1
1946	Dewey Quinn, 3b	5
1947	Homer Coker, of	2
	Frank Gillespie, 1b	2
	Dewey Quinn, of	2
1948	Luke Deanhardt, 1b	3
	Gene Moore, c	3
1949	Gene Aughtry, 2b	2
	Tom Castles, of	2
	H.S. Joyce, p	2
	Gene Moore, c	2
1950	Doug Angley, of	4
1951	Dick Hendley, c	3
	Fred Knoebel, of	3
1952	Roy Coker, 2b	1
	Roger Gaines, of	1
	Fred Knoebel, of	1
	Joe Murray, 1b	1
	Billy O'Dell, p	1
1953	Roy Coker, 2b	2
	Wyman Morris, 3b	2
1954	Roy Coker, 2b	4
1955	Bill Barnett, of	3
1956	Bill Barnett, of	3

1957	Carol Brown, of	1
	Butch Coker, c	1
	Doug Hoffman, of	1
	Don Shealy, of/p	1
	Larry Wilson, 1b	1
1958	Bud Spiers, ss	3
1959	Doug Hoffman, of	*5
1960	Ty Cline, of	*5
1961	Elmo Lam, ss	3
1962	Johnny Jones, of	2
	Buddy Nixon, 1b	2
1963	Dave Ellis, 3b	*4
1964	Buddy Nixon, 1b	*4
1965	Rusty Adkins, of	4
	George Sutton, of	4
1966	Rusty Adkins, 2b	*6
1967	Rusty Adkins, 2b	*7
1968	Don Russell, 3b	*5
	Keith Waters, of	*5
1969	Don Russell, 3b	*8
1970	Eddie Dixon, 1b	*5
	Don Russell, 3b	*5
	Johnny Severs, of	*5
	Craig White, of	*5
1971	Johnny Severs, of	*6
	Dave Van Volkenburg, 1b/p	*6
1972	Dave Van Volkenburg, 1b/p	*3
1973	Craig White, of	*3
1974	Lin Hamilton, c	*4
1975	Dave Caldwell, of	*4
1976	Dave Caldwell, of	*8
1977	Neil Simons, of	*6
1978	Tony Masone, of	4
	Billy Weems, of	4
1979	Dave Buffamoyer, c	4
1980	Neil Simons, of	4
	Billy Weems, of	4
1981	Scott Powers, ss	4
1982	Ricky Hester, of	*5
1983	Dave Lemaster, of	4
	Jim McCollom, c	4
1984	Scott Powers, ss	4
1985	Jim McCollom, 1b	4
	Steve Williams, c	4
1986	Steve Baucom, 3b	6
1987	Bill Spiers, ss	*11
1988	Bert Heffernan, c	6
1989	Henry Threadgill, 2b	*6
1990	Brian Kowitz, of	*6
	Jeff Miller, inf	*6
1991	Kevin Northrup, of	*9
1992	Shawn Satterfield, of	*8
1993	Shane Monahan, 1b	7
1994	Shane Monahan, of	9
1995	David Miller, 1b	*10
1996	Jerome Robinson, of	6
1997	Nathan Broome, of	2
	Gary Burnham, of	2
	Brian Holstad, 2b	2
	Henri Stanley, of	2
1998	Jason Harris, 1b	2
	Peter Nystrom, of	2
	Doug Roper, ss	2
	Justin Singleton, 3b	2
1999	Kurt Bultmann, 2b	2

Yearly Leaders



George Brodie



Craig White



Joe DeBerry



Jason Emblar



Jimmy Key




Michael Johnson

Henri Stanley, of	2	1975 Denny Walling, of	*13	1961 Dave Lynn, c	21	1953 Wyman Morris, 3b	.422	1949 Frank Gillespie, 3b	.641
2000 Ryan Riley, 2b	*7	1976 Dave Caldwell, of	*9	1962 Buddy Nixon, 1b	30	1954 Doug Kingsmore, of	.371	1950 Doug Angley, of	.597
2001 Jeff Baker, 3b	2	Bill Foley, c	*9	1963 Johnny Jones, of	22	1955 Lonnie Shealy, 2b	.357	1951 Ray Mathews, of	.591
Chad Coder, of	2	1977 Bill Foley, c	*14	1964 Ben Marsella, 2b	29	1956 Don Shealy, of/p	.333	1952 Fred Knoebel, of	.720
Casey Stone, of	2	1978 Bill Schroeder, c	10	1965 Rusty Adkins, of	25	1957 Don Shealy, of/p	.313	1953 Wyman Morris, 3b	.703
2002 L.J. DeMaino, of	5	1979 Tony Masone, of	13	1966 George Sutton, of	*39	1958 Bailey Hendley, of/p	.333	1954 Doug Kingsmore, of	.742
2003 Herman Demmink, 2b	1	Neil Simons, of	13	1967 Rusty Adkins, 2b	*24	1959 Ty Cline, of/p	.326	1955 Bill Barnett, of	.581
Garrick Evans, of	1	Tim Teufel, 2b	13	1968 Randy Bray, ss	23	1960 Bailey Hendley, of/p	.364	1956 Bill Barnett, of	.579
Ryan Hub, of	1	1980 Tim Teufel, 2b	*11	1969 Craig White, of	*40	1961 Pete Ayoub, 2b	.349	1957 Don Shealy, of/p	.422
Brad McCann, 3b	1	1981 Craig Roberson, 3b	12	1970 Craig White, of	28	1962 Johnny Jones, of	.439	1958 Bud Spiers, ss	.500
Steve Pyzik, c	1	1982 Jim McCollom, of/1b	11	1971 Craig White, of	28	1963 Mike Bohonak, of	.349	1959 Doug Hoffman, of	.552
2004 Tony Sipp, of	4	1983 Bob Paulling, 1b	10	1972 Smiley Sanders, of	21	1964 Stan Ayers, c	.316	1960 Dave Lynn, c	.708
		1984 Jim McCollom, dh	11	1973 Craig White, of	*31	1965 Rusty Adkins, of	*.444	1961 Dave Lynn, c	.639
		1985 Jim McCollom, 1b	21	1974 Smiley Sanders, of	*30	1966 Ellis Dantzier, 1b	.380	1962 Joey Taylor, of	.766
		1986 Chuck Baldwin, 1b	16	1975 Denny Walling, of	*40	1967 Garry Helms, ss	.372	1963 Johnny Jones, of	.570
		Ray Williams, of	16	1976 Dave Caldwell, of	*49	1968 Randy Bray, ss	.329	1964 George Sutton, of	.576
		1987 Chuck Baldwin, 1b	9	1977 Robert Bonnette, ss	*51	1969 Calvin Weeks, 2b/of	.354	1965 Jack McCall, ss	.670
		Steve Baucom, 3b	9	Bill Foley, c	*51	1970 Randy Bray, ss	.285	1966 George Sutton, of	.632
		Mike Milchin, 1b	9	1978 Tony Masone, of	*49	1971 Craig White, of	.380	1967 Rusty Adkins, 2b	.597
		1988 Mike Couture, 1b	17	1979 Tony Masone, of	*61	1972 Lin Hamilton, c	.318	1968 Randy Bray, ss	.466
		1989 Mike Couture, c	10	1980 Tim Teufel, 2b	*66	1973 Craig White, of	.336	1969 Craig White, of	.571
		Jim Crowley, 3b	10	1981 Craig Roberson, 3b	57	1974 Lin Hamilton, c	.346	1970 Craig White, of	.538
		1990 Eric Macrina, dh	18	1982 Mark Davidson, of	50	1975 Denny Walling, of	*.421	1971 Craig White, of	.574
		1991 Eric Macrina, dh	*24	1983 Bob Paulling, 1b	55	1976 Steve Tucker, of	.350	1972 Richard Haynes, 2b	.505
		1992 Keith Williams, of	13	1984 Jim McCollom, dh	54	1977 Neil Simons, of	.376	1973 Craig White, of	.641
		1993 Keith Williams, of	19	1985 Jim McCollom, 1b	76	1978 Billy Weems, of	.333	1974 Steve Tucker, of	.541
		1994 Mike Hampton, 3b	11	1986 Chuck Baldwin, 1b	73	1979 Neil Simons, of	.355	1975 Denny Walling, of	.807
		Shane Monahan, of	11	1987 Steve Baucom, 3b	69	1980 Tim Teufel, 2b	.387	1976 Dave Caldwell, of	.607
		1995 Matthew LeCroy, c	15	1988 Jerry Brooks, 3b	80	1981 Greg Guin, 1b	.387	1977 Bill Foley, c	.611
		1996 Matthew LeCroy, c	14	1989 Jim Crowley, 3b	60	1982 Jimmy Key, p/of	.359	1978 Tony Masone, of	.597
		1997 Matthew LeCroy, c	24	1990 Joe DeBerry, 1b	70	1983 Bob Paulling, 1b	.407	1979 Tim Teufel, 2b	.650
		1998 Matt Padgett, of	14	1991 Eric Macrina, dh	84	1984 Chuck Baldwin, 2b	.356	1980 Tim Teufel, 2b	.690
		1999 Patrick Boyd, of	17	1992 Keith Williams, of	68	1985 Jim McCollom, 1b	.390	1981 Craig Roberson, 3b	.581
		2000 Jeff Baker, ss	11	1993 Keith Williams, of	79	1986 Chuck Baldwin, 1b	.370	1982 Dave Lemaster, c/of	.582
		2001 Jeff Baker, 3b	23	1994 Mike Hampton, 3b	70	1987 Mark Biegert, of	.356	1983 Jim McCollom, c	.611
		2002 Khalil Greene, ss	*27	1995 David Miller, 1b	78	1988 Jerry Brooks, 3b	.373	1984 Jim McCollom, dh	.596
		2003 Michael Johnson, 1b	12	1996 Jason Emblar, 1b	57	1989 Henry Threadgill, 2b	.329	1985 Jim McCollom, 1b	.749
		2004 Lou Santangelo, c	18	Matthew LeCroy, c	57	1990 Brian Kowitz, of	.403	1986 Chuck Baldwin, 1b	.623
				1997 Gary Burnham, of	82	1991 Billy McMillon, of	*.391	1987 Chuck Baldwin, 1b	.565
				1998 Patrick Boyd, of	59	1992 Kevin Northrup, of	.382	1988 Mike Couture, of	.647
				Jason Harris, 1b	59	1993 Billy McMillon, of	.377	1989 Jim Crowley, 3b	.500
				1999 Kurt Bultmann, 2b	72	1994 Shane Monahan, of	.415	1990 Eric Macrina, dh	.693
				2000 Jeff Baker, ss	64	1995 Shane Monahan, of	.388	1991 Billy McMillon, of	.708
				Khalil Greene, 3b	64	1996 Jason Emblar, 1b	.357	1992 Billy McMillon, 1b	.602
				2001 Jeff Baker, 3b	75	1997 Gary Burnham, of	.391	1993 Keith Williams, of	.690
				2002 Khalil Greene, ss	91	1998 Matt Padgett, of	.376	1994 Shane Monahan, of	.639
				2003 Brad McCann, 3b	67	1999 Patrick Boyd, of	.390	1995 Shane Monahan, of	.637
				2004 Brad McCann, 3b	65	2000 Khalil Greene, 3b	.364	1996 Jason Emblar, 1b	.563
						2001 Casey Stone, of	.376	1997 Matthew LeCroy, c	.722
						2002 Khalil Greene, ss	*.470	1998 Matt Padgett, of	.624
						2003 Brad McCann, 3b	.347	1999 Patrick Boyd, of	.695
						2004 Brad McCann, 3b	.379	2000 Khalil Greene, 3b	.532
								2001 Jeff Baker, 3b	.738
								2002 Khalil Greene, ss	*.877
								2003 Michael Johnson, 1b	.576
								2004 Brad McCann, 3b	.648



2005 CLEMSON BASEBALL




Jay Bevis

18 Consecutive NCAA
Tournament Appearances

Yearly Leaders



Scott Clackum



Bill Toth



Dave Woessner



Eric Bradford



Dave Van Volkenburg



Kris Benson

Randy Quintrell (L)	15
1977 Ron Musselman (R)	17
1978 Dave Woessner (R)	20
1979 Mike Sullivan (R)	17
1980 Billy Trapp (R)	28
1981 Jimmy Key (L)	18
1982 Lee Wiles (R)	22
1983 Lynn Martin (R)	24
1984 John Pawlowski (R)	22
1985 John Burnett (L)	*22
1986 Mike Huggins (R)	22
1987 Phillip Lowery (R)	23
1988 Brian Barnes (L)	22
Mike Milchin (L)	22
Jerome Santivasci (R)	22
1989 Jerome Santivasci (R)	27
1990 Ron Frazier (R)	24
1991 Eric Bradford (R)	25
1992 Aaron Jersild (L)	32
1993 Andy Taulbee (R)	30
1994 Scott Winchester (R)	28
1995 Scott Winchester (R)	33
1996 David Shepard (R)	27
1997 Matt Additon (R)	24
Scott Clackum (R)	24
1998 Scott Clackum (R)	23
1999 Matt Additon (R)	26
2000 Nick Glaser (R)	33
2001 Josh Cram (R)	28
2002 Tyler Lumsden (L)	27
2003 Robert Rohrbaugh (L)	26
2004 Patrick Hogan (R)	24

Starts

Year	Player (Throws)	GS
1952	Billy O'Dell (L)	7
1953	Billy O'Dell (L)	8
1954	Billy O'Dell (L)	11
1955	Leonard Humphries (R)	5
1956	Leonard Humphries (R)	7
1957	Harold Stowe (L)	7
1958	Harold Stowe (L)	15
1959	Harold Stowe (L)	9
1960	Dave Sprouse (R)	7
1961	Damon Vincent (R)	10
1962	Tommy Lyon (L)	9
	Dave Olson (R)	9
1963	Damon Vincent (R)	6
1964	Tommy Chapman (L)	11
1965	Tommy Chapman (L)	11
1966	Bill Parmer (R)	9
1967	Bill Parmer (R)	10
1968	Tom Hudgins (R)	10
1969	Rusty Gerhardt (L)	15
1970	Rusty Gerhardt (L)	14
1971	Rusty Gerhardt (L)	14
1972	Rusty Gerhardt (L)	12
1973	Steve Cline (R)	9
1974	Steve Cline (R)	13
1975	Chuck Porter (R)	13
1976	Ron Musselman (R)	14
	Chuck Porter (R)	14
1977	Ron Musselman (R)	15
1978	Mike Sullivan (R)	13
1979	Brian Snyder (L)	14

1980 Mike Brown (R)	15
Jimmy Key (L)	15
1981 Jimmy Key (L)	15
1982 Jimmy Key (L)	16
1983 Scott Parrish (R)	12
1984 George Stone (R)	11
1985 John Pawlowski (R)	17
George Stone (R)	17
1986 Bill Steele (R)	16
1987 Brian Barnes (L)	17
1988 Brian Barnes (L)	*19
1989 Brian Barnes (L)	19
1990 Tim Parker (R)	17
1991 Jason Angel (R)	15
1992 Jason Angel (R)	17
1993 Chad Phillips (L)	15
Jeff Sauve (R)	15
1994 Andy Taulbee (R)	18
1995 Jason Dawsey (L)	19
1996 Kris Benson (R)	19
1997 Ryan Mottl (R)	16
1998 Ryan Mottl (R)	16
1999 Ryan Mottl (R)	17
2000 Ryan Mottl (R)	19
2001 Steve Reba (R)	17
2002 Steve Reba (R)	19
2003 Tyler Lumsden (L)	16
2004 Kris Harvey (R)	14
Tyler Lumsden (L)	14

Relief Appearances

Year	Player (Throws)	RA
1952	Gerald Dempsey (R)	3
	Charlie Hall (R)	3
	Bobby Saylor (L)	3
1953	Bubba Free (R)	4
1954	Mickey Cone (L)	3
	Billy O'Dell (L)	3
1955	Bill Toth (R)	5
1956	Bill Toth (R)	7
1957	Frank Elrod (L)	4
1958	Ed Lakey (R)	8
1959	Harold Stowe (L)	10
1960	Jimmy Roller (R)	9
1961	Jimmy Roller (R)	8
1962	Bill Burnette (R)	9
1963	Tommy Lyon (L)	10
1964	Bob Lowell (R)	9
1965	Charlie Watson (R)	11
1966	Bill James (R)	9
1967	Pete Myers (R)	11
1968	Alan Demarest (R)	9
1969	Jay Bevis (R)	15
1970	Jay Bevis (R)	20
1971	Jay Bevis (R)	16
1972	Jay Bevis (R)	16
1973	Jimmy Baker (R)	17
1974	Larry Meekins (R)	18
1975	Tommy Qualters (R)	13
1976	Houston Matthews (R)	9
1977	Dave Woessner (R)	14
1978	Dave Woessner (R)	19
1979	Billy Trapp (R)	12
	Dave Woessner (R)	12
1980	Billy Trapp (R)	28

1981 Glenn Martin (R)	15
1982 Lee Wiles (R)	22
1983 Lynn Martin (R)	24
1984 John Pawlowski (R)	18
1985 John Burnett (L)	*22
1986 Mike Huggins (R)	22
1987 Phillip Lowery (R)	21
1988 Mike Milchin (L)	22
Jerome Santivasci (R)	22
1989 Jerome Santivasci (R)	27
1990 Eric Bradford (R)	17
1991 Eric Bradford (R)	25
1992 Aaron Jersild (L)	32
1993 Scott Winchester (R)	26
1994 Scott Winchester (R)	28
1995 Scott Winchester (R)	33
1996 David Shepard (R)	27
1997 Matt Additon (R)	24
Scott Clackum (R)	24
1998 Scott Clackum (R)	23
1999 Matt Additon (R)	21
2000 Nick Glaser (R)	33
2001 Josh Cram (R)	28
2002 Thomas Boozer (L)	26
2003 Robert Rohrbaugh (L)	25
2004 Patrick Hogan (R)	24

Complete Games

Year	Player (Throws)	CG
1952	Billy O'Dell (L)	4
1953	Billy O'Dell (L)	6
1954	Billy O'Dell (L)	9
1955	George Compton (R)	3
1956	Johnny Drake (R)	3
1957	Harold Stowe (L)	4
1958	Harold Stowe (L)	8
1959	Harold Stowe (L)	4
1960	Bailey Hendley (R)	2
	Jimmy Roller (R)	2
1961	Gene Harbeson (R)	4
	Damon Vincent (R)	4
1962	Tommy Lyon (L)	5
1963	Greg Casey (R)	2
	Tommy Chapman (L)	2
1964	Tommy Chapman (L)	6
1965	Tommy Chapman (L)	5
1966	Charlie Watson (R)	3
1967	Laval Johnson (L)	2
	Pete Myers (R)	2
	Bill Parmer (R)	2
	Charlie Watson (R)	2
1968	Bill James (R)	4
1969	Dave Van Volkenburg (L)	7
1970	Rusty Gerhardt (L)	*8
1971	Rusty Gerhardt (L)	*6
1972	Rusty Gerhardt (L)	6
1973	Steve Cline (R)	3
	Lindsay Graham (R)	3
1974	Steve Cline (R)	*7
1975	Randy Quintrell (L)	5
1976	Chuck Porter (R)	*11
1977	Ron Musselman (R)	*8
1978	Mike Brown (R)	6
1979	Mike Sullivan (R)	5
1980	Mike Brown (R)	5

1981 Jeff Gilbert (R)	7
1982 Jimmy Key (L)	*7
1983 Jeff Gilbert (R)	*2
1984 Scott Parrish (R)	5
1985 George Stone (R)	8
1986 Bill Steele (R)	2
1987 Brian Barnes (L)	5
Alan Botkin (L)	5
1988 Brian Barnes (L)	6
1989 Brian Barnes (L)	*9
1990 Tim Parker (R)	5
1991 Jason Angel (R)	3
1992 Scott Miller (R)	2
1993 Jason Dawsey (L)	2
1994 many	1
1995 Jason Dawsey (L)	4
1996 Kris Benson (R)	7
1997 Ryan Mottl (R)	2
Matt White (L)	2
1998 Ryan Mottl (R)	1
Matt White (L)	1
1999 Ryan Mottl (R)	1
2000 Ryan Mottl (R)	2
2001 Steve Reba (R)	2
2002 Steve Reba (R)	1
2003 Tyler Lumsden (L)	1
2004 Robert Rohrbaugh (L)	1

Shutouts


Year	Player (Throws)	SHO
1947	Joe Hazle (R)	1
1948	Nig Griffith (R)	1
1949	Bob Gaddis (R)	1
1950	Bill Ford (R)	1
	Bob Hughes (L)	1
1951	No Individual Shutouts	
1952	No Individual Shutouts	
1953	Billy O'Dell (L)	2
1954	Billy O'Dell (L)	3
1955	No Individual Shutouts	
1956	No Individual Shutouts	
1957	Don Shealy (R)	1
1958	No Individual Shutouts	
1959	Bailey Hendley (R)	1
	Harold Stowe (L)	1
1960	Jimmy Roller (R)	1
1961	No Individual Shutouts	
1962	Damon Vincent (R)	1
1963	No Individual Shutouts	
1964	Greg Casey (R)	1
1965	Tommy Chapman (L)	2
1966	Charles Watson (R)	1
1967	Laval Johnson (L)	1
	Pete Myers (R)	1
	Bill Parmer (R)	1
1968	John Curtis (L)	1
	Alan Demarest (R)	1
	Nelson Gibson (R)	1
	Tom Hudgins (R)	1
	Bill James (R)	1
1969	Rusty Gerhardt (L)	1
	Tom Hudgins (R)	1
1970	Rusty Gerhardt (L)	1
	Dave Van Volkenburg (L)	1
1971	Dave Van Volkenburg (L)	2

1972 Lindsay Graham (R)	*3
1973 Lindsay Graham (R)	2
1974 Ty Cline (L)	2
1975 Randy Quintrell (L)	2
1976 Ron Musselman (R)	*4
1977 Tommy Qualters (R)	*3
1978 Mike Brown (R)	*2
Mike Sullivan (R)	*2
1979 Mike Sullivan (R)	*2
1980 Mike Brown (R)	*2
Bill Duke (R)	*2
1981 Jeff Gilbert (R)	1
Jimmy Key (L)	1
Scott Parrish (R)	1
1982 Jeff Gilbert (R)	2
1983 Scott Parrish (R)	*1
1984 Scott Parrish (R)	*2
1985 John Pawlowski (R)	2
1986 No Individual Shutouts	
1987 Alan Botkin (L)	2
Oliver Whitaker (L)	2
1988 Alan Botkin (L)	1
David Tripp (R)	1
1989 Brian Barnes (L)	1
Ron Frazier (R)	1
1990 Tim Parker (R)	3
1991 Jason Angel (R)	*2
Scott Miller (R)	*2
1992 No Individual Shutouts	
1993 No Individual Shutouts	
1994 No Individual Shutouts	
1995 Jason Dawsey (L)	2
1996 Kris Benson (R)	*4
1997 No Individual Shutouts	
1998 No Individual Shutouts	
1999 No Individual Shutouts	
2000 Ryan Mottl (R)	1
2001 Steve Reba (R)	1
2002 No Individual Shutouts	
2003 Tyler Lumsden (L)	1
2004 No Individual Shutouts	

Wins

Year	Player (Throws)	W
1952	Billy O'Dell (L)	5
1953	Billy O'Dell (L)	6
1954	Billy O'Dell (L)	*8
1955	Leonard Humphries (R)	3
1956	Johnny Drake (R)	4
1957	Harold Stowe (L)	3
1958	Harold Stowe (L)	*14
1959	Harold Stowe (L)	7
1960	Jimmy Roller (R)	5
1961	Damon Vincent (R)	5
1962	Tommy Lyon (L)	*7
1963	Greg Casey (R)	4
1964	Tommy Chapman (L)	6
1965	Bill Parmer (R)	5
	Charlie Watson (R)	5
1966	Charlie Watson (R)	6
1967	Bill Parmer (R)	*9
	Nelson Gibson (R)	7
1968	Nelson Gibson (R)	7
1969	Dave Van Volkenburg (L)	9
1970	Rusty Gerhardt (L)	*9
1971	Rusty Gerhardt (L)	*11


Yearly Leaders



Jeff Gilbert




Tommy Lyon



Bill Duke



Tyler Lumsden



Len Bradley



Andy Taulbee

1972	Rusty Gerhardt (L)	7
1973	Steve Cline (R)	*7
1974	Steve Cline (R)	*9
1975	Chuck Porter (R)	*8
1976	Chuck Porter (R)	*12
1977	Ron Musselman (R)	*12
1978	Mike Brown (R)	9
1979	Mike Sullivan (R)	*10
1980	Mike Brown (R)	9
1981	Jeff Gilbert (R)	8
	Scott Parrish (R)	8
1982	Jeff Gilbert (R)	*9
	Jimmy Key (L)	*9
1983	Scott Parrish (R)	6
	Tim Rice (L)	6
1984	Scott Parrish (R)	7
	John Pawlowski (R)	7
	George Stone (R)	7
1985	John Pawlowski (R)	9
	George Stone (R)	9
1986	Bill Steele (R)	9
1987	Brian Barnes (L)	*12
1988	Brian Barnes (L)	*13
1989	Brian Barnes (L)	*16
1990	Dave Tripp (R)	8
1991	Jason Angel (R)	*14
1992	Scott Miller (R)	11
1993	Chad Phillips (L)	12
1994	Andy Taulbee (R)	12
1995	Jason Dawsey (L)	11
1996	Kris Benson (R)	14
1997	Ryan Mottl (R)	10
1998	Ryan Mottl (R)	9
1999	Matt Additon (R)	6
	Thomas Boozer (L)	6
	Chris Heck (L)	6
	Mike Paradis (R)	6
2000	Ryan Mottl (R)	10
2001	Steve Reba (R)	12
2002	Matt Henrie (R)	13
	Steve Reba (R)	13
2003	Tyler Lumsden (L)	8
2004	Kris Harvey (R)	6

Innings Pitched

Year	Player (Throws)	IP
1952	Billy O'Dell (L)	56.0
1953	Billy O'Dell (L)	72.1
1954	Billy O'Dell (L)	91.1
1955	L. Humphries (R)	42.0
1956	Johnny Drake (R)	46.1
1957	Harold Stowe (L)	55.1
1958	Harold Stowe (L)	*126.2
1959	Harold Stowe (L)	97.1
1960	Jimmy Roller (R)	71.2
1961	Damon Vincent (R)	61.1
1962	Tommy Lyon (L)	82.0
1963	Damon Vincent (R)	44.1
1964	Tommy Chapman (L)	89.1
1965	Tommy Chapman (L)	85.0
1966	Charlie Watson (R)	62.2
1967	Bill Parmer (R)	71.0
1968	Nelson Gibson (R)	62.0
1969	Dave Van Volkenburg (L)	92.1
1970	Rusty Gerhardt (L)	*100.1

1971	Rusty Gerhardt (L)	*108.0
1972	Rusty Gerhardt (L)	*85.0
1973	Lindsay Graham (R)	60.2
1974	Steve Cline (R)	*102.2
1975	Chuck Porter (R)	*81.1
1976	Chuck Porter (R)	*119.0
1977	Ron Musselman (R)	*117.1
1978	Mike Brown (R)	83.1
1979	Mike Sullivan (R)	*91.0
1980	Jimmy Key (L)	*111.1
1981	Jeff Gilbert (R)	102.1
1982	Jimmy Key (L)	*116.0
1983	Scott Parrish (R)	62.2
1984	George Stone (R)	80.2
1985	George Stone (R)	127.1
1986	Bill Steele (R)	109.1
1987	Brian Barnes (L)	120.2
1988	Brian Barnes (L)	*137.2
1989	Brian Barnes (L)	*146.0
1990	Tim Parker (R)	97.0
1991	Jason Angel (R)	108.0
1992	Jason Angel (R)	105.1
1993	Andy Taulbee (R)	97.1
1994	Andy Taulbee (R)	114.2
1995	Jason Dawsey (L)	129.1
1996	Kris Benson (R)	*156.0
1997	Ryan Mottl (R)	106.2
1998	Ryan Mottl (R)	101.0
1999	Ryan Mottl (R)	99.2
2000	Ryan Mottl (R)	107.0
2001	Steve Reba (R)	108.0
2002	Matt Henrie (R)	112.2
	Steve Reba (R)	112.2
2003	Tyler Lumsden (L)	86.0
2004	Tyler Lumsden (L)	81.1

ERA

Year	Player (Throws)	ERA
1953	Billy O'Dell (L)	1.36
1954	Billy O'Dell (L)	0.79
1955	Unavailable	
1956	Johnny Drake (R)	2.56
1957	Harold Stowe (L)	3.58
1958	Harold Stowe (L)	2.35
1959	Harold Stowe (L)	1.58
1960	Jimmy Roller (R)	2.76
1961	Gene Harbeson (R)	3.31
1962	Tommy Lyon (L)	3.62
1963	Greg Casey (R)	2.66
1964	Bob Lowell (R)	2.41
1965	Tommy Chapman (L)	1.80
1966	Charlie Watson (R)	3.43
1967	Bill Parmer (R)	1.14
1968	John Curtis (L)	1.80
1969	Jay Bevis (R)	*1.58
1970	Jay Bevis (R)	1.12
1971	Rusty Gerhardt (L)	2.17
1972	Rusty Gerhardt (L)	2.22
1973	Steve Cline (R)	2.12
1974	Steve Cline (R)	1.84
1975	Randy Quintrell (L)	1.50
1976	Ron Musselman (R)	2.11
1977	Brian Snyder (L)	*1.19
1978	Tommy Qualters (L)	*0.79
1979	Mike Sullivan (R)	*1.98

1980	Bill Duke (R)	*2.24
1981	Jeff Gilbert (R)	3.25
1982	Jimmy Key (L)	2.79
1983	Jeff Gilbert (R)	2.25
1984	Scott Parrish (R)	2.20
1985	George Stone (R)	3.89
1986	Oliver Whitaker (L)	3.12
1987	Alan Botkin (L)	2.54
1988	Jerome Santivasci (R)	1.98
1989	Jerome Santivasci (R)	1.36
1990	Tim Parker (R)	2.97
1991	Jason Angel (R)	*2.33
1992	Mike Holtz (L)	1.26
1993	Scott Winchester (R)	2.61
1994	Mike Holtz (L)	1.66
1995	Scott Winchester (R)	0.59
1996	Kris Benson (R)	*2.02
1997	Ryan Mottl (R)	4.72
1998	Scott Clackum (R)	1.11
1999	Chris Heck (L)	2.23
2000	Nick Glaser (R)	2.45
2001	Steve Reba (R)	2.58
2002	Matt Henrie (R)	3.12
2003	Jason Berken (R)	3.19
2004	Jason Berken (R)	2.53

Strikeouts

Year	Player (Throws)	K
1952	Billy O'Dell (L)	81
1953	Billy O'Dell (L)	108
1954	Billy O'Dell (L)	*111
1955	Leonard Humphries (R)	42
1956	Johnny Drake (R)	50
1957	Harold Stowe (L)	36
1958	Harold Stowe (L)	*126
1959	Harold Stowe (L)	*117
1960	Bailey Hendley (R)	39
1961	Damon Vincent (R)	62
1962	Tommy Lyon (L)	52
1963	Damon Vincent (R)	48
1964	Tommy Chapman (L)	*83
1965	Tommy Chapman (L)	100
1966	Charlie Watson (R)	72
1967	Charlie Watson (R)	71
1968	Bill James (R)	45
1969	Rusty Gerhardt (L)	*99
1970	Rusty Gerhardt (L)	*111
1971	Rusty Gerhardt (L)	61
1972	Rusty Gerhardt (L)	61
1973	Steve Cline (R)	68
1974	Steve Cline (R)	*69
1975	Chuck Porter (R)	67
1976	Ron Musselman (R)	78
1977	Ron Musselman (R)	*107
1978	Mike Sullivan (R)	63
1979	Mike Sullivan (R)	79
1980	Mike Brown (R)	77
1981	Jeff Gilbert (R)	58
1982	Jimmy Key (L)	94
1983	Tim Rice (L)	42
1984	George Stone (R)	57
1985	George Stone (R)	93
1986	Brian Barnes (L)	53
1987	Brian Barnes (L)	*112
1988	Brian Barnes (L)	*140

1989	Brian Barnes (L)	*1208
1990	Tim Parker (R)	90
1991	Mike Kimbrell (R)	74
1992	Scott Miller (R)	85
1993	Andy Taulbee (R)	85
1994	Andy Taulbee (R)	103
1995	Jason Dawsey (L)	*133
1996	Kris Benson (R)	*204
1997	Ryan Mottl (R)	99
1998	Ryan Mottl (R)	96
1999	Mike Paradis (R)	87
2000	Ryan Mottl (R)	81
2001	Steve Reba (R)	103
2002	Steve Reba (R)	82
2003	Tyler Lumsden (L)	72
2004	Tyler Lumsden (L)	88

Saves

Year	Player (Throws)	Svs
1969	Jay Bevis (R)	6
1970	Jay Bevis (R)	5
1971	Jay Bevis (R)	4
1972	Jay Bevis (R)	5
1973	Jimmy Baker (R)	3
	Lindsay Graham (R)	3
1974	Larry Meekins (R)	6
1975	Larry Meekins (R)	3
	Tommy Qualters (R)	3
1976	Houston Matthews (R)	2
	Tommy Qualters (R)	2
	Randy Quintrell (L)	2
1977	Dave Woessner (R)	5
1978	Dave Woessner (R)	6
1979	Len Bradley (R)	5
1980	Len Bradley (R)	7
1981	Lynn Martin (R)	2
	Tim Rice (L)	2
1982	Roger Hackett (L)	2
	David Hess (R)	2
	Lee Wiles (R)	2
1983	Lynn Martin (R)	4
1984	John Pawlowski (R)	4
1985	John Burnett (L)	*4
1986	Chuck Baldwin (R)	5
1987	Doug Marchal (R)	5
1988	Mike Milchin (L)	8
1989	Jerome Santivasci (R)	6
1990	Ron Frazier (R)	4
1991	Eric Bradford (R)	2
	Mike Holtz (L)	2
	Scott Miller (R)	2
	Chad Phillips (L)	2
1992	Aaron Jersild (L)	7
1993	Scott Winchester (R)	10
1994	Scott Winchester (R)	10
1995	Scott Winchester (R)	*14
1996	David Shepard (R)	5
1997	Matt Additon (R)	5
1998	Scott Clackum (R)	*9
1999	Chris Heck (L)	5
2000	Nick Glaser (R)	*15
2001	Josh Cram (R)	6
2002	Paul Harrelson (R)	8
2003	Paul Harrelson (R)	6
2004	Patrick Hogan (R)	*10

Batters Faced

Year	Player (Throws)	BF
1960	Jimmy Roller (R)	289
1961	Damon Vincent (R)	286
1962	Tommy Lyon (L)	346
1963	Tommy Lyon (L)	198
1964	Tommy Chapman (L)	394
1965	Tommy Chapman (L)	364
1966	Charlie Watson (R)	276
1967	Bill Parmer (R)	290
1968	Nelson Gibson (R)	257
1969	Dave Van Volkenburg (L)	407
1970	Rusty Gerhardt (L)	410
1971	Rusty Gerhardt (L)	424
1972	Lindsay Graham (R)	276
1973	Steve Cline (R)	257
1974	Steve Cline (R)	417
1975	Chuck Porter (R)	361
1976	Chuck Porter (R)	474
1977	Ron Musselman (R)	483
1978	Brian Snyder (L)	370
1979	Brian Snyder (L)	397
1980	Jimmy Key (L)	454
1981	Jeff Gilbert (R)	429
1982	Jimmy Key (L)	485
1983	Scott Parrish (R)	273
1984	George Stone (R)	327
1985	George Stone (R)	569
1986	Bill Steele (R)	481
1987	Brian Barnes (L)	523
1988	Brian Barnes (L)	598
1989	Brian Barnes (L)	*602
1990	Tim Parker (R)	417
1991	Jason Angel (R)	443
1992	Jason Angel (R)	454
1993	Andy Taulbee (R)	419
1994	Andy Taulbee (R)	489
1995	Jason Dawsey (L)	529
1996	Kris Benson (R)	*606
1997	Ryan Mottl (R)	479
1998	Ryan Mottl (R)	441
1999	Ryan Mottl (R)	480
2000	Ryan Mottl (R)	451
2001	Steve Reba (R)	434
2002	Steve Reba (R)	437
2003	Tyler Lumsden (L)	373
2004	Tyler Lumsden (L)	358

* - led the ACC; ^ - led the nation;
Note: **Bold** denotes Clemson single-season record.

Top-25 NCAA Stat Rankings

Year	Player/Team	Category	Figure	Rk
1958	Harold Stowe	Appearances	21	1
	Harold Stowe	Innings Pitched	127	1
	Harold Stowe	Strikeouts	126	1
	Harold Stowe	Wins	14	1
1959	Clemson	ERA	2.47	9
	Harold Stowe	Appearances	19	2
	Harold Stowe	K/9 IP	10.9	12
1960	Clemson	Batting Average	.290	24
	Dave Lynn	HR/Game	0.36	5
	Dave Lynn	Slugging %	.708	15
1962	Clemson	HR/Game	1.6	1
	Clemson	Slugging %	.508	3
	Clemson	Batting Average	.313	4
	Clemson	Fielding %	.957	9
	Johnny Jones	Slugging %	.732	8
	Johnny Jones	Batting Average	.439	10
1963	Clemson	Batting Average	.282	25
1964	Clemson	Fielding %	.954	20
1965	Clemson	Batting Average	.290	14
	Rusty Adkins	Batting Average	.444	5
	Jack McCall	HR/Game	0.28	8
	Jack McCall	Slugging %	.670	16
	Rusty Adkins	Slugging %	.659	21
	Clemson	HR/Game	1.28	1
	Clemson	R/Game	9.1	1
	Clemson	Slugging %	.502	1
	Clemson	Batting Average	.321	2
	Clemson	Fielding %	.958	16
1966	George Sutton	HR/Game	0.38	3
	Jack McCall	2B/Game	0.41	4
	George Sutton	RBI/Game	1.34	6
	Lawton Cowart	HR/Game	0.28	10
	Rusty Adkins	3B/Game	0.21	10
	Lawton Cowart	RBI/Game	1.10	13
	Clemson	Fielding %	.962	8
	Clemson	ERA	2.16	22
	Bill Parmer	ERA	1.14	13
	Bill Parmer	Wins	9	18
1971	Rusty Gerhardt	Wins	11	12
1975	Clemson	ERA	2.47	14
	Clemson	Fielding %	.961	17
	Denny Walling	RBI/Game	1.58	1
	Denny Walling	Slugging %	.807	2
	Denny Walling	HR/Game	0.34	4
1976	Denny Walling	Batting Average	.421	10
	Clemson	Fielding %	.967	8
	Chuck Porter	Wins	12	9
	David Caldwell	3B/Game	0.16	12



Steve Reba was 19th in the nation in winning percentage (.800) in 2001, then was tied for fourth in the country in wins (13) in 2002.

	Scott Winchester	Saves	10	13
	Keith Williams	RBI/Game	1.22	21
1994	Clemson	Wins	57	1
	Clemson	Winning %	.760	5
	Clemson	ERA	3.46	21
	Shane Monahan	Hits	137	1
	Shane Monahan	Runs	97	1
1995	Andy Taulbee	Wins	12	14
	Shane Monahan	R/Game	1.29	15
	Shane Monahan	Batting Average	.415	21
	Clemson	Wins	54	2
	Clemson	Winning %	.794	3
	Clemson	ERA	3.14	6
	Clemson	DP/Game	1.16	7
	Clemson	R/Game	8.38	10
	Clemson	Slugging %	.495	17
	Clemson	3B/Game	0.46	24
1996	Billy Koch	K/9 IP	11.5	5
	Scott Winchester	Saves	14	6
	David Miller	3B/Game	0.15	10
	Gary Burnham	2B/Game	0.41	23
	Clemson	ERA	3.03	1
	Clemson	Wins	51	4
	Clemson	Winning %	.750	11
	Clemson	Fielding %	.965	27
	Billy Koch	K/9 IP	12.3	3
	Kris Benson	Wins	14	T-4
1997	Kris Benson	ERA	2.02	5
	Kris Benson	K/9 IP	11.8	5
	Ken Vining	K/9 IP	10.6	21
	Clemson	HR/Game	1.48	25
	Kurt Bultmann	2B/Game	0.52	4
	Matthew LeCroy	HR/Game	0.38	25
	Clemson	Winning %	.729	13
	Clemson	Fielding %	.965	20
	Clemson	ERA	4.27	21
	Scott Clackum	Saves	9	T-14
1998	Clemson	2B/Game	2.45	15
	Clemson	R/Game	8.87	17
	Clemson	DP/Game	1.09	23
	Jason Harris	BB/Game	0.93	T-24
	Henri Stanley	BB/Game	0.93	T-24
	Clemson	Winning %	.739	9
	Clemson	Fielding %	.969	13
	Clemson	ERA	3.99	19
	Clemson	3B/Game	0.41	21
	Nick Glaser	Saves	15	T-6
1999	Ryan Riley	3B/Game	0.13	T-11
	Casey Stone	K/AB	1/18.1	18
	Clemson	HR/Game	1.35	16
	Clemson	Fielding %	.968	19
	Jeff Baker	HR/Game	0.38	T-7
	Steve Reba	Winning %	.800	19
	Jeff Baker	RBI/Game	1.25	T-25
	Casey Stone	K/AB	1/27.4	2
	Clemson	Winning %	.761	9
	Clemson	Fielding %	.971	9
2000	Clemson	HR/Game	1.58	11
	Clemson	Slugging %	.533	12
	Clemson	Batting Average	.324	21
	Clemson	R/Game	8.2	22
	Clemson	DP/Game	1.10	24
	Khalil Greene	Slugging %	.877	2
	Khalil Greene	Batting Average	.470	3
	Matt Henrie	Wins	13	T-4
	Steve Reba	Wins	13	T-4
	Khalil Greene	2B/Game	0.46	7
2001	Khalil Greene	R/Game	1.31	9
	Khalil Greene	HR/Game	0.38	11
	Jeff Baker	HR/Game	0.37	15
	Michael Johnson	HR/Game	0.35	20
	Khalil Greene	RBI/Game	1.28	22
	Jeff Baker	RBI/Game	1.28	23
	Michael Johnson	Slugging %	.749	24
	Clemson	DP/Game	1.11	7
	Michael Johnson	Walks	63	2
	Clemson	2B/Game	2.29	T-17
2002	Patrick Hogan	Saves	10	T-21

Note: **Bold** denotes led the nation.



Bill Foley was 15th in the nation in home runs per game (0.27) in the 1977 season.



Honors & Awards

All-Americans

Academic All-American

Year	Player	Pos.	*T
1995	Paul Galloway	3B	1

ABCA

Year	Player	Pos.	*T
1947	Joe Landrum	P	1
1954	Billy O'Dell	P	2
1959	Doug Hoffman	OF	1
1960	Ty Cline	OF	1
	Dave Lynn	C	3
1965	Rusty Adkins	OF	2
1966	Rusty Adkins	2B	3
1967	Rusty Adkins	2B	1
1971	Rusty Gerhardt	P	2
1975	Denny Walling	OF	1
1976	Kurt Seibert	SS	3
1977	David Caldwell	OF	3
1980	Tim Teufel	2B	1
1985	Jim McCollom	1B	3
1986	Chuck Baldwin	1B	2
1988	Bert Heffernan	C	1
1989	Brian Barnes	P	1
1991	Jim Crowley	2B	1
	Eric Macrina	DH	2
1992	Kevin Northrup	OF	2
1994	Shane Monahan	OF	1
	Mike Hampton	3B	2
1995	Scott Wincheer	P	1
	David Miller	1B	2
	Shane Monahan	OF	2
	Jason Dawsey	P	3
1996	Kris Benson	P	1
	Matthew LeCroy	C	2
1997	Matthew LeCroy	C	2
2001	Jeff Baker	3B	2
	Steve Reba	P	3
2002	Khalil Greene	SS	1
	Michael Johnson	1B	2
	Steve Reba	P	3

Baseball America

Year	Player	Pos.	*T
1986	Chuck Baldwin	1B	2
1988	Brian Barnes	P	2
1989	Brian Barnes	P	1
1990	Brian Kowitz	OF	2
1991	Jason Angel	P	2
	Jim Crowley	2B	2
1992	Kevin Northrup	OF	2
1994	Shane Monahan	OF	1
	Mike Hampton	3B	2
1995	Shane Monahan	OF	2
	Scott Winchester	P	2
	David Miller	1B	3
1996	Kris Benson	P	1
	Ken Vining	P	3
1997	Matthew LeCroy	C	1
1999	Patrick Boyd	OF	2
2001	Jeff Baker	3B	1
2002	Jeff Baker	3B	1
	Khalil Greene	SS	1
2004	Brad McCann	3B	3

Collegiate Baseball

Year	Player	Pos.	*T
1991	Eric Macrina	DH	3
1992	Kevin Northrup	OF	3
1994	Mike Hampton	3B	1

	Shane Monahan	OF	2
1995	Shane Monahan	OF	1
	Scott Winchester	P	1
	Jason Dawsey	P	2
	David Miller	1B	3
1996	Kris Benson	P	1
1997	Matthew LeCroy	C	2
1998	Scott Clackum	P	2
2001	Jeff Baker	3B	1
	Steve Reba	P	3
2002	Khalil Greene	SS	1
	Jeff Baker	3B	3
	Michael Johnson	1B	3
	Steve Reba	P	3

NCBWA

Year	Player	Pos.	*T
1993	Billy McMillon	OF	1
	Chad Phillips	P	3
1994	Mike Hampton	3B	1
	Shane Monahan	OF	1
1995	Shane Monahan	OF	1
	David Miller	1B	2
	Gary Burnham	OF	3
	Jason Dawsey	P	3
1996	Kris Benson	P	1
	Billy Koch	P	2
	Matthew LeCroy	C	2
	Ken Vining	P	3
1997	Matthew LeCroy	C	1
1998	Ryan Mottl	P	3
1999	Kurt Bultmann	2B	2
	Patrick Boyd	OF	3
2000	Nick Glaser	P	3
2001	Jeff Baker	3B	2
	Casey Stone	OF	3
2002	Jeff Baker	3B	1
	Khalil Greene	SS	1
	Steve Reba	P	2
	Matt Henrie	P	3

Sporting News

Year	Player	Pos.	*T
1975	Denny Walling	OF	1
1980	Tim Teufel	2B	1
1987	Bill Spiers	SS	1
1997	Matthew LeCroy	C	2
1998	Scott Clackum	P	3
Note: No team selected from 1991-96, 99-04.			

Sports Weekly

Year	Player	Pos.	*T
2002	Khalil Greene	SS	1

Freshman All-American

Year	Player	Pos.	*T
1991	Billy McMillon	OF	1
1993	Shane Monahan	1B	1
	Scott Winchester	P	1
1995	Matthew LeCroy	C	1
1997	Ryan Mottl	P	1
1998	Patrick Boyd	OF	1
1999	Khalil Greene	3B	3
2000	Jeff Baker	SS	1
	Jarrod Schmidt	P	1
2003	Robert Rohrbaugh	P	1

* - team

All-District IV

1954 -	Doug Kingsmore, OF
	Billy O'Dell, P
1958 -	Harold Stowe, P
	* Fred DeBerry, 1B
	* Bailey Hendley, OF
	* Bud Spiers, SS
1959 -	Doug Hoffman, OF
	Harold Stowe, P
1960 -	Ty Cline, OF
	Dave Lynn, C
1965 -	Rusty Adkins, OF
	Jack McCall, SS
1966 -	Rusty Adkins, 2B
1967 -	Rusty Adkins, 2B
	** Garry Helms, SS
1971 -	Rusty Gerhardt, P
	Craig White, OF
1973 -	Craig White, OF
	* Lin Hamilton, C
	* Richard Haynes, 2B
1974 -	Lin Hamilton, C
	* Smiley Sanders, OF
1975 -	Denny Walling, CF
1976 -	Chuck Porter, P
	Kurt Siebert, SS
1977 -	Dave Caldwell, OF
	Bill Foley, C
1978 -	Dave Buffamoyer, DH
	Tony Masone, OF
	Neil Simons, OF
	Mike Sullivan, P
	Billy Weems, OF
1979 -	Dave Buffamoyer, C
	Tony Masone, OF
	Neil Simons, OF
	Mike Sullivan, P
1980 -	Mike Brown, P
	Neil Simons, OF
	Tim Teufel, 2B
1983 -	Bob Paulling, 1B
1985 -	Jim McCollom, 1B
1986 -	Chuck Baldwin, 1B
1987 -	Bill Spiers, SS
1989 -	Brian Barnes, P
1990 -	Brian Kowitz, OF
1991 -	Jim Crowley, 2B
	Eric Macrina, DH
	Billy McMillon, OF
	* Joe DeBerry, DH
	* Eric Macrina, 1B
1992 -	Kevin Northrup, OF
1993 -	Jeff Morris, 2B
	Keith Williams, OF
	* Billy McMillon, OF

1994 -	* Shane Monahan, 1B
	Mike Hampton, 3B
	Shane Monahan, OF
	* Andy Taulbee, P
1995 -	Jason Dawsey, P
	David Miller, 1B
	Shane Monahan, OF
	Scott Winchester, P
	* Gary Burnham, OF
	* Matthew LeCroy, C
1996 -	Kris Benson, P
	Matthew LeCroy, C
1997 -	Matthew LeCroy, C
	* Gary Burham, OF
1998 -	Scott Clackum, P
	Matt Padgett, OF
1999 -	Patrick Boyd, OF
2000 -	** Jeff Baker, SS
2001 -	Jeff Baker, 3B
	Steve Reba, P
2002 -	Khalil Greene, SS
	Michael Johnson, 1B
	Steve Reba, P
	* Jeff Baker, 3B
2003 -	Michael Johnson, 1B
* - second team; ** - third team	

U.S. Olympians

1988 -	Mike Milchin, P
1996 -	Kris Benson, P
	Matthew LeCroy, C
	Billy Koch, P

All-College World Series

1959 -	Harold Stowe, P
1959 -	Bailey Hendley, P/OF
1959 -	Doug Hoffman, OF
1977 -	Dave Caldwell, OF
2002 -	Michael Johnson, 1B

National Player-of-the-Year

	ABCA
2002 -	Khalil Greene, SS

Baseball America

1996 -	Kris Benson, P
2002 -	Khalil Greene, SS

Collegiate Baseball

1996 -	Kris Benson, P
2002 -	Khalil Greene, SS

Dick Howser Trophy

1996 -	Kris Benson, P
2002 -	Khalil Greene, SS

Golden Spikes Award

2002 -	Khalil Greene, SS
--------	-------------------

Rotary Smith Award

1996 -	Kris Benson, P
2002 -	Khalil Greene, SS

ACC Athlete-of-the-Year

1996 -	Kris Benson, P
--------	----------------

Pan American Games

1959 -	Ty Cline, P/OF
1967 -	John Curtis, P
1979 -	Brian Snyder, P
1980 -	Mike Brown, P
1987 -	Bert Heffernan, C
	^ Bill Spiers, SS
1991 -	^ Billy McMillon, OF
1999 -	Matthew LeCroy, C
^ - invited but did not participate	

World University Games

1977 -	Dave Caldwell, CF
	Bill Foley, C

World Championships

1998 -	Patrick Boyd, OF
	Ryan Mottl, P
2000 -	Jeff Baker, SS
	Patrick Boyd, OF
2001 -	Jeff Baker, 3B

All-ACC

1954 -	Roy Coker, UT
	Doug Kingsmore, OF
	Wyman Morris, 3B
	Billy O'Dell, P
1958 -	Harold Stowe, P
1959 -	Doug Hoffman, OF
1960 -	Ty Cline, OF
	Bailey Hendley, UT
	Dave Lynn, C
1962 -	Gene Harbeson, C
	Johnny Jones, OF
	Joey Taylor, OF
1963 -	Pete Ayoub, 2B
	Mike Bohonak, OF
	Dave Ellis, OF
	Johnny Jones, OF
	Elmo Lam, SS
1964 -	Ben Marsella, 3B
1965 -	Rusty Adkins, OF
	Tommy Chapman, P
	Lawton Cowart, 3B
	Jack McCall, SS



Current Major Leaguers Kris Benson (left), Matthew LeCroy (center), and Billy Koch (right) were three of the 20 players on the 1996 U.S. Olympic baseball team.

Honors & Awards

1966 - Rusty Adkins, 2B
Lawton Cowart, 3B
Jack McCall, SS
George Sutton, OF

1967 - Rusty Adkins, 2B
Garry Helms, SS

1970 - Rusty Gerhardt, P

1971 - Rusty Gerhardt, P
Johnny Severs, OF
Craig White, OF

1972 - Rusty Gerhardt, P
Calvin Weeks, OF

1973 - Lindsay Graham, P
Lin Hamilton, C
Richard Haynes, 2B
Smiley Sanders, OF
Craig White, OF

1974 - Steve Cline, P
Lin Hamilton, C
Mike Pulaski, OF
Smiley Sanders, OF

1975 - Kurt Seibert, SS
Denny Walling, OF
Bill Wingo, 2B

1976 - David Caldwell, OF
Bill Foley, C
Chuck Porter, P
Kurt Seibert, SS
Steve Tucker, OF

1977 - Robert Bonnette, SS
Bill Foley, C
Ron Musselman, P
Neil Simons, OF
Bill Wingo, 2B

1978 - Robert Bonnette, SS
Neil Simons, OF

1979 - Robbie Allen, SS
Tony Masone, OF
Neil Simons, OF
Mike Sullivan, P

1980 - Mike Brown, P
Neil Simons, OF
Tim Teufel, 2B

1981 - Mike Mahoney, OF

1982 - Jeff Gilbert, P
Jimmy Key, DH
Jimmy Key, P

1983 - Bob Paulling, 1B

1984 - Jim McCollom, DH
Brooks Shumake, OF

1985 - Jim McCollom, 1B

1986 - Chuck Baldwin, 1B
Randy Mazey, OF

1987 - Steve Baucom, 3B
Bert Heffernan, C
Randy Mazey, OF
Bill Spiers, SS

1988 - Brian Barnes, P
Rusty Charpia, SS
Bert Heffernan, C

1989 - Brian Barnes, P
Henry Threadgill, 2B

1990 - Brian Kowitz, OF

1991 - Jason Angel, P
Jim Crowley, 2B
Eric Macrina, OF
Todd Stefan, SS

1992 - Kevin Northrup, OF

1993 - Billy McMillon, OF
Keith Williams, OF

1994 - Mike Hampton, 3B
Shane Monahan, OF

1995 - Jason Dawsey, P
David Miller, 1B
Shane Monahan, OF
Scott Winchester, P

1996 - Kris Benson, P
Matthew LeCroy, C

1997 - Matthew LeCroy, C

Ryan Mottl, P

1998 - Kurt Bultmann, 2B
Scott Clackum, P
Matt Padgett, OF

1999 - Patrick Boyd, OF

2001 - Jeff Baker, 3B
Khalil Greene, SS
Steve Reba, P
Jarrod Schmidt, P/DH

2002 - Khalil Greene, SS
Michael Johnson, 1B
Steve Reba, P

2003 - Michael Johnson, 1B

2004 - Kris Harvey, OF/1B

Note: First-team selections only.

ACC Coach-of-the-Year

1988 - Bill Wilhelm
1991 - Bill Wilhelm
1994 - Jack Leggett
1995 - Jack Leggett

ACC Player-of-the-Year

1973 - Craig White, OF
1974 - Steve Cline, P
1975 - Denny Walling, OF
1976 - Chuck Porter, P
1985 - Jim McCollom, 1B
1986 - Chuck Baldwin, 1B
1989 - Brian Barnes, P
1990 - Brian Kowitz, OF
1995 - Shane Monahan, OF
1996 - Kris Benson, P
2002 - Khalil Greene, SS

ACC Rookie-of-the-Year

1995 - Matthew LeCroy, C
1998 - Patrick Boyd, OF

All-ACC Tournament

1987 - Chuck Baldwin, 2B
Bert Heffernan, C
Brian Kowitz, DH
1989 - Brian Barnes, P
Rusty Charpia, SS
Brian Kowitz, OF
Mike Milchin, 1B
Henry Threadgill, 2B

1990 - Brian Kowitz, OF
Tim Rigsby, SS

1991 - Jason Angel, P
Jim Crowley, 2B
Eric Macrina, DH
Scott Miller, P
Michael Spiers, OF

1992 - Aaron Jersild, P
Kevin Northrup, OF
Joe Taylor, 2B

1993 - Billy McMillon, OF
Jeff Morris, 2B
Andy Taulbee, P
Keith Williams, OF

1994 - Mike Hampton, 3B
Shane Monahan, OF
Ken Vining, P

1995 - Gary Burnham, OF
Paul Galloway, 3B
Ken Vining, P

1996 - Jason Embler, 1B
Doug Livingston, 2B
Gary Burnham, OF

1997 - Gary Burnham, OF

1999 - Patrick Boyd, OF
Khalil Greene, 3B
Jeff Baker, OF/DH
Patrick Boyd, OF
Khalil Greene, 3B
Ryan Mottl, P

2002 - Khalil Greene, SS
Michael Johnson, 1B
Steve Reba, P



Craig White became Clemson's first ACC Player-of-the-Year when he garnered that honor in 1973.

2004 - Brad McCann, 3B
Travis Storrer, 2B

ACC Tournament MVP

1989 - Brian Barnes, P
1991 - Michael Spiers, OF
1993 - Jeff Morris, 2B
1994 - Shane Monahan, OF

National Player-of-the-Week

2002 - Khalil Greene, SS (3/18)
Jeff Baker, 3B (4/8)
Khalil Greene, SS (5/6)
2004 - Brad McCann, 3B (5/17)

ACC Player-of-the-Week

1989 - Brian Barnes, P (5/8)
Brian Barnes, P (5/22)

1990 - Tim Parker, P (4/24)

1991 - Jason Angel, P (4/29)
Mike Spiers, OF (5/13)

1992 - Keith Williams, OF (3/16)
Kevin Northrup, OF (3/23)
Joe Taylor, 2B (4/13)

1993 - Billy McMillon, 1B (3/1)
Jeff Morris, 2B (5/10)

1994 - Andy Taulbee, P (2/14)
Andy Taulbee, P (2/21)
Scott Winchester, P (4/4)
Mike Holtz, P (4/11)
David Miller, 1B (4/18)
Scott Winchester, P (5/2)
Mike Hampton, 3B (5/16)
Shane Monahan, OF (5/23)
Ken Vining, P (5/23)

1995 - David Miller, 1B (3/6)
Jason Dawsey, P (3/13)
Shane Monahan, OF (3/13)
David Miller, 1B (4/4)
Jason Dawsey, P (4/10)
Jamie Eggleston, P (5/1)

1996 - Kris Benson, P (2/26)
Kris Benson, P (3/11)
Kris Benson, P (3/25)
Kris Benson, P (4/15)
Kris Benson, P (4/29)
Kris Benson, P (5/6)
Billy Koch, P (5/6)

1997 - Matthew LeCroy, C (2/24)

1998 - Ryan Mottl, P (3/2)

Patrick Boyd, OF (3/9)
Matt Padgett, OF (4/6)
Brian Ellis, C (4/20)
Ryan Mottl, P (4/27)

1999 - Jason Harris, 1B (4/12)
Chris Heck, P (4/26)

2000 - Scott Berney, P (2/28)
Scott Berney, P (3/6)
Ryan Mottl, P (4/10)
Nick Glaser, P (4/17)
Khalil Greene, 3B (5/8)

2001 - Ryan Riley, 2B (2/26)
Matt Henrie, P (3/19)
Steve Reba, P (4/23)
Matt Henrie, P (5/7)
Steve Reba, P (5/14)
Khalil Greene, SS (5/14)

2002 - Jeff Baker, 3B (2/25)
Michael Johnson, 1B (3/4)
Khalil Greene, SS (3/18)
Khalil Greene, SS (4/29)
Khalil Greene, SS (5/6)

2003 - Tyler Lumsden, P (3/3)
Tyler Lumsden, P (3/10)
Paul Harrelson, P (4/28)
Michael Johnson, 1B (4/28)
Garrick Evans, OF (5/19)
Patrick Hogan, P (5/19)

2004 - Brad McCann, 3B (3/1)
Kris Harvey, P (4/5)
Garrick Evans, OF (4/19)

Rawlings ACC Tournament Batting Champion

1989 - Henry Threadgill, 2B
1991 - Michael Spiers, OF
1992 - Ted Corbin, SS

Bob Bradley Award (South Carolina Series MVP)

2001 - Jeff Baker, 3B
2002 - Michael Johnson, 1B
2003 - Michael Johnson, 1B
2004 - Herman Demmink, 2B

Mitchell Award (Most Valuable Player)

1962 - Buddy Nixon, 1B
1963 - Dave Ellison, OF
1964 - Ben Marsella, 3B

1965 - Tommy Chapman, P
1966 - Ellis Dantzler, 1B
1967 - Rusty Adkins, 2B
1968 - Nelson Gibson, P
1969 - Craig White, OF
1970 - Rusty Gerhardt, P
1971 - Rusty Gerhardt, P
1972 - Rusty Gerhardt, P
1973 - Craig White, OF
1974 - Steve Cline, P
1975 - Denny Walling, OF
1976 - Chuck Porter, P
1977 - Bill Foley, C
1978 - Tony Masone, OF
1979 - David Buffamoyer, C
1980 - Tim Teufel, 2B
1981 - Greg Guin, 1B
1982 - Jimmy Key, P/DH
1983 - Bob Paulling, 1B
1984 - Chuck Baldwin, 2B
1985 - Jim McCollom, 1B
1986 - Chuck Baldwin, 1B
1987 - Steve Baucom, 3B
1988 - Jerry Brooks, 3B
1989 - Henry Threadgill, 2B
1990 - Brian Kowitz, OF
1991 - Todd Stefan, SS
1992 - Kevin Northrup, OF
1993 - Keith Williams, OF
1994 - Mike Hampton, 3B
1995 - David Miller, 1B
1996 - Kris Benson, P
Doug Livingston, 2B
1997 - Gary Burnham, OF
1998 - Matt Padgett, OF
1999 - Kurt Bultmann, 2B
2000 - Khalil Greene, 3B
2001 - Casey Stone, OF
2002 - Khalil Greene, SS
2003 - Michael Johnson, 1B
2004 - Brad McCann, 3B

Stowe Award (Most Valuable Pitcher)

1984 - Scott Parrish
1985 - George Stone
1986 - Oliver Whitaker
1987 - Brian Barnes
1988 - Brian Barnes
1989 - Brian Barnes
1990 - Tim Parker
1991 - Mike Kimbrell
1992 - Paxton Briley
1993 - Chad Phillips
1994 - Andy Taulbee
1995 - Jason Dawsey
1996 - Kris Benson
1997 - Ryan Mottl
1998 - Scott Clackum
1999 - Mike Paradis
2000 - Ryan Mottl
2001 - Steve Reba
2002 - Matt Henrie
Steve Reba
2003 - Patrick Hogan
2004 - Patrick Hogan

Tiger Baseball Award (Leadership)

1995 - Gary Burnham, OF
Paul Galloway, 3B
1996 - Paul Galloway, 3B
1997 - Jason Embler, 1B
1998 - Derek Borgert, C
1999 - Derek Borgert, C
2000 - Brian Holstad, INF/OF
2001 - Casey Stone, OF
2002 - Michael Johnson, 1B
2003 - Kyle Frank, OF
2004 - Russell Triplett, SS

2005 CLEMSON BASEBALL



All-America Tiger Stats

Rusty Adkins, OF/2B

Second-Team ABCA, 1965; Third-Team ABCA, 1966; First-Team ABCA, 1967

Year	G	AB	R	H	2B	3B	HR	RBI	SB	BB	SO	Avg.
1965	30	126	30	56	10	4	3	25	12	12	0	.444
1966	29	121	39	44	5	6	2	17	9	20	7	.364
1967	38	149	40	50	7	7	6	24	17	27	9	.336
Totals	97	396	109	150	22	17	11	66	38	59	16	.379

Jason Angel, P

Second-Team Baseball America, 1991

Year	G	GS	CG	SH	SV	IP	H	R	ER	ERA	SO	BB	W-L	Pct.
1990	10	1	0	0	0	14.2	14	8	8	4.91	14	9	2-1	.667
1991	20	15	3	2	0	108.0	75	35	28	2.33	66	36	14-2	.875
1992	18	17	1	0	0	105.1	106	54	40	3.42	76	45	9-3	.750
Totals	48	33	4	2	0	228.0	195	97	76	3.00	156	90	25-6	.806

Jeff Baker, 3B

First-Team Baseball America, 2001; First-Team Collegiate Baseball, 2001; Second-Team Sports Weekly, 2001; Second-Team Sporting News, 2001; Second-Team ABCA, 2001; First-Team Baseball America, 2002; First-Team NCBWA, 2002; Third-Team Collegiate Baseball, 2002

Year	GP-S	AB	R	H	2B	3B	HR	TB	RBI	SB	BB	SO	Avg.
2000	68-67	275	54	86	16	0	11	135	64	4-4	26	54	.313
2001	60-60	233	66	86	13	2	23	172	75	5-9	38	38	.369
2002	68-67	265	71	86	12	2	25	177	87	17-24	40	59	.325
Totals	196-194	773	191	258	41	4	59	484	226	26-37	98	151	.334

Chuck Baldwin, 1B/P

Second-Team ABCA, 1986; Second-Team Baseball America, 1986

Year	G	AB	R	H	2B	3B	HR	RBI	SB	BB	SO	Avg.
1984	51	194	31	69	12	3	0	33	4-6	13	13	.356
1985	62	252	39	66	12	3	4	33	3-6	13	21	.262
1986	63	289	64	107	23	1	16	73	6-8	18	26	.370
1987	52	200	43	69	15	1	9	45	3-3	17	26	.345
Totals	228	935	177	311	62	8	29	184	16-23	61	86	.337

Brian Barnes, P

Second-Team Baseball America, 1988; First-Team ABCA, 1989; First-Team Baseball America, 1989

Year	G	GS	CG	SH	SV	IP	H	R	ER	ERA	SO	BB	W-L	Pct.
1986	15	10	1	0	1	71.0	57	44	29	3.68	53	61	3-2	.600
1987	18	17	5	1	0	120.2	109	50	41	3.06	112	61	12-3	.800
1988	22	19	6	0	1	137.2	124	71	51	3.33	140	62	13-2	.867
1989	23	19	9	1	1	146.0	87	52	36	2.22	208	66	16-3	.842
Totals	78	65	21	2	3	475.1	377	217	157	2.97	513	250	44-10	.815

Kris Benson, P

First-Team ABCA, 1996; First-Team Baseball America, 1996; First-Team Collegiate Baseball, 1996; First-Team Sporting News, 1996; First-Team NCBWA, 1996

Year	G	GS	CG	SH	SV	IP	H	R	ER	ERA	SO	BB	W-L	Pct.
1994	17	14	1	0	1	85.0	84	48	40	4.24	73	29	7-3	.700
1995	14	14	0	0	0	78.2	75	44	28	3.20	79	23	8-3	.727
1996	19	19	7	4	0	156.0	109	47	35	2.02	204	27	14-2	.875
Totals	50	47	8	4	1	319.2	268	139	103	2.90	356	79	29-8	.784



Righthander Jason Angel (left) and second baseman Jim Crowley (right) were both named All-Americans by Baseball America after the Tigers' College World Series and 60-win season of 1991.

Patrick Boyd, OF

Second-Team Baseball America, 1999; Third-Team NCBWA, 1999

Year	GP-S	AB	R	H	2B	3B	HR	TB	RBI	SB	BB	SO	Avg.
1998	59-59	241	66	83	13	1	8	122	59	11-14	44	46	.344
1999	62-61	246	78	96	22	1	17	171	70	20-25	45	50	.390
2000	69-69	270	50	79	21	4	3	117	49	18-24	44	52	.293
2001	1-1	3	2	1	1	0	0	2	0	0-0	2	0	.333
Totals	191-190	760	196	259	57	6	28	412	178	49-63	135	148	.341

Kurt Bultmann, 2B/SS

Second-Team NCBWA, 1999

Year	GP-S	AB	R	H	2B	3B	HR	TB	RBI	SB	BB	SO	Avg.
1996	63-55	194	34	59	10	0	5	84	27	2-4	25	28	.304
1997	60-60	253	69	88	31	1	16	169	61	3-5	30	42	.348
1998	58-58	234	57	70	18	1	10	120	54	2-4	32	32	.299
1999	68-68	272	73	89	23	2	12	152	72	6-7	46	40	.327
Totals	249-241	953	233	306	82	4	43	525	214	13-20	133	142	.321

Gary Burnham, OF

Third-Team NCBWA, 1995

Year	GP-S	AB	R	H	2B	3B	HR	TB	RBI	SB	BB	SO	Avg.
1994	15-15	47	9	13	3	0	0	16	9	1-1	13	8	.277
1995	66-66	241	61	83	27	4	8	142	62	5-11	46	29	.344
1996	68-68	241	62	70	24	4	6	120	56	2-6	61	40	.290
1997	64-64	266	83	104	23	2	15	176	82	2-4	37	28	.391
Totals	213-213	795	215	270	77	10	29	454	209	10-22	157	105	.340

Dave Caldwell, OF

Third-Team ABCA, 1977

Year	G	AB	R	H	2B	3B	HR	RBI	SB	BB	SO	Avg.
1975	36	125	21	35	7	4	2	23	2	12	20	.280
1976	50	196	39	63	13	8	9	49	2	36	32	.321
1977	41	162	43	46	10	0	7	34	6	28	24	.284
Totals	127	483	103	144	30	12	18	106	10	76	76	.298

Scott Clackum, P

Second-Team Collegiate Baseball, 1998; Third-Team Sporting News, 1998

Year	G	GS	CG	SH	SV	IP	H	R	ER	ERA	SO	BB	W-L	Pct.
1997	24	0	0	0	4	37.1	34	13	8	1.93	33	14	3-4	.429
1998	23	0	0	0	9	40.2	21	5	5	1.11	42	11	7-1	.875
Totals	47	0	0	0	13	78.0	55	18	13	1.50	75	25	10-5	.667

Ty Cline, OF/P

First-Team ABCA, 1960

Year	G	AB	R	H	2B	3B	HR	RBI	SB	BB	SO	Avg.
1959	31	135	34	44	7	3	1	22	10	12	11	.326
1960	22	89	26	31	5	5	0	14	12	13	4	.348
Totals	53	224	60	75	12	8	1	36	22	25	15	.335

Jim Crowley, 2B

First-Team ABCA 1991; Second-Team Baseball America, 1991

Year	GP-S	AB	R	H	2B	3B	HR	TB	RBI	SB	BB	SO	Avg.
1988	48-21	89	15	22	4	0	2	32	6	6-7	17	26	.247
1989	66-66	230	49	69	16	1	10	117	60	5-6	35	39	.300
1990	65-65	251	56	82	15	0	14	139	54	7-9	32	39	.327
1991	68-68	256	79	98	22	0	17	171	77	5-9	39	45	.383
Totals	247-220	826	199	271	57	1	43	459	197	23-31	123	149	.328

Jason Dawsey, P/OF

Second-Team Collegiate Baseball, 1995; Third-Team NCBWA, 1995; Third-Team ABCA, 1995

Year	G	GS	CG	SH	SV	IP	H	R	ER	ERA	SO	BB	W-L	Pct.
1993	27	8	2	0	1	77.2	85	43	35	4.06	70	21	5-2	.714
1994	16	15	1	0	0	97.1	108	51	45	4.16	73	21	6-2	.750
1995	19	19	4	0	2	129.1	101	53	40	2.78	133	45	11-4	.733
Totals	62	42	7	0	3	304.1	294	147	120	3.55	276	87	22-8	.733

Rusty Gerhardt, P

Second-Team ABCA, 1971

Year	G	GS	CG	SH	SV	IP	H	R	ER	ERA	SO	BB	W-L	Pct.
1969	15	15	6			91.0	60	45	35	3.37	99	60	7-3	.700
1970	16	14	8			100.1	47	27	20	1.79	111	51	9-4	.692
1971	16	14	6			108.0	72	34	26	2.17	111	30	11-3	.786
1972	12	12	6			85.0	75	26	21	2.22	61	22	7-4	.636
Totals	59	55	26			384.1	254	132	102	2.39	382	163	34-14	.708

Nick Glaser, P

Third-Team NCBWA, 2000

Year	G	GS	CG	SH	SV	IP	H	R	ER	ERA	SO	BB	W-L	Pct.
2000	33	0	0	0	15	40.1	38	16	11	2.45	40	29	0-2	.000
2001	18	3	0	0	1	41.1	45	20	18	3.92	44	10	4-3	.571
Totals	51	3	0	0	16	81.2	83	36	29	3.20	84	39	4-5	.444

All-America Tiger Stats

Khalil Greene, SS/3B

First-Team ABCA, 2002; First-Team Baseball America, 2002; First-Team Sports Weekly, 2002; First-Team Collegiate Baseball, 2002; First-Team NCBWA, 2002

Year	GP-S	AB	R	H	2B	3B	HR	TB	RBI	SB	BB	SO	Avg.
1999	69-68	274	58	98	20	1	8	144	69	9-12	31	58	.358
2000	69-69	269	59	98	24	3	5	143	64	12-16	42	39	.364
2001	63-63	241	55	73	18	2	12	131	52	17-21	24	41	.303
2002	71-71	285	93	134	33	1	27	250	91	17-18	46	22	.470
Totals	272-271	1069	265	403	95	7	52	668	276	55-67	143	160	.377

Mike Hampton, 3B

First-Team Collegiate Baseball, 1994; First-Team NCBWA, 1994; Second-Team Baseball America, 1994; Second-Team ABCA, 1994

Year	GP-S	AB	R	H	2B	3B	HR	TB	RBI	SB	BB	SO	Avg.
1993	46-31	130	29	33	13	2	3	59	22	3-5	13	29	.254
1994	75-75	287	84	109	21	4	11	171	70	39-47	47	43	.380
Totals	121-106	417	113	142	34	6	14	230	92	42-52	60	72	.341

Bert Heffernan, C

First-Team ABCA, 1988

Year	G	AB	R	H	2B	3B	HR	RBI	SB	BB	SO	Avg.
1985	65	245	60	85	13	2	9	49	9-13	45	38	.347
1986	61	242	64	80	17	3	8	58	11-15	55	22	.331
1987	65	242	68	81	15	3	4	41	13-19	45	32	.335
1988	68	264	93	89	18	6	6	47	21-24	62	27	.337
Totals	259	993	285	335	63	14	27	195	54-71	207	119	.337

Matt Henrie, P

Third-Team NCBWA, 2002

Year	G	GS	CG	SH	SV	IP	H	R	ER	ERA	SO	BB	W-L	Pct.
1999	5	0	0	0	0	3.1	6	5	5	13.50	1	6	0-0	----
2001	18	10	0	0	2	67.2	59	32	23	3.06	54	24	6-3	.667
2002	21	18	0	0	1	112.2	112	52	39	3.12	81	25	13-5	.722
Totals	44	28	0	0	3	183.2	177	89	67	3.28	136	55	19-8	.704

Doug Hoffman, OF

First-Team ABCA, 1959

Year	AB	R	H	2B	3B	HR	RBI	SB	BB	SO	Avg.
1957	60	11	9	3	1	2	6	2	14	17	.150
1958	114	23	27	2	2	2	16	4	9	27	.237
1959	105	31	33	3	5	4	25	11	33	22	.314
Totals	279	65	69	8	8	8	47	17	56	66	.247

Michael Johnson, 1B

Second-Team ABCA, 2002; Third-Team Collegiate Baseball, 2002

Year	GP-S	AB	R	H	2B	3B	HR	TB	RBI	SB	BB	SO	Avg.
2000	44-32	121	27	37	9	2	3	59	27	2-4	13	34	.306
2001	62-58	218	58	70	13	1	18	139	54	11-11	43	50	.321
2002	71-71	263	62	101	19	1	25	197	81	11-14	50	46	.384
2003	58-58	198	54	67	11	0	12	114	51	1-2	63	38	.338
Totals	235-219	800	201	275	52	4	58	509	213	25-31	169	168	.344



Billy Koch, P

Second-Team NCBWA, 1996

Year	G	GS	CG	SH	SV	IP	H	R	ER	ERA	SO	BB	W-L	Pct.
1994	16	14	1	0	1	78.0	72	57	40	4.62	75	34	4-2	.667
1995	16	14	0	0	0	87.0	70	45	36	3.72	111	37	7-2	.778
1996	19	16	2	0	1	111.2	73	46	39	3.14	152	60	10-5	.667
Totals	51	44	3	0	2	276.2	215	148	115	3.75	338	131	21-9	.700



Dave Lynn (sliding), who was also a three-time letterman and co-captain on the gridiron at Clemson, was an All-American in 1960.



Michael Johnson (left) and Khalil Greene (right) were All-Americans in 2002 and were both drafted by the Padres' organization.

Brian Kowitz, OF

Second-Team Baseball America, 1990

Year	G	AB	R	H	2B	3B	HR	RBI	SB	BB	SO	Avg.
1988	60	179	30	49	16	1	2	21	16-19	20	21	.274
1989	68	267	61	72	15	4	4	43	26-29	46	27	.270
1990	66	253	87	102	22	6	3	60	34-42	44	20	.403
Totals	194	699	178	223	53	11	9	124	76-90	110	68	.319

Joe Landrum, P

First-Team ABCA, 1947

Year	IP	H	R	ER	ERA	SO	BB	W-L	Pct.
1946	104.0	72	31	12	1.04	97	22	10-2	.833
1947	117.0	90	48	29	2.23	98	18	12-2	.857
Totals	221.0	162	79	41	2.18	195	40	22-4	.846

Matthew LeCroy, C

Second-Team ABCA, 1996; Second-Team NCBWA, 1996; First-Team Baseball America, 1997; First-Team NCBWA, 1997; Second-Team ABCA, 1997; Second-Team Collegiate Baseball, 1997; Second-Team Sporting News, 1997

Year	GP-S	AB	R	H	2B	3B	HR	TB	RBI	SB	BB	SO	Avg.
1995	68-68	255	55	85	18	0	15	148	72	0-4	34	57	.333
1996	67-67	244	61	77	18	0	14	137	57	3-4	44	35	.316
1997	64-64	237	62	85	12	1	24	171	79	5-7	53	34	.359
Totals	199-199	736	178	247	48	1	53	456	208	8-15	131	126	.336

Dave Lynn, C

Third-Team ABCA, 1960

Year	G	AB	R	H	2B	3B	HR	RBI	SB	BB	SO	Avg.
1959	1	2	1	1	0	0	1	2	0	1	0	.500
1960	22	89	21	32	3	2	8	31	1	8	10	.358
1961	22	72	20	24	4	0	6	21	1	22	13	.333
Totals	45	163	42	57	7	2	15	54	2	31	23	.350

Eric Macrina, DH

Second-Team ABCA, 1991; Third-Team Collegiate Baseball, 1991

Year	GP-S	AB	R	H	2B	3B	HR	TB	RBI	SB	BB	SO	Avg.
1988	25-11	46	8	8	3	0	3	20	6	1-1	8	10	.174
1989	54-39	152	35	40	8	4	6	74	33	3-5	18	42	.263
1990	53-50	189	38	64	11	1	18	131	69	1-2	24	44	.339
1991	69-68	260	67	87	18	1	24	179	84	3-4	37	69	.335
Totals	201-168	647	148	199	40	6	51	404	192	8-12	87	165	.308

Brad McCann, 3B

Third-Team Baseball America, 2004

Year	GP-S	AB	R	H	2B	3B	HR	TB	RBI	SB	BB	SO	Avg.
2003	60-60	251	44	87	21	1	9	137	67	2-4	12	43	.347
2004	63-63	253	64	96	20	0	16	164	65	6-10	36	43	.379
Totals	123-123	504	108	183	41	1	25	301	132	8-14	48	86	.363

Jim McCollom, 1B

Third-Team ABCA, 1985

Year	G	AB	R	H	2B	3B	HR	RBI	SB	BB	SO	Avg.
1982	56	186	41	50	9	2	11	37	1-2	26	30	.369
1983	51	190	50	66	15	4	9	51	5-6	25	26	.347
1984	55	203	53	71	13	2	11	54	7-7	32	25	.350
1985	64	251	59	98	19	4	21	76	7-11	33	23	.390
Totals	226	830	203	285	56	12	52	218	20-26	116	104	.343

2005 CLEMSON BASEBALL



All-America Tiger Stats

Billy McMillon, OF/1B

First-Team NCBWA, 1993

Year	GP-S	AB	R	H	2B	3B	HR	TB	RBI	SB	BB	SO	Avg.
1991	65-54	202	75	79	26	4	10	143	48	12-17	41	21	.391
1992	32-31	113	34	42	8	3	4	68	27	6-11	21	22	.372
1993	57-57	212	64	80	21	1	5	118	30	11-17	47	30	.377
Totals	154-142	527	173	201	55	8	19	329	105	29-45	109	73	.381

David Miller, 1B

Second-Team NCBWA, 1995; Second-Team ABCA, 1995; Third-Team Baseball America, 1995; Third-Team Collegiate Baseball, 1995

Year	GP-GS	AB	R	H	2B	3B	HR	TB	RBI	SB	BB	SO	Avg.
1993	44-18	85	12	23	3	1	0	28	12	1-1	4	11	.271
1994	71-71	288	52	90	13	4	1	114	59	23-31	36	31	.313
1995	68-68	271	79	103	14	10	9	164	78	27-32	44	36	.380
Totals	183-157	644	143	216	30	15	10	306	149	51-64	84	78	.335

Shane Monahan, OF

First-Team Baseball America, 1994; First-Team NCBWA, 1994; First-Team ABCA, 1994; Second-Team Collegiate Baseball, 1994

Year	GP-S	AB	R	H	2B	3B	HR	TB	RBI	SB	BB	SO	Avg.
1993	65-65	253	64	94	15	7	9	150	64	17-21	20	49	.372
1994	75-75	330	97	137	23	9	11	211	53	23-31	36	33	.415
1995	67-67	273	82	106	22	5	12	174	52	21-28	44	37	.388
Totals	207-207	856	243	337	60	21	32	535	169	61-80	100	119	.394

Ryan Mottl, P

Third-Team NCBWA, 1998

Year	G	GS	CG	SH	SV	IP	H	R	ER	ERA	SO	BB	W-L	Pct.
1997	16	16	2	0	0	106.2	113	63	56	4.72	99	33	10-3	.769
1998	16	16	1	0	0	101.0	101	62	54	4.81	96	31	9-4	.692
1999	19	17	1	0	0	99.2	120	82	68	6.14	84	53	4-8	.333
2000	21	19	2	1	0	107.0	103	52	44	3.70	81	28	10-4	.714
Totals	72	68	6	1	0	414.1	437	259	222	4.82	360	145	33-19	.635

Kevin Northrup, OF

Second-Team ABCA, 1992; Second-Team Baseball America, 1992; Third-Team Collegiate Baseball, 1992

Year	GP-S	AB	R	H	2B	3B	HR	TB	RBI	SB	BB	SO	Avg.
1989	35-14	66	12	14	2	0	1	20	5	3-5	16	19	.212
1990	53-46	173	35	53	10	0	7	84	33	12-12	15	28	.306
1991	67-66	254	72	89	20	9	5	142	48	21-22	31	32	.350
1992	64-64	249	67	95	23	2	9	149	64	47-55	51	31	.382
Totals	219-190	742	186	251	55	11	22	395	150	83-94	113	110	.338

Billy O'Dell, P

Second-Team ABCA, 1954

Year	G	GS	CG	IP	H	R	ER	ERA	BB	SO	W-L	Pct.
1952	10	7	4	56.0	48	36	18	2.89	16	81	5-2	.714
1953	11	8	6	72.1	25	22	11	1.36	32	108	6-3	.667
1954	14	11	9	91.1	56	26	8	0.79	35	111	8-3	.727
Totals	35	26	19	219.2	129	84	37	1.51	83	300	19-8	.704

Chad Phillips, P/OF

Third-Team NCBWA, 1993

Year	G	GS	CG	SH	SV	IP	H	R	ER	ERA	SO	BB	W-L	Pct.
1990	15	0	0	0	0	25.0	24	13	11	3.96	17	5	1-0	1.000
1991	13	3	0	0	2	37.2	40	23	16	3.82	25	16	1-0	1.000
1992	13	1	0	0	3	34.0	32	18	16	4.24	29	11	3-1	.750
1993	16	15	1	0	0	90.2	93	35	30	2.98	69	24	12-2	.857
Totals	57	19	1	0	5	187.1	189	89	73	3.51	140	56	17-3	.850

Year	GP-S	AB	R	H	2B	3B	HR	TB	RBI	SB	BB	SO	Avg.
1990	38-9	44	6	13	5	0	0	18	4	1-1	8	4	.295
1991	45-12	63	15	25	3	0	1	31	14	3-4	11	3	.397
1992	43-40	152	25	44	8	3	2	64	24	6-7	8	25	.288
1993	40-20	42	5	12	3	0	1	18	5	0-0	1	5	.286
Totals	166-81	301	51	94	19	3	4	131	47	10-12	28	37	.312

Steve Reba, P

Third-Team Collegiate Baseball, 2001; Third-Team ABCA, 2001; Second-Team NCBWA, 2002; Third-Team ABCA, 2002; Third-Team Collegiate Baseball, 2002

Year	G	GS	CG	SH	SV	IP	H	R	ER	ERA	SO	BB	W-L	Pct.
1999	21	7	0	0	0	56.2	78	49	47	7.46	45	34	5-4	.555
2000	19	2	0	0	2	42.0	33	16	13	2.79	33	15	3-0	1.000
2001	18	17	2	1	0	108.0	84	39	31	2.58	33	15	12-3	.800
2002	20	19	1	0	0	112.2	121	67	55	4.39	82	44	13-4	.765
Totals	78	45	3	1	2	319.1	316	171	146	4.11	263	124	33-11	.750

Kurt Seibert, SS

Third-Team ABCA, 1976

Year	G	AB	R	H	2B	3B	HR	RBI	SB	BB	SO	Avg.
1974	28	95	22	30	3	2	0	13	4	17	9	.316
1975	43	153	48	49	8	2	0	13	21	39	17	.320
1976	44	160	43	55	5	2	2	13	13	50	12	.344
Totals	115	408	113	134	16	6	2	39	38	106	38	.321

Bill Spiers, SS

First-Team Sporting News, 1987

Year	G	AB	R	H	2B	3B	HR	RBI	SB	BB	SO	Avg.
1985	47	171	31	65	10	1	0	22	9	9	10	.380
1986	62	258	73	83	11	5	12	53	35	35	40	.322
1987	64	252	65	73	13	11	5	44	16	31	26	.290
Totals	173	681	169	221	34	17	17	119	60	75	76	.325

Casey Stone, OF

Third-Team NCBWA, 2001

Year	GP-S	AB	R	H	2B	3B	HR	TB	RBI	SB	BB	SO	Avg.
1998	45-15	86	18	23	3	1	0	28	14	2-2	8	12	.267
1999	49-24	104	22	25	4	0	0	29	17	7-9	18	9	.240
2000	69-69	272	65	97	11	3	1	117	51	25-30	23	15	.357
2001	62-62	274	63	103	17	2	2	130	49	25-30	13	10	.376
Totals	225-170	736	168	248	35	6	3	304	131	59-71	62	46	.337

Tim Teufel, 2B

First-Team Sporting News, 1980

Year	G	AB	R	H	2B	3B	HR	RBI	SB	BB	SO	Avg.
1979	55	197	58	69	14	3	13	50	13	29	32	.350
1980	46	168	44	65	16	1	11	66	13	43	14	.387
Totals	101	365	102	134	30	4	24	116	26	72	46	.367

Ken Vining, P

Third-Team Baseball America, 1996; Third-Team NCBWA, 1996

Year	G	GS	CG	SH	SV	IP	H	R	ER	ERA	SO	BB	W-L	Pct.
1994	20	1	0	0	0	40.1	39	22	18	4.02	45	18	3-0	1.000
1995	22	9	0	0	2	69.0	53	29	26	3.39	78	25	4-0	1.000
1996	19	16	3	2	0	115.0	92	43	38	2.97	135	38	10-3	.769
Totals	61	26	3	2	2	224.1	184	94	82	3.29	258	81	17-3	.850

Denny Walling, OF

First-Team Sporting News, 1975

Year	G	AB	R	H	2B	3B	HR	RBI	SB	BB	SO	Avg.
1975	38	140	46	59	9	3	13	60	11	31	12	.421

Scott Winchester, P


First-Team ABCA, 1995; First-Team Collegiate Baseball, 1995; Second-Team Baseball America, 1995

Year	G	GS	CG	SH	SV	IP	H	R	ER	ERA	SO	BB	W-L	Pct.
1993	26	0	0	0	10	48.1	36	22	14	2.61	42	16	4-1	.800
1994	28	0	0	0	10	38.2	30	10	8	1.86	38	15	5-2	.714
1995	33	0	0	0	14	45.2	23	5	3	0.59	42	16	4-2	.667
Totals	87	0	0	0	34	132.2	89	37	25	1.70	122	47	13-5	.722



Kurt Seibert (right) was an All-America shortstop in 1976 and went on to play in the Major Leagues with the Chicago Cubs. He hit .344 with 50 walks in just 44 games in 1976, and later went on to be an assistant coach at Clemson under Bill Wilhelm from 1989-91.


ACC Academic Honor Roll



Jamie Eggleston



Pat Fitzsimmons




Paul Galloway



Ryan Hub



Elmo Lam



Doug Marchal

1957 Carol Brown
Sam Gambrell
Harold Lingerfelt
1959 Clayton Lowder
1960 David Sprouse
1961 David Sprouse
1962 Damon Vincent
1963 Greg Casey
Elmo Lam
Damon Vincent
David Wrenn
1965 David Wrenn
1966 John Dinneen
Jack McCall
Pete Myers
1967 Bill Bonekat
John Dinneen
Bob Lowell
Pete Myers
Bill Parmer
Keith Waters
Charlie Watson
1968 Bill Bonekat
Nelson Gibson
1969 Bill Bonekat
Dave Monjot
Lindsay Graham
1972 Pat Fitzsimmons
Pete Hendricks
1973 Pat Fitzsimmons
Charlie Ing
Randy Quintrell
Pete Sampson
1974 Terry Armstrong
Charlie Ing
Randy Quintrell
Pete Sampson
1975 Chuck Porter
Randy Quintrell
1976 David Beasley
Steve Nilsson
Chuck Porter
Randy Quintrell
1977 Steve Nilsson
Randy Quintrell
Billy Trapp
1978 Alan Hoover
Steve Nilsson
1979 Alan Armour
Jody Burttram
Doug Gray
Billy Trapp
1980 Greg Guin

Neil Simons
Billy Trapp
1981 Alan Armour
Jody Burttram
Jeff Gilbert
Mike Mahoney
Jeff Gilbert
1982 Frank Russ
Craig Roberson
Jeff Gilbert
1983 Tom Mallon
Craig Roberson
1984 Derek Spears
George Stone
Oliver Whitaker
1985 Burke Fairey
Jeff Kerr
Bill Spiers
George Stone
1986 George Stone
Jeff Frazier
Doug Marchal
1987 Randy Mazey
Tim Parker
Bill Spiers
Oliver Whitaker
1988 Brian Kowitz
Randy Mazey
Tim Parker
Jerome Santivasci
1989 Alan Botkin
Jerome Santivasci
1990 Fred Daniels
Brian Kowitz
Tim Parker
Michael Spiers
David Tripp
1991 Jim Anderson
Fred Daniels
Jeff Miller
Jeff Morris
Michael Spiers
1992 Fred Daniels
Jamie Eggleston
Billy McMillon
Scott Melzer
Jeff Miller
Jeff Morris
Andy Taulbee
1993 Jason Dawsey
Mike Eydenberg
Paul Galloway

Jeff Keppen
Scott Melzer
Hoby Mork
Jeff Morris
Andy Taulbee
1994 Eric DeMoura
Jamie Eggleston
Mike Eydenberg
Paul Galloway
Jeff Keppen
Andy Taulbee
1995 Eric DeMoura
Jamie Eggleston
Paul Galloway
Scott Winchester
1996 Derek Borgert
Eric DeMoura
Paul Galloway
Brian Holstad
Bryan Schroeder
Rodney Williams
1997 Brian Adams
Darren Adams
Derek Borgert
Eric DeMoura
Jeff Kane
Matthew LeCroy
Ryan Mottl
Mike Paradis
Bryan Schroeder
Brian Werner
1998 Darren Adams
Derek Borgert
Mike Calitri
Donovan Harrison
Justin Singleton
1999 Derek Borgert
Mike Calitri
Jesse Douglass
Brian Ellis
Mike Paradis
Grant Redding
Doug Roper
Justin Singleton
Henri Stanley
Jeff Vessell
2000 Chad Bendinelli
Khalil Greene
Paul Harrelson
Matt Henrie
Brian Holstad
B.J. LaMura
Spencer Lindsay

Mike Proto
Jarrod Schmidt
Justin Singleton
Henri Stanley
Casey Stone
2001 Jeff Baker
Chad Coder
Nick Glaser
Khalil Greene
Ryan Hub
Steven Jackson
Michael Johnson
Ryan Klosterman
B.J. LaMura
Mike Proto
Jon Smith
Casey Stone
2002 Jeff Baker
Chad Coder
Josh Cribb
Jess Easterling
Kyle Frank
Zane Green
Khalil Greene
Paul Harrelson
Ryan Hub
Steven Jackson
Michael Johnson
Ryan Klosterman
B.J. LaMura
Gene Pierce
Daniel Pritchard
Jarrod Schmidt
2003 **Josh Cribb**
Herman Demmink
Jess Easterling
Kyle Frank
Zane Green
Paul Harrelson
Jeff Hourigan
Ryan Hub
John Ingram
Steven Jackson
Collin Mahoney
Gene Pierce
Jason Berken
Josh Cribb
Andy D'Alessio
Herman Demmink
Stephen Faris
Doug Hogan
Patrick Hogan
Ryan Hub

John Ingram
Tyler Lumsden
Collin Mahoney
Brad McCann
Gene Pierce
Robert Rohrbaugh
Travis Storrer
P.J. Zocchi

Four-Time Recipients


Randy Quintrell ... 1974-77
Paul Galloway 1993-96
Eric DeMoura 1994-97
Derek Borgert 1996-99
Ryan Hub 2001-04

Three-Time Recipients

Bill Bonekat 1967-69
Billy Trapp 1977,79,80
Jeff Gilbert 1981-83
George Stone 1984-86
Tim Parker 1987,88,90
Fred Daniels 1990-92
Jeff Morris 1991-93
Andy Taulbee 1992-94
Justin Singleton ... 1998-00
Khalil Greene 2000-02
B.J. LaMura 2000-02
Paul Harrelson ... 2000,02,03
Steven Jackson ... 2001-03
Josh Cribb 2002-04
Gene Pierce 2002-04

First-Team All-ACC on the field & chosen to the ACC Academic Honor Roll

Elmo Lam 1963
Jack McCall 1966
Chuck Porter 1976
Neil Simons 1980
Mike Mahoney 1981
Jeff Gilbert 1982
Randy Mazey 1987
Bill Spiers 1987
Brian Kowitz 1990
Scott Winchester 1995
Matthew LeCroy 1997
Jeff Baker 2001
Khalil Greene 2001,02
Michael Johnson 2002



Billy McMillon




Steve Nilsson




Gene Pierce



Mike Proto



Randy Quintrell



Frank Russ



Michael Spiers



David Sprouse



Henri Stanley

2005 CLEMSON BASEBALL



Bill Wilhelm

In his 36 years as a head coach, all at Clemson, Bill Wilhelm posted a record of 1,161-536-10, making him the fifth-winningest coach in the history of college baseball at the time of his retirement. Wilhelm has indeed earned his place among the legends of the college game.



Serving as head baseball coach at one school for your entire career is quite an accomplishment. Having 36 seasons under your belt is an even greater accomplishment. But spending your entire 36-year career at one school and never having a losing season is incredible. That is one of just many accomplishments for the former Tiger coach.

Wilhelm coached his first game at Clemson, a 7-5 win against Michigan State, on March 22, 1958, and the victories never stopped during his 36 years and 1,707 games coached.

Wilhelm had five different teams record at least 50 wins, but his 1993 and last edition may have been his most overachieving squad. The ACC Tournament proved to be pure magic, as the Tigers went through the five-day tournament with a 5-1 record, including a come-from-behind 11-7 win over N.C. State in the championship game.

Clemson received a #2 seed in the NCAA Mid-east Regional in Knoxville, TN, the sixth-consecutive year the Tigers were a #1 or #2 seed heading into NCAA postseason action. During play in Knoxville, the 1993 Tigers set the Clemson record for wins against top-25 teams in a season with 13, so the 45 wins were accomplished against a standout

schedule. Thirty-two of the 65 games were against teams that played in the NCAA Tournament.

Although Wilhelm had many rewarding seasons at Clemson, 1991 was his most successful in terms of wins. The Tigers ran up a 60-10 record that season, the best record in the nation, captured the ACC regular-season title, swept the ACC Tourney and the NCAA Northeast Regional, and earned a trip to the College World Series. That number of wins set an ACC record for victories in a season, breaking the old record of 54, set by the 1987 and 1988 teams.

Wilhelm's 1991 Tigers ranked #4 in **Baseball America's** final poll. The trip to Omaha marked the sixth of his coaching career, and the Tigers' ACC

All-Time Winningest Division I Coaches

Rk	Coach, Current/Last School	Seasons	W	L	T	Pct.
1.	* Augie Garrido , Texas	36	1,486	701	8	.679
2.	* Gene Stephenson , Wichita State	27	1,455	465	3	.757
3.	Cliff Gustafson , Texas	29	1,427	373	2	.792
4.	* Chuck Hartman , Virginia Tech	45	1,401	755	8	.649
5.	* Larry Hays , Texas Tech	34	1,390	752	2	.649
6.	Rod Dedeaux , Southern California	44	1,342	597	16	.691
7.	* Mike Martin , Florida State	25	1,338	452	4	.747
8.	* Larry Cochell , Oklahoma	38	1,308	793	3	.622
9.	Bob Bennett , Fresno State	34	1,300	757	8	.631
10.	Ron Fraser , Miami (FL)	30	1,267	440	9	.741
11.	Jack Stallings , Georgia Southern	39	1,255	700	10	.610
12.	* Ron Polk , Mississippi State	31	1,233	602	2	.672
13.	Jim Dietz , San Diego State	31	1,230	751	18	.620
14.	Al Ogletree , Texas-Pan American	39	1,217	711	1	.631
15.	* Richard Jones , Illinois	38	1,209	729	5	.624
16.	* Mark Marquess , Stanford	28	1,190	565	5	.678
17.	Gary Adams , UCLA	35	1,172	892	12	.567
18.	Bill Wilhelm , Clemson	36	1,161	536	10	.683
	Norm DeBriyn , Arkansas	33	1,161	650	6	.641
20.	Chuck Brayton , Washington State	33	1,158	525	6	.687

* - active; Note: Records are through the 2004 season.

Wilhelm's Milestone Wins

Win	Date	Opponent	Score
1	3-24-1958	Michigan State	7-5
100	4-2-1960	Georgia	11-10
200	4-16-1968	South Carolina	6-5
300	3-17-1972	Georgia Southern	2-1
400	3-11-1976	Maryland	6-0
500	4-12-1978	Newberry	6-1
600	3-14-1981	Winthrop	9-5
700	3-12-1984	Marshall	8-1
800	5-5-1986	South Carolina	7-6
900	4-21-1988	Georgia Tech	7-4
1,000	4-29-1990	Georgia Tech	17-10
1,100	4-8-1992	South Carolina	5-3
1,161	5-29-1993	Fresno State	10-3

Note: Home games in **bold**.

in his career, tops for an ACC coach.

Wilhelm's 1,161 wins rank as one of the highest victory totals in any sport by an ACC head coach. He posted a record of 450-188-1 against ACC teams, a 70.5 winning percentage. That figure includes the ACC Tourney and regular-season games that did not count in the ACC standings. In regular-season play against the league, Wilhelm was 381-158-1, a 70.6 winning percentage.

The Tigers have won 13 ACC titles outright, more than any other team, and Wilhelm was the mentor for 11 of them. Clemson has either won or tied for the

regular-season title 22 times, and Wilhelm was the head coach on 19 of those occasions. He had 10 consecutive years (1973-82) where the Tigers either won the ACC regular-season or tournament title.

Wilhelm, a native of China Grove, NC, played at N.C. State for two seasons before signing with the Saint Louis Cardinals in June of 1950. After one year of pro baseball, he entered military service, where he spent two years. He played service ball and spent two more years in the professional ranks before returning to college. He entered Catawba College (Salisbury, NC) and received his undergraduate degree in January of 1957.

Upon graduation, Wilhelm began work on his master's degree at North Carolina. At the same time, he served as an assistant coach for the Tar Heels under Walter Rabb and played catcher for Greensboro in the Carolina League. In August of 1958, Wilhelm received his graduate degree from North Carolina while he was coaching at Clemson. He coached Clemson to the College World Series each of his first two seasons with the Tiger program.

In the spring of 1957, when North Carolina played at Clemson, Tiger Athletic Director Frank Howard asked Rabb to recommend a new baseball coach for Clemson so that the Tigers' head coach (Bob Smith) could become a full-time football coach. Howard took Rabb's advice and hired Wilhelm.

Wilhelm's Accomplishments

- 1,161-536-10 in 36 seasons at Clemson (1958-93)
- 5 seasons of at least 50 wins
- 6 NCAA District Championships
- 6 trips to the College World Series
- 7 ACC Tournament titles (tournament started in 1973)
- 11 ACC Championships
- 16 top-25 seasons
- 17 NCAA Regional appearances
- 19 ACC regular-season championships (including ties)
- 20 All-Americans
- 27 players went on to play in the Major Leagues
- 34 players chosen to the NCAA All-District Team
- 36 consecutive years without a losing season
- 88 players chosen First-Team All-ACC
- 100 players signed professional baseball contracts



Bill Wilhelm still ranks as one of the top-20 winningest coaches in Division I history. He amassed 1,161 wins at Clemson from 1958-93.

**OFFICIAL
SPONSOR OF THE
HOME-RUN-TROT**



EASTON.
PLAY WITH IT. OR AGAINST IT.

SC888
STEALTH
BASEBALL-3


Lettermen

A

Abbott, Gus 1 1958
 Adams, Brian 3 1997-99
 Adams, Darren 1 1998
 Adams, Mark 2 1972,73
 Additon, Matt 4 1997-00
 Adeimyo, John 1 1973
 Adkins, Rusty 3 1965-67
 Allen, Robbie 3 1978-80
 Anderson, Jack 1 1969
 Anderson, Jim 2 1990,91
 Angel, Jason 3 1990-92
 Angley, Doug 2 1949,50
 Armstrong, Terry 4 1971-74
 Asbill, Joe 1 1948
 Aughtry, Gene 3 1949-51
 Ayers, Stan 3 1962-64
 Ayoub, Pete 3 1961-63

B

Bach, Woody 1 1968
 Bagwell, Kenny 2 1970,72
 Bagwell, Larry 3 1957-59
 Bailey, Bob 1 1937
 Baker, Jeff 3 2000-02
 Baker, Jimmy 3 1972-74
 Baker, Roger 3 1950-52
 Baldwin, Chuck 4 1984-87
 Barbary, Eddie 3 1965-67
 Barnes, Brian 4 1986-89
 Barnett, Bill 4 1953-56
 Bates, N.G. 1 1953
 Baucom, Steve 4 1984-87
 Beasley, Rick 1 1971
 Belk, Don 3 1941-43
 Belk, Greg 3 1974-76
 Bell, Tom 1 1938
 Bendinelli, Chad 1 2000
 Benson, Kris 3 1994-96
Berken, Jason 2 2003,04
 Berney, Scott 1 2000
 Berry, Ed 2 1947,49
 Berry, Bob 3 1941-43
 Bevis, Jay 4 1969-72
 Bickley, Charlie 2 1940,41
 Biegert, Mark 4 1984-87
 Bigwood, Dave 1 1973
 Blackston, Charlie 2 1954,55
 Blakeney, Reid 2 1959,60
 Blalock, Joe 3 1940-42
 Bohonak, Mike 1 1963
 Bonekat, Bill 3 1967-69
 Bonnette, Robert 4 1976-79
 Boozer, Thomas 4 1999-02
 Borgert, Derek 4 1996-99
 Bosdell, Francis 1 1946
 Boselli, Teddy 3 1936,38,39
 Botkin, Alan 4 1986-89
 Boyce, J.A. 1 1943
 Boyd, Patrick 3 1998-00
 Boyd, Roger 1 1960
 Boyer, John 1 1989
 Bradford, Eric 3 1990-92



Bill Bonekat

Bradford, Jeff 4 1971-74
 Bradley, Jimmy 2 1967,68
 Bradley, Len 2 1979,80
 Bray, Randy 3 1968-70
 Bradshaw, Toby 1 1960
 Brier, Coe 2 1981,82
 Briley, Paxton 3 1990-92
 Brizek, Seth 3 1993-95
 Brodie, George 3 1937-39
 Brodie, G.W. 1 1953
 Brooks, Jerry 3 1986-88
 Broome, Nathan 2 1996,97
 Brown, Carol 2 1955,57
 Brown, C.M. 1 1945
 Brown, Joe 2 1953,54
 Brown, J.R. 1 1947
 Brown, Mike 3 1978-80
 Browning, Skip 3 1997-99
 Bryan, C.A. 1 1928
 Bryant, Tim 2 1959,60
 Buchanan, Dude 3 1939-41
 Buffamoyer, Dave 2 1978,79
 Bultmann, Kurt 4 1996-99
 Burgess, W.A. 1 1932
 Burnett, John 2 1985,86
 Burnette, Bill 1 1962
 Burnette, Zack 3 1958-60
 Burnham, Gary 4 1994-97

C

Cagle, Mavis 2 1945,46
 Caldwell, Dave 3 1975-77
 Calitri, Mike 3 1998-00
 Carpenter, D.D. 1 1943
 Carraway, Doug 2 1965,66
 Carter, Chris 2 1992,93
 Casey, Greg 2 1963,64
 Castelli, Bill 2 1979,80
 Castles, Tom 2 1947,49
 Cathcart, Joe 1 1934
 Chamblee, L.C. 2 1929,30
 Chapman, Tommy 3 1963-65
 Charpia, Rusty 3 1986,88,89
 Chastain, Billy 1 1988
 Chavous, C.C. 3 1933-35
 Childs, Ryan 3 2000-02
 Clackum, Scott 2 1997,98
 Clark, H.M. 2 1932,33
 Cleveland, Tom 1 1947
 Cline, Steve 2 1973,74
 Cline, Ty 2 1959,60
 Coakley, Francis 3 1939-41
 Coakley, George 3 1939-41
 Cobb, Bill 2 1945,46
 Cohen, Earl 1 1966
 Coder, Chad 1 2001
 Coker, Butch 3 1957-59
 Coker, Homer 3 1942,43,47
 Coker, Larry 3 1940-42
 Coker, Ray 3 1937-39
 Coker, Roy 3 1952-54
 Cole, R.A. 2 1933,34
 Coleman, Jim 1 1955
 Collins, Pat 1 1997
Colvin, Tyler 1 2004
 Compton, George 1 1955
 Cone, Mickey 1 1954
 Cook, Brandt 1 1999
 Cook, J.A. 2 1929,31
 Corbin, Ted 1 1992
 Cordileone, Lou 1 1959
 Cositore, Vince 1 1972
 Courtney, M.I. 1 1936
 Couture, Mike 4 1987-90
 Cowart, Lawton 3 1964-66
 Cox, Carol 2 1949,50
 Cram, Josh 1 2001
Cribb, Josh 2 2003,04
 Crocker, Barry 1 1954
 Crook, E.J. 1 1931



Ken Culberson

Crosby, Ralph 2 1937,38
 Crosland, Ben 3 1952,54,55
 Crouch, Roby 3 1950-52
 Crowley, Jim 4 1988-91
 Croxton, Billy 2 1934,35
 Culberson, Ken 4 1948-51
 Currier, Steve 1 1985
 Curtis, John 1 1968

D

D'Alessio, Andy .. 1 2004
 Daniels, Fred 3 1990-92
 Dantzier, Ellis 2 1965,66
 Davidson, Mark 1 1982
 Davis, Billy 1 1983
 Davis, J.H. 1 1931
 Davis, J.W. 1 1933
 Dawsey, Jason 3 1993-95
 Deanhart, Luke 3 1948-50
 DeBerry, Fred 3 1957-59
 DeBerry, Joe 3 1989-91
 Decker, J.B. 1 1931
 Dellastatious, Andy .. 1 1939
 DeLoach, Arthur 1 1937
 DeMaino, L.J. 1 2002
 Demarest, Alan 3 1968-70
Demmink, Herman .. 2 2003,04
 DeMoura, Eric 4 1994-97
 Dempsey, A.G. 1 1951
 Dempsey, Bob 2 1959
 Dillon, Scott 2 1985,86
 Dinneen, John 2 1966,67
 Dixon, Eddie 2 1969,70
 Dobson, Clyde 2 1939,40
 Douglass, Jesse 1 1999
 Drake, Johnny 1 1956
 Duffie, Will 3 1994-96
 Duke, Bill 3 1980-82
 Dunlap, Floopy 1 1928
 Dunlap, Gene 1 1966
 Durham, W.S. 2 1934,35

E

Eckerl, Tony 3 1973-75
 Edwards, Jim 2 1937,38
 Eggleston, Jamie 4 1992-95
 Ellis, Brian 4 1997-00
 Ellis, Dave 3 1961-63
 Embler, Jason 4 1994-97
 Eskew, Bud 1 1928
 Eskew, Jerry 1 1968
 Evans, Garrick 3 2002-04
 Evans, Jim 2 1951,52
 Everett, Brady 2 2003,04
 Eydenberg, Mike 2 1993,94

F

Fahrney, Gary 1 1976
 Faier, Burke 4 1985-88
Faris, Stephen 1 2004
 Faw, Brian 2 1989,90
 Fish, Barry 1 1963

Fisher, Jeff 1 1985
 Fisher, Leo 3 1943,47,48
 Fitzsimmons, Pat 3 1973-75
 Fleming, Ray 2 1946,47
 Foley, Bill 3 1975-77
 Folger, Al 3 1936-38
 Ford, Bill 2 1950,51
 Fordham, Red 2 1930,31
 Foster, Chuck 2 1990,91
 Fox, R.H. 1 1938
 Frank, Kyle 4 1999,01-03
 Frantz, Tim 1 1995
 Frazier, Ron 3 1988-90
 Freeman, Eddis 1 1945
 Freeman, Todd 1 1978
 Fulton, Jay 2 1983,84

G

Gaddis, Bob 2 1948,49
Gaddis, C.J. 1 2004
 Gaines, Roger 3 1952,53,55
 Gallagher, Glenn 2 1980,81
 Galloway, Paul 4 1993-96
 Gambrell, Sam 1 1957
 Garrison, Dave 1 1956
 Gerhardt, Rusty 4 1969-72
 Gibson, Nelson 3 1966-68
 Gilbert, Jeff 3 1981-83
 Gillespie, Frank 4 1943,47-49
 Glaser, Nick 2 2000,01
 Good, Jay 3 1941-43
 Graham, Lindsay 4 1970-73
 Green, Steve 1 1985
 Green, Zane 4 2001-04
 Greene, Khalil 4 1999-02
 Griffith, Nig 4 1947-50
 Grogan, R.L. 1 1946
 Guin, Greg 3 1979-81

H

Hackett, Roger 1 1982
 Hackle, Trent 2 1991,92
Hahn, Jeff 3 2002-04
 Hair, Billy 1 1951
 Hall, Charlie 1 1952
 Hamilton, Hines 1 1948
 Hamilton, Lin 4 1971-74
 Hampton, Mike 2 1993,94
 Harbeson, Gene 3 1961-63
 Harrelson, Paul 4 2000-03
 Harris, Jason 2 1998,99
 Harrison, Donovan 1 1998
 Harrison, R.M. 1 1955
Harvey, Kris 2 2003,04
 Hauser, Scott 3 1995-97
 Hawkins, Ty 1 1987
 Haynes, Richard 4 1971-74
 Hazle, Jim 1 1947
 Hazle, Joe 1 1947
 Heap, Edward 3 1934,36,37
 Heck, Chris 1 1999
 Heffernan, Bert 4 1985-88
 Helms, Garry 1 1967
 Hendley, Bailey 3 1958-60
 Hendley, Dick 3 1949-51
 Hendricks, Pete 2 1971,72
 Hendrix, W.C. 1 1937
 Henrie, Matt 3 1999,01,02
 Herring, J.C. 2 1942,43
 Hess, David 1 1982
 Hester, Ricky 2 1982,83
 Hewitt, Batson 2 1929,30
 Heyward, R.C. 3 1936-38
 Hicks, J.C. 2 1951,52
 Hildebrand, Nolten 2 1952,54
 Hines, J.R. 1 1951
 Hinson, Randy 3 1934-36
 Hoffman, Doug 3 1957-59
 Hoffman, G.C. 1 1930
 Hoffman, J.L. 2 1931,32

Hogan, Patrick 4 2001-04
 Holland, Eddie 3 1968-70
 Holliday, Winston 3 1940-42
 Holstad, Brian 4 1997-00
 Holtz, Mike 4 1991-94
 Hood, H.R. 2 1933,35
 Hoover, Alan 3 1976-78
 Hoover, Donnie 2 1982,83
 Horton, Frank 2 1939,40
 Hourigan, Jeff 2 2002,03
 Hub, Ryan 4 2000,02-04
 Hubbard, Bob 1 1957
 Hudgins, Tom 3 1968-70
 Huggins, Elmer 1 1960
 Huggins, Mike 3 1986,87,89
 Hughes, Bob 4 1945,49-51
 Hughes, Jerald 1 1972
 Humphries, Leonard 3 1954-56
 Hussey, R.E. 1 1953

I


Ing, Charlie 3 1972-74
Ingram, John 1 2004
 Irick, Ed 3 1939-41

J

Jackson, Steven 4 2001-04
 Jackson, Tony 3 1963-65
 James, Bill 3 1966-68
 Jay, John 4 1984-87
 Jersild, Aaron 4 1988,90-92
 Jessen, Herb 3 1940,42,43
 Johnson, Johnny 2 1968,70
 Johnson, Laval 3 1967-69
 Johnson, Michael 4 2000-03
 Jones, Jimmy 1 1948
 Jones, Johnny 2 1962,63
 Joyce, Hardin 2 1947,49
 Joye, Charlie 2 1943,46
 Joye, J.D. 1 1931
 Jordan, J.J. 1 1942
 Justus, Johnny 1 1929

K

Kaltenbach, Leo 1 1955
 Kane, Jeff 1 1999
 Kears, H.H. 1 1932
 Kea, Hootie 3 1949-51
 Kendall, Chet 2 1990,91
 Kenyon, Bobby 3 1978-80
 Keppen, Jeff 2 1993,94
 Key, Jimmy 3 1980-82
 Khoury, Pete 2 1976,77
 Kimbrell, Mike 4 1988-91
 King, Don 1 1953
 King, H.T. 1 1943
 Kingsmore, Doug 3 1952-54
 Klosterman, Ryan 1 2001
 Knoebel, Fred 3 1950-52
 Koch, Billy 3 1994-96
 Kowitz, Brian 3 1988-90
 Kuester, Steve 3 1968-70



Aaron Jersild

Lettermen



Bob Lowell

L

Lahey, Ed 1 1958
LaBella, Barney 1 1975
Lam, Elmo 3 1961-63
LaMura, B.J. 3 2000-02
Landers, Bill 1 1955
Landrum, Joe 2 1946,47
Lawton, John 1 1992
Laycock, Bobby 1 1983
LeCroy, Bradley 4 1997-00
LeCroy, Matthew .. 3 1995-97
Lee, Harry 1 1935
Lee, Larry 2 1973,74
Lemaster, Dave 4 1980-83
Lindsay, H.N. 1 1945
Livingston, Doug .. 2 1995,96
Lockhart, Mike 3 .. 1989,91,92
Locklair, Pop 1 1941
Lodgek, Ed 1 1966
Looper, J.M. 1 1946
Lomax, Nicky 3 1961-63
Lombardi, Justin ... 1 1999
Lowder, Clayton ... 2 1959,60
Lowell, Bob 3 .. 1964,65,67
Lowery, Phillip 3 1986-88
Lumsden, Tyler 3 2002-04
Lynn, Dave 2 1960,61
Lynn, Kevin 2 2000,01
Lyon, Tommy 2 1962,63

M

Macrina, Eric 4 1988-91
Magill, Dick 3 1928-30
Mahaffey, C.R. 2 1928,29
Mahoney, Collin ... 3 2002-04
Mahoney, Mike 2 1975,81
Mahony, Bob 2 1975,76
Malec, Mark 1 1975
Malkmus, David ... 1 1977
Mallon, Tom 2 1983,84
Marchal, Doug 2 1986,87
Marsella, Ben 2 1963,64
Marsh, Bill 1 1957
Martin, Glenn 2 1982,83
Martin, Lynn 1 1983
Martin, W.N. 1 1928
Martin, W.R. 3 .. 1942,43,47
Masone, Tony 2 1978,79
Mathews, Ray 4 1948-51
Matthews, Houston .. 2 1976,77
Matz, Brian 3 1994-96
Mazey, Randy 4 1985-88
McCall, Jack 3 1964-66
McCall, Mike 1 1967
McCann, Brad 2 2003,04
McCleon, Dexter ... 2 1993,94
McCollom, Jim 4 1982-85
McCray, Ontrell ... 2 1996,97
McDaniel, Mark 1 1976
McDonald, Leon ... 2 1957,58
McGee, J.W. 1 1946
McKay, Ray 4 1948-51

McLaurin, Charles . 2 1951,52
McMakin, Lynwood .. 2 1946,47
McMillan, Raiford . 1 1929
McMillon, Billy 3 1991-93
Meekins, Larry 2 1974,75
Melzer, Scott 3 1991-93
Milchin, Mike 3 1987-89
Miller, Bob 1 1933
Miller, David 3 1993-95
Miller, Jeff 4 1990-93
Miller, Seth 2 2001,02
Miller, Scott 2 1991,92
Mimms, Charlie ... 3 .. 1942,43,46
Monahan, Shane ... 3 1993-95
Monin, Andy 4 1991-94
Moore, Gene 4 1946-49
Moore, J.N. 1 1928
Moore, Jim 1 1947
Moore, L.H. 1 1946
Moore, Ronnie 2 1964,65
Mork, Hobby 1 1993
Morris, Bobby 2 1953,54
Morris, Jeff 4 1990-93
Morris, Wyman 3 1952-54
Morrow, Sam 1 1951
Mottl, Ryan 4 1997-00
Murphy, Brett 1 2003
Murr, Jack 1 1974
Murray, Joe 1 1952
Musselman, Ron .. 2 1976,77
Myers, Doby 1 1956
Myers, Pete 3 1965-67

N

Nilsson, Steve 3 1976-78
Nimmer, W.A. 1 1930
Nivens, H.B. 2 1929,30
Nixon, Buddy 2 1962,64
Norris, Bobby 1 1959
Northrup, Kevin ... 4 1989-92
Nystrom, Peter 1 1998

O

Oakley, Bill 1 1963
O'Dell, Billy 3 1952-54
Ogburn, Mac 1 1962
Olson, Dave 2 1961,62
O'Quinn, Jim 2 1955,56
Owen, Jim 2 1955,56
Owen, W.H. 1 1945
Owens, Jimmy 1 1964
Owens, Randy 1 1973

P

Pack, Tommy 2 1964,66
Padgett, Matt 3 1996-98
Pagliel, Joe 1 1953
Paradis, Mike 3 1997-99
Parker, Ace 2 1940,41
Parker, Tim 3 .. 1987,88,90
Parkins, R.A. 2 1931,32
Parmer, Bill 3 1965-67
Parrish, Scott 3 .. 1981,83,84
Parsons, Jeff 1 1997
Pasqualini, Charlie . 2 1960,61
Patterson, Choppoy . 1 1960
Paulling, Bob 3 .. 1981,83,84
Pavilack, Harry 2 1960,61
Pawlowski, John .. 3 1983-85
Pawlowski, John A. . 3 1989-91
Pearman, Deas 1 1928
Pearman, F.E. 2 1928,29
Peele, Tim 4 1988-91
Peltz, Pete 2 1977,78
Pennington, Clyde . 1 1935
Phillips, Chad 4 1990-93
Pickens, Bob 1 1940
Pierce, Gene 2 2003,04
Player, W.W. 1 1929
Poe, Sam 2 1959,60

Pomeranz, Mike ... 2 1987,88
Porter, Chuck 3 1974-76
Powers, Scott 3 .. 1981,83,84
Priester, Buck 3 1930-32
Pritchard, Daniel . 2 2003,04
Pritchett, Jesse ... 2 1936,37
Proctor, Landrum .. 3 1931-33
Prophet, Bill 4 1970-73
Proto, Mike 4 1998-01
Pruitt, June 1 1946
Pulaski, Mike 2 1973,74
Pumphrey, Ed 1 1964
Pyzik, Steve 4 2000-03

Q

Qualters, Tommy .. 4 1975-78
Quinn, Andrew 1 1946
Quinn, Dewey 2 1946,47
Quinn, Winston 1 1946
Quintrell, Randy ... 4 1974-77

R

Ramey, E.L. 2 1930,31
Reames, Joe Don . 1 1999
Reba, Steve 4 1999-02
Reese, Gerald 1 1960
Rentz, Luther 3 .. 1942,43,47
Rhinehardt, J.B. ... 1 1932
Rhodes, Rusty 2 1995,96
Rhue, Mike 1 1998
Rice, Tim 2 1983,84
Richey, J. 2 1935,36
Richey, R.M. 2 1933,34
Ricketts, Art 1 1961
Rigsby, Tim 2 1989,90
Riley, Ryan 1 2000
Riley, Stick 2 1945,46
Rivers, I.N. 2 1932,33
Roberson, Craig ... 4 1980-83
Robinson, Jerome . 2 1995,96
Rohrbaugh, Robert . 2 2003,04
Roller, Jimmy 3 1959-61
Roper, Doug 3 .. 1996,98,99
Ross, Jack 1 1946
Rowland, Joey 2 1986,87
Russ, Frank 4 1980-83
Russell, Don 3 1968-70
Russell, J.M. 1 1945
Ryan, Lanny 2 1960,62

S

Sampson, Pete 1 1975
Sanders, H.L. 1 1946
Sanders, Smiley ... 2 1972,73
Santangelo, Lou ... 1 2004
Santivasci, Jerome . 4 .. 1985,87-89
Sargent, Dick 1 1964
Satterfield, Shawn . 2 1992,93
Sauve, Jeff 4 1992-95
Saylors, Robby 2 1952,53
Schmidt, Jarrod ... 3 2000-02
Schmitt, Paul 3 1977-79
Schroeder, Bill 3 1977-79



Jarrod Schmidt


Schroeder, Bryan . 3 .. 1994,95,97
Scott, Ray 2 1996,97
Seibert, Kurt 3 1974-76
Severs, John 3 1969-71
Sexton, Jay 2 1980,81
Sharman, Howard . 2 1964,67
Sheaffer, Danny ... 1 1980
Shealy, Don 3 1955-57
Shealy, Lonnie 2 1954,55
Shepard, David 1 1996
Sherard, Hale 1 1947
Sheriff, Glenn 1 1956
Sherman, Joe 3 1932-34
Shore, Henry 3 1934-36
Shumake, Brooks . 3 1982-84
Siepe, Jeff 1 1970
Simons, Neil 4 1977-80
Simpson, J.A. 1 1951
Singleton, Justin ... 3 1998-00
Sipp, Tony 1 2004
Slevin, David 2 2002,03
Smith, Brodie 1 1994
Smith, Bryan 2 1981,82
Smith, Buster 3 1967-69
Smith, Dale 2 1964,65
Smith, Joe 1 1955
Smith, Jon 3 2000-02
Smith, Romaine .. 2 1930,31
Smith, Tad 2 1990,91
Smith, Tommy 1 1985
Snipes, G.L. 2 1938,39
Snyder, Brian 3 1977-79
Spears, Derek 2 1984,85
Spiers, Bill 3 1985-87
Spiers, Bud 3 1957-59
Spiers, Michael ... 4 1988-91
Spires, Adam 1 1997
Sprouse, Dave 2 1959,60
Squires, Bob 1 1984
Stanley, Henri 4 1997-00
Steele, Bill 3 1985-87
Stefan, Todd 4 1988-91
Stewart, Randy ... 1 1971
Stidham, Ryan 1 1991
Stone, Casey 4 1998-01
Stone, George 2 1984,85
Storrer, Travis 1 2004
Stowe, Harold 3 1957-59
Stroud, Dan 2 1947,49
Sturgeon, Chris ... 1 1993
Suggs, Dick 1 1959
Sullivan, Hank 1 1943
Sullivan, Mike 3 1977-79
Sutton, George 3 1964-66
Swails, A.C. 2 1934,35
Swanner, Jamie ... 1 1983
Sweetenburgh, Dick . 4 1953-56

T

Taulbee, Andy 3 1992-94
Taylor, Joe 2 1992,93
Taylor, Joey 2 1961,62
Templeton, Jim 1 1957
Terrill, Brett 2 1974,75
Teufel, Tim 2 1979,80
Thompson, Tommy .. 2 1985,86
Threadgill, Henry .. 4 1986-89
Timmerman, J.A. ... 1 1945
Toth, Bill 2 1955,56
Trapp, Billy 3 1978-80
Triplett, Russell ... 4 2001-04
Tripp, David 3 1988-90
Trolia, Aaron 1 2003
Troutman, John ... 2 1934,35
Truluck, John 2 1939,40
Tucker, Steve 4 1973-76
Tyler, H.H. 1 1945

U

Ulmer, Reed 1 1948



Steve Williams

Ulnick, Burton 1 1945
Underwood, J.F. ... 1 1936
Urrico, Anthony 1 2001

V

Valiente, Roberto . 2 2002,03
Van Dyke, Steve .. 4 1980-83
Van Volkenburg, Dave .. 4 1969-72
Verner, A.C. 1 1937
Veronee, Jack 1 1961
Vessell, Jeff 1 1999
Vincent, Damon ... 2 1961,62
Vining, Ken 3 1994-96

W

Waldrop, Kenny ... 1 1966
Walker, Adam 1 2003
Walling, Denny 1 1975
Ward, Mike 2 1969,70
Ward, Ryan 2 1995,96
Waters, Keith 3 1966-68
Watkins, G.L. 1 1951
Watson, Charlie ... 3 1965-67
Watson, Mark 2 1994,95
Watson, N.E. 3 1929-31
Watson, Reed 2 1966,68
Weeks, Calvin 4 1969-72
Weems, Billy 4 1977-80
Welch, Scott 2 1986,87
Werner, Brian 1 1996
Whitaker, Oliver ... 4 1984-87
White, Craig 4 .. 1969-71,73
White, Matt 3 1996-98
Whitfield, Larry ... 1 1967
Whitfield, Mike ... 2 1968,69
Wiles, Lee 2 1982,83
Williams, J.A. 1 1928
Williams, Keith 2 1991,92
Williams, Ray 4 1984-87
Williams, Rodney . 3 .. 1993,95,96
Williams, Steve ... 4 1984-87
Wilson, Larry 3 1956-58
Wilson, Mitch 2 1983,84
Wilson, Rick 1 1991
Winchester, Scott . 3 1973-95
Wingo, Billy 4 1974-77
Wisniewski, Gene . 2 1977,78
Woessner, Dave ... 3 1977-79
Woodruff, Foggy .. 1 1930
Wrenn, David 1 1965
Wright, Charlie ... 2 1942,43
Wyatt, Steve 3 1974-76

Y

Young, Rick 2 1969,70
Youngman, Steve . 2 1978,79

Z


Ziegler, M.G. 3 1928-30
Zupa, Ron 3 1966-68

Note: Returning players in **bold**.



ACC Tournament History

Year	Site	W-L	Score	Opponent
1973	Chapel Hill, NC	W	10-6	Wake Forest
	Chapel Hill, NC	W	3-1	Virginia
	Chapel Hill, NC	L	4-8	N.C. State
	Chapel Hill, NC	L ⁽¹⁰⁾	2-3	N.C. State
1974	Raleigh, NC	W	6-4	North Carolina
	Raleigh, NC	L	2-3	Virginia
	Raleigh, NC	W	9-6	Virginia
	Raleigh, NC	W	12-5	N.C. State
	Raleigh, NC	L	6-8	N.C. State
1975	Chapel Hill, NC	L	2-7	North Carolina
	Chapel Hill, NC	W	15-1	Wake Forest
	Chapel Hill, NC	W	7-6	North Carolina
	Chapel Hill, NC	L	2-3	N.C. State
1976	Clemson, SC	W	2-0	Wake Forest
	Clemson, SC	W	2-1	Maryland
	Clemson, SC	W	3-2	Maryland
1977	Clemson, SC	W	10-3	N.C. State
	Clemson, SC	L	4-5	Wake Forest
	Clemson, SC	W	14-6	N.C. State
	Clemson, SC	L	9-22	Wake Forest
1978	Clemson, SC	W	12-1	N.C. State
	Clemson, SC	W	13-0	Duke
	Clemson, SC	W	7-2	Wake Forest
1980	Raleigh, NC	W	4-0	Wake Forest
	Raleigh, NC	W	9-4	Maryland
	Raleigh, NC	W	5-4	N.C. State
	Raleigh, NC	W	12-3	North Carolina
1981	Chapel Hill, NC	W ⁽¹⁰⁾	7-6	Georgia Tech
	Chapel Hill, NC	L	0-1	Duke
	Chapel Hill, NC	W ⁽¹⁰⁾	6-5	Wake Forest
	Chapel Hill, NC	W	7-4	North Carolina
	Chapel Hill, NC	W	9-2	Duke
	Chapel Hill, NC	W	7-5	North Carolina
1982	Chapel Hill, NC	W	10-9	Duke
	Chapel Hill, NC	W	16-2	Georgia Tech
	Chapel Hill, NC	L	4-6	Virginia
	Chapel Hill, NC	L	0-3	North Carolina
1983	Chapel Hill, NC	W	12-5	Virginia
	Chapel Hill, NC	W	8-1	N.C. State
	Chapel Hill, NC	L	5-6	North Carolina
	Chapel Hill, NC	W	14-7	Duke
	Chapel Hill, NC	W	5-2	North Carolina
	Chapel Hill, NC	L	1-10	North Carolina
1984	Durham, NC	L	5-8	Duke
	Durham, NC	W	7-6	Virginia
	Durham, NC	W	12-1	Maryland
	Durham, NC	L	6-7	North Carolina



Future Major League righthander Mike Brown pitched 5.2 hitless and scoreless innings in relief to earn the victory in Clemson's 12-3 win over North Carolina that clinched the 1980 ACC Tournament title.

Records By Site & Opponent

Site	Years	W-L	Runs	Titles	Team	W-L	Runs
Atlanta, GA	1	3-2	44-41	0	Duke	8-3	87-41
Clemson, SC	3	8-2	76-42	2	Florida State	7-10	80-90
Chapel Hill, NC	5	17-9	168-111	1	Georgia Tech	11-8	153-127
Durham, NC	5	7-10	92-105	0	Maryland	12-0	104-30
Fort Mill, SC	2	4-4	55-49	0	North Carolina	15-11	134-126
Greenville, SC	9	35-12	349-196	4	N.C. State	15-9	191-120
Raleigh, NC	2	7-2	65-37	1	Virginia	10-4	90-65
Saint Petersburg, FL	2	6-4	58-56	0	Wake Forest	11-4	105-79
Salem, VA	2	2-4	37-41	0	Totals	89-49	944-678
Totals	31	89-49	944-678	8			

1985	Atlanta, GA	W	17-12	Maryland	Saint Petersburg, FL	L	0-10	Florida State	
	Atlanta, GA	W	3-2	North Carolina	1998	Durham, NC	L	1-4	North Carolina
	Atlanta, GA	L	9-12	Georgia Tech		Durham, NC	L	6-10	Georgia Tech
	Atlanta, GA	W	10-8	Virginia	1999	Durham, NC	W	7-6	N.C. State
	Atlanta, GA	L	5-7	Georgia Tech		Durham, NC	L	3-6	Wake Forest
1986	Durham, NC	W ⁽¹⁴⁾	6-5	Wake Forest		Durham, NC	W	7-6	Maryland
	Durham, NC	L	5-16	Georgia Tech		Durham, NC	W	8-7	Florida State
	Durham, NC	W ⁽¹⁰⁾	7-2	Maryland		Durham, NC	L	5-9	Wake Forest
	Durham, NC	L	4-6	N.C. State	2000	Fort Mill, SC	W	9-5	Virginia
1987	Greenville, SC	W	11-4	Wake Forest		Fort Mill, SC	W	8-4	Florida State
	Greenville, SC	W	9-4	North Carolina		Fort Mill, SC	L	8-9	Georgia Tech
	Greenville, SC	W	8-0	N.C. State		Fort Mill, SC	W	12-5	Virginia
	Greenville, SC	L	1-7	Georgia Tech		Fort Mill, SC	L	4-8	Georgia Tech
	Greenville, SC	L	7-11	N.C. State	2001	Fort Mill, SC	L	3-7	Virginia
1988	Greenville, SC	W	9-1	Duke		Fort Mill, SC	W	7-6	North Carolina
	Greenville, SC	L	0-1	North Carolina		Fort Mill, SC	L	4-5	Florida State
	Greenville, SC	W	9-0	Maryland	2002	Saint Petersburg, FL	W	10-0	Georgia Tech
	Greenville, SC	W	5-4	North Carolina		Saint Petersburg, FL	L	4-9	Florida State
	Greenville, SC	L	6-7	North Carolina		Saint Petersburg, FL	W	5-3	N.C. State
1989	Greenville, SC	W	8-0	Maryland		Saint Petersburg, FL	W	8-6	Wake Forest
	Greenville, SC	W	9-3	Georgia Tech		Saint Petersburg, FL	L	1-4	Florida State
	Greenville, SC	W	5-4	North Carolina	2003	Salem, VA	L	2-10	North Carolina
	Greenville, SC	W	9-2	N.C. State		Salem, VA	L	4-7	Duke
	Greenville, SC	W	12-4	North Carolina	2004	Salem, VA	W	7-6	North Carolina
1990	Greenville, SC	W	13-3	Duke		Salem, VA	L ⁽¹³⁾	7-11	Georgia Tech
	Greenville, SC	W	7-3	Virginia		Salem, VA	W	12-1	N.C. State
	Greenville, SC	L	1-3	North Carolina		Salem, VA	L	5-6	North Carolina
	Greenville, SC	L	5-6	N.C. State					
1991	Greenville, SC	W	13-1	Maryland					
	Greenville, SC	W	7-2	Wake Forest					
	Greenville, SC	W	6-5	Georgia Tech					
	Greenville, SC	W ⁽¹¹⁾	7-4	Virginia					
	Greenville, SC	W	24-8	Georgia Tech					
1992	Greenville, SC	W ⁽¹⁰⁾	3-2	Virginia					
	Greenville, SC	W	5-2	Florida State					
	Greenville, SC	L	1-11	N.C. State					
	Greenville, SC	W	5-4	Georgia Tech					
	Greenville, SC	W	11-0	Florida State					
	Greenville, SC	L	3-7	N.C. State					
1993	Greenville, SC	W	4-2	Duke					
	Greenville, SC	W	6-1	Florida State					
	Greenville, SC	W	9-8	Georgia Tech					
	Greenville, SC	W	7-4	North Carolina					
	Greenville, SC	L	5-7	Florida State					
	Greenville, SC	W	11-7	N.C. State					
1994	Greenville, SC	W	7-1	Maryland					
	Greenville, SC	W	17-5	N.C. State					
	Greenville, SC	W	9-6	Georgia Tech					
	Greenville, SC	L	4-10	Florida State					
	Greenville, SC	W	4-1	Florida State					
1995	Greenville, SC	W	10-0	Maryland					
	Greenville, SC	W	6-4	North Carolina					
	Greenville, SC	W	11-0	Florida State					
	Greenville, SC	W	16-7	N.C. State					
	Greenville, SC	L	2-12	Florida State					
	Greenville, SC	L	2-8	Florida State					
1996	Chapel Hill, NC	W	6-1	Duke					
	Chapel Hill, NC	W	6-1	Georgia Tech					
	Durham, NC	L	2-4	Virginia					
	Durham, NC	L	1-2	Florida State					
1997	Saint Petersburg, FL	W	8-6	Wake Forest					
	Saint Petersburg, FL	W	7-4	Georgia Tech					
	Saint Petersburg, FL	L	4-8	Florida State					
	Saint Petersburg, FL	W ⁽¹⁰⁾	11-6	N.C. State					

Note: Championship-clinching wins in **bold**.



Brad McCann was a 2004 all-tournament selection after totaling nine hits, six runs, three doubles, two homers, six RBIs, and a 591 on-base percentage in five games.

Note: Championship-clinching wins in **bold**.



Brad McCann was a 2004 all-tournament selection after totaling nine hits, six runs, three doubles, two homers, six RBIs, and a .591 on-base percentage in five games.

ACC Tournament Records

Team Batting

At-Bats

Game: 51 vs. Wake Forest, May 14, 1986
Tourney: 217 1993

Runs Scored

Game: 24 vs. Georgia Tech, May 14, 1991
Tourney: 57 1991

Hits

Game: 22 vs. Georgia Tech, May 14, 1991
Tourney: 71 1991
 71 1993

Batting Average

Game: .458 vs. Georgia Tech (22-for-48), May 14, 1991
Tourney: .367 1991

RBIs

Game: 22 vs. Georgia Tech, May 14, 1991
Tourney: 52 1991

Doubles

Game: 8 vs. N.C. State, May 28, 2004
Tourney: 18 1999

Triples

Game: 2 vs. Wake Forest, April 23, 1977
 2 vs. N.C. State, April 21, 1983
 2 vs. Georgia Tech, May 19, 1985
 2 vs. Georgia Tech, May 14, 1991
Tourney: 4 1980
 4 1985
 4 1993

Home Runs

Game: 4 vs. Georgia Tech, May 14, 1991
Tourney: 12 1991

Walks

Game: 11 vs. N.C. State, April 22, 1977
 11 vs. N.C. State, May 19, 1994
Tourney: 31 1995

Stolen Bases

Game: 7 vs. Maryland, May 16, 1986
Tourney: 14 1986

Team Pitching

Innings Pitched

Game: 14.0 vs. Wake Forest, May 14, 1986
Tourney: 56.0 1981

ERA

Tourney: 1.00 1976

Strikeouts

Game: 15 vs. N.C. State, May 19, 1993
Tourney: 48 1992

Individual Batting

Games Played

Tourney: 6 by many
Career: 20 Bert Heffernan (1985-88)

At-Bats

Game: 7 Chuck Baldwin vs. Wake Forest, May 14, 1986
 7 Jim Crowley vs. Georgia Tech, May 14, 1991
 7 Lou Santangelo vs. Georgia Tech, May 27, 2004
Tourney: 27 Shane Monahan, 1995
Career: 82 Bert Heffernan (1985-88)



David Miller had a Tiger record 20 career RBIs in three ACC Tournaments (1993-95).

Runs Scored

Game: 4 Ricky Hester vs. Virginia, April 20, 1983
 4 Rusty Charpia vs. N.C. State, May 16, 1989
 4 Brian Kowitz vs. Duke, May 12, 1990
 4 Jim Crowley vs. Georgia Tech, May 14, 1991
 4 Andy Monin vs. N.C. State, May 19, 1994
Tourney: 11 Michael Spiers, 1991
Career: 19 Khalil Greene (1999-02)

Hits

Game: 5 Dave Lemaster vs. Virginia, April 20, 1983
 5 Khalil Greene vs. Virginia, May 20, 2000
Tourney: 13 Bert Heffernan, 1985
Career: 29 Bert Heffernan (1985-88)

Batting Average

Tourney: .600 Michael Johnson (12-for-20 in 2002) (min. 15 at-bats)
Career: .418 Khalil Greene (1999-02) (28-for-67 from 1999-02) (min. 50 at-bats)

RBIs

Game: 5 Billy McMillon vs. Georgia Tech, May 14, 1991
 5 Jeff Baker vs. Virginia, May 20, 2000
Tourney: 10 Keith Williams, 1993
 10 David Miller, 1995
Career: 20 David Miller (1993-95)

Doubles

Game: 3 Pat Fitzsimmons vs. Wake Forest, April 26, 1975
Tourney: 4 Steve Tucker, 1974
 4 Billy McMillon, 1991
 4 Patrick Boyd, 1999
 4 Khalil Greene, 1999
 4 Jason Harris, 1999
 4 Tony Sipp, 2004
Career: 10 Khalil Greene (1999-02)

Triples

Game: 2 Steve Williams vs. Georgia Tech, May 14, 1991
Tourney: 3 Billy Weems, 1980
Career: 4 Billy Weems (1977-80)

Home Runs

Game: 2 Smiley Sanders vs. Virginia, April 27, 1974
 2 Steve Baucum vs. Georgia Tech, May 15, 1988
 2 Bill Spiers vs. Maryland, May 16, 1986
 2 Eric Macrina vs. Georgia Tech, May 14, 1991
 2 Gary Burnham vs. N.C. State, May 17, 1997

Tourney: 2 Jeff Baker vs. Virginia, May 20, 2000
Career: 4 Smiley Sanders, 1974
 6 Eric Macrina (1988-91)

Walks

Game: 4 Joe Taylor vs. Georgia Tech, May 12, 1992
 4 Tony Sipp vs. Georgia Tech, May 27, 2004
Tourney: 9 Doug Livingston, 1995
Career: 11 Neil Simons (1977-80)

Stolen Bases

Game: 3 Scott Dillon vs. Maryland, May 16, 1986
Tourney: 5 Bill Spiers, 1986
Career: 9 Bill Spiers (1985-87)

Individual Pitching

Appearances

Tourney: 4 Andy Taulbee, 1993
Career: 7 Andy Taulbee (1992-94)

Starts

Tourney: 2 by many
Career: 6 Brian Barnes (1986-89)

Relief Appearances

Tourney: 4 Andy Taulbee, 1993
Career: 7 Eric Bradford (1990-92)

Innings Pitched

Game: 9.0 by many
Tourney: 16.0 Paxton Briley, 1992
Career: 36.0 Brian Barnes (1986-89)

Wins

Tourney: 2 Brian Barnes, 1989
 2 Jason Angel, 1991
 2 Aaron Jersild, 1992
Career: 4 Brian Barnes (1986-89)

Complete Games

Tourney: 1 by many
Career: 2 Chuck Porter (1974-76)
 2 Ron Musselman (1976-77)
 2 Ryan Mottl (1997-00)

ERA

Tourney: 0.00 by many (min. 5.0 IP)
Career: 0.50 Ron Musselman (18.0 IP in 1976,77) (min. 15.0 IP)

Strikeouts

Game: 14 Ron Musselman vs. N.C. State, April 22, 1977
Tourney: 22 Brian Barnes, 1989
Career: 37 Brian Barnes (1986-89)

Saves

Tourney: 2 Andy Taulbee, 1993
 2 Chris Heck, 1999
Career: 3 Scott Winchester (1993-95)

Other Noteworthy Accomplishments

Most Wins in a Single Tournament

Tourney: 5 1981
 5 1989
 5 1991
 5 1993

Complete Game Shutouts in the Tournament

- Ron Musselman vs. Wake Forest, April 23, 1976 (2-0)
- Mike Sullivan vs. Duke, April 23, 1978 (13-0)
- Alan Botkin vs. N.C. State, May 15, 1987 (8-0)
- Jason Dawsey vs. Maryland, May 17, 1995 (10-0)



NCAA Tournament History

Year	Site	W-L	Score	Opponent
1947	Charlotte, NC	L	2-8	Alabama
	Charlotte, NC	W	8-3	Auburn
	Charlotte, NC	W	1-0	Alabama
	Charlotte, NC	W	4-1	Alabama
	New Haven, CT	L	3-7	Yale
1950	Kannapolis, NC	L	1-6	Alabama
	Kannapolis, NC	L	2-4	Kentucky
1954	^Clemson, SC	L	10-11	Virginia Tech
	^Blacksburg, VA	L	1-7	Virginia Tech
1958	Gastonia, NC	L	6-8	Florida
	Gastonia, NC	W	4-2	George Washington
	Gastonia, NC	W ⁽¹⁰⁾	8-5	Florida State
	Gastonia, NC	W	15-14	Florida
	Gastonia, NC	W	3-1	Florida
	*Omaha, NE	W	3-1	Arizona
	*Omaha, NE	L	4-17	Holy Cross
	*Omaha, NE	L	3-5	Western Michigan
1959	Gastonia, NC	W	9-6	Georgia Tech
	Gastonia, NC	W	24-2	Florida State
	Gastonia, NC	W	5-0	Florida State
	*Omaha, NE	L ⁽¹²⁾	2-3	Arizona
	*Omaha, NE	W	7-1	Colorado State
	*Omaha, NE	L	0-7	Penn State
1967	Gastonia, NC	L	3-5	Florida State
	Gastonia, NC	W	5-0	West Virginia
	Gastonia, NC	W	6-4	Florida State
	Gastonia, NC	W	3-2	Auburn
	Gastonia, NC	L ⁽¹³⁾	5-6	Auburn
1975	Ypsilanti, MI	L	3-5	Eastern Michigan
	Ypsilanti, MI	L	4-5	Penn State
1976	Columbia, SC	W	13-2	Furman
	Columbia, SC	W	10-4	South Carolina
	Columbia, SC	W	6-2	Furman
	*Omaha, NE	W	9-4	Auburn
	*Omaha, NE	L ⁽¹⁰⁾	2-3	Eastern Michigan
	*Omaha, NE	L	6-10	Arizona
1977	Miami, FL	W	8-7	Mississippi
	Miami, FL	W	7-2	Miami (FL)
	Miami, FL	L	3-10	Miami (FL)
	Miami, FL	W	10-9	Miami (FL)
	*Omaha, NE	L	7-10	Arizona State
	*Omaha, NE	W	13-4	Temple
	*Omaha, NE	L	0-1	UCLA
1978	Miami, FL	W	8-5	Miami (FL)
	Miami, FL	L	3-9	Marshall
	Miami, FL	L	5-7	Miami (FL)
1979	Miami, FL	W	8-4	Georgia Southern
	Miami, FL	L	1-2	Miami (FL)
	Miami, FL	W	2-0	Georgia Southern
	Miami, FL	L	1-4	Miami (FL)
1980	Clemson, SC	W	22-4	East Tennessee State
	Clemson, SC	W	6-2	South Carolina
	Clemson, SC	W	17-12	South Carolina
	*Omaha, NE	L	5-13	Miami (FL)
	*Omaha, NE	L	4-6	California
1981	Clemson, SC	L	2-7	Wichita State
	Clemson, SC	L	1-2	East Tennessee State
1987	Huntsville, AL	W	8-0	West Virginia
	Huntsville, AL	W	6-3	Seton Hall
	Huntsville, AL	L	5-6	Arkansas
	Huntsville, AL	W	6-3	Auburn
	Huntsville, AL	L	2-4	Arkansas
1988	New Britain, CT	W ⁽¹⁹⁾	3-2	Fordham
	New Britain, CT	L	1-6	Rutgers
	New Britain, CT	W	11-1	Saint John's
	New Britain, CT	L	7-8	Kentucky
1989	Tallahassee, FL	W	6-2	Stetson
	Tallahassee, FL	L	7-14	Auburn
	Tallahassee, FL	W	13-5	Stetson
	Tallahassee, FL	W	11-1	Auburn
	Tallahassee, FL	L	1-8	Florida State
1990	Austin, TX	L	6-9	Creighton
	Austin, TX	W	8-5	Texas-Arlington
	Austin, TX	L	3-4	Creighton

Regional Appearances

Rk	Team	App.
1.	Texas	48
2.	Florida State	42
3.	Southern California	35
4.	Miami (FL)	33
	Oklahoma State	33
6.	Clemson	30
7.	Saint John's	28
8.	Arizona	27
	Fresno State	27
	Oklahoma	27

1991	Orono, ME	W	13-5	Princeton
	Orono, ME	W	8-3	Villanova
	Orono, ME	W	10-9	Mississippi State
	Orono, ME	W	13-5	Maine
	*Omaha, NE	L	4-8	Creighton
	*Omaha, NE	L	11-12	Long Beach State
1992	Starkville, MS	W	8-4	Yale
	Starkville, MS	L	5-6	UCLA
	Starkville, MS	L	6-7	Oklahoma
1993	Knoxville, TN	W	7-3	Rutgers
	Knoxville, TN	W	10-3	Fresno State
	Knoxville, TN	L	4-11	Fresno State
	Knoxville, TN	L	1-9	Kansas
1994	Clemson, SC	W	5-1	The Citadel
	Clemson, SC	L	1-8	Notre Dame
	Clemson, SC	W	6-1	Old Dominion
	Clemson, SC	L	5-11	Auburn
1995	Clemson, SC	W	8-4	Navy
	Clemson, SC	W	11-5	Jacksonville
	Clemson, SC	W	9-5	Winthrop
	Clemson, SC	W	7-4	Alabama
	*Omaha, NE	L	1-3	Tennessee
	*Omaha, NE	L	3-8	Stanford
1996	Clemson, SC	W	9-1	Charleston Southern
	Clemson, SC	W	5-1	Old Dominion
	Clemson, SC	W	6-3	West Virginia
	Clemson, SC	W	12-5	Tennessee
	*Omaha, NE	L	3-7	Miami (FL)
	*Omaha, NE	W ⁽¹⁰⁾	8-5	Oklahoma State
	*Omaha, NE	W	14-13	Alabama
	*Omaha, NE	L	5-14	Miami (FL)
1997	Lubbock, TX	W	13-9	Nevada
	Lubbock, TX	L	6-10	Rice
	Lubbock, TX	L	7-12	Southwest Texas State
1998	Clemson, SC	W	12-3	The Citadel
	Clemson, SC	L ⁽¹⁶⁾	1-2	South Alabama
	Clemson, SC	L	5-8	Southern California
1999	Fayetteville, AR	L	5-23	Southwest Missouri State
	Fayetteville, AR	W	17-3	Delaware
	Fayetteville, AR	W	12-4	Arkansas

All-Time Regional Streaks

Rk	Team		App.	Years
1.	Miami (FL)		32	1973-04
2.	Florida State		27	1978-04
3.	Oklahoma State		19	1981-99
4.	Clemson		18	1987-04
	Texas		18	1979-96
6.	Louisiana State		16	1989-04
7.	Northern Colorado		15	1952-66
8.	Cal. State-Fullerton		14	1991-04
	Georgia Tech		14	1985-98
	Wichita State		14	1987-00

	Fayetteville, AR	W	8-7	Southwest Missouri State
	Fayetteville, AR	W	7-5	Southwest Missouri State
	College Station, TX	L	3-20	Texas A&M
	College Station, TX	W	10-3	Texas A&M
	College Station, TX	L	4-5	Texas A&M
2000	Clemson, SC	W	4-0	Middle Tennessee
	Clemson, SC	W	9-3	Illinois
	Clemson, SC	W	21-3	Middle Tennessee
	Clemson, SC	W	11-4	Mississippi State
	Clemson, SC	W	9-4	Mississippi State
	* Omaha, NE	W	10-6	San Jose State
	* Omaha, NE	L	4-10	Stanford
	* Omaha, NE	L	4-5	Louisiana-Lafayette
2001	Clemson, SC	W	4-1	William & Mary
	Clemson, SC	W	24-4	Seton Hall
	Clemson, SC	W	8-2	Seton Hall
	Coral Gables, FL	L	8-10	Miami (FL)
	Coral Gables, FL	L	6-14	Miami (FL)
2002	Clemson, SC	W	15-1	Georgia Southern
	Clemson, SC	W	4-2	East Carolina
	Clemson, SC	W	21-1	East Carolina
	Clemson, SC	L	6-9	Arkansas
	Clemson, SC	W	8-7	Arkansas
	Clemson, SC	W	7-4	Arkansas
	* Omaha, NE	W	11-10	Nebraska
	* Omaha, NE	W	9-7	Georgia Tech
	* Omaha, NE	L	4-12	South Carolina
	* Omaha, NE	L	2-10	South Carolina
2003	Auburn, AL	L	8-10	Ohio State
	Auburn, AL	W ⁽¹⁰⁾	7-6	Princeton
	Auburn, AL	L	0-15	Auburn
2004	Athens, GA	W	10-6	Birmingham-Southern
	Athens, GA	L	3-6	Georgia
	Athens, GA	W	5-4	Birmingham-Southern
	Athens, GA	W	10-9	Georgia
	Athens, GA	L ⁽¹⁰⁾	6-7	Georgia

Total			84-64 (.568)	30 Tournaments
--------------	--	--	---------------------	-----------------------

* - College World Series; ^ - play-in game (not counted as NCAA game); Note: Championship-clinching wins in **bold**.



The 1996 Tigers won two games in Omaha, including one over top-ranked Alabama.

NCAA Tournament Records

Team Batting

At-Bats

Game: 73 vs. Fordham, May 26, 1988 (19 innings)
Tourney: 369 2002

Runs Scored

Inning: 12 vs. East Carolina, June 2, 2002 (6th inning)
Game: 24 vs. Florida State, June 5, 1959
 24 vs. Seton Hall, May 26, 2001
Tourney: 87 2002

Hits

Game: 24 vs. Middle Tennessee, May 28, 2000
Tourney: 118 2002

Batting Average

Game: .479 vs. Florida State, June 5, 1959 (23-for-48)
Tourney: .364 1991

RBIs

Game: 22 vs. Florida State, June 5, 1959
 22 vs. Seton Hall, May 26, 2001
Tourney: 81 2002

Doubles

Game: 6 vs. Princeton, May 23, 1991
 6 vs. Maine, May 26, 1991
 6 vs. Seton Hall, May 26, 2001
 6 vs. Birmingham-Southern, June 5, 2004
Tourney: 26 2002

Triples

Game: 3 vs. Miami (FL), May 21, 1977
Tourney: 6 1977

Home Runs

Game: 6 vs. Georgia Southern, May 31, 2002
Tourney: 22 2002

Walks

Game: 12 vs. Florida State, June 5, 1959
 12 vs. Nebraska, June 14, 2002
Tourney: 53 2002

Stolen Bases

Game: 10 vs. Saint John's, May 29, 1988
Tourney: 16 2000

Team Pitching

Innings Pitched

Game: 19.0 vs. Fordham, May 26, 1998
Tourney: 89.0 2002

ERA

Tourney: 3.27 1998

Strikeouts

Game: 19 vs. Miami (FL), May 31, 1996
Tourney: 90 1996

Individual Batting

Games Played

Tourney: 10 by many
Career: 31 Khalil Greene (1999-02)

At-Bats

Game: 9 Bert Heffernan vs. Fordham, May 26, 1988 (19 innings)
Tourney: 43 Jeff Baker (10 games in 2002)
 43 Khalil Greene (10 games in 2002)
Career: 127 Khalil Greene (1999-02)



Former Major Leaguer Harold Stowe holds the Tiger NCAA Tourney record for innings pitched, wins, and strikeouts in a career.

Runs Scored

Game: 5 Neil Simons vs. East Tennessee State, May 22, 1980
Tourney: 14 Khalil Greene (10 games in 2002)
Career: 33 Khalil Greene (1999-02)

Hits

Game: 5 Doug Kingsmore vs. Virginia Tech, May 22, 1954
 5 Ty Cline vs. Florida State, June 5, 1959
 5 Khalil Greene vs. Georgia Southern, May 31, 2002
Tourney: 19 Khalil Greene (10 games in 2002)
Career: 49 Khalil Greene (1999-02)

Batting Average

Tourney: .588 Jarrod Schmidt (10-for-17 in 2001) (min. 15 at-bats)
Career: .442 Fred DeBerry (1957-59) (23-for-52 in 1958,59) (min. 50 at-bats)

RBIs

Game: 6 Joe DeBerry vs. Mississippi State, May 25, 1991
 6 Kurt Bultmann vs. Nevada, May 22, 1997
 6 Michael Johnson vs. Seton Hall, May 26, 2001
Tourney: 16 Khalil Greene (10 games in 2002)
Career: 34 Khalil Greene (1999-02)

Doubles

Game: 3 Dave Caldwell vs. Arizona State, June 10, 1977
 3 Khalil Greene vs. Arkansas, May 29, 1999
Tourney: 8 Khalil Greene (10 games in 2002)
Career: 22 Khalil Greene (1999-02)

Triples

Game: 2 Neil Simons vs. Miami (FL), May 21, 1977
 2 Will Duffie vs. Alabama, May 28, 1995
 3 Neil Simons (6 games in 1977)
Career: 5 Neil Simons (1977-80)

Home Runs

Game: 2 by many
Tourney: 6 Zane Green (10 games in 2002)
Career: 9 Michael Johnson (2000-02)

Walks

Game: 4 Dick Suggs vs. Florida State, June 5, 1959
 4 Billy Wingo vs. Temple, June 11, 1977
 4 Frank Russ vs. South Carolina, May 25, 1980

4 Brad McCann vs. Birmingham-Southern, June 4, 2004
Tourney: 10 Henri Stanley (8 games in 1999)
Career: 21 Khalil Greene (1999-02)

Stolen Bases

Game: 3 Henry Threadgill vs. Saint John's, May 29, 1988
 3 Kevin Northrup vs. Villanova, May 24, 1991
 3 Shane Monahan vs. The Citadel, May 26, 1994
Tourney: 7 Kevin Northrup (6 games in 1991)
Career: 9 Shane Monahan (1993-95)

Individual Pitching

Appearances

Tourney: 6 Harold Stowe, 1958
Career: 12 Steve Reba (1999-02)

Starts

Tourney: 4 Harold Stowe, 1958
Career: 7 Ryan Mottl (1997-00)
 7 Steve Reba (1999-02)

Relief Appearances

Tourney: 5 Patrick Hogan, 2002
 5 B.J. LaMura, 2002
Career: 9 Patrick Hogan (2001-04)

Innings Pitched

Game: 12.0 Harold Stowe vs. Arizona, June 13, 1959
Tourney: 35.0 Harold Stowe (6 appearances in 1958)
Career: 58.1 Harold Stowe (1957-59)

Wins

Tourney: 3 Harold Stowe, 1958
 3 Matt Henrie, 2002
Career: 5 Harold Stowe (1957-59)

Complete Games

Tourney: 2 Joe Landrum, 1947
 2 Harold Stowe, 1958
 2 Harold Stowe, 1959
 2 Chuck Porter, 1976
 2 Brian Barnes, 1987
Career: 4 Harold Stowe (1957-59)

ERA

Tourney: 0.93 Ken Vining (9.2 IP in 1995) (min. 5.0 IP)
Career: 2.26 Jimmy Key (16.1 IP in 1980-82) (min. 15.0 IP)

Strikeouts

Game: 17 Harold Stowe vs. Florida, June 9, 1958
Tourney: 45 Harold Stowe, 1958
Career: 77 Harold Stowe (1957-59)

Saves

Tourney: 2 Dave Woessner, 1977
Career: 2 Dave Woessner (1977-79)
 2 David Tripp (1988-90)
 2 Jeff Sauve (1992-95)

Other Noteworthy Accomplishments

Most Wins in a Single Tournament

Tourney: 7 2002

Complete Game Shutouts in the Tournament

- Joe Hazle vs. Alabama, June 13, 1947 (1-0)
- Harold Stowe vs. Florida State, June 6, 1959 (5-0)
- Laval Johnson vs. West Virginia, June 3, 1967 (5-0)
- Mike Brown vs. Georgia Southern, May 20, 1979 (2-0)
- Brian Barnes vs. West Virginia, May 21, 1987 (8-0)
- Ryan Mottl vs. Middle Tennessee, May 26, 2000 (4-0)



Tiger Timeline

April 24, 1896 - Clemson played its first baseball game, a 20-13 loss to Furman. The home games were played at Bowman Field in front of Tillman Hall. The Tigers' first head coach was **R.T.V. Bowman**.

May 12, 1899 - Clemson played South Carolina for the first time. The Tigers won 21-8 in eight innings in Columbia. The Gamecocks are the Tigers' most common opponent to date (267 meetings, Clemson leads 157-108-2 (.592)).

1900 - Legendary football coach **John Heisman**, who coached Clemson's gridgers for four seasons, was named the Tigers' baseball coach. **Heisman** compiled a 28-6-1 (.814) record in three seasons (1901-03), which still stands today as the best winning percentage in Tiger history, slightly ahead of another legendary football coach, **Frank Howard**.

1904 - The Tigers' first Major Leaguer, **Vet Sitton**, played in his first season at Clemson. The Pendleton, SC native, a 5-11, 170-pound righthander, played one season for the Indians in 1909, where he was 3-2 with a 2.88 ERA in 50.0 innings pitched. **Sitton** later was the Tigers' head coach from 1915-16 and compiled a 26-18-1 (.589) record.

April 12, 1913 - **Doc Ezell** pitched Clemson's first no-hitter in a 5-0 victory over Erskine.

March 27, 1916 - Clemson defeated West Virginia Wesleyan 4-2 in the first game played at Riggs Baseball Field. Clemson played on this field until the 1970 season.

April 29, 1916 - **Elmer Long** pitched a no-hitter in a 2-0 win over Virginia Military.

1921 - Clemson joined the Southern Conference and was a charter member.

1922 - **Flint Rhem**, one of the Tigers' greatest players of the 20th century, played in his first season at Clemson. He played in the 1922-24 seasons and later went on to play 12 Major League seasons with the Saint Louis Cardinals, Philadelphia Phillies, and Boston Braves. He had a 105-97 career record with a 4.20 ERA and over 1,500 strikeouts. He was 20-7 with a 3.21 ERA with the Cardinals in 1926 in his best season. He once pitched a no-hitter (in 1924, one season before his rookie season in the Majors) while playing for the Fort Smith (AR) minor league team. He struck out 16 batters in the game and made it in "Ripley's Believe It or Not" by not allowing a ball to be hit out of the infield.

April 17, 1924 - **Lefty Smith** pitched a no-hitter in a 6-0 win over South Carolina.

1931 - Clemson's season was cut short due to an outbreak of meningitis on campus in April. Clemson finished 6-2.

1932 - Legendary football coach **Jess Neely**, who coached the Tiger gridgers for nine seasons (1931-39), coached in his first season as Clemson's baseball coach. He compiled a 68-67-2 (.504) record in seven seasons (1932-38).



Flint Rhem (second from left), pictured above with three of his Clemson teammates in the early 1920s, went on to record 105 victories in 12 seasons in the Major Leagues.

1941 - **Dude Buchanan** set the school record for batting average in a single season with a .485 mark (33-for-68).

1943 - **Frank Howard**, Clemson's career leader in football wins (165), coached the baseball team for one season, compiling a 12-3 record. His career record is still the second-best of any coach in Tiger history. There have only been five different baseball head coaches since his brief stint.

March 29, 1946 - **Joe Landrum** pitched a no-hitter in a 6-0 win over Erskine.

1947 - **Joe Landrum** was Clemson's first baseball All-American. He earned first-team honors from the Coaches Association after posting a 12-2 record and 2.23 ERA. **Landrum** went on to pitch with the Brooklyn Dodgers. Clemson won the Southern Conference title with a 13-2 record.

June 12-20, 1947 - Clemson participated in the NCAA Tournament for the first time. The Tigers advanced to the NCAA Eastern Finals and lost to eventual finalist Yale (and first baseman **George Bush**) on June 20 at New Haven, CT.

May 5, 1950 - **Fred Knoebel** hit for the cycle (the first by a Tiger) at South Carolina. He walked in the first, tripled in second, singled in the fourth, and hit a home run in the fifth. **Knoebel** also doubled in the seventh and was hit by a pitch in the eighth. Clemson won the game 14-5.

June 8, 1950 - Clemson played in the NCAA Tournament. The Tigers lost to Alabama and Kentucky at Kannapolis, NC.

April 4, 1952 - **Billy O'Dell** struck out a Clemson-record 21 batters in a 5-2 win over South Carolina at Orangeburg, SC.

May 8, 1953 - **Billy O'Dell** pitched a no-hitter in a 2-0 win over South Carolina. That same day, Clemson officially joined the newly-formed Atlantic Coast Conference.

1954 - Clemson won the ACC title with an 8-4 ACC regular-season record in the conference's inaugural season.

May 22-24, 1954 - Clemson participated in the NCAA Playoffs in a home-and-home series with Virginia Tech, but lost to the Gobblers twice in as many games. Clemson lost the first game 11-10 on May 22. It marked the first NCAA Tournament event in any sport played at Clemson in history. The Tigers lost to Virginia Tech two days later 7-1 in Blacksburg.

Fall, 1957 - From the advice of North Carolina Head Coach **Walter Rabb**, **Frank Howard** hired a 27-year old assistant from China Grove, NC named **Bill Wilhelm**.

March 24, 1958 - **Bill Wilhelm** coached his first game and defeated Michigan State 7-5 in seven innings at Clemson.

May 19, 1958 - Clemson defeated North Carolina 4-1 at Gastonia, NC in a playoff game to determine the ACC Championship. Both teams had 11-3 records after the regular season, forcing the one-game playoff.

June 5-9, 1958 - The Tigers won the NCAA District III Playoffs to advance to the College World Series. The Tigers lost their opening game of the NCAA Tournament to Florida 8-6. Therefore, the Tigers had to win five games in a row to advance to the College World Series in Omaha, NE, a destination never made before by Clemson at the time. So Clemson promptly defeated George Washington and Florida State to stay alive. The only problem was that Clemson had to defeat Florida twice on June 9 to advance. In the first game, the Tigers won a thriller 15-14 when first-year second baseman **Bailey Hendley** singled home **Larry Wilson** in the bottom of

the ninth. Later in the day, Clemson won 3-1 to advance to the College World Series. **Harold Stowe**, who went on to pitch with the Yankees, pitched a four-hitter to earn his 13th victory of the season. The two wins in one day still stands today as the only time that Clemson won twice in one day to advance to the College World Series.

June 14-16, 1958 - Clemson participated in the College World Series for the first time ever. Clemson defeated Arizona 4-1 on June 14, but lost to Holy Cross 17-4 on June 15 and Western Michigan 5-3 on June 16.

1958 - **Harold Stowe** led the nation in appearances (21), innings pitched (127.0), strikeouts (126), and wins (14).

May 16, 18, 1959 - After the 1959 regular season, Clemson, Wake Forest, and North Carolina were tied for first place, forcing a playoff among the three. Clemson beat Wake Forest 4-2 at Thomasville, NC on May 16 and downed North Carolina 9-7 in Gastonia, NC to claim the ACC crown.

June 4-6, 1959 - Clemson raced through the NCAA District III Playoffs at Gastonia, NC, downing Georgia Tech 9-6 and Florida State twice, 24-2 and 5-0, to advance to Omaha.

June 13-15, 1959 - The Tigers lost to Arizona 3-2 on June 13 in 12 innings in their first game in Omaha. They bounced back and defeated Colorado State 7-1 the next day, but were eliminated by Penn State 7-0 on June 15.

1959 - Clemson was ranked #7 in the final **Collegiate Baseball** poll.

May 8, 1962 - Clemson hit an ACC-record five homers in one inning (sixth) against South Carolina in a 27-17 win. Clemson also hit a Tiger-record eight homers in the game.

1962 - Clemson led the nation in homers per game (1.6).

April 10, 1965 - May 17, 1966 - **Rusty Adkins** had a 41-game hitting streak. **Adkins** hit .438 during the streak that still stands as the longest in ACC history.

1966 - Clemson led the nation in home runs per game (1.28), runs per game (9.1), and slugging percentage (.502).

May 6, 1967 - **Nelson Gibson** and **Charlie Watson** combined to pitch a no-hitter in a 3-0 win over Georgia Tech.

1967 - The Tigers won the ACC title (11-2). Clemson was ranked #7 in the final **Collegiate Baseball** poll.

June 2-5, 1967 - Clemson participated in the NCAA District III Playoffs in Gastonia, NC. After losing the first game against Florida State, Clemson rebounded with three straight wins. But Auburn ended Clemson's season by defeating the Tigers 6-5 in the championship game in 13 innings.

June 6, 1968 - Lefthander **John Curtis** became Clemson's first first-round Major League Draft pick. **Curtis** was the 10th pick overall in the secondary phase by the Red Sox.

March 7, 1970 - Clemson played its first two games at Doug Kingsmore Stadium. The Tigers defeated Louisville 10-0 and 8-1 in two seven-inning games. The field featured a "Crosley-like" terrace around the outfield fence that gave the field a more closed-in perspective and reduced maintenance for drainage purposes.

1970 - Clemson was ranked #18 in the final **Collegiate Baseball** poll.

April 17, 1971 - **Dave Van Volkenburg** pitched a no-hitter in an 11-0 win over Florida State in a seven-inning game.

1971 - Clemson was ranked #22 in the final **Collegiate Baseball** poll.

March 6, 1973 - **Lindsay Graham** pitched a no-hitter in a 3-0 win over Maryland in an eight-inning game.

Tiger Timeline

1973 - Clemson won the ACC regular-season title with a 10-2 record.

April 19, 1974 - **Chuck Porter** pitched a Clemson and ACC-record 16.0 innings in earning the victory over Virginia 3-2 in the first game of a double-header at Clemson.

1974 - Clemson won the ACC regular-season title with a 10-1 record.

April 22, 1975 - **Steve Tucker** hit for the cycle at Georgia Tech. He doubled in the first, tripled in the fourth, homered in the sixth, and singled in both the seventh and ninth innings. Clemson won the game 18-3.

May 23, 24, 1975 - Clemson participated in the NCAA Midwest Regional in Ypsilanti, MI. Eastern Michigan and Penn State defeated the Tigers 5-3 and 5-4, respectively.

1975 - **Denny Walling** led the nation with 1.58 RBIs per game. Clemson tied for the ACC regular-season title with a 10-2 record and was ranked #25 in the final **Collegiate Baseball** poll.

March 28, 1976 - Clemson defeated North Carolina-Wilmington 10-2 at Doug Kingsmore Stadium for the 1,000th victory in school history.

April 17, 1976 - **Ron Musselman** pitched a no-hitter in a 9-0 win over Virginia. Clemson was ranked #5 in the final **Collegiate Baseball** poll.

1976 - Clemson won the ACC regular-season title with a 10-2 record.

April 23-25, 1976 - Clemson won its first ACC Tournament Championship, as the Tigers defeated Wake Forest 2-0, and Maryland in two games (2-1, 3-2) at Clemson.

May 21-24, 1976 - The Tigers won the NCAA Atlantic Regional in Columbia, SC by downing Furman 13-2 in game one, defeating South Carolina 10-4 in the second game, and beating Furman 6-2 to advance to Omaha.

June 11-14, 1976 - Clemson participated in the College World Series. The Tigers defeated Auburn 9-4 on June 11 and lost to Eastern Michigan 3-2 in 10 innings on June 13. Arizona eliminated the Tigers 10-6 on June 14.

February 26 - March 27, 1977 - Clemson opened the season with a 26-game winning streak, the longest streak in school history.

March 17, 1977 - **Brian Snyder** pitched a no-hitter in an 8-0 win over North Carolina-Wilmington.

1977 - Clemson captured the ACC regular-season title with a 9-1 record. Clemson was ranked #5 in the final **Collegiate Baseball** poll.

May 20-22, 1977 - Clemson defeated Mississippi and won two of three games from the host, Miami (FL), in winning the NCAA South Regional to advance to the College World Series.

June 10-14, 1977 - In the College World Series, Clemson lost to Arizona State 10-7 on June 10, but beat Temple 13-4 the next day. UCLA eliminated Clemson 1-0 on June 14.

1978 - Clemson won the ACC regular-season title with a 10-2 record. The Tigers also started the tradition of wearing the ankle-long, white pants for every game. Clemson was ranked #25 in the final **Collegiate Baseball** poll.



Denny Walling led the nation in RBIs per game (1.58) in the 1975 season.

April 22-24, 1978 - The Tigers won the ACC Tourney title held at Clemson. The Tigers swept through the tourney with wins over N.C. State (12-1), Duke (13-0), and Wake Forest (7-2).

May 19-21, 1978 - In the NCAA Atlantic Regional, the Tigers beat host Miami (FL) 8-5 in the first game, but lost to Marshall (9-3) and Miami (7-5).

April 7, 1979 - Clemson's most productive offensive game came at N.C. State. The score...41-9. The Tigers led 18-6 after four innings and capped off the day with 18 runs in the ninth. **Robert Bonnette** had three hits in the ninth in which 22 Tigers batted. **Neil Simons** went 4-for-6 with three walks, six runs scored, three homers, and a Tiger record-tying 10 RBIs. **Dave Buffamoyer** also set a record with seven runs scored, while **Bonnette** and **Tony Masone** had five hits apiece. Future Major Leaguers **Tim Teufel** and **Bill Schroeder** batted fifth and sixth, respectively, and combined for five hits, nine runs, and nine RBIs.

1979 - Clemson won the ACC regular-season title with a 10-1 record. There was no ACC Tournament that year. Clemson was ranked #9 in the final **Collegiate Baseball** poll.

May 18-20, 1979 - In the NCAA Atlantic Regional at Miami, FL, the Tigers defeated Georgia Southern 8-4, but lost to Miami (FL) 2-1 in the Tigers' next game. The next two games yielded the same results, as Clemson downed Georgia Southern 2-0, but lost to Miami 4-1.

March 10, 1980 - **Mike Brown** pitched a perfect game in a 2-0 win over North Carolina-Wilmington in seven innings.

April 22-26, 1980 - Clemson won the ACC Tournament held at Raleigh, NC by winning four games in a row without a defeat. The Tigers defeated Wake Forest (4-0), Maryland (9-4), N.C. State (5-4), and North Carolina (12-3).

May 22-25, 1980 - In the NCAA Atlantic Regional at Clemson, the Tigers beat East Tennessee State (22-4) and South Carolina twice (6-2, 17-12) to advance to the College World Series.

May 31 - June 1, 1980 - In the College World Series, Clemson lost to Miami (FL) 13-5 and California 6-4.

1980 - Clemson was ranked #4 in the final **Collegiate Baseball** poll.

1981 - Clemson tied for the ACC regular-season title with a 10-4 record.

April 22-26, 1981 - Clemson won the ACC Tournament held at Chapel Hill, NC. Clemson defeated North Carolina 7-5 in the championship game. The Tigers won four straight after losing their second game of the tournament.

May 22, 23, 1981 - In the NCAA Atlantic Regional at Clemson, the Tigers lost to Wichita State (7-2) and East Tennessee State (2-1).

March 5, 1982 - **Jeff Gilbert** pitched a no-hitter in a 5-0 win over Western Carolina.

1982 - Clemson captured the ACC regular-season title with a 10-2 record.

March 6, 1984 - **Scott Parrish** pitched a no-hitter in a 6-0 win over The Citadel in a seven-inning game. The no-hitter is the last by a Tiger to date.

1984 - Clemson tied for the ACC regular-season title with a 12-2 record.

May 13, 1985 - The Tigers played host to the first night game ever at Clemson. The Tigers downed Furman 13-1.

1985 - Clemson tied for the ACC regular-season title with a 9-4 record.

May 4, 1986 - Clemson's longest streak of not being shut-out (232 games) ended with a 5-0 defeat at the hands of South Carolina in Columbia.

May 21-24, 1987 - The Tigers played in the NCAA South Regional at Huntsville, AL. The Tigers defeated West Virginia, Seton Hall, and Auburn, but lost to Arkansas twice and were eliminated from the tournament.

1987 - Clemson was ranked #10 in both the final **Baseball America** and **Collegiate Baseball** polls. The Tigers won 54 games, the first time Clemson reached 50 wins.

May 26-30, 1988 - The Tigers participated in the NCAA Northeast Regional at New Britain, CT. Clemson defeated Fordham 3-2 in game one in 19 innings. It still stands today as the longest game played in Clemson history. The Tigers also defeated Saint John's, but lost to Rutgers and Kentucky, and were eliminated from the tournament.

1988 - The Tigers won the ACC regular-season title with an 18-2 record. Clemson was ranked #15 in the final **Baseball America** poll and #21 in the final **Collegiate Baseball** poll. Lefthander **Mike Milchin** was also a member of the United States Olympic team.

May 13-16, 1989 - Clemson defeated Maryland, Georgia Tech, N.C. State, and North Carolina (twice) in winning the ACC Tournament title at Chapel Hill, NC. Clemson defeated the Tar Heels 12-4 in the championship game.

May 25, 1989 - **Brian Barnes** won his 16th game in a 6-2 win over Stetson in the NCAA Atlantic Regional at Tallahassee, FL, setting the school record for most wins in a season. He also set the Clemson record and led the nation with 208 strikeouts in 1989.

May 25-28, 1989 - The Tigers participated in the NCAA Atlantic Regional at Tallahassee, FL. Clemson defeated Stetson twice and Auburn once, but losses to Florida State and Auburn eliminated the Tigers from the tournament.

May 27, 1989 - April 10, 1990 - **Brian Kowitz** had a 37-game hitting streak, second longest in Clemson history. **Kowitz**, who later played with the Atlanta Braves, hit .430 with 43 RBIs during the streak.

1989 - Clemson was ranked #14 in both the final **Baseball America** and **Collegiate Baseball** polls. **Brian Barnes** ended his career with an ACC-record 44 wins in four seasons.

April 29, 1990 - **Bill Wilhelm** won his 1,000th career game in a 17-10 win over Georgia Tech in Atlanta, GA.

May 25-27, 1990 - Clemson played in the NCAA Central Regional at Austin, TX. Clemson beat Texas-Arlington, but lost to Creighton twice and was eliminated from the tournament.

1991 - Clemson won the ACC regular-season title with an 18-3 record. Clemson was ranked #4 in the final **Baseball America** poll and #8 in the final **Collegiate Baseball** poll. The Tigers ended the season with a school-record 60 wins. **Eric Macrina** hit a then school-record 24 home runs, and Clemson led the nation in runs per game (9.97), winning percentage (.857), and wins (60).

May 11-14, 1991 - The Tigers won the ACC Tournament held at Greenville, SC. The Tigers beat Georgia Tech 24-8 in the title game, winning for the fifth time in as many games.

2005 CLEMSON BASEBALL



Tiger Timeline

May 23–26, 1991 - Clemson swept though the NCAA Northeast Regional at Orono, ME and advanced to the College World Series. Clemson downed Princeton, Villanova, Mississippi State, and Maine.

June 1–3, 1991 - In the College World Series, the Tigers lost to Creighton and Long Beach State.

1992 - Clemson won the ACC regular-season title with a 19-5 record. Clemson was ranked #7 in the final **Baseball America** poll and #10 in the final **Collegiate Baseball** poll.

May 21–23, 1992 - The Tigers participated in the NCAA Mid-east Regional held at Starkville, MS. Clemson defeated Yale, but then lost to UCLA and Oklahoma.

April 20, 1993 - **Keith Williams** hit for the cycle at Furman. He hit a homer in the first, doubled in the third, singled in the sixth, and tripled in the ninth. Clemson won the game 17-2.

May 15–19, 1993 - The Tigers won the ACC Tournament Championship at Greenville, SC. Clemson defeated N.C. State 11-7 in the championship game, a game that ended at 1:21 in the morning. **Jeff Morris'** grand-slam propelled the Tigers to victory. It was just the senior's second career homer. Ironically, both of his homers were grand slams off N.C. State pitcher **David Allen**. Both came in the eighth inning with one out and both gave Clemson the lead.

May 28–31, 1993 - Clemson participated in the NCAA Mid-east Regional held at Knoxville, TN. The Tigers earned victories over Rutgers and Fresno State in their opening two games, but then lost to Fresno State and Kansas.

1993 - Clemson was ranked #17 in both the final **Baseball America** and **Collegiate Baseball** polls.

July 2, 1993 - **Bill Wilhelm** announced his retirement after 36 seasons with the Tiger program. His retirement press conference was fittingly held in the first-base dugout at Doug Kingsmore Stadium. He had a 1,161-536-10 (.683) record and never had a losing season. He was the fifth-winningest coach in history at the time of his retirement.

March 19, 1994 - **Shane Monahan** hit for the cycle at Hawaii-Hilo. He tripled in the first, singled in the second, and homered in the sixth. He also doubled in the eighth and singled in the ninth. Clemson won the game 13-5.

1994 - Clemson won the ACC regular-season title with a 20-4 record in **Jack Leggett's** first season as the Tiger Head Coach. **Leggett** received ACC Coach-of-the-Year honors as well. **Shane Monahan** set the ACC record and led the nation with 137 hits. He also led the nation in runs scored (97) and the Tigers led the nation as a team with 57 wins. Clemson was ranked #4 in the final **Baseball America** poll and #9 in the final **Collegiate Baseball** poll.

May 18–22, 1994 - The Tigers won the ACC Tournament Championship at Greenville, SC. The Tigers defeated Florida State 4-1 in the championship game.

May 26–28, 1994 - Clemson participated in the NCAA East Regional held at Clemson. Clemson downed The Citadel and Old Dominion, but lost to Notre Dame and Auburn.

February 18, 1995 - **Gary Burnham** hit for the cycle at Texas-Arlington. He doubled in the first, tripled in the third, walked in the fifth, homered in the seventh, and singled in the ninth. Clemson won the game 18-0.

April 14, 1995 - The greatest comeback in Clemson history took place on this date, the first game of a three-game set at N.C. State. The Wolfpack had just scored three and six runs in the seventh and eighth innings, respectively, to take a 15-4 lead. The Tiger leadoff batter struck out to start



Shane Monahan's 137 hits, the second-highest total in NCAA history, and aggressive baserunning made him one of the nation's most feared threats in 1994.

the ninth inning. Clemson then got three straight hits and two walks. **Seth Brizek** hit into a fielder's choice for the second out, as **David Miller** scored on the play to cut the deficit to 15-7. The next six Tiger batters all reached safely on hits, highlighted by **Shane Monahan's** three-run homer that cut the Wolfpack lead to just two runs. After two more hits and a walk, **Matthew LeCroy** tied the game with a clutch double. The Tigers went on to win 17-15 in 10 innings. Clemson did so being down 11 runs on the road with no runners on base in the ninth inning and one out, and without the benefit of a Wolfpack error in the ninth.

1995 - Clemson won the ACC regular-season title with a 20-4 record. **Jack Leggett** received ACC Coach-of-the-Year Honors as well. **Paul Galloway** became Clemson's first Academic All-American. Clemson was ranked #8 in both the final **Baseball America** and **Collegiate Baseball** polls.

May 25–28, 1995 - The Tigers won the NCAA East Regional Championship held at Clemson with wins over Navy, Jacksonville, Winthrop, and Alabama.

March 8, 1996 - **Jack Leggett** won his 500th career game as a head coach with a 8-4 win over Virginia Tech at home.

April 21, 1996 - Clemson played in one of the longest non-stop days of baseball in history. The Tigers and Georgia Southern were slated to play two nine-inning games, but the two games lasted a total of 28 innings. The first was a 10-inning affair, with Georgia Southern winning 8-6. The latter game also saw Georgia Southern win, this time 9-7 in 18 innings. The games combined for eight hours and 44 minutes in length (not counting the 31 minutes in between).

May 23–26, 1996 - The Tigers won the NCAA East Regional Championship at Clemson and advanced to the College World Series. Clemson recorded wins over Charleston Southern, Old Dominion, West Virginia, and Tennessee.

May 31 – June 5, 1996 - When Clemson made its eighth College World Series appearance, it had lost seven straight games in Omaha and had never won more than one game in the double elimination tournament. Miami (FL) defeated the Tigers to open the tournament, so Clemson had to win to stay alive. The Tigers responded with a 10-inning, 8-5 win over Oklahoma State and next faced Alabama, the #1

seed. The morning of the game, **Kris Benson** and **Billy Koch** learned they were the first and fourth overall picks, respectively, of the Major League Draft. The Tigers, though, sent out **Ken Vining**, who was 10-3, to face a potent Crimson Tide hitting attack. But it was the Tigers who jumped out to an early 5-0 lead. Alabama battled back to take a 12-10 lead after eight innings. **Gary Burnham** and **Jerome Robinson** led off the ninth with singles. Then, 5'8" second baseman **Doug Livingston** hit an opposite-field double to give Clemson the lead. But the Tigers, who led 14-12, had to contain the hot Alabama bats in the bottom of the ninth. **Brett Taft** led off with a double. **Rusty Loflin** flied out to **Livingston** and **Drew Bounds** singled. On came **Koch**, who was making a rare relief appearance. He struck out **David Tidwell** and seemed to throw a game-ending ground ball off the bat of **Joe Caruso**, but the ball went through the legs of shortstop **Kurt Bultmann**, plating **Taft** and putting runners on first and third. But **Koch** got **Dax Norris** to bounce out to first baseman **Jason Embler**, who made a spectacular grab ranging to his right and looking into the sun. **Embler** flipped to **Koch** to record the final out of the game, as the Tigers won 14-13 and advanced further in the College World Series than it ever had before.

1996 - Clemson led the nation with a 3.03 ERA. Clemson was ranked #5 in the final **Baseball America** poll and #4 in the final **Collegiate Baseball** listing. **Kris Benson** was named national player-of-the-year by **Baseball America** and **Collegiate Baseball**. One of the most decorated players in Tiger history also received the Dick Howser Trophy and the Smith Award. He won his first 14 decisions and had a 2.02 ERA in 156.0 innings pitched. He allowed 109 hits and 27 walks while striking out 204 (7.5-to-1 strikeout-to-walk ratio), easily a Tiger record. He had seven complete games and four shutouts as well. **Benson** was the #1 overall pick in the 1996 draft (Pirates), becoming the first Tiger to be picked at that position. He donned the Red, White, and Blue for Team USA in the Centennial Olympics in Atlanta in 1996, earning a bronze medal. Tiger teammates **Billy Koch** and **Matthew LeCroy** joined **Benson** on the Olympic team.

May 22–24, 1997 - Clemson played in the NCAA Central Regional held at Lubbock, TX. Clemson defeated Nevada in its opener, but lost to Rice and Southwest Texas State.

1997 - **Matthew LeCroy** hit 24 homers, tying the school record. He also set the Tiger career record with 53 homers. **Kurt Bultmann** set a Tiger record with 31 doubles as well.

March 21, 1998 - Clemson scored 19 runs in one inning against Maryland. Ironically, Clemson did not score in any other inning of the game. The run total set an NCAA record for most runs in a third inning. In the inning, Clemson sent 23 batters to the plate, and had 12 hits and six walks. Like the 11-run comeback in the ninth inning at N.C. State in 1995, the first Tiger to bat in the inning was retired. The next 17 batters reached base safely. **Patrick Boyd** and **Kurt Bultmann** both reached base in all three plate appearances and scored three runs in the inning.

April 24, 1998 - **Rusty Adkins** had his jersey retired and was inducted into the Clemson Baseball Ring of Honor, joining **Bill Wilhelm** in the elite company.

May 21–23, 1998 - Clemson won its 2,000th game in school history, as the Tigers defeated The Citadel 12-3 at Doug Kingsmore Stadium in the NCAA East Regional on May 21. Clemson lost to South Alabama in 16 innings and eventual National Champion Southern California.

1998 - Clemson was ranked #21 in the final **Baseball America** poll and #23 in the final **Collegiate Baseball** poll.

March 8, 1999 - Clemson's streak of 146 weeks being ranked in one of the major polls ended. The last time the Tigers were not ranked was at the end of the 1990 season. Clemson had a 407-138 (.747) record over that span.

Tiger Timeline

May 28–30, 1999 - In the NCAA Fayetteville (AR) Regional, Clemson lost to Southwest Missouri State 23-5 in the first game and needed to win four games in two days to advance. The Tigers came through with wins on Saturday over Delaware and host Arkansas. Clemson had to beat Southwest Missouri State twice on Sunday and did just that by 8-7 and 7-5 scores.

June 4–6, 1999 - Texas A&M won two of the three games in the NCAA Super Regional at College Station TX. Despite coming up short, Clemson battled back after a 20-3 defeat in the opening game and had the lead entering the ninth inning in game three in a hostile environment.

1999 - Clemson was ranked #17 in the final **Baseball America** poll and #13 in the final **Collegiate Baseball** poll.

March 20, 2000 - Clemson was ranked #1 by **Collegiate Baseball** after opening the season 19-3. The Tigers spent two weeks as that poll's top team.

May 26–28, 2000 - Clemson played host to Middle Tennessee, Illinois, and Old Dominion in regional play, and claimed wins over Middle Tennessee (4-0, 21-3) and a win over Illinois (9-3) to earn the right at hosting the first-ever Super Regional at Clemson.

June 2, 2000 - Clemson beat Mississippi State 11-4 and 9-4 to earn its ninth trip to the College World Series.

June 9–14, 2000 - Clemson made its first appearance in the College World Series since 1996. The Tigers beat San Jose State 10-6 before losing to top-ranked Stanford 10-4 to fall into the losers' bracket. Clemson was then eliminated by Louisiana-Lafayette 5-4 in the bottom of the ninth inning.

2000 - Clemson finished 51-18 and was ranked #7 in the final **Baseball America** poll, #6 in the final **Collegiate Baseball** poll, and #5 in the final **Sports Weekly** poll.

May 25–27, 2001 - The Tigers drew a #2 seed in the Clemson Regional and played host to South Alabama, William & Mary, and Seton Hall, claiming wins over William & Mary (4-1) and Seton Hall (24-4, 8-2) to advance to the NCAA Super Regional round.

June 1, 2001 - Clemson met Miami (FL) in the Coral Gables Super Regional and was eliminated with a pair of losses (10-8, 14-6). The Hurricanes went on to win the College World Series. The appearance by the Tigers in the Super Regional round was its third straight.

2001 - The Tigers finished 41-22 and ranked #17 in the final **Baseball America** poll, #13 in the final **Collegiate Baseball** poll, and #14 in the final **Sports Weekly** poll.

February 22 – March 15, 2002 - Clemson opened the season with 13 straight wins to vault to #2 in the polls. The Tigers defeated Auburn (3), South Carolina (2), and Purdue (3) during the stretch.

March 12, 2002 - Clemson set the school record for batting average (.522) in a game in defeating Georgia Southern 20-8. The Tigers had 23 hits in 44 at-bats.

March 17 – April 5, 2002 - Clemson won 13 more games in a row to start 26-1. The winning streak helped the Tigers rank #1 in all three polls for seven straight weeks.

April 3, 2002 - **Jeff Baker** hit a walk-off homer against Winthrop to give Clemson a 6-4 win. It was his third homer of the game, as he became the first Tiger to hit three homers in a game since 1993 and the first to do it in the history of Doug Kingsmore Stadium.

April 16 – June 14, 2002 - **Khalil Greene** had a 34-game hitting streak, the third-longest streak in Tiger history. **Greene** batted a remarkable .519 with 48 RBIs during the streak. The streak ended against Georgia Tech in the College World Series.

May 12, 2002 - **Khalil Greene** set the ACC record for career hits with his 367th at Virginia. He went on to total 403 hits, second most in NCAA history. In the series, he also went eight straight at-bats with a hit and 13 consecutive plate appearances reaching base safely. Head Coach **Jack Leggett** also won his 800th career game this day.

June 7–9, 2002 - After sweeping through the Clemson Regional the weekend before, Clemson fell to Arkansas in the first game of the Clemson Super Regional. But the Tigers fought back to win the final two games and advance to the Omaha for the 10th time in school history. **Khalil Greene** homered in his last at-bat Doug Kingsmore Stadium.

June 14–21, 2002 - Clemson had its most successful run in the College World Series when it won the first two games over hometown favorite Nebraska and Georgia Tech. Against the Cornhuskers, Clemson overcame a 7-2 deficit before rallying to win 11-10. **Khalil Greene's** dramatic three-run homer in the seventh inning gave the Tigers the lead late in the game. **Jeff Baker** then broke a 10-10 tie with a walkoff double. **Michael Johnson** then went 3-for-3 with a home run in Clemson's eight-run second inning against Georgia Tech, as the Tigers won their second straight game 9-7. Clemson then ran into a buzzsaw in South Carolina, falling twice. Clemson had beat the Gamecocks three out of four times in the regular season. The final game saw **Greene** start his 269th consecutive game, believed to be an NCAA record. He also played in his 272th straight game, or every game he was a Tiger. He broke the NCAA record for career doubles with his 95th in the College World Series as well.

2002 - Clemson finished 54-17 and was ranked #3 in all three final polls. The Tigers set school records for homers (112), fielding percentage (.971), and saves (26). The trio of **Jeff Baker**, **Khalil Greene**, and **Michael Johnson** combined for 77 homers and 259 RBIs. They were three of eight Tigers selected in the Major League Draft, including **Greene**, who was a first-rounder, and **Johnson**, who was picked in the second round. **Greene** went on to earn national player-of-the-year honors from all six services that gave the award.

March 4 – March 24, 2003 - The Tigers won 14 games in a row. The streak was the seventh-longest in school history and helped catapult Clemson to a #10 national ranking.

April 23, 2003 - **Michael Johnson** hit a three-run, walkoff homer to beat East Tennessee State 6-3 in 12 innings on April 23. In the next game, against Georgia Tech, **Brad McCann** hit a two-out, three-run homer in the bottom of the 10th inning to give Clemson a 9-7 win.

2003 - Clemson extended its streak to 17 consecutive NCAA Tournament appearances with defense being the key to many wins. The Tigers had a .969 fielding percentage for the season, the second-best percentage in school history. Clemson also fell one win short of its 18th-straight 40-win season. **Michael Johnson** was Clemson's lone First-Team All-ACC selection, while lefthander **Robert Rohrbaugh** earned freshman All-America honors.

April 21–24, 2004 - In three games during this span, Clemson won with a walkoff play in all three games. On April 21 against Western Carolina, a Catamount error gave the Tigers an 8-7 victory. Two days later, **Russell Triplett** lined a walkoff single to give the Tigers a 2-1 win over N.C. State. Then the following game, **Zane Green**, who was hitless in his previous 23 at-bats, hit a single to the wall in right-center to give Clemson a 4-3 win over the Wolfpack.

April 25, 2004 - Clemson's 9-6 win over N.C. State gave Head Coach **Jack Leggett** his 500th win as the Tigers' skipper in just his 11th season in Tigertown.

May 12, 2004 - **Brad McCann** became the eighth Tiger in history to total six hits in a 6-for-6 performance against College of Charleston. He also hit two homers, including a grand slam, a double, scored four runs, and had six RBIs.

All-Time Assistant Coaches

Year	Assistant	Assistant	Assistant
1958	Jim Partin	Don Wade	
1959	Jim Partin		
1960	Jim Partin		
1961	Bailey Hendley		
1962	Sam Poe		
1963	Coleman Glaze		
1964	Tommy Lyon		
1965	Tommy Lyon	Dick Sargent	
1966	Dale Smith	Sack Bagley	
1967	Ellis Dantzler		
1968			
1969			
1970	Bill Pate		
1971	Eddie Barbary		
1972			
1973			
1974	Bill Prophet		
1975	Kenny Bagwell		
1976	Richard Haynes		
1977	Kenny Bagwell		
1978	Turtle Thomas		
1979	Turtle Thomas	Lin Hamilton	
1980	Turtle Thomas	Lin Hamilton	
1981	Turtle Thomas	*Walker Swain	
1982	Turtle Thomas	*Walker Swain	Rod Delmonico
1983	Turtle Thomas	*Walker Swain	
1984	Turtle Thomas	*Walker Swain	Chip Reese
1985	Turtle Thomas	*Walker Swain	Chip Reese
1986	Dave Littlefield	*Jeff Gilbert	
1987	Dave Littlefield	*Joel Lepel	
1988	Dave Littlefield	*Joel Lepel	
1989	Kurt Seibert	*Joel Lepel	
1990	Kurt Seibert	*Dick Grapenthin	Randy Mazey
1991	Kurt Seibert	*Dick Grapenthin	Randy Mazey
1992	Jack Leggett	*Randy Mazey	Michael Spiers
1993	Jack Leggett	*Randy Mazey	Jim Schlossnagle
1994	Tim Corbin	*John Pawlowski	Gregg Kilby
1995	Tim Corbin	*John Pawlowski	Gregg Kilby
1996	Tim Corbin	*John Pawlowski	Kevin Erminio
1997	Tim Corbin	*John Pawlowski	Kevin Erminio
1998	Tim Corbin	*John Pawlowski	Kevin Erminio
1999	Tim Corbin	*Kevin O'Sullivan	Mike Hampton
2000	Tim Corbin	*Kevin O'Sullivan	Hank King
2001	Tim Corbin	*Kevin O'Sullivan	Shane Carley
2002	Tim Corbin	*Kevin O'Sullivan	Erik Bakich
2003	*Kevin O'Sullivan	Tom Riginos	Bradley LeCroy
2004	*Kevin O'Sullivan	Tom Riginos	Bradley LeCroy

* - pitching coach

May 28, 2004 - Clemson set an ACC Tournament record with eight doubles in a 12-1 win over N.C. State.

June 6, 2004 - Trailing 9-2 and on the verge of having its season end, Clemson rallied for a 10-9 win at Georgia, capped by **Lou Santangelo's** grand slam in the seventh. The seven-run comeback tied the Tiger record for the biggest deficit overcome to gain victory in an NCAA Tourney game. In game two that day versus the Bulldogs, Clemson led 6-4 entering the ninth. But against **Tony Sipp**, who had been nearly unhittable in the regional, **Bobby Felmy** and **Jason Jacobs** hit solo homers to tie the score, then **Clint Sammons** hit a solo shot in the 10th for the game-winner.

2004 - Clemson earned its 18th straight NCAA Tourney appearance and came one inning away from advancing to a Super Regional. Clemson was #14 in the final unofficial RPI. **Kris Harvey** was the squad's lone First-Team All-ACC pick, while **Patrick Hogan**, **Brad McCann**, and **Lou Santangelo** were second-team picks. **McCann** was also a semifinalist for the Dick Howser Trophy and the Golden Spikes Award, along with earning third-team All-America honors by **Baseball America**. Clemson had a record nine players taken in the Major League Draft, including first-round (supplemental) pick **Tyler Lumsden**.

2005 CLEMSON BASEBALL



Year-By-Year Team Records

Head Coach	Year	W	L	T	Pct.
R.T.V. Bowman	1896	0	2	0	.000
	1897	No Team			
R.T.V. Bowman	1898	2	4	0	.333
Unknown	1899	4	3	0	.571
Unknown	1900	8	2	0	.800
John Heisman	1901	10	2	1	.808
John Heisman	1902	9	3	0	.750
John Heisman	1903	9	1	0	.900
J.W. McMakin	1904	8	6	1	.567
J.W. McMakin	1905	6	8	1	.433
Phillip Sitton					
J.W. McMakin	1906	6	10	1	.382
Frank Shaughnessy	1907	9	7	1	.559
Robert Lynch	1908	6	11	0	.353
Jesse Reynolds	1909	10	12	0	.455
Joe Holland	1910	10	11	0	.476
Frank Dobson	1911	13	10	0	.565
Frank Dobson	1912	11	6	0	.647
Frank Dobson	1913	13	5	0	.722
Coach Robertson	1914	16	6	0	.727
Vet Sitton	1915	13	7	0	.650
Vet Sitton	1916	13	11	1	.540
Country Morris	1917	13	13	0	.500
Jiggs Donahue	1918	11	6	0	.647
Jiggs Donahue	1919	6	15	1	.295
Country Morris	1920	4	15	0	.210
Larry Conover	1921	5	14	0	.263
L.V.H. Durfee	1922	11	8	0	.579
L.V.H. Durfee	1923	12	6	1	.658
L.V.H. Durfee	1924	6	10	0	.375
Thomas May	1925	11	14	0	.440
Cul Richards	1926	8	11	0	.420
Tink Gillam	1927	11	13	1	.460
Joe Guyon	1928	12	9	2	.565
Joe Guyon	1929	15	11	1	.574
Joe Guyon	1930	9	14	0	.391
Joe Guyon	1931	6	2	0	.750
Jess Neely	1932	14	6	0	.700
Jess Neely	1933	11	11	0	.500
Jess Neely	1934	8	8	1	.500
Jess Neely	1935	16	7	1	.688
Jess Neely	1936	6	11	0	.353
Jess Neely	1937	7	12	0	.368
Jess Neely	1938	6	12	0	.333



John Heisman




Jess Neely



Bob Smith

Randy Hinson	1939	10	7	0	.588
Randy Hinson	1940	12	2	2	.813
Tom Rogers	1941	10	6	0	.625
Tom Rogers	1942	8	8	0	.500
Frank Howard	1943	12	3	0	.800
	1944	No Team			
Walter Cox	1945	7	6	0	.538
Randy Hinson	1946	12	5	0	.706
Randy Hinson	1947	24	5	0	.828
Walter Cox	1948	14	12	1	.537
Walter Cox	1949	11	12	0	.478
Walter Cox	1950	20	11	0	.625
Walter Cox	1951	18	7	0	.720
Bob Smith	1952	10	12	0	.455
Bob Smith	1953	11	6	0	.647



Bill Wilhelm

Head Coach	Year	W	L	T	Pct.	ACC	Finish	BA-CB-SW
Bob Smith	*1954	14	10	0	.583		8-4	1st
Bob Smith	1955	7	11	0	.389		5-9	7th
Bob Smith	1956	4	14	2	.250	2-10-2	7th	
Bob Smith	1957	6	12	0	.333	3-11	8th	
Bill Wilhelm	*1958	22	8	0	.733	12-3	1st	
Bill Wilhelm	*1959	24	8	0	.750	11-3	1st	NP-7-NP
Bill Wilhelm	1960	11	10	1	.523	7-6	4th	
Bill Wilhelm	1961	12	11	0	.522	6-8	5th	
Bill Wilhelm	1962	17	8	0	.680	8-6	T-3rd	
Bill Wilhelm	1963	15	11	0	.577	9-5	T-2nd	
Bill Wilhelm	1964	13	13	0	.500	6-7	T-4th	
Bill Wilhelm	1965	18	10	2	.663	9-5	2nd	
Bill Wilhelm	1966	20	7	2	.724	9-4	2nd	
Bill Wilhelm	*1967	29	9	0	.763	11-2	1st	NP-7-NP
Bill Wilhelm	1968	27	14	0	.659	11-7	4th	
Bill Wilhelm	1969	27	17	2	.609	12-8-1	3rd	
Bill Wilhelm	1970	32	16	0	.667	14-8	2nd	NP-18-NP
Bill Wilhelm	1971	27	14	0	.659	10-5	2nd	NP-22-NP
Bill Wilhelm	1972	19	15	0	.559	6-7	5th	
Bill Wilhelm	1973	24	16	0	.600	10-2	T-1st	
Bill Wilhelm	1974	23	15	0	.605	10-1	1st	
Bill Wilhelm	1975	33	10	0	.767	10-2	T-1st	NP-25-NP
Bill Wilhelm	*1976	36	15	0	.706	10-2	1st	NP-5-NP
Bill Wilhelm	1977	42	10	0	.808	9-1	1st	NP-5-NP
Bill Wilhelm	*1978	39	14	0	.736	10-2	1st	NP-25-NP
Bill Wilhelm	*1979	40	15	0	.727	10-1	1st	NP-9-NP
Bill Wilhelm	*1980	38	21	0	.644	6-5	3rd	NP-4-NP
Bill Wilhelm	*1981	34	24	0	.586	10-4	T-1st	
Bill Wilhelm	1982	37	22	0	.627	10-2	1st	
Bill Wilhelm	1983	30	20	1	.598	6-5	3rd	
Bill Wilhelm	1984	38	17	0	.691	12-2	T-1st	
Bill Wilhelm	1985	36	30	1	.545	9-4	T-1st	
Bill Wilhelm	1986	42	21	0	.667	9-4	3rd	
Bill Wilhelm	1987	54	14	1	.790	16-5	2nd	10-10-NP
Bill Wilhelm	1988	54	14	0	.794	18-2	1st	15-21-NP
Bill Wilhelm	*1989	50	20	0	.714	13-5	2nd	14-14-NP
Bill Wilhelm	1990	43	23	0	.651	14-6	2nd	
Bill Wilhelm	*1991	60	10	0	.857	18-3	1st	4-8-NP
Bill Wilhelm	1992	50	14	0	.781	19-5	1st	7-10-NP
Bill Wilhelm	*1993	45	20	0	.692	11-11	5th	17-17-16
Jack Leggett	*1994	57	18	0	.760	20-4	1st	4-9-9
Jack Leggett	1995	54	14	0	.794	20-4	1st	8-8-8
Jack Leggett	1996	51	17	0	.750	17-7	2nd	5-4-4
Jack Leggett	1997	41	23	0	.641	13-10	4th	NR-NR-24
Jack Leggett	1998	43	16	0	.729	14-9	T-2nd	21-23-19
Jack Leggett	1999	42	27	0	.609	13-10	3rd	17-13-14
Jack Leggett	2000	51	18	0	.739	17-7	2nd	7-6-5
Jack Leggett	2001	41	22	0	.650	17-7	2nd	17-13-14
Jack Leggett	2002	54	17	0	.761	16-8	4th	3-3-3
Jack Leggett	2003	39	22	0	.639	15-9	T-3rd	
Jack Leggett	2004	39	26	0	.600	14-10	T-4th	
Totals	107 seasons	2267	1260	29	.642	575-277-3		

* - ACC Champions; Note: No Baseball America poll prior to 1981 and no Sports Weekly poll prior to 1993.

Coaching Records

Head Coach	Years	W	L	T	Pct.	W	L	T	Pct.
R.T.V. Bowman	(2) 1896,98					2	6	0	.250
Unknown	(2) 1899,00					12	5	0	.706
John Heisman	(3) 1901-03					28	6	1	.814
J.W. McMakin	(3) 1904-06					20	24	3	.457
Frank Shaughnessy	(1) 1907					9	7	1	.559
Robert Lynch	(1) 1908					6	11	0	.353
Jesse Reynolds	(1) 1909					10	12	0	.455
Joe Holland	(1) 1910					10	11	0	.476
Frank Dobson	(3) 1911-13					37	21	0	.638
Coach Robertson	(1) 1914					16	6	0	.727
Vet Sitton	(2) 1915,16					26	18	1	.589
Country Morris	(2) 1917,20					17	28	0	.378
Jiggs Donahue	(2) 1918,19					17	21	1	.449
Larry Conover	(1) 1921					5	14	0	.263
L.V.H. Durfee	(3) 1922-24					29	24	1	.546
Thomas May	(1) 1925					11	14	0	.440
Cul Richards	(1) 1926					8	11	0	.421
Tink Gillam	(1) 1927					11	13	1	.460
Joe Guyon	(4) 1928-31					42	36	3	.537
Jess Neely	(7) 1932-38					68	67	2	.504
Randy Hinson	(4) 1939,40,46,47					58	19	2	.747
Tom Rogers	(2) 1941,42					18	14	0	.563
Frank Howard	(1) 1943					12	3	0	.800
Walter Cox	(5) 1945,48-51					70	48	1	.592
Bob Smith	(6) 1952-57	18	34	2	.352	52	65	2	.445
Bill Wilhelm	(36) 1958-93	381	158	1	.706	1161	536	10	.683
Jack Leggett	(11) 1994-04	176	85	0	.674	512	220	0	.699
Totals	107 seasons	575	277	3	.674	2267	1260	29	.642

All-Time Results

1896 (0-2)

Head Coach: R.T.V. Bowman (1st)

Date	St	W-L	Score	Opponent
4/24	H	L	13-20	Furman
5/9	A	L	11-14	Furman

1897 (NO TEAM)

1898 (2-4)

Head Coach: R.T.V. Bowman (2nd)

Date	St	W-L	Score	Opponent
4/8	A	L	4-10	Erskine
4/9	A	W	6-1	Erskine
4/16	A	L	2-5	Furman
4/23	H	W	14-3	Furman
5/7	A	L	4-13	Wofford
5/14	H	L	14-15	Furman

1899 (4-3)

Head Coach: Unknown

Date	St	W-L	Score	Opponent
3/29	H	L	3-14	Cornell
4/1	A	L	5-6	Wofford
4/8	N1	W	6-2	Erskine
4/28	A	L	4-9	Erskine
5/11	A	W	11-3	College of Charleston
5/12	A	W ⁽⁸⁾	21-8	South Carolina
5/20	H	W	11-3	College of Charleston

N1 - Anderson, SC

1900 (8-2)

Head Coach: Unknown

Date	St	W-L	Score	Opponent
3/27	H	W	9-7	Cornell
4/7	N1	W	6-2	Erskine
4/14	A	W	5-1	Furman
4/20	N2	L	7-13	Erskine
4/27	H	L	0-6	Wofford
5/7	H	W	12-0	College of Charleston
5/9	H	W	9-0	The Citadel
5/11	A	W	2-1	Newberry
5/12	A	W	5-4	South Carolina
5/16	A	W	13-3	Georgia

N1 - Anderson, SC; N2 - Greenwood, SC

1901 (10-2-1)

Head Coach: John Heisman (1st)

Date	St	W-L	Score	Opponent
3/29	H	W	8-0	Auburn
3/30	H	W	11-4	Auburn
4/6	N1	L	0-14	North Carolina
4/12	A	L	6-7	Mercer
4/13	A	W	6-3	Mercer
4/23	H	W	25-2	Georgia
4/26	H	W	7-5	Wofford
4/30	H	W	14-1	Wake Forest
5/3	A	W	8-5	Wofford
5/8	H	T ⁽⁸⁾	2-2	North Carolina
5/9	H	W	17-2	The Citadel
5/10	A	W ⁽⁸⁾	15-8	Erskine
5/11	A	W	12-4	South Carolina

N1 - Charlotte, NC

1902 (9-3)

Head Coach: John Heisman (2nd)

Date	St	W-L	Score	Opponent
3/29	N1	L	5-16	North Carolina
4/1	H	W	10-2	Hobart
4/3	H	W ⁽⁸⁾	6-2	Cornell
4/5	N2	W ⁽⁷⁾	9-0	Virginia Tech
4/7	A	W	4-2	The Citadel
4/11	H	W	11-3	Mercer
4/12	A	L	4-12	Georgia Tech
4/17	H	L	1-2	Georgia
4/25	A	W	1-0	Newberry
4/26	A	W	3-1	South Carolina
5/9	A	W	11-3	Furman
5/13	H	W	6-3	Wofford

\$ - forfeited in 7th with Clemson ahead 25-0; N1 - Charlotte, NC; N2 - Charleston, SC



John Heisman, a name synonymous with college football, coached the Tiger baseball team to a 28-6-1 (.814) record from 1901-03. The winning percentage is still the highest in Clemson baseball history.

1903 (9-1)

Head Coach: John Heisman (3rd)

Date	St	W-L	Score	Opponent
4/4	H	W	11-0	Davidson
4/10	A	W	13-8	Georgia
4/11	A	W	5-1	Georgia Tech
4/13	A	W ⁽⁵⁾	3-0	Auburn
4/14	A	W	5-3	Mercer
4/18	H	L	2-5	Erskine
4/21	H	W	18-3	Wake Forest
5/1	A	W	10-4	Wofford
5/6	A	W	6-5	Newberry
5/11	H	W	11-1	Wofford

1904 (8-6-1)

Head Coach: J.W. McMakin (1st)

Date	St	W-L	Score	Opponent
3/28	H	T	2-2	Newberry
4/2	A	W	5-3	Erskine
4/9	H	L	1-2	Furman
4/12	H	L	3-5	Wofford
4/18	N1	L	3-6	Davidson
4/19	A	W	15-1	Belmont Abbey
4/22	A	W	4-1	Georgia Tech
4/23	A	L	3-4	Georgia Tech
4/23	A	L ⁽¹²⁾	3-6	Georgia
4/27	A	L ⁽¹⁰⁾	2-4	Wofford
4/29	A	W	7-5	Mercer
4/30	A	W	12-4	Mercer
5/6	N2	W	11-1	Erskine
5/7	N2	W	15-8	Duke
5/14	H	W	11-1	Georgia Tech

N1 - Charlotte, NC; N2 - Anderson, SC

1905 (6-8-1)

Head Coach: J.W. McMakin (2nd)

Date	St	W-L	Score	Opponent
4/1	H	L	2-3	Georgia
4/8	H	W ⁽⁷⁾	8-3	Erskine
4/12	H	W ⁽¹¹⁾	4-3	Duke
4/14	A	L	0-2	Mercer
4/15	A	W	6-1	Mercer
4/22	A	L	4-5	Georgia Tech ⁽¹⁾
4/22	A	W	5-3	Georgia Tech ⁽²⁾
5/1	A	L	1-3	Newberry
5/3	A	W	10-4	Wofford
5/5	A	L	1-8	Furman
5/6	A	W	10-5	Erskine
5/10	H	L	1-2	Furman

5/13	A	L	2-5	Georgia
5/19	A	L	6-8	Furman
5/20	N1	T	3-3	Wofford

N1 - Anderson, SC

1906 (6-10-1)

Head Coach: J.W. McMakin (3rd)

Date	St	W-L	Score	Opponent
3/24	A	L	1-3	Georgia Tech
3/31	A	L	2-9	Georgia ⁽¹⁾
3/31	A	L	3-4	Georgia ⁽²⁾
4/7	H	L	6-7	Furman
4/12	H	W	13-4	Duke
4/20	A	L	0-4	Mercer
4/21	A	T ⁽¹³⁾	3-3	Mercer
4/25	A	W	9-2	Wofford
4/26	N1	W	8-0	Presbyterian
4/27	N1	W	11-5	Furman
4/28	A	L	3-6	Newberry
4/30	H	L	0-6	Georgia Tech
5/4	N2	L	0-7	Duke
5/5	A	L	3-4	Furman
5/11	H	W	19-5	Wofford
5/12	N3	W	7-1	Wofford
5/19	H	L	2-4	Newberry

N1 - Greenwood, SC; N2 - Charlotte, NC; N3 - Anderson, SC

1907 (9-7-1)

Head Coach: Frank Shaughnessy (1st)

Date	St	W-L	Score	Opponent
3/23	A	W	15-1	Presbyterian
3/30	H	W	4-2	South Carolina
4/5	A	L	2-4	Georgia Tech
4/6	A	T	2-2	Georgia Tech
4/12	H	W	8-0	Presbyterian
4/13	A	W	7-5	Georgia
4/18	H	L	1-3	Erskine
4/20	H	L	0-2	Georgia
4/25	A	W	10-1	Wofford
4/26	N1	L	2-10	Furman
4/27	A	W	5-1	Newberry
4/29	A	L	2-6	South Carolina
4/30	A	L	2-5	Erskine
5/3	N2	L	4-5	Duke
5/4	N2	W	3-0	Duke
5/11	A	W	11-8	Furman
5/18	H	W	7-1	Newberry

N1 - Greenwood, SC; N2 - Charlotte, NC

1908 (6-11)

Head Coach: Robert Lynch (1st)

Date	St	W-L	Score	Opponent
3/28	H	W	7-2	Presbyterian
4/3	A	L	2-4	Georgia Tech
4/4	A	L ⁽¹¹⁾	4-5	Georgia Tech
4/9	H	L	2-4	South Carolina
4/11	H	W	11-1	Furman
4/14	H	L	4-6	Wofford
4/17	H	W	5-4	Erskine
4/23	A	L	7-8	Newberry
4/24	N1	W	8-2	Furman
4/30	A	L	2-4	Wofford
5/1	N2	L	3-5	Duke
5/2	N3	L	0-1	Duke
5/8	A	L	0-8	Georgia
5/9	A	L	0-6	Georgia ⁽¹⁾
5/9	A	L	0-7	Georgia ⁽²⁾
5/13	H	W	4-3	Newberry
5/16	A	W	4-2	Newberry

N1 - Greenwood, SC; N2 - Charlotte, NC; N3 - Winston-Salem, NC

1909 (10-12)

Head Coach: Jesse Reynolds (1st)

Date	St	W-L	Score	Opponent
3/29	H	W	5-4	Riverside Military
4/2	H	W	2-0	Georgia
4/3	H	W	10-3	Georgia
4/5	H	W	15-4	North Georgia
4/6	H	L	2-6	North Georgia
4/7	H	W	6-3	Erskine
4/10	A	W	7-6	Furman
4/14	A	L	2-4	Riverside Military
4/15	A	L	3-5	Gordon Military
4/16	A	W	7-4	Mercer
4/17	A	L	2-6	Mercer
4/21	H	L	7-8	Duke
4/22	A	L	2-3	Wofford
4/24	N1	L	1-4	Duke ⁽¹⁾
4/24	N1	L	0-1	Duke ⁽²⁾
4/29	A	L	0-3	Newberry
4/30	N2	L	5-6	Furman
5/1	A	L	0-3	Erskine
5/4	H	W	6-2	Wofford
5/7	A	L	0-3	South Carolina
5/8	A	W	4-2	South Carolina
5/11	H	W	8-2	Newberry

N1 - Chester, SC; N2 - Greenwood, SC

1910 (10-11)

Head Coach: Joe Holland (1st)

Date	St	W-L	Score	Opponent
3/25	H	L	1-8	Erskine
3/26	H	W	4-0	Erskine
3/28	H	W	4-2	Riverside Military
4/1	A	W	1-0	Georgia
4/2	A	L	0-5	Georgia
4/8	H	W	2-1	Duke
4/9	H	L	3-14	Duke
4/14	A	W	8-1	Wofford ⁽¹⁾
4/14	A	W	5-4	Wofford ⁽²⁾
4/15	A	L	4-8	Newberry
4/16	A	W	5-3	Newberry
4/22	H	W	5-0	Furman
4/23	H	W ⁽¹¹⁾	3-2	Furman
4/29	N1	W	6-5	Erskine ⁽¹⁾
4/29	N1	L ⁽¹¹⁾	2-3	Erskine ⁽²⁾
4/30	A	L	6-8	Presbyterian
5/13	A	L	0-5	Georgia Tech
5/14	A	L ⁽⁷⁾	0-4	Georgia Tech ⁽¹⁾
5/14	A	L ⁽⁷⁾	3-11	Georgia Tech ⁽²⁾
5/16	A	L	2-4	Mercer
5/17	A	L	1-9	Mercer

N1 - Greenwood, SC

1911 (13-10)

Head Coach: Frank Dobson (1st)

Date	St	W-L	Score	Opponent
3/27	H	L	2-5	Georgia

2005 CLEMSON BASEBALL



All-Time Results

3/28	H	L	0-3	Georgia
3/31	A	W	2-1	Erskine
4/1	A	W	8-3	Erskine
4/3	H	W	6-3	College of Charleston
4/7	A	W	4-0	Furman
4/14	H	W	2-1	Newberry
4/15	H	W	3-2	Newberry
4/21	H	W	6-0	Presbyterian
4/22	H	W	6-2	Presbyterian
4/26	A	W	8-5	Wofford
4/27	N1	L	0-7	Duke ⁽¹⁾
4/27	N1	L	5-9	Duke ⁽²⁾
4/28	A	W	6-1	College of Charleston
4/29	A	W	3-0	The Citadel
5/1	A	W	6-4	Furman
5/5	H	W	6-0	Wofford
5/6	H	L	2-3	Wofford
5/10	A	L ⁽⁸⁾	0-6	Mercer ⁽¹⁾
5/10	A	L ⁽⁷⁾	5-11	Mercer ⁽²⁾
5/12	A	L ⁽¹²⁾	6-7	Auburn
5/13	A	L ⁽⁸⁾	4-5	Auburn ⁽¹⁾
5/13	A	L	2-3	Auburn ⁽²⁾

1912 (11-6)

Head Coach: Frank Dobson (2nd)

Date	St	W-L	Score	Opponent
3/29	A	L	0-8	Georgia
3/30	A	L	1-5	Georgia
4/3	H	W	6-0	College of Charleston
4/5	H	W	6-3	Erskine
4/6	H	W	4-3	Erskine
4/12	A	W	6-4	Georgia Tech
4/13	A	L	2-4	Georgia Tech
4/19	H	W	8-3	Furman
4/24	A	L ⁽¹⁰⁾	2-3	Wofford
4/25	A	W	4-2	Wofford
4/26	A	W	4-3	Newberry
4/27	A	L	1-4	Newberry
5/3	A	W	3-2	Presbyterian
5/4	A	W	5-1	Presbyterian
5/6	H	W	2-1	Auburn
5/7	H	W	4-3	Auburn
5/8	H	L	0-4	Auburn

1913 (13-5)

Head Coach: Frank Dobson (3rd)

Date	St	W-L	Score	Opponent
3/28	A	L	0-3	Georgia Tech
3/29	A	L	1-3	Georgia Tech
4/4	H	W	10-8	Georgia
4/5	H	L	4-10	Georgia
4/8	A	W	9-3	Furman
4/12	A	W	3-2	Erskine
4/15	H	W	5-0	Erskine
4/18	H	W	5-1	Presbyterian
4/25	H	L	1-6	Wake Forest
4/26	H	W	4-0	Furman
4/30	A	W	14-5	Wofford
5/1	A	W	9-0	Wofford
5/2	A	W	11-1	Presbyterian
5/3	A	W	10-3	Newberry
5/5	H	W	6-5	Newberry
5/8	A	L	3-9	Auburn
5/9	A	W	18-4	Auburn
5/10	A	W	5-3	Auburn

\$ - no-hit game

1914 (16-6)

Head Coach: Coach Robertson (1st)

Date	St	W-L	Score	Opponent
3/27	A	W	6-3	Georgia
3/28	A	L ⁽¹¹⁾	6-7	Georgia
4/3	H	W ⁽¹¹⁾	2-1	Erskine
4/4	H	W ⁽⁷⁾	8-0	Erskine
4/10	A	W ⁽¹⁰⁾	7-3	Mercer
4/11	A	L	5-7	Mercer
4/15	H	W	6-5	Wofford
4/16	H	W	5-0	The Citadel
4/18	H	W	5-1	Furman

4/21	A	L	9-10	Furman
4/24	N1	W	9-1	Erskine ⁽¹⁾
4/24	N1	W	6-0	Erskine ⁽²⁾
4/29	A	W	7-3	Presbyterian
4/30	A	W	6-2	Presbyterian
5/1	A	W	7-4	Newberry
5/2	A	W	15-9	Newberry
5/6	A	L	6-7	Wofford
5/7	A	W	7-6	Wofford
5/9	A	W	5-1	Furman
5/14	H	L	4-5	Auburn
5/15	H	W	13-5	Auburn
5/16	H	L	2-6	Auburn

N1 - Rock Hill, SC

1915 (13-7)

Head Coach: Vet Sitton (1st)

Date	St	W-L	Score	Opponent
3/26	N1	W	3-2	Furman
4/3	H	W	10-2	Furman
4/9	A	L	1-2	Erskine
4/10	A	L	6-8	Erskine
4/13	H	W	7-4	Richmond
4/14	A	W	7-4	Wofford
4/15	A	W	12-1	Wofford
4/17	H	W	13-3	The Citadel
4/27	H	W	8-2	Presbyterian
4/28	H	W	2-1	Presbyterian
4/30	H	L	3-6	Georgia

5/1	H	L	3-9	Georgia
5/8	A	L	3-10	Auburn ⁽¹⁾
5/8	A	L ⁽⁷⁾	1-3	Auburn ⁽²⁾
5/8	A	L ⁽⁷⁾	0-2	Auburn ⁽³⁾
5/13	H	W	18-7	Newberry
5/14	H	W	14-1	Newberry
5/15	A	W	10-1	Furman
5/17	N2	W	8-2	Furman
5/18	N2	W	5-3	Furman

N1 - Anderson, SC; N2 - Greenwood, SC

1916 (13-11-1)

Head Coach: Vet Sitton (2nd)

Date	St	W-L	Score	Opponent
3/27	H	W	4-2	West Virginia Wesleyan
3/29	H	L	2-3	Erskine
4/4	H	W	6-0	Wofford
4/8	A	W	12-3	Erskine
4/11	H	W	4-2	The Citadel
4/12	H	W	16-1	The Citadel
4/13	H	W	11-1	Virginia Tech
4/14	H	L	3-4	Virginia Tech
4/18	A	W	7-0	Wofford
4/19	A	L	3-4	Furman
4/21	A	L	1-4	Georgia
4/22	A	L ⁽¹¹⁾	4-6	Georgia
4/24	N1	L	2-3	Wofford
4/25	N1	T ⁽¹⁷⁾	0-0	Furman
4/27	A	W	16-6	Duke
4/28	A	L	4-5	Duke
4/29	A	W	2-0	# Virginia Military
5/1	A	L	7-10	Virginia Tech
5/5	N1	W	5-4	Auburn
5/6	H	L	1-9	Auburn ⁽¹⁾
5/6	H	L	1-3	Auburn ⁽²⁾
5/8	H	W	3-0	Duke
5/9	H	W	13-3	Duke
5/12	N1	L	0-4	South Carolina
5/13	N1	W	7-5	South Carolina

\$ - first baseball game played on Riggs Field;

- no-hit game; N1 - Anderson, SC

1917 (13-13)

Head Coach: Country Morris (1st)

Date	St	W-L	Score	Opponent
3/28	H	L	3-9	West Virginia Wesleyan
3/29	H	L	5-6	West Virginia Wesleyan
3/30	H	W	2-1	Erskine
3/31	A	W	3-0	Erskine
4/2	A	L	1-2	South Carolina
4/3	A	W	18-2	South Carolina

4/6	H	W	2-1	Wofford
4/7	H	W	9-2	Oglethorpe
4/10	H	W	15-1	Furman
4/13	A	L ⁽¹³⁾	0-1	Presbyterian
4/14	A	W	6-3	Newberry
4/16	H	W	4-2	South Carolina
4/17	H	W	6-3	South Carolina
4/20	N1	W	2-1	Georgia
4/21	N1	L	2-3	Georgia
4/25	H	L	2-3	Georgia Tech
4/26	H	L	1-5	Georgia Tech
5/4	A	L	0-7	Auburn
5/5	A	L	3-8	Auburn
5/6	A	W ⁽⁷⁾	7-4	Auburn
5/8	A	L	3-5	Mercer ⁽¹⁾
5/8	A	L ⁽⁷⁾	1-2	Mercer ⁽²⁾
5/9	A	L	2-8	Georgia
5/12	H	L	1-2	Newberry
5/17	A	W	1-0	Wofford
5/18	A	W	7-5	Wofford

N1 - Anderson, SC

1918 (11-6)

Head Coach: Jiggs Donahue (1st)

Date	St	W-L	Score	Opponent
4/5	H	L	1-2	North Carolina
4/10	H	W ⁽¹¹⁾	4-3	Wofford
4/12	H	L	2-3	Oglethorpe
4/13	H	W	7-6	Oglethorpe
4/16	H	W	7-2	Wake Forest
4/20	A	W	8-3	Furman
4/23	H	W	6-5	Georgia
4/24	H	L	0-2	Georgia
4/27	H	W	3-2	Erskine
5/2	H	L	1-2	Guilford
5/3	H	L	2-5	Guilford
5/6	A	W	8-3	Oglethorpe
5/7	A	W	7-3	Oglethorpe
5/9	H	W ⁽⁸⁾	7-0	Furman
5/16	A	W	3-0	Wofford
5/17	A	W	3-2	South Carolina
5/18	A	L ⁽¹²⁾	2-3	South Carolina

1919 (6-15-1)

Head Coach: Jiggs Donahue (2nd)

Date	St	W-L	Score	Opponent
3/25	H	L	0-2	Furman
4/5	A	L	0-5	Georgia Tech ⁽¹⁾
4/5	A	L ⁽⁷⁾	3-9	Georgia Tech ⁽²⁾
4/7	A	L	0-1	Georgia
4/10	A	L	0-9	Georgia
4/12	H	L	4-6	Newberry
4/14	H	L	2-8	Duke
4/15	H	L ⁽¹²⁾	1-3	Duke
4/18	H	L	2-8	Alabama
4/19	H	W ⁽¹¹⁾	4-3	Alabama



Vet Sitton, Clemson's first Major Leaguer, starred for the Tigers in 1904,05, then was the head coach at Clemson in 1915,16.

4/23	H	L	6-7	Georgia
4/24	H	T ⁽¹¹⁾	2-2	Georgia
4/25	H	L	1-2	South Carolina
4/26	H	W	8-2	South Carolina
4/28	H	L	1-2	Presbyterian
5/1	N1	L	1-6	Erskine
5/6	H	L	7-10	Wofford
5/9	H	W	8-3	The Citadel
5/14	A	L	0-3	Erskine
5/15	A	W	3-1	Newberry
5/16	A	W	4-0	South Carolina
5/17	A	W	1-0	South Carolina

N1 - Anderson, SC

1920 (4-15)

Head Coach: Country Morris (2nd)

Date	St	W-L	Score	Opponent
4/2	H	L	2-6	Georgia
4/3	H	L	0-3	Georgia
4/5	H	L ⁽⁷⁾	0-10	Auburn
4/6	H	L	2-15	Auburn
4/10	A	L ⁽¹²⁾	4-5	Furman
4/15	A	L	0-1	Newberry
4/16	A	W ⁽⁸⁾	14-9	South Carolina
4/17	A	W	14-5	South Carolina
4/23	A	L	1-2	Georgia Tech
4/24	A	L ⁽¹⁰⁾	4-5	Georgia Tech
4/27	H	W	6-2	Presbyterian
4/29	H	L	3-6	Elon
5/1	H	L	0-3	Erskine
5/4	H	L	0-5	Wofford
5/8	A	L	5-7	Presbyterian
5/11	H	W	5-3	South Carolina
5/12	H	L	5-8	South Carolina
5/14	A	L	1-5	Georgia
5/15	A	L	0-8	Georgia

1921 (5-14)

Head Coach: Larry Conover (1st)

Date	St	W-L	Score	Opponent
3/25	H	L ⁽¹⁰⁾	1-2	Georgia
3/26	H	L	2-10	Georgia
4/1	A	L	0-7	Georgia Tech
4/2	A	L	0-10	Georgia Tech
4/5	H	W	3-2	Erskine
4/8	A	L	1-12	Auburn
4/9	A	L	1-12	Auburn
4/13	H	L	1-4	Furman
4/15	N1	L	2-8	Newberry
4/20	A	L	1-2	Furman
4/21	H	L	3-5	Wake Forest
4/26	H	L	4-6	Davidson
4/27	H	W	8-0	Presbyterian
5/4	H	W ⁽¹²⁾	1-0	N.C. State
5/5	H	W	5-0	South Carolina
5/6	A	L	4-7	Wofford
5/7	A	W	6-1	Presbyterian
5/11	A	L	3-5	Erskine
5/12	A	L	0-5	Newberry

N1 - Greenwood, SC

1922 (11-8)

Head Coach: L.V.H. Durfee (1st)

Date	St	W-L	Score	Opponent
3/24	A	L	4-9	Georgia Tech
3/25	A	L	2-6	Georgia Tech
4/1	A	W	7-6	Georgia Tech
4/3	H	W	5-0	Presbyterian
4/6	A	L	1-2	Georgia
4/7	A	L	1-2	Georgia
4/8	H	W	11-3	The Citadel
4/12	N1	W	4-1	Wofford
4/14	H	W	6-0	Erskine
4/15	A	L	1-8	Furman
4/21	A	W	3-0	Presbyterian
4/22	A	W	8-3	Presbyterian
4/26	H	W	3-1	South Carolina
4/27	H	W	4-3	Davidson
5/2	H	W	7-1	Wofford
5/4	N1	W	5-1	Erskine

All-Time Results

5/11	H	L	0-4	Furman
5/12	A	L	8-9	Newberry
5/13	A	L	4-8	South Carolina

N1 - Anderson, SC

1923 (12-6-1)

Head Coach: L.V.H. Durfee (2nd)

Date	St	W-L	Score	Opponent
3/30	H	W	8-0	Furman
3/31	A	W	3-0	Furman
4/3	H	W	6-2	Maryland
4/5	H	W	2-0	Erskine
4/6	H	L	2-6	Georgia
4/7	H	W	2-1	Georgia
4/9	H	W	17-1	Presbyterian
4/12	H	L	0-9	Duke
4/14	A	W	6-1	Furman
4/19	A	L	4-6	Alabama
4/23	A	W	4-0	Erskine
4/25	H	L	4-12	Virginia Tech
4/26	H	L	2-3	Davidson
4/27	H	W	4-3	Newberry
4/30	H	T ⁽¹³⁾	3-3	Furman
5/3	H	W	5-3	The Citadel
5/4	A	W	3-0	Newberry
5/7	H	L	0-1	Mississippi College
5/8	H	W	4-1	Mississippi College

1924 (6-10)

Head Coach: L.V.H. Durfee (3rd)

Date	St	W-L	Score	Opponent
3/28	H	L	5-19	Georgia
3/29	H	L	4-11	Georgia
4/15	A	L	1-4	Furman
4/16	H	L	4-7	Presbyterian
4/17	H	W	6-0	South Carolina
4/19	A	L	0-7	Wofford
4/22	N1	L	4-11	Furman
4/26	H	L	1-14	Oglethorpe
4/28	H	L	7-12	Wofford
5/3	H	L	3-7	Furman
5/5	H	W	4-1	Erskine
5/7	A	W	4-1	Erskine
5/8	N2	W	4-1	Presbyterian
5/9	A	L	2-7	Newberry
5/10	A	W	8-7	South Carolina
5/12	N2	W	10-3	The Citadel

\$ - no-hit game; N1 - Anderson, SC; N2 - Laurens, SC

1925 (11-14)

Head Coach: Thomas May (1st)

Date	St	W-L	Score	Opponent
3/20	A	L	0-4	Georgia Tech
3/21	A	L	0-6	Georgia Tech
3/30	A	L	1-7	Georgia
3/31	A	L	0-6	Georgia
4/2	H	W	7-3	North Georgia
4/3	H	L	6-9	North Georgia
4/4	H	W	11-2	North Georgia
4/6	H	W	5-4	Wofford
4/7	H	W	4-2	Wofford
4/11	H	L	3-7	Furman
4/13	H	L	0-5	Michigan
4/14	H	L	1-7	Michigan
4/17	H	W	3-2	Presbyterian
4/18	A	L	2-13	Wofford
4/21	H	W ⁽¹³⁾	9-8	Tennessee
4/22	A	L	4-7	Furman
4/24	H	W	6-2	South Carolina
4/29	A	W ⁽¹²⁾	2-1	Erskine
4/30	N1	L	2-9	Presbyterian
5/1	A	L	8-9	Newberry
5/2	A	L	7-8	South Carolina
5/4	N2	W	7-5	Auburn
5/8	H	L	1-4	Virginia Tech
5/11	H	W ⁽¹⁰⁾	9-8	Erskine
5/13	H	W	6-4	The Citadel

N1 - Laurens, SC; N2 - Anderson, SC

1926 (8-11)

Head Coach: Cul Richards (1st)

Date	St	W-L	Score	Opponent
3/19	A	L	2-5	Georgia Tech
3/20	A	W ⁽¹⁰⁾	6-5	Georgia Tech
3/25	H	L	5-9	Furman
3/27	A	L	1-2	Furman
4/3	A	L	5-6	Wofford
4/7	A	L	0-10	Auburn
4/8	A	L	0-7	Auburn
4/13	H	W ⁽¹⁰⁾	7-6	Presbyterian
4/15	A	W ⁽¹⁰⁾	8-2	Erskine
4/16	A	L	0-4	Newberry
4/17	A	L	0-3	South Carolina
4/21	H	W	11-5	N.C. State
4/22	H	W	9-0	Davidson
4/23	H	W	8-3	The Citadel
4/26	H	W	12-0	Wofford
4/28	N1	L	1-5	Presbyterian
5/3	H	L	0-2	Newberry
5/4	H	L	2-3	Erskine
5/7	H	W	10-3	Duke

N1 - Laurens, SC

1927 (11-13-1)

Head Coach: Tink Gillam (1st)

Date	St	W-L	Score	Opponent
3/18	A	L	5-11	Georgia Tech
3/19	A	L	1-10	Georgia Tech
3/25	H	W ⁽¹⁰⁾	3-2	Erskine
3/28	H	L	7-10	Georgia
3/29	H	L	8-10	Georgia
4/1	A	L	3-6	Oglethorpe
4/2	A	L	1-5	Oglethorpe
4/8	H	W	4-3	South Carolina
4/9	H	W	10-6	Davidson
4/11	H	W	5-4	Newberry
4/13	A	L ⁽¹¹⁾	8-9	South Carolina
4/14	A	W	16-4	Newberry
4/15	A	W	12-4	Presbyterian
4/16	A	W	11-3	Erskine
4/20	H	L	5-11	Auburn
4/22	A	L	4-8	Georgia
4/23	A	L	0-9	#Georgia
4/27	H	W	6-5	Furman
4/28	H	L	6-7	Presbyterian
5/4	A	L	2-6	Auburn
5/5	A	T ⁽⁶⁾	3-3	Auburn
5/9	H	W	7-0	N.C. State
5/10	H	W	4-1	The Citadel
5/12	A	L ⁽¹⁰⁾	1-2	Furman
5/13	H	W	7-4	Wofford

- forfeited game

1928 (12-9-2)

Head Coach: Joe Guyon (1st)

Date	St	W-L	Score	Opponent
3/23	A	L	4-14	Georgia Tech
3/24	A	L	5-7	Georgia Tech
4/2	A	L	2-6	Auburn
4/3	A	T ⁽⁶⁾	6-6	Auburn
4/4	A	W	2-1	Florida
4/5	A	L	6-10	Florida
4/7	A	W	12-6	Mercer
4/12	H	L ⁽⁷⁾	2-4	Michigan ⁽¹⁾
4/12	H	L ⁽⁷⁾	2-6	Michigan ⁽²⁾
4/13	H	W	6-0	South Carolina
4/16	H	W	11-1	Presbyterian
4/17	A	W	6-3	Newberry
4/18	A	T ⁽¹¹⁾	3-3	South Carolina
4/21	A	W	7-3	The Citadel
4/24	A	L	1-4	Erskine
4/26	H	W	6-0	Presbyterian
4/27	H	W	6-2	Newberry
4/30	A	W ⁽¹⁰⁾	8-6	Furman
5/2	H	L	3-11	Auburn
5/3	H	L	6-9	Auburn
5/4	H	W	6-5	Auburn
5/9	H	W	7-2	Furman
5/11	H	W	4-3	Erskine

1929 (15-11-1)

(State Champions)

Head Coach: Joe Guyon (2nd)

Date	St	W-L	Score	Opponent
3/22	A	L	3-5	Georgia
3/23	A	L	2-4	Georgia
4/1	H	L ⁽¹¹⁾	0-2	South Carolina
4/3	A	L	1-2	Wofford
4/5	H	L	3-4	Georgia
4/6	H	W	9-7	Georgia
4/10	H	L	3-10	Michigan
4/11	H	L	4-16	Michigan
4/12	A	L	2-5	Georgia Tech
4/13	A	W	7-4	Georgia Tech
4/15	A	T ⁽¹²⁾	6-6	Auburn
4/16	A	W	4-3	Auburn
4/17	A	L	2-9	Oglethorpe
4/18	A	W	4-2	Oglethorpe
4/20	A	W	10-3	Furman
4/23	H	W	3-0	Newberry
4/24	H	W ⁽¹⁰⁾	6-5	Presbyterian
4/26	H	W	3-0	Erskine
4/27	H	W	6-1	Furman
4/29	H	W	3-2	Wofford
4/30	H	L	4-5	Oglethorpe
5/3	A	W ⁽¹⁰⁾	1-0	Erskine
5/7	A	W	7-1	Presbyterian
5/8	A	W	3-0	Newberry
5/9	A	L	6-8	South Carolina
5/11	A	W ⁽⁷⁾	4-0	The Citadel ⁽¹⁾
5/11	A	W ⁽⁷⁾	6-5	The Citadel ⁽²⁾

1930 (9-14)

Head Coach: Joe Guyon (3rd)

Date	St	W-L	Score	Opponent
3/28	A	L	9-10	Georgia Tech
3/29	A	L	1-4	Georgia Tech
3/31	A	L	3-7	Oglethorpe
4/1	A	L	4-5	Oglethorpe
4/4	A	W	8-5	Wofford
4/5	H	L	4-7	Erskine
4/7	H	L	2-5	Florida
4/8	H	W	9-3	Florida
4/11	H	W	11-5	Wofford
4/15	A	W	4-3	Furman
4/17	H	L	4-8	Newberry
4/19	H	W	4-1	South Carolina ⁽¹⁾
4/19	H	L	2-9	South Carolina ⁽²⁾
4/22	H	W	7-6	Furman
4/26	A	W	9-6	The Citadel
4/28	A	L	2-18	South Carolina
4/29	A	L ⁽¹⁰⁾	3-5	South Carolina
4/30	A	W	15-0	Newberry
5/1	A	L	7-9	Presbyterian
5/2	A	L ⁽¹¹⁾	4-5	Erskine
5/5	H	L ⁽¹¹⁾	3-4	Auburn
5/6	H	L ⁽¹⁰⁾	10-14	Auburn
5/9	N1	W	12-6	The Citadel

N1 - Anderson, SC

1931 (6-2)

Head Coach: Joe Guyon (4th)

Date	St	W-L	Score	Opponent
4/9	H	W	6-3	Newberry
4/30	H	W	14-4	Davidson
5/2	A	L	1-10	South Carolina
5/4	A	W	6-2	The Citadel
5/11	H	W	6-1	The Citadel
5/12	H	W	3-2	The Citadel
5/13	H	W	5-4	South Carolina
5/14	H	L	1-5	South Carolina

Note: Clemson's season was shortened due to an outbreak of meningitis on campus in April.

1932 (14-6)

Head Coach: Jess Neely (1st)

Date	St	W-L	Score	Opponent
3/24	H	L	3-4	Georgia
3/25	H	L	8-11	Georgia

4/4	H	W	9-3	Newberry
4/5	H	L	2-3	Newberry
4/7	A	W	7-1	Presbyterian
4/15	A	L	0-4	South Carolina
4/16	A	W	10-4	South Carolina
4/18	A	W	14-1	Erskine
4/19	A	W ⁽¹⁰⁾	2-1	Erskine
4/21	H	W	14-5	Presbyterian ⁽¹⁾
4/21	H	W ⁽⁷⁾	14-1	Presbyterian ⁽²⁾
4/22	H	W ⁽¹⁰⁾	12-11	Presbyterian
4/26	H	W	13-9	South Carolina ⁽¹⁾
4/26	H	L ⁽⁷⁾	2-5	South Carolina ⁽²⁾
5/3	A	W	10-4	Newberry
5/4	A	L	2-4	Newberry
5/9	H	W	13-10	Erskine
5/10	H	W	3-0	Erskine
5/12	H	W	10-9	South Carolina
5/13	H	W	6-5	South Carolina

1933 (11-11)

Head Coach: Jess Neely (2nd)

Date	St	W-L	Score	Opponent
3/24	H	L	11-14	Georgia
3/27	H	W ⁽⁶⁾	5-4	Furman
3/28	H	L ⁽⁶⁾	9-11	Furman
3/30	A	L	4-5	South Carolina
3/31	A	L	0-6	South Carolina
4/3	N1	W	11-4	Erskine
4/4	N1	L	4-5	Erskine
4/6	A	W	13-7	Presbyterian
4/7	A	L	3-8	Presbyterian
4/10	H	W	9-2	Newberry
4/11	H	W	6-5	Newberry
4/13	A	L	4-6	Furman
4/14	H	W	4-1	Furman
4/17	H	L	3-4	South Carolina
4/20	A	L	0-3	#Erskine
4/21	H	W	6-3	Erskine
4/25	H	W	15-11	Presbyterian ⁽¹⁾
4/25	H	W ⁽⁷⁾	3-0	Presbyterian ⁽²⁾
4/27	A	L	8-9	Newberry
4/28	A	W	6-1	Newberry
5/1	A	W	9-8	Furman
5/2	H	L ⁽⁷⁾	1-4	Furman

- no-hit game; N1 - Anderson, SC

1934 (8-8-1)

Head Coach: Jess Neely (3rd)

Date	St	W-L	Score	Opponent
3/30	H	L	6-7	Duke
3/31	H	W	10-5	Duke
4/4	H	L	9-11	Newberry
4/5	H	L	7-8	Furman
4/7	H	T ⁽¹¹⁾	7-7	N.C. State
4/9	A	W	15-8	Presbyterian
4/10	A	W	5-3	Erskine
4/12	H	L	1-8	South Carolina
4/21	A	L	7-8	Furman
4/24	H	W ⁽¹²⁾	3-2	Erskine
4/26	H	W	8-2	Presbyterian
4/27	A	L	4-5	Newberry
5/1	H	W	5-0	Wofford
5/2	A	L	4-6	South Carolina
5/3	A	W	9-6	Wofford
5/7	N1	W	5-2	Georgia
5/8	N1	L	3-4	Georgia
N1 - Gainesville, GA				

All-Time Results

4/15	A	W	12-3	Wofford
4/16	H	W	5-4	South Carolina
4/19	H	W	7-2	Georgia
4/20	H	W	6-4	Georgia
4/22	H	L	1-7	Newberry
4/24	A	T ⁽¹⁰⁾	4-4	Furman
4/25	H	W	5-1	Wofford
4/26	A	W	10-2	Georgia Tech
4/27	A	L	0-6	Georgia Tech ⁽¹⁾
4/27	A	L ⁽⁷⁾	1-2	Georgia Tech ⁽²⁾
4/30	H	W	5-0	Erskine
5/1	A	W	6-3	Presbyterian
5/2	A	W	4-2	Erskine
5/7	H	W	3-2	Furman ⁽¹⁾
5/7	H	W ⁽⁷⁾	1-0	Furman ⁽²⁾
5/9	A	L	0-2	South Carolina

1936 (6-11)

Head Coach: Jess Neely (5th)

Date	St	W-L	Score	Opponent
3/30	H	L	0-18	Michigan State
4/3	H	L ⁽⁷⁾	0-6	Georgia ⁽¹⁾
4/3	H	L	3-8	Georgia ⁽²⁾
4/11	H	L	3-6	Erskine
4/13	A	L	0-6	Erskine
4/16	H	L	4-9	Cincinnati
4/17	H	W	10-8	Presbyterian
4/20	H	W	7-1	The Citadel
4/21	H	W	6-1	The Citadel
4/24	A	W	7-1	^South Carolina
4/28	A	L ⁽⁷⁾	2-6	Presbyterian
5/1	H	L	5-12	N.C. State
5/5	H	L	5-6	South Carolina
5/8	A	L	2-6	Georgia
5/9	A	W	5-4	Georgia
5/11	H	W	2-0	Newberry
5/13	A	L	0-3	Newberry

^ - Clemson's first night game

1937 (7-12)

Head Coach: Jess Neely (6th)

Date	St	W-L	Score	Opponent
3/30	H	L	1-8	Ohio
4/2	H	L	1-13	Georgia
4/3	H	W	3-2	Georgia
4/7	A	L	3-23	Erskine
4/9	A	L	0-5	Newberry
4/10	A	L	2-3	Wofford
4/12	A	L	7-10	The Citadel
4/13	A	L	0-3	The Citadel
4/15	A	W	5-4	Presbyterian
4/16	H	L	2-5	Furman
4/20	H	W	6-5	Erskine
4/22	H	L	0-1	Newberry
4/24	H	W	9-4	Wofford
4/27	A	L	3-4	South Carolina
5/3	A	W	11-9	Georgia
5/4	A	W	6-1	Georgia
5/6	A	L	5-6	Presbyterian
5/8	H	L	4-5	South Carolina
5/10	A	W	14-8	Furman

1938 (6-12)

Head Coach: Jess Neely (7th)

Date	St	W-L	Score	Opponent
3/31	A	W	9-5	Wofford
4/4	A	L	5-9	Newberry
4/6	H	W	7-6	Erskine
4/8	A	L	11-14	Georgia
4/11	N1	L	3-4	Erskine
4/13	H	W	4-2	Presbyterian
4/15	H	W	10-8	Newberry
4/16	H	L ⁽¹⁰⁾	5-6	Davidson
4/19	H	L	5-7	Georgia
4/22	A	W	15-5	Presbyterian
4/25	H	L	0-3	The Citadel
4/26	H	L	2-10	The Citadel
4/28	A	L	7-14	Furman
5/2	A	L	2-7	Davidson
5/3	H	L	3-12	South Carolina



The 1940 team, coached by former Tiger player Randy Hinson (1934-36), had a 12-2-2 record, including a 7-0-1 record away from home.

5/9	H	W	6-1	Wofford
5/10	A	L	0-3	South Carolina
5/11	H	L	4-6	Furman

N1 - Anderson, SC

1939 (10-7)

Head Coach: Randy Hinson (1st)

Date	St	W-L	Score	Opponent
4/3	A	L	0-6	Georgia
4/4	A	L	4-27	Georgia
4/8	H	W	12-7	Ohio
4/10	H	L	7-11	Georgia
4/14	H	W	4-1	Newberry
4/15	A	L	0-2	Erskine
4/18	A	W	2-0	Wofford
4/20	H	W	10-7	Wofford
4/22	H	W	10-7	Presbyterian
4/27	H	W	9-7	South Carolina
4/29	A	L	2-11	Newberry
5/1	A	W ⁽¹⁰⁾	7-5	South Carolina
5/2	A	W	4-0	The Citadel
5/3	A	L	2-7	The Citadel
5/5	H	L	4-6	Erskine
5/12	A	W	9-7	Furman
5/13	H	W	8-4	Furman

1940 (12-2-2)

Head Coach: Randy Hinson (2nd)

Date	St	W-L	Score	Opponent
3/23	H	W	15-2	Davidson
3/25	H	T ⁽⁷⁾	3-3	Michigan State
4/1	H	W	13-7	Wofford
4/6	A	W ⁽¹⁰⁾	6-5	Erskine
4/11	A	W	7-6	South Carolina
4/15	H	W	11-5	Presbyterian
4/18	A	T	13-13	Furman
4/23	H	L	3-4	Erskine
4/26	H	W	7-1	South Carolina
4/27	A	W	12-1	Presbyterian
4/29	A	W	7-2	Wofford
5/1	H	W	16-9	Furman
5/8	N1	W	12-1	The Citadel
5/9	N1	W	18-12	The Citadel
5/11	H	L	4-10	North Carolina
5/15	A	W	8-5	Davidson

N1 - Sumter, SC

1941 (10-6)

Head Coach: Tom Rogers (1st)

Date	St	W-L	Score	Opponent
3/25	H	L	4-5	Michigan State
4/5	H	L	10-14	Presbyterian
4/8	H	L	7-12	Georgia
4/11	H	W	9-0	Furman
4/12	A	W	3-1	Erskine
4/15	A	L	2-3	Georgia
4/18	A	L	5-7	Furman

4/19	H	W	10-2	Erskine
4/22	H	W	10-1	Wofford
4/25	H	W	3-1	South Carolina
4/26	A	W	24-8	Wofford
4/28	H	W	22-0	Presbyterian
5/3	H	W	11-7	Newberry
5/6	N1	W	8-6	Georgia
5/8	A	L	3-5	South Carolina
5/10	A	W	8-1	Newberry

N1 - Elberton, GA

1942 (8-8)

Head Coach: Tom Rogers (2nd)

Date	St	W-L	Score	Opponent
3/25	H	L	3-5	Duke
3/26	H	L	3-14	Duke
3/28	H	W	14-3	Newberry
4/1	H	L	5-11	Michigan State
4/3	A	W	8-1	Erskine
4/7	A	L	6-13	Georgia
4/10	H	W	18-9	Erskine
4/14	H	W ⁽¹²⁾	9-8	Georgia
4/20	A	L ⁽¹⁰⁾	11-12	Presbyterian
4/22	A	L ⁽¹⁰⁾	3-4	Newberry
4/24	H	W	6-5	South Carolina
4/27	A	L ⁽¹⁰⁾	11-12	Furman
4/30	H	W	10-3	Wofford
5/2	A	W	13-5	Wofford
5/6	H	L	1-7	Furman
5/8	A	W	9-5	South Carolina

1943 (12-3)

Head Coach: Frank Howard (1st)

Date	St	W-L	Score	Opponent
3/31	A	W	12-4	Davidson
4/1	A	W	21-0	Davidson
4/5	H	W	13-12	Newberry
4/8	A	W	21-4	Furman
4/10	A	L	6-8	Newberry
4/14	H	W ⁽⁷⁾	19-3	Davidson
4/15	H	W	13-12	Furman
4/17	H	W	13-12	Presbyterian
4/20	A	W	8-1	Georgia
4/24	A	W	5-4	Georgia Tech
4/28	A	L	4-7	Presbyterian
4/29	H	W	8-2	Furman
5/1	H	W	20-8	Georgia
5/7	H	L	6-14	Georgia Tech
5/8	H	W ⁽¹⁰⁾	11-10	Georgia Tech

1944 (NO TEAM)

1945 (7-6)

Head Coach: Walter Cox (1st)

Date	St	W-L	Score	Opponent
3/31	H	W	14-7	Wofford
4/4	A	W	15-14	Wofford

4/6	A	W	7-5	Newberry
4/7	A	L	0-6	Newberry
4/13	A	L	7-8	Presbyterian
4/20	H	L	2-12	Presbyterian
4/21	H	L	6-12	Presbyterian
4/27	H	W	6-4	South Carolina
4/30	H	W	9-2	Wofford
5/4	A	L	7-11	South Carolina
5/5	A	L	0-4	South Carolina
5/9	A	W	4-2	Wofford
5/11	H	W	3-2	Newberry

1946 (12-5)

Head Coach: Randy Hinson (3rd)

Date	St	W-L	Score	Opponent
3/29	H	W	6-0	#Erskine
4/3	A	L	1-2	South Carolina
4/5	H	W	23-0	Georgia
4/6	H	L	9-16	Georgia
4/9	H	W	5-4	Davidson
4/12	N1	L ⁽¹¹⁾	8-9	Georgia
4/13	A	W	10-6	Georgia
4/19	H	W	8-5	Presbyterian
4/20	A	L	5-7	Newberry
4/23	A	W	4-2	Furman
4/26	A	W	5-1	Erskine
4/30	A	W	9-2	Wofford
5/6	H	L	1-6	Newberry
5/7	H	W	8-0	Wofford
5/11	A	W	8-3	Davidson
5/13	H	W	2-1	Furman
5/18	H	W	12-2	South Carolina

- no-hit game; N1 - Thomson, GA

1947 (24-5 Overall; 13-2 SoCon, 1st)

NCAA Southern Champions

NCAA Eastern Finals

Head Coach: Randy Hinson (4th)

Date	St	W-L	Score	Opponent
3/25	H	W	10-9	*N.C. State
3/28	H	W	10-9	*Duke
3/29	H	L	11-13	*Duke
4/3	A	W	8-2	Presbyterian
4/7	H	W	4-3	Wofford
4/8	H	W	2-1	*Davidson
4/11	A	W	4-1	*South Carolina
4/12	A	W	17-8	*South Carolina
4/17	H	W	7-2	Georgia
4/18	A	W	14-4	*The Citadel
4/21	A	L	7-8	Georgia
4/24	H	W	9-4	Newberry
4/26	A	W	10-5	Newberry
4/30	H	W ⁽⁷⁾	8-5	*The Citadel
5/2	A	W	5-4	Erskine
5/3	A	W	11-5	Wofford
5/5	H	W	19-7	*Furman
5/6	A	L	4-7	*Furman
5/9	H	W	3-2	Erskine
5/10	A	W	15-1	*Davidson
5/13	H	W	9-6	*Furman
5/14	A	W	13-3	*Furman
5/23	H	W	17-3	*South Carolina
5/24	H	W	10-8	*South Carolina
6/12	N1	W	8-3	#Auburn
6/13	N1	W	1-0	#Alabama
6/14	N1	L	2-8	#Alabama ⁽¹⁾
6/14	N1	W	4-1	#Alabama ⁽²⁾
6/20	N2	L	3-7	\$Yale

* - SoCon game; # - NCAA Southern Play-offs; \$ - NCAA Eastern Finals; N1 - Charlotte, NC; N2 - New Haven, CT

1948 (14-12-1 Overall; 8-8-1 SoCon)

Head Coach: Walter Cox (2nd)

Date	St	W-L	Score	Opponent
3/22	H	T ⁽¹⁰⁾	8-8	*Virginia Tech
3/24	H	L	3-5	*Duke
3/25	H	L	2-3	*Duke
3/30	H	L	4-5	Ohio
4/1	H	L	1-4	*Washington & Lee

All-Time Results

4/5	H	W	5-0	*Davidson
4/9	H	L	1-12	*North Carolina
4/10	A	L ⁽¹⁰⁾	6-7	*Davidson
4/12	A	L	2-5	Georgia
4/16	H	L	4-7	*South Carolina
4/17	H	W	11-2	*South Carolina
4/19	H	W	7-6	*Furman
4/23	H	W	9-2	Presbyterian
4/24	A	L	4-5	Newberry
4/28	A	L	8-11	*Furman
4/30	A	L	8-1	Wofford
5/1	A	W	3-1	Erskine
5/3	H	L	1-3	*Furman
5/5	A	W	2-1	Presbyterian
5/7	H	W	16-10	Wofford
5/10	A	W	5-4	*Furman
5/14	H	W	13-9	Newberry
5/15	N1	L	2-8	Erskine
5/18	H	W	4-3	*The Citadel
5/21	A	W	7-2	*South Carolina
5/22	A	L	6-5	*South Carolina
5/25	A	W	6-4	*The Citadel

* - SoCon game; N1 - Anderson, SC

1949 (11-12 Overall; 10-5 SoCon)

Head Coach: Walter Cox (3rd)

Date	St	W-L	Score	Opponent
3/26	H	W	8-1	*Davidson
3/30	H	W	13-3	*Duke
3/31	H	L	16-18	*Duke
4/1	A	W	4-3	Presbyterian
4/4	H	L	6-12	Georgia
4/9	H	L	5-19	Presbyterian
4/15	A	L	7-9	Florida
4/16	A	L ⁽¹⁰⁾	13-14	Florida
4/18	H	L	18-20	Wofford
4/19	H	W	9-6	*Furman
4/23	A	L ⁽⁷⁾	0-2	*The Citadel ⁽¹⁾
4/23	A	W ⁽⁷⁾	5-0	*The Citadel ⁽²⁾
4/26	A	L	9-10	Newberry
4/27	A	W	16-3	*Furman
5/2	H	W ⁽¹⁰⁾	6-5	*Furman
5/4	A	L	1-3	Wofford
5/6	H	W ⁽¹¹⁾	6-5	*South Carolina
5/10	A	W ⁽¹²⁾	4-3	*Furman
5/13	H	W	10-5	*The Citadel
5/14	H	W	16-4	*The Citadel
5/16	N1	L	1-6	*N.C. State
5/20	A	L	2-4	*South Carolina
5/21	A	L	6-7	*South Carolina

* - SoCon game; N1 - Laurinburg, NC

1950 (20-11 Overall; 13-3 SoCon)

NCAA District III Playoffs

Head Coach: Walter Cox (4th)

Date	St	W-L	Score	Opponent
3/24	H	W	14-12	Michigan State
3/25	H	L	5-18	Michigan State
3/29	H	L	8-9	*Duke
3/30	H	W	17-6	*Duke
4/1	A	W	15-2	Presbyterian
4/6	N1	L	1-2	#Bradley
4/6	A	L	0-6	#Rollins
4/7	N1	W	9-1	#Bradley
4/8	A	W	13-9	#Rollins
4/11	H	W ⁽¹⁰⁾	11-10	Presbyterian
4/12	A	L	5-8	Georgia
4/15	H	W	13-11	*Davidson
4/17	H	W	7-3	Georgia
4/18	H	W	12-0	*Furman
4/21	A	W	16-4	*The Citadel
4/22	A	W ⁽¹⁰⁾	7-5	*The Citadel
4/26	A	W	10-3	*Furman
4/29	A	L	4-6	*Davidson
5/1	H	W	21-6	*Furman
5/5	A	W	14-5	*South Carolina
5/6	A	L	2-10	*South Carolina
5/9	A	W	11-7	*Furman
5/12	H	W	19-10	*The Citadel
5/13	H	W	12-11	*The Citadel

5/15	H	W ⁽¹¹⁾	8-7	*South Carolina
5/16	H	W	18-9	*South Carolina
5/26	N2	L	2-14	+Wake Forest
5/26	N2	W	1-0	+Virginia Tech
5/27	N2	L	2-3	+Maryland
6/8	N3	L	1-6	\$Alabama
6/9	N3	L	2-4	\$Kentucky

* - SoCon game; # - Rollins Invitational; + - SoCon Tournament; \$ - NCAA District III Playoffs; N1 - Winter Park, FL; N2 - Greensboro, NC; N3 - Kannapolis, NC

1951 (18-7 Overall; 16-2 SoCon)

Head Coach: Walter Cox (5th)


Date	St	W-L	Score	Opponent
3/23	A	L	9-10	Rollins
3/24	A	L	2-5	Rollins
3/26	H	L	7-8	Michigan State
3/27	H	L	6-16	Michigan State
4/4	A	W	4-1	Erskine
4/7	A	W	12-5	*Davidson
4/9	H	W	8-6	*South Carolina
4/10	H	W	11-1	*South Carolina
4/14	A	W	15-5	*The Citadel ⁽¹⁾
4/14	A	W ⁽⁷⁾	3-1	*The Citadel ⁽²⁾
4/17	H	W	26-13	*Furman
4/20	H	W	7-6	*The Citadel
4/21	H	W	12-3	*The Citadel
4/25	A	W	10-8	*Furman
4/26	A	W	4-3	*Duke
4/27	A	W	4-3	*North Carolina
4/28	A	L	5-7	*N.C. State
4/30	H	W	6-1	*Furman
5/4	H	W	20-2	*Davidson
5/5	H	L ⁽¹⁰⁾	8-12	*Wake Forest
5/8	A	W	12-2	*Furman
5/11	N1	W	12-4	*South Carolina
5/12	A	W ⁽⁷⁾	16-5	*South Carolina
5/18	N2	W	6-2	+West Virginia
5/19	N2	L	0-5	+Duke

* - SoCon game; + - SoCon Tournament; N1 - Orangeburg, SC; N2 - Greensboro, NC

1952 (10-12 Overall; 10-10 SoCon)

Head Coach: Bob Smith (1st)

Date	St	W-L	Score	Opponent
3/24	H	L	3-13	Michigan State
3/25	H	L ⁽⁶⁾	1-5	Michigan State
3/28	H	L	8-14	*Duke
3/29	H	W	10-9	*Duke
4/2	H	W	21-5	*Davidson
4/4	N1	W	5-2	*South Carolina
4/5	A	L	4-6	*South Carolina
4/7	H	L	5-12	*Wake Forest
4/8	H	L	14-16	*Wake Forest



Billy O'Dell struck out a Tiger-record 21 batters in a 5-2 win over South Carolina on April 4, 1952 in Orangeburg, SC.

4/12	A	L	3-4	*Davidson
4/14	A	L	2-6	*Duke
4/15	A	L	7-11	*Wake Forest
4/18	H	L	5-8	*The Citadel
4/19	H	W	14-4	*The Citadel
4/23	H	W	4-2	*Furman
4/25	H	L	3-4	*North Carolina
4/29	A	L ⁽¹⁵⁾	4-5	*Furman
5/3	A	W ⁽¹⁰⁾	6-4	*The Citadel ⁽¹⁾
5/3	A	W ⁽⁷⁾	6-4	*The Citadel ⁽²⁾
5/5	H	W ⁽¹⁰⁾	12-11	*Furman ⁽¹⁾
5/5	H	W ⁽⁷⁾	5-4	*Furman ⁽²⁾
5/9	H	W	3-1	*South Carolina

* - SoCon game; N1 - Orangeburg, SC

1953 (11-6 Overall; 11-6 SoCon)

Head Coach: Bob Smith (2nd)

Date	St	W-L	Score	Opponent
3/24	H	W ⁽⁷⁾	4-3	*The Citadel ⁽¹⁾
3/24	H	W ⁽⁸⁾	11-7	*The Citadel ⁽²⁾
3/26	H	L	4-5	*Duke
4/3	A	L	4-5	*North Carolina
4/4	A	W	8-4	*N.C. State
4/8	A	W	15-1	*Furman
4/10	H	W ⁽⁷⁾	7-0	*Davidson ⁽¹⁾
4/10	H	W	6-4	*Davidson ⁽²⁾
4/13	H	W	13-4	*South Carolina
4/14	H	L	7-9	*South Carolina
4/22	H	W ⁽¹⁴⁾	13-12	*Furman
4/25	A	L ⁽⁷⁾	4-6	*Furman
5/1	N1	W	5-0	*The Citadel
5/2	A	L	1-5	*The Citadel
5/8	A	W	2-0	#*South Carolina
5/9	A	L	4-13	*South Carolina
5/11	N2	W	3-1	*Furman

* - SoCon game; # - no-hit game; N1 - Orangeburg, SC; N2 - Anderson, SC

1954 (14-10 Overall; 8-4 ACC, 1st)

ACC Champions

Head Coach: Bob Smith (3rd)

Date	St	W-L	Score	Opponent
3/22	A	W	3-2	Florida
3/23	A	L	9-10	Florida
3/26	N1	W ⁽⁸⁾	7-4	Ohio State
3/26	A	L	0-3	Rollins
3/27	N1	L	5-11	Ohio State
3/29	H	W	19-4	Washington & Lee
3/30	H	W	22-2	Washington & Lee
4/2	H	W	5-1	*N.C. State
4/3	H	W	8-4	*N.C. State
4/8	A	W	5-2	Furman
4/13	A	W	10-1	*South Carolina
4/15	A	W	5-3	*Wake Forest
4/20	A	W	5-0	*Wake Forest
4/23	A	W	5-4	*Duke
4/24	A	L	0-11	*Duke
4/30	H	W ⁽¹⁰⁾	4-3	*North Carolina
5/1	H	L	8-10	*North Carolina
5/4	H	W	2-0	*South Carolina
5/8	A	L	2-3	*Maryland ⁽¹⁾
5/8	A	L	0-3	*Maryland ⁽²⁾
5/12	H	L	9-13	Furman
5/15	N2	W	11-0	Newberry
5/22	H	L	10-11	\$Virginia Tech
5/24	A	L	1-7	\$Virginia Tech

* - ACC game; \$ - NCAA District III Playoffs; N1 - Winter Park, FL; N2 - Joanna, SC

1955 (7-11 Overall; 5-9 ACC, 7th)

Head Coach: Bob Smith (4th)

Date	St	W-L	Score	Opponent
3/29	N1	W	5-3	*Duke
4/2	H	L ⁽⁷⁾	2-3	*N.C. State
4/7	H	W	3-2	*Virginia
4/8	H	W	11-8	*Virginia
4/12	H	L	4-18	*Maryland ⁽¹⁾
4/12	H	L ⁽⁷⁾	2-11	*Maryland ⁽²⁾
4/15	A	L	4-6	Georgia Tech
4/16	A	W	8-4	Georgia Tech

4/19	A	W	7-2	Furman
4/22	A	L	3-10	*Duke
4/23	A	W	4-3	*North Carolina
4/25	A	L	4-11	*Wake Forest
4/26	A	W	12-10	*N.C. State
4/30	H	L	3-4	*South Carolina
5/6	H	L	11-15	*Wake Forest
5/7	H	L	8-11	*North Carolina
5/11	A	L	2-9	*South Carolina
5/14	H	L	7-8	Furman

* - ACC game; N1 - Anderson, SC

1956 (4-14-2 Overall; 2-10-2 ACC, 7th)

Head Coach: Bob Smith (5th)

Date	St	W-L	Score	Opponent
3/23	H	L	11-13	The Citadel
3/24	H	W	15-14	The Citadel
3/26	H	T	11-11	*Duke
3/30	A	L	3-7	*Virginia
3/31	A	L	6-9	*Virginia
4/2	A	W ⁽¹⁰⁾	6-4	*Maryland
4/9	A	L	4-5	Furman
4/13	H	L	7-10	*N.C. State
4/14	H	T ⁽⁴⁾	6-6	*Wake Forest
4/18	H	L	6-21	Georgia Tech
4/20	A	L ⁽⁷⁾	0-6	*Duke ⁽¹⁾
4/20	A	L ⁽⁷⁾	3-8	*Duke ⁽²⁾
4/21	A	L	2-4	*North Carolina
4/25	A	L	1-2	Georgia Tech
4/27	A	W	5-1	*South Carolina
4/30	H	L	9-18	*North Carolina
5/3	H	W	4-2	Furman
5/7	A	L ⁽⁸⁾	0-14	*Wake Forest
5/8	A	L	1-5	*N.C. State
5/11	H	L	3-12	*South Carolina

* - ACC game

1957 (6-12 Overall; 3-11 ACC, 8th)

Head Coach: Bob Smith (6th)

Date	St	W-L	Score	Opponent
3/29	H	L	2-6	*Virginia
3/30	H	W	6-3	*Maryland
4/6	H	W	6-3	Furman
4/9	H	L	2-6	*Duke
4/12	H	L	5-6	*N.C. State
4/13	H	L	6-9	*Wake Forest
4/17	A	L	1-2	*North Carolina
4/19	A	L	2-6	*Duke
4/22	A	L	2-8	*N.C. State
4/23	A	L	1-6	*Wake Forest
4/27	A	L	3-4	*South Carolina
4/29	H	W	4-3	*North Carolina
5/1	A	L	3-5	Furman
5/6	A	W	5-0	Georgia Tech
5/7	H	W ⁽¹⁰⁾	7-6	Georgia Tech
5/10	A	L	2-4	*Maryland
5/11	A	L	3-8	*Virginia
5/14	H	W	10-6	*South Carolina

* - ACC game

1958 (22-8 Overall; 12-3 ACC, 1st)

ACC Champions

College World Series Participant

Head Coach: Bill Wilhelm (1st)

Date	St	W-L	Score	Opponent
3/24	H	W ⁽⁷⁾	7-5	Michigan State
3/27	A	W	9-1	Furman
3/31	A	W ⁽¹¹⁾	5-4	The Citadel
4/2	H	W	23-9	The Citadel
4/3	H	L	2-3	Michigan State
4/4	H	W	10-1	*Virginia
4/5	H	W	6-2	*Maryland
4/8	A	L	1-8	Georgia Tech
4/9	H	W	2-1	*North Carolina
4/14	A	W	10-4	*Virginia
4/15	A	W	13-4	*Maryland

All-Time Results

4/26	A	L	4-5	*Wake Forest
5/1	A	W	8-1	*Duke
5/3	A	W	15-11	*N.C. State
5/8	H	W	11-6	Furman
5/9	A	W	9-2	*South Carolina
5/12	A	L	1-7	*Duke
5/19	N1	W	4-1	^North Carolina
6/5	N1	L	6-8	\$Florida
6/7	N1	W	4-2	\$George Washington
6/7	N1	W	8-5	\$Florida State
6/9	N1	W	15-14	\$Florida ⁽¹⁾
6/9	N1	W	3-1	\$Florida ⁽²⁾
6/14	N2	L	4-1	!Arizona
6/15	N2	L	4-17	!Holy Cross
6/16	N2	L	3-5	!Western Michigan

* - ACC game; ^ - ACC Playoffs; \$ - NCAA

District III Playoffs; ! - College World Series;

N1 - Gastonia, NC; N2 - Omaha, NE

1959 (24-8 Overall; 11-5 ACC, 1st)

ACC Champions

College World Series Participant

Ranked #7 by Collegiate Baseball

Head Coach: Bill Wilhelm (2nd)

Date	St	W-L	Score	Opponent
3/23	H	W	8-6	The Citadel
3/26	H	W	6-1	Massachusetts
3/27	H	W	13-1	*Virginia
3/28	N1	W	9-2	*Maryland
3/30	A	W	8-2	Georgia
3/31	H	W	16-8	Adelphi
4/1	H	W	4-3	*Wake Forest
4/3	A	W	11-0	*South Carolina
4/4	A	W	6-4	Furman
4/6	H	L	3-6	*North Carolina
4/7	H	L	7-8	*N.C. State
4/14	A	L	3-7	*Maryland
4/15	A	L	3-4	*Virginia
4/24	A	W	2-1	*North Carolina
4/25	A	W	6-5	*Wake Forest
4/28	H	W	2-1	Georgia
4/30	A	W	12-7	*Duke
5/1	A	W	10-0	*Duke
5/2	A	L	2-9	*N.C. State
5/4	H	W	5-2	Georgia Southern
5/5	H	L	1-2	Georgia Southern
5/8	H	W	10-1	*Furman
5/9	A	W	6-2	Oglethorpe
5/12	H	W	10-1	*South Carolina
5/16	N2	W	4-2	^Wake Forest
5/18	N3	W	9-7	^North Carolina
6/4	N3	W	9-6	\$Georgia Tech
6/5	N3	W	24-2	\$Florida State
6/6	N3	W	5-0	\$Florida State
6/13	N4	L	2-3	!Arizona
6/14	N4	W	7-1	!Colorado State
6/15	N4	L	0-7	!Penn State

* - ACC game; ^ - ACC Playoffs; \$ - NCAA District III Playoffs; ! - College World Series; N1 - Orangeburg, SC; N2 - Thomasville, NC; N3 - Gastonia, NC; N4 - Omaha, NE

1960 (11-10-1 Overall; 7-6 ACC, 4th)

Head Coach: Bill Wilhelm (3rd)

Date	St	W-L	Score	Opponent
3/21	A	T	7-7	Georgia Southern
3/22	A	W	15-4	Georgia Southern
3/25	H	L	5-8	The Citadel
3/26	H	W	16-6	The Citadel
3/31	H	W	10-0	Georgia Tech
4/2	H	W	11-10	Georgia Tech
4/8	H	W	15-5	*Virginia
4/9	H	L	5-20	*Maryland
4/15	A	W	4-0	*North Carolina
4/16	A	L	0-5	*N.C. State
4/19	A	W	6-2	*Virginia
4/23	H	W	12-10	*South Carolina
4/25	A	L	1-4	Georgia
5/2	H	W	15-5	*Wake Forest ⁽¹⁾
5/2	H	L	2-3	*Wake Forest ⁽²⁾

5/3	H	W	6-1	*Duke
5/4	H	W	4-2	*Duke
5/5	A	L	1-2	*South Carolina
5/9	H	L	3-6	*North Carolina
5/10	H	L	7-8	*N.C. State
5/13	H	L	4-6	Furman
5/14	A	L	3-4	Furman

* - ACC game

1961 (12-11 Overall; 6-8 ACC, 5th)

Head Coach: Bill Wilhelm (4th)

Date	St	W-L	Score	Opponent
3/24	A	L	4-6	The Citadel
3/25	A	W	6-4	The Citadel
4/1	H	W	9-8	*Maryland
4/1	H	W	23-9	*Virginia
4/4	A	W	5-3	Georgia
4/7	H	L	5-8	*Duke
4/8	H	L	0-5	*Wake Forest
4/11	H	W	14-9	Furman
4/14	H	L	9-17	*North Carolina
4/18	H	W	21-5	*South Carolina
4/21	A	L	7-9	*Maryland
4/22	A	W	10-6	*Virginia
4/25	A	W	3-1	*South Carolina
4/28	A	L	2-9	*North Carolina
4/29	A	L	1-2	*N.C. State ⁽¹⁾
4/29	A	W	11-6	*N.C. State ⁽²⁾
5/2	A	W	15-5	Georgia Tech
5/5	A	L	3-4	*Wake Forest
5/6	A	L	1-3	*Duke
5/11	H	W	20-2	Rollins
5/12	H	L	2-4	Rollins
5/13	N1	W	7-4	% North Carolina
5/15	A	L	4-5	Furman

* - ACC game; % - not counted in ACC standings; N1 - Belmont, NC

1962 (17-8 Overall; 8-6 ACC, T-3rd)

Head Coach: Bill Wilhelm (5th)

Date	St	W-L	Score	Opponent
3/20	A	L	2-10	Georgia
3/23	H	W	17-1	The Citadel
3/24	H	W	22-3	The Citadel
3/30	A	L	8-14	Florida State
4/3	H	W	6-3	Georgia
4/7	H	W	3-2	*Maryland
4/10	H	L	3-4	*Duke
4/14	A	W	3-2	*Maryland
4/16	A	W	11-2	*Virginia ⁽¹⁾
4/16	A	L	5-7	*Virginia ⁽²⁾
4/19	H	W	14-11	Florida State
4/20	H	W	6-4	*Wake Forest
4/21	A	W	9-6	Georgia Tech ⁽¹⁾
4/21	A	W	18-4	Georgia Tech ⁽²⁾
4/24	A	W	5-4	*South Carolina
4/27	A	L	5-11	*North Carolina
4/28	A	W	9-2	*N.C. State
5/2	H	W	7-3	Furman
5/4	A	L	4-20	*Wake Forest
5/5	A	L	3-7	*Duke
5/8	H	W	27-17	*South Carolina
5/11	H	W	11-4	*North Carolina
5/12	H	L	0-1	*N.C. State
5/14	N1	W	6-0	% Wake Forest
5/15	A	W	11-1	Furman

* - ACC game; % - not counted in ACC standings; N1 - Belmont, NC

1963 (15-11 Overall; 9-5 ACC, T-2nd)

Head Coach: Bill Wilhelm (6th)

Date	St	W-L	Score	Opponent
3/21	A	L	7-10	Florida State
3/22	A	W	12-7	Florida State
3/23	A	L	3-12	Florida State
3/23	N1	W	17-4	Navy
3/27	A	W	6-4	Georgia Tech
3/29	A	W	7-4	The Citadel
3/30	A	L	3-7	#The Citadel
4/3	H	L	8-10	Georgia Tech

4/8	H	L	6-11	Georgia
4/10	A	L	2-5	Georgia
4/12	A	L	4-5	*Virginia
4/13	A	W	10-4	*Virginia
4/15	A	L	1-2	*Maryland
4/16	A	W	7-3	*Maryland
4/19	H	W	14-7	*N.C. State
4/20	H	W	8-2	*North Carolina
4/23	H	W	9-2	*South Carolina
4/26	A	L	5-14	*Wake Forest
4/27	A	W	5-1	*Duke
5/3	H	W	5-4	*Duke
5/4	H	L	8-14	*Wake Forest
5/7	A	W	6-5	Furman
5/10	A	W	12-11	*N.C. State
5/11	A	L	4-6	*North Carolina
5/14	A	W	5-1	† South Carolina
5/15	H	W	11-6	Furman

* - ACC game; # - no-hit game; † - Wilhelm's 100th victory; N1 - Tallahassee, FL

1964 (13-13 Overall; 6-7 ACC, T-4th)

Head Coach: Bill Wilhelm (7th)

Date	St	W-L	Score	Opponent
3/19	A	L	5-8	Florida State
3/20	A	W	8-5	Florida State
3/20	N1	L	3-6	Tennessee
3/21	A	L	6-12	Florida State
3/23	H	W	9-3	Yale
3/24	H	W	10-5	Yale
3/27	H	W	9-1	*Virginia
3/28	H	L	9-11	*Virginia
3/30	H	L	3-6	*Maryland
3/31	H	W	11-8	*Maryland
4/1	H	W	11-4	Cornell
4/9	A	W	11-9	Georgia
4/11	H	L	8-10	Georgia
4/14	H	W	22-4	Georgia Tech
4/17	A	L	2-3	*N.C. State
4/18	A	L	3-4	*North Carolina
4/24	A	W	5-3	*Duke
4/25	A	L	3-4	*Wake Forest
4/28	A	W	4-2	*South Carolina
5/1	H	L	0-3	*Wake Forest
5/6	A	W	1-0	Furman
5/8	H	W	9-4	*N.C. State
5/9	H	L	5-12	*North Carolina
5/12	H	W	5-3	*South Carolina
5/13	H	L	9-10	Furman
5/14	A	L	3-4	Georgia Tech

* - ACC game; N1 - Tallahassee, FL

1965 (18-10-2 Overall; 9-5 ACC, 2nd)

Head Coach: Bill Wilhelm (8th)

Date	St	W-L	Score	Opponent
3/20	A	L	0-2	Georgia
3/22	A	W	4-2	The Citadel
3/23	A	W	6-2	The Citadel
3/30	H	L	3-6	Ohio
3/31	H	W	15-1	Miami (OH)
4/1	H	W	14-0	Miami (OH) ⁽¹⁾
4/1	H	W	9-0	Miami (OH) ⁽²⁾
4/3	H	W	4-2	Georgia Tech ⁽¹⁾
4/3	H	T	6-6	Georgia Tech ⁽²⁾
4/6	H	W	11-9	Furman
4/9	H	W	6-5	*North Carolina
4/10	H	L	5-8	*N.C. State
4/12	H	L	4-8	Georgia
4/16	A	L	1-6	*Maryland
4/17	A	L	1-2	*Maryland
4/20	A	W	5-2	*Virginia ⁽¹⁾
4/20	A	L	0-1	*Virginia ⁽²⁾
4/23	H	W	10-2	*Duke
4/24	H	W	9-5	*Wake Forest
4/26	H	W	9-8	Florida State
4/27	H	L	11-13	Florida State ⁽¹⁾
4/27	H	L	3-16	Florida State ⁽²⁾
4/30	A	L	3-4	*North Carolina
5/1	A	W	6-4	*N.C. State
5/4	H	W	18-1	*South Carolina

5/7	A	W	8-0	*Duke
5/8	A	W	2-0	*Wake Forest
5/11	A	T	4-4	Georgia Tech
5/13	A	W	9-3	*South Carolina
5/15	A	W	4-3	Furman

* - ACC game

1966 (20-7-2 Overall; 9-4 ACC, 2nd)

Head Coach: Bill Wilhelm (9th)

Date	St	W-L	Score	Opponent
3/21	H	W	11-0	Virginia Tech
3/22	H	W	9-6	Virginia Tech
3/25	H	W	11-5	The Citadel
3/26	H	W	27-2	The Citadel
3/28	H	T	12-12	Ohio
3/29	H	W	6-4	Ohio
3/30	H	W	8-3	Ohio
4/2	H	W	11-0	*Duke
4/5	H	W	7-3	*Wake Forest
4/8	H	W	11-2	*Maryland
4/9	H	W	12-7	*Maryland
4/11	H	W	8-4	*Virginia
4/12	H	W	18-3	*Virginia
4/15	A	L	1-6	*North Carolina
4/16	A	L	6-7	*N.C. State
4/18	H	W	14-9	Georgia Tech
4/19	A	W	17-9	Georgia
4/23	A	L	5-6	*Wake Forest
4/25	H	W	18-6	Furman
4/26	H	W	11-6	*South Carolina
4/30	H	L	3-5	*North Carolina
5/12	H	T	3-3	Georgia
5/16	H	W	8-7	*N.C. State
5/17	A	W	6-3	Furman
5/19	A	W	8-2	*South Carolina
5/20	A	L	1-4	Georgia Tech
5/23	A	L	5-11	Florida State
5/24	A	L	3-4	Florida State
5/25	A	W	4-3	Florida State

* - ACC game

1967 (29-9 Overall; 11-2 ACC, 1st)

ACC Champions

Ranked #7 by Collegiate Baseball

Head Coach: Bill Wilhelm (10th)

Date	St	W-L	Score	Opponent
3/17	H	W	4-1	Kentucky
3/18	H	W	9-0	Kentucky
3/20	H	L	5-6	Tennessee
3/21	H	W	6-2	Tennessee
3/23	H	W	8-1	Rhode Island ⁽¹⁾
3/23	H	L	4-6	Rhode Island ⁽²⁾



Rusty Adkins had a Tiger and ACC record 41-game hitting streak that started against N.C. State on April 10, 1965 and ended at Furman on May 17, 1966.

All-Time Results

3/24	H	W	8-4	Springfield
3/25	H	W	6-1	Springfield
3/27	H	L	1-4	Massachusetts
3/29	H	W	4-0	Massachusetts ⁽¹⁾
3/29	H	W ⁽⁷⁾	9-4	Massachusetts ⁽²⁾
3/31	H	W	15-2	Davidson
4/4	H	W	10-1	Georgia Tech
4/5	A	W	7-3	Furman
4/7	H	W	6-1	*North Carolina
4/8	H	W	9-6	*N.C. State
4/10	H	L	1-4	Georgia
4/11	A	L	1-4	*South Carolina
4/14	A	W	8-2	*Wake Forest
4/15	A	L	3-10	*Duke
4/17	H	W	6-5	Furman
4/18	H	W	8-1	*South Carolina
5/3	A	W	2-1	Georgia
5/5	H	W	4-0	*Duke
5/6	A	W	3-0	#Georgia Tech
5/8	A	W	2-0	*North Carolina
5/9	A	W	8-5	*N.C. State
5/10	A	W	7-2	*Virginia
5/11	A	W	2-0	*Virginia
5/12	A	W	2-1	*Maryland
5/13	A	W	8-4	*Maryland
5/16	A	W ⁽⁷⁾	6-1	Virginia Tech ⁽¹⁾
5/16	A	L ⁽⁷⁾	2-4	Virginia Tech ⁽²⁾
6/2	N1	L	3-5	\$Florida State
6/3	N1	W	5-0	\$West Virginia
6/3	N1	W	6-4	\$Florida State
6/5	N1	W	3-2	\$Auburn ⁽¹⁾
6/5	N1	L ⁽¹³⁾	5-6	\$Auburn ⁽²⁾

* - ACC game; # - no-hit game; \$ - NCAA District III Playoffs; N1 - Gastonia, NC

1968 (27-14 Overall; 11-7 ACC, 4th)

Head Coach: Bill Wilhelm (11th)

Date	St	W-L	Score	Opponent
3/13	A	W ⁽⁷⁾	6-3	Mississippi State ⁽¹⁾
3/13	A	W ⁽⁷⁾	2-1	Mississippi State ⁽²⁾
3/14	A	L	0-11	Mississippi
3/15	A	L ⁽⁷⁾	0-6	Mississippi ⁽¹⁾
3/15	A	W ⁽⁷⁾	5-3	Mississippi ⁽²⁾
3/19	H	L ⁽⁷⁾	5-9	Ohio ⁽¹⁾
3/19	H	W ⁽⁷⁾	7-5	Ohio ⁽²⁾
3/20	H	W	5-4	Ohio
3/22	H	L ⁽⁶⁾	2-6	Virginia Tech
3/23	H	W	2-1	Virginia Tech
3/26	H	W	20-4	Furman
3/29	H	W	6-4	*Virginia
3/30	H	W	8-1	Springfield
4/2	H	W ⁽¹¹⁾	3-2	Georgia
4/6	H	W ⁽⁷⁾	11-0	*Wake Forest ⁽¹⁾
4/6	H	W ⁽⁷⁾	9-0	*Wake Forest ⁽²⁾
4/8	H	W ⁽⁷⁾	8-4	Rhode Island ⁽¹⁾
4/8	H	L ⁽⁷⁾	3-6	Rhode Island ⁽²⁾
4/9	H	W	3-2	Rhode Island
4/11	A	W	12-4	Furman
4/12	H	W	14-7	*N.C. State
4/13	H	L ⁽⁷⁾	1-2	*North Carolina ⁽¹⁾
4/13	H	W ⁽⁷⁾	4-0	*North Carolina ⁽²⁾
4/15	H	W	6-3	Georgia Tech
4/16	H	W	6-5†	*South Carolina
4/20	H	W ⁽⁷⁾	3-1	*Maryland ⁽¹⁾
4/20	H	L ⁽⁷⁾	2-7	*Maryland ⁽²⁾
5/2	A	W ⁽¹⁰⁾	2-1	*North Carolina
5/3	A	L ⁽⁷⁾	2-4	*N.C. State ⁽¹⁾
5/3	A	L ⁽⁷⁾	1-6	*N.C. State ⁽²⁾
5/4	A	L	0-7	Georgia Tech
5/6	A	W ⁽¹⁰⁾	3-2	Georgia
5/7	A	W ⁽⁷⁾	1-0	*South Carolina ⁽¹⁾
5/7	A	L ⁽⁷⁾	3-4	*South Carolina ⁽²⁾
5/8	A	W	7-0	East Carolina
5/9	A	W	8-1	East Carolina
5/10	A	W ⁽¹⁰⁾	2-0	*Wake Forest
5/11	A	W ⁽⁷⁾	5-3	*Duke ⁽¹⁾
5/11	A	L ⁽⁷⁾	0-7	*Duke ⁽²⁾
5/13	A	L ⁽¹¹⁾	2-3	George Washington
5/14	A	L	0-1	*Maryland

* - ACC game; † - Wilhelm's 200th victory

1969 (27-17-2 Overall; 12-8-1 ACC, 3rd)

Head Coach: Bill Wilhelm (12th)

Date	St	W-L	Score	Opponent
3/15	H	W	5-4	East Tennessee State ⁽¹⁾
3/15	H	W ⁽⁷⁾	7-2	East Tennessee State ⁽²⁾
3/19	H	L	3-17	Ohio
3/20	H	L ⁽¹¹⁾	5-7	Ohio
3/21	H	W	5-4	Virginia Tech
3/22	H	W ⁽⁷⁾	5-4	Virginia Tech
3/22	H	W	18-1	Kent State
3/24	H	L ⁽⁷⁾	5-9	Kent State ⁽¹⁾
3/24	H	T ⁽⁶⁾	6-6	Kent State ⁽²⁾
3/25	H	W	16-10	Massachusetts
3/26	H	W	13-9	Massachusetts
3/28	H	W ⁽⁷⁾	28-1	Buffalo
3/29	H	W ⁽⁷⁾	15-4	Buffalo ⁽¹⁾
3/29	H	W ⁽⁷⁾	18-4	Buffalo ⁽²⁾
3/30	H	W	10-1	Georgia
4/1	H	W	12-5	Furman
4/4	H	W ⁽⁷⁾	5-3	*N.C. State ⁽¹⁾
4/4	H	W ⁽⁷⁾	3-0	*N.C. State ⁽²⁾
4/5	H	L	5-10	*North Carolina
4/7	A	L	6-13	*Duke
4/8	A	W ⁽⁷⁾	4-3	*Wake Forest ⁽¹⁾
4/8	A	L ⁽⁷⁾	0-11	*Wake Forest ⁽²⁾
4/9	A	W	16-11	Georgia
4/11	H	W ⁽⁷⁾	12-5	*Virginia ⁽¹⁾
4/11	H	W ⁽⁷⁾	9-3	*Virginia ⁽²⁾
4/12	H	W	7-0	*Maryland
4/16	A	T ⁽¹³⁾	4-4	*South Carolina
4/19	H	L	2-6	Florida State ⁽¹⁾
4/19	H	L	1-3	Florida State ⁽²⁾
4/21	H	L	3-4	Georgia Tech
4/23	H	W	14-1	Jacksonville
4/26	A	W	10-3	Furman
5/6	H	L ⁽⁷⁾	1-2	*South Carolina ⁽¹⁾
5/6	H	W ⁽⁷⁾	7-3	*South Carolina ⁽²⁾
5/7	A	L	8-9	Davidson
5/9	H	W	7-6	*Wake Forest
5/10	H	W ⁽⁷⁾	8-5	*Duke ⁽¹⁾
5/10	H	W ⁽⁷⁾	7-2	*Duke ⁽²⁾
5/12	A	L	1-7	*N.C. State
5/13	A	L ⁽⁷⁾	2-5	*North Carolina ⁽¹⁾
5/13	A	W ⁽⁷⁾	7-4	*North Carolina ⁽²⁾
5/14	A	L	2-3	Virginia Tech
5/15	A	L	1-8	Virginia Tech
5/16	A	L	0-2	*Virginia
5/17	A	L ⁽⁷⁾	2-3	*Maryland ⁽¹⁾
5/17	A	W ⁽⁷⁾	7-5	*Maryland ⁽²⁾


* - ACC game

1970 (32-16 Overall; 14-8 ACC, 2nd)

Ranked #18 by Collegiate Baseball

Head Coach: Bill Wilhelm (13th)

Date	St	W-L	Score	Opponent
3/7	H	W ⁽⁷⁾	10-0	°Louisville ⁽¹⁾
3/7	H	W ⁽⁷⁾	8-1	Louisville ⁽²⁾
3/12	A	L	3-13	Florida
3/13	A	L	4-5	Florida
3/14	A	W ⁽⁷⁾	5-2	Florida ⁽¹⁾
3/14	A	W ⁽⁷⁾	6-3	Florida ⁽²⁾
3/16	A	W	5-3	Jacksonville
3/17	A	L	0-4	Jacksonville
3/18	N1	W ⁽⁸⁾	5-4	#Georgia Tech
3/18	A	W ⁽⁷⁾	5-1	#Georgia Southern
3/19	N1	W ⁽⁷⁾	6-3	#Virginia Tech
3/19	A	W	6-2	#Georgia Southern
3/23	H	W	6-5	George Washington
3/25	H	L	1-5	Ohio
3/26	H	W ⁽¹⁰⁾	7-6	Ohio
3/27	H	W	14-2	Vermont
3/28	H	W ⁽⁷⁾	8-2	Rider ⁽¹⁾
3/28	H	W ⁽⁸⁾	2-1	Rider ⁽²⁾
4/4	H	W ⁽⁷⁾	2-1	*Wake Forest ⁽¹⁾
4/4	H	W ⁽⁷⁾	5-0	*Wake Forest ⁽²⁾
4/5	H	W	3-1	*Duke
4/7	H	W	17-6	Georgia Tech
4/8	A	W	16-4	Belmont Abbey
4/10	H	W	2-0	*N.C. State
4/11	H	W ⁽⁷⁾	6-4	*North Carolina ⁽¹⁾



The 1971 team had a 27-14 overall record and 10-5 ACC mark. The team also was ranked #22 in the final Collegiate Baseball poll.

4/11	H	W ⁽⁸⁾	5-0	*North Carolina ⁽²⁾
4/14	A	L ⁽⁷⁾	1-2	*South Carolina ⁽¹⁾
4/14	A	W ⁽⁷⁾	2-1	*South Carolina ⁽²⁾
4/15	H	W	4-1	Georgia
4/16	H	W	8-6	Belmont Abbey
4/18	A	L	1-5	*Maryland
4/19	A	W ⁽⁷⁾	5-3	*Virginia ⁽¹⁾
4/19	A	L ⁽⁷⁾	1-5	*Virginia ⁽²⁾
5/5	H	W	4-0	*South Carolina
5/6	A	L ⁽¹²⁾	10-11	Georgia
5/7	A	L	1-7	Georgia Tech
5/9	H	W ⁽⁷⁾	3-1	*Maryland ⁽¹⁾
5/9	H	W ⁽⁷⁾	9-1	*Maryland ⁽²⁾
5/10	H	W	6-2	*Virginia
5/11	A	L	3-5	*North Carolina
5/12	A	W ⁽⁷⁾	7-2	*N.C. State ⁽¹⁾
5/12	A	L ⁽⁷⁾	2-3	*N.C. State ⁽²⁾
5/13	A	L	5-14	Virginia Tech
5/14	A	L	0-1	Virginia Tech
5/15	A	W	9-5	*Wake Forest
5/16	A	L ⁽⁷⁾	1-2	*Duke ⁽¹⁾
5/16	A	L ⁽⁷⁾	1-2	*Duke ⁽²⁾
5/22	N2	L	3-4	^Maryland

* - ACC game; ° - first game played at Doug Kingsmore Stadium; # - Georgia Southern Tournament; ^ - ACC Playoff game; N1 - Statesboro, GA; N2 - Raleigh, NC

1971 (27-14 Overall; 10-5 ACC, 2nd)

Ranked #22 by Collegiate Baseball

Head Coach: Bill Wilhelm (14th)

Date	St	W-L	Score	Opponent
3/6	H	W ⁽⁷⁾	4-0	Louisville ⁽¹⁾
3/6	H	W ⁽⁷⁾	9-2	Louisville ⁽²⁾
3/11	H	L	1-2	East Tennessee State
3/12	H	W	4-3	East Tennessee State
3/15	A	W	10-5	Mississippi
3/16	A	L	4-12	Mississippi
3/17	A	L	1-8	Mississippi
3/18	A	W	6-4	Mississippi State
3/20	A	L ⁽⁷⁾	1-2	Mississippi State ⁽¹⁾
3/20	A	W	10-8	Mississippi State ⁽²⁾
3/22	H	L ⁽¹⁰⁾	2-6	Ohio
3/23	H	L	3-7	Ohio
3/24	H	W	4-3	Ohio
3/28	N1	L	0-3	*N.C. State
3/30	H	L	3-8	Georgia Southern
3/31	H	W	3-0	Georgia Southern
4/3	H	W	2-1	*Wake Forest
4/4	H	W	5-4	*Duke
4/5	A	W ⁽¹⁰⁾	4-1	Belmont Abbey
4/7	A	W	8-4	Georgia
4/10	N2	L	1-2	*North Carolina ⁽¹⁾
4/10	N2	L	1-3	*North Carolina ⁽²⁾
4/11	A	W	4-0	*N.C. State
4/13	A	L	4-8	Georgia Tech
4/14	H	W	10-3	Georgia
4/15	H	W	7-1	Belmont Abbey
4/16	H	W	8-3	Belmont Abbey

4/17	H	W ⁽⁷⁾	11-0	#Florida State ⁽¹⁾
4/17	H	W	12-7	Florida State ⁽²⁾
4/18	H	W	3-2	Florida State
4/21	H	L	1-4	Georgia Tech
4/25	H	W	8-2	*South Carolina
5/4	A	W	8-4	*South Carolina
5/6	H	L	5-16	*Virginia
5/7	H	W	5-2	*Virginia
5/8	H	W ⁽¹⁰⁾	3-2	*Maryland
5/9	H	W	4-1	*Maryland
5/12	A	W	5-2	*Duke
5/14	A	W	9-1	*Wake Forest
5/15	A	W ⁽⁷⁾	6-4	Virginia Tech
5/16	N3	L	0-4	^Maryland

* - ACC game; # - no-hit game; ^ - ACC Playoff game; N1 - Columbia, SC; N2 - Durham, NC; N3 - Raleigh, NC

1972 (19-15 Overall; 6-7 ACC, 5th)

Head Coach: Bill Wilhelm (15th)

Date	St	W-L	Score	Opponent
3/4	H	W	10-0	Louisville
3/5	H	W	14-2	Louisville
3/6	H	W	1-0	West Virginia
3/7	H	W	9-1	West Virginia
3/10	A	L	7-11	Florida State
3/11	A	L	3-6	Florida State
3/12	A	L	3-20	Florida State
3/17	N1	W	6-4	%Virginia Tech
3/17	A	W	2-1	%Georgia Southern
3/18	A	L	4-10	%Georgia Southern
3/18	N1	L	3-4	%Virginia Tech
3/20	H	W	2-1	Ohio
3/21	H	L ⁽¹⁰⁾	1-2	Ohio
4/1	A	W ⁽⁷⁾	8-0	*North Carolina ⁽¹⁾
4/1	A	L ⁽⁷⁾	1-3	*North Carolina ⁽²⁾
4/2	A	W	7-2	*N.C. State
4/4	H	W	8-0	South Carolina
4/5	A	L	1-2	South Carolina
4/8	H	W ⁽⁷⁾	2-0	*Wake Forest ⁽¹⁾
4/8	H	W ⁽⁷⁾	4-3	*Wake Forest ⁽²⁾
4/9	H	W ⁽¹¹⁾	1-0	Georgia Tech
4/12	A	W	12-4	Georgia
4/15	H	W ⁽⁷⁾	7-0	*N.C. State ⁽¹⁾
4/15	H	L ⁽⁷⁾	2-3	*N.C. State ⁽²⁾
4/16	H	W ⁽¹²⁾	5-4	*North Carolina
4/18	A	W	12-3	Georgia
4/21	N2	W	5-2	South Carolina
5/2	H	W	4-0	Georgia
5/5	A	L	8-9	*Wake Forest
5/6	A	L ⁽⁷⁾	3-4	*Virginia ⁽¹⁾
5/6	A	L ⁽⁷⁾	2-5	*Virginia ⁽²⁾
5/7	A	L	2-5	*Virginia
5/10	A	L	2-3	*Maryland ⁽¹⁾
5/10	A	L ⁽⁷⁾	0-3	^#Maryland ⁽²⁾

* - ACC game; # - no-hit game;

All-Time Results

1973 (24-16 Overall; 10-2 ACC, T-1st)

Head Coach: Bill Wilhelm (16th)


Date	St	W-L	Score	Opponent
3/9	H	W	7-3	West Virginia
3/13	H	W	5-0	Appalachian State
3/15	H	L ⁽¹⁰⁾	4-8	Central Michigan
3/16	H	W ⁽⁸⁾	3-0#	Maryland
3/18	N1	W	8-4	Austin Peay State
3/19	A	L ⁽⁷⁾	1-2	Mississippi State ⁽¹⁾
3/19	A	L ⁽⁷⁾	0-2	Mississippi State ⁽²⁾
3/20	A	L ⁽⁷⁾	3-6	Mississippi ⁽¹⁾
3/20	A	W ⁽⁶⁾	10-4	Mississippi ⁽²⁾
3/21	A	L	3-10	Mississippi
3/22	A	L	1-10	South Alabama
3/23	N2	W	2-0	Yale
3/23	A	L	1-11	South Alabama
3/25	A	W	15-8	Alabama
3/27	A	W	7-0	*Wake Forest
3/28	H	L ⁽⁷⁾	2-8	Western Michigan ⁽¹⁾
3/28	H	W ⁽⁷⁾	10-8	Western Michigan ⁽²⁾
4/3	H	W ⁽⁸⁾	3-0	*North Carolina
4/4	A	W	4-2	South Carolina
4/5	H	W	12-3	Georgia
4/6	H	L ⁽¹⁰⁾	4-6	*Virginia
4/9	H	W	5-3	*Wake Forest
4/10	H	L	1-3	South Carolina
4/11	A	W	6-5	Georgia
4/13	A	W ⁽⁷⁾	8-1	*N.C. State ⁽¹⁾
4/13	A	L ⁽⁷⁾	1-7	*N.C. State ⁽²⁾
4/14	A	W	3-1	*North Carolina
4/15	A	W	11-3	*Virginia
4/16	A	W	10-0	*Maryland
4/17	A	W ⁽⁷⁾	9-7	*Duke ⁽¹⁾
4/17	A	W ⁽⁷⁾	4-3	*Duke ⁽²⁾
4/20	N3	W	10-3	+Wake Forest
4/21	N3	W	3-1	+Virginia
4/22	N3	L ⁽¹⁰⁾	4-8	+N.C. State ⁽¹⁾
4/22	N3	L	2-3	+N.C. State ⁽²⁾
4/23	H	L	5-7	Georgia
4/26	H	W ⁽⁷⁾	2-1	Florida State ⁽¹⁾
4/26	H	L ⁽⁷⁾	1-2	Florida State ⁽²⁾
4/27	H	L	1-9	Florida State
4/28	N4	W	9-5	South Carolina

* - ACC game; # - no-hit game; + - ACC Tournament; N1 - Livingston, AL; N2 - Mobile, AL; N3 - Chapel Hill, NC; N4 - Spartanburg, SC

1974 (23-15 Overall; 10-1 ACC, 1st)

Head Coach: Bill Wilhelm (17th)

Date	St	W-L	Score	Opponent
3/1	A	L	8-9	Georgia Southern
3/2	A	L	2-5	Georgia Southern
3/3	A	L	3-6	Georgia Southern
3/5	H	W	8-1	Mercer
3/6	H	W	12-0	Mercer
3/8	A	L	3-6	Florida State
3/9	A	W	7-5	Florida State
3/10	A	L	3-5	Florida State
3/13	H	L ⁽¹⁰⁾	3-4	Western Carolina
3/15	H	W	3-2	*Maryland
3/17	A	L	6-17	Florida
3/18	A	L	3-10	Florida
3/19	A	W	24-2	Florida
3/20	A	L	5-6	Florida Southern
3/21	A	W	5-2	Florida Southern
3/26	H	W	5-0	East Tennessee State
3/28	H	L	0-3	South Carolina
3/30	H	W	18-1	*North Carolina
3/31	H	W	18-1	*Duke
4/2	H	W	3-0	Georgia
4/3	A	L	7-11	Georgia Tech
4/6	A	W	7-0	*Wake Forest
4/7	A	W	2-1	*N.C. State
4/9	H	W	12-3	Georgia Tech
4/10	A	L	4-5	Georgia
4/12	A	W	3-2	*North Carolina
4/14	A	W	8-5	*Maryland
4/16	H	W	6-3	Georgia
4/17	H	W	10-8	Georgia Tech



Chuck Porter pitched a Clemson and ACC record 16.0 innings to record the victory over Virginia in the first game of a double-header on April 19, 1974.

4/19	H	W ⁽¹⁶⁾	3-2	*Virginia ⁽¹⁾
4/19	H	L ⁽⁷⁾	1-2	*Virginia ⁽²⁾
4/20	H	W	12-3	*Wake Forest
4/21	H	W	5-0	*N.C. State
4/26	N1	L	2-3	+Virginia
4/27	N1	W	6-4	+North Carolina
4/27	N1	W	9-6	+Virginia
4/28	A	W	12-5	+N.C. State ⁽¹⁾
4/28	A	L	6-8	+N.C. State ⁽²⁾

* - ACC game; + - ACC Tournament; N1 - Raleigh, NC

1975 (33-10 Overall; 10-2 ACC, T-1st)

Ranked #25 by Collegiate Baseball

Head Coach: Bill Wilhelm (18th)

Date	St	W-L	Score	Opponent
3/1	H	W	9-6	Gardner-Webb
3/3	H	W	26-6	West Virginia
3/4	H	W	12-3	West Virginia
3/7	H	W ⁽⁸⁾	4-1	Georgia Southern
3/8	H	W	13-3	Georgia Southern
3/9	H	W	9-2	Georgia Southern
3/14	A	W ⁽⁷⁾	9-4	Alabama
3/14	N1	W ⁽⁷⁾	4-1	Tennessee
3/15	N1	L ⁽⁷⁾	4-8	Tennessee
3/15	A	W ⁽⁷⁾	7-3	Alabama
3/17	A	L	1-2	Birmingham-Southern
3/19	A	W	5-4	Auburn ⁽¹⁾
3/19	A	W	6-4	Auburn ⁽²⁾
3/20	A	W	3-0	Mercer
3/21	A	W	3-2	Mercer
3/23	A	W	11-1	Georgia
3/25	H	W	10-7	Marshall
3/26	H	L ⁽⁷⁾	1-4	Marshall ⁽¹⁾
3/26	H	W ⁽⁷⁾	13-0	Marshall ⁽²⁾
3/28	A	L	3-6	*Maryland
3/31	H	W	4-0	Saint John's
4/1	H	W	8-0	Western Carolina
4/4	H	W	4-2	*Virginia
4/5	H	W	6-5	*N.C. State
4/6	H	L	1-3	*N.C. State
4/8	A	W	10-3	Georgia Tech
4/11	H	W ⁽⁷⁾	6-2	*North Carolina ⁽¹⁾
4/11	H	W ⁽⁷⁾	5-2	*North Carolina ⁽²⁾
4/12	H	W	14-3	*Duke ⁽¹⁾
4/12	H	W	8-1	*Duke ⁽²⁾
4/13	H	W	5-2	*Maryland
4/15	H	W	10-1	Georgia
4/16	A	L	2-6	South Carolina
4/18	A	W	6-3	*Virginia
4/19	A	W	7-2	*Wake Forest
4/20	A	W	6-1	*Wake Forest
4/22	A	W	18-3	Georgia Tech
4/25	A	L	2-7	+North Carolina
4/26	N2	W	15-1	+Wake Forest
4/26	A	W	7-6	+North Carolina
4/27	N2	L	2-3	+N.C. State

5/23	A	L	3-5	\$Eastern Michigan
5/24	N3	L	4-5	\$Penn State

* - ACC game; + - ACC Tournament; \$ - NCAA Midwest Regional; N1 - Tuscaloosa, AL; N2 - Chapel Hill, NC; N3 - Ypsilanti, MI

1976 (36-15 Overall; 10-2 ACC, 1st)

ACC Champions

College World Series Participant

Ranked #5 by Collegiate Baseball

Head Coach: Bill Wilhelm (19th)

Date	St	W-L	Score	Opponent
3/1	H	W	3-0	High Point
3/2	H	W ⁽¹¹⁾	4-3	High Point
3/3	H	W	9-0	Francis Marion
3/5	H	W	6-2	Charleston Southern
3/7	H	W	5-4	James Madison
3/8	A	L	3-4	Georgia
3/10	A	W	9-5	Erskine
3/11	H	W	6-0	†Maryland
3/13	A	W	6-5	Florida
3/14	A	L	4-5	Florida
3/15	A	L	3-7	Rollins
3/15	A	L ⁽¹⁰⁾	1-3	Stetson
3/16	A	W	7-6	Rollins
3/17	A	W	11-3	Florida Southern
3/18	A	L	1-2	Florida Southern
3/19	A	L	2-16	Jacksonville
3/20	A	L	8-15	Georgia Southern ⁽¹⁾
3/20	A	W	16-12	Georgia Southern ⁽²⁾
3/22	H	L ⁽¹⁴⁾	1-3	Toledo
3/23	H	L	1-4	Toledo
3/24	H	L	4-6	Toledo
3/25	A	W	4-1	Newberry
3/27	H	W	10-6	North Carolina-Wilmington
3/28	H	W	10-2	North Carolina-Wilmington
3/31	N1	W	7-5	*Wake Forest ⁽¹⁾
3/31	N1	W	4-2	*Wake Forest ⁽²⁾
4/2	A	W	10-6	South Carolina
4/3	A	W	7-4	*N.C. State
4/4	A	W	8-0	*N.C. State
4/5	A	W	12-3	Georgia Tech
4/6	H	W	5-2	Georgia
4/8	A	W	20-7	*Duke
4/9	A	L	1-10	*Duke
4/10	A	L ⁽¹⁰⁾	2-3	*North Carolina
4/11	A	W ⁽¹²⁾	3-2	*North Carolina
4/12	A	W ⁽¹¹⁾	12-10	Georgia Tech
4/13	H	L	3-4	South Carolina
4/14	A	W	10-3	Georgia
4/16	H	W	9-0	*Virginia
4/17	H	W	9-0#	*Virginia
4/18	H	W	8-6	*Maryland
4/21	A	W	10-4	Wofford
4/23	H	W	2-0	+Wake Forest
4/24	H	W	2-1	+Maryland
4/25	H	W	3-2	+Maryland
5/21	N1	W	13-2	\$Furman
5/22	A	W	10-4	\$South Carolina
5/24	N1	W	6-2	\$Furman
6/11	N2	W	9-4	!Auburn
6/13	N2	L ⁽¹⁰⁾	2-3	!Eastern Michigan
6/14	N2	L	6-10	!Arizona

* - ACC game; # - no-hit game; † - Wilhelm's 400th victory; + - ACC Tournament; \$ - NCAA Atlantic Regional; ! - College World Series; N1 - Columbia, SC; N2 - Omaha, NE

1977 (42-10 Overall; 9-1 ACC, 1st)

College World Series Participant

Ranked #5 by Collegiate Baseball

Head Coach: Bill Wilhelm (20th)

Date	St	W-L	Score	Opponent
2/26	A	W ⁽⁷⁾	12-2	Columbus ⁽¹⁾
2/26	A	W ⁽⁷⁾	13-5	Columbus ⁽²⁾
3/1	H	W	10-1	High Point
3/2	H	W	10-0	High Point
3/3	A	W	2-1	Georgia
3/5	H	W	6-0	*Duke
3/8	H	W ⁽⁷⁾	6-2	James Madison ⁽¹⁾

3/8	H	W	10-3	James Madison ⁽²⁾
3/9	H	W	3-0	Mercer
3/10	H	W	8-6	Mercer
3/11	H	W	5-2	Marshall
3/12	A	W	5-2	The Citadel
3/14	A	W	8-0	Charleston Southern
3/15	A	W	3-1	Charleston Southern
3/16	A	W	8-6	Francis Marion
3/17	A	W	8-0	#North Carolina-Wilmington
3/18	A	W	4-1	North Carolina-Wilmington
3/19	A	W	11-6	*Wake Forest
3/20	A	W	13-12	*Wake Forest
3/22	H	W	8-1	Toledo
3/23	H	W ⁽⁷⁾	10-3	Toledo ⁽¹⁾
3/23	H	W ⁽⁷⁾	6-5	Toledo ⁽²⁾
3/24	H	W ⁽¹¹⁾	5-3	Toledo ⁽¹⁾
3/24	H	W ⁽⁵⁾	13-0	Toledo ⁽²⁾
3/26	H	W	3-0	Lewis
3/27	H	W	9-8	Lewis
3/28	H	L	1-2	South Carolina
4/1	H	L	3-6	Newberry
4/2	H	W	7-3	*N.C. State
4/6	H	W	2-0	Georgia
4/7	H	W	13-0	Erskine
4/8	H	W	8-7	Georgia Tech
4/9	H	W	14-0	*North Carolina
4/10	H	W	9-3	*North Carolina
4/12	A	L ⁽⁷⁾	6-7	South Carolina ⁽¹⁾
4/12	A	L ⁽⁷⁾	2-7	South Carolina ⁽²⁾
4/14	A	L ⁽¹⁰⁾	9-12	*Maryland
4/15	A	W	9-6	*Maryland
4/16	A	W	8-3	*Virginia
4/17	A	W	26-4	*Virginia
4/19	A	W ⁽⁶⁾	2-0	Wofford
4/22	H	W	10-3	+N.C. State
4/23	H	L	4-5	+Wake Forest
4/24	H	W	14-6	+N.C. State
4/24	H	L	9-22	+Wake Forest
5/20	N1	W	8-7	\$Mississippi
5/21	A	W	7-2	\$Miami (FL)
5/22	A	L	3-10	\$Miami (FL) ⁽¹⁾
5/22	A	W	10-9	\$Miami (FL) ⁽²⁾
6/10	N2	L	7-10	!Arizona State
6/11	N2	W	13-4	!Temple
6/14	N2	L	0-1	!California State-Fullerton

1978 (39-14 Overall; 10-2 ACC, 1st)

ACC Champions

Ranked #25 by Collegiate Baseball

Head Coach: Bill Wilhelm (21st)

Date	St	W-L	Score	Opponent
2/25	A	W ⁽⁷⁾	10-4	Columbus ⁽¹⁾
2/25	A	W ⁽⁶⁾	9-4	Columbus ⁽²⁾
2/26	A	W	7-6	Valdosta State ⁽¹⁾
2/26	A	L ⁽⁵⁾	1-4	Valdosta State ⁽²⁾
3/4	A	L	2-4	Georgia Southern
3/5	A	L ⁽⁷⁾	1-3	Georgia Southern ⁽¹⁾
3/5	A	W ⁽⁷⁾	5-2	Georgia Southern ⁽²⁾
3/7	H	W ⁽⁷⁾	7-6	James Madison ⁽¹⁾
3/7	H	W ⁽⁵⁾	6-5	James Madison ⁽²⁾
3/12	H	W	8-1	* Wake Forest
3/13	H	W	11-3	* Wake Forest
3/16	H	W	14-4	* Virginia
3/17	H	W	4-3	* Virginia
3/18	A	W	6-1	High Point
3/19	A	W	4-0	* N.C. State
3/20	A	W	25-6	* Duke
3/21	A	W ⁽⁸⁾	15-10	* Duke
3/22	A	L	3-4	East Carolina
3/23	A	W	3-0	East Carolina
3/24	A	L	1-6	* North Carolina
3/28	H	W ⁽¹²⁾	3-2	Lewis
3/29	H	W ⁽⁷⁾	5-0	Lewis ⁽¹⁾
3/29	H	W ⁽⁷⁾	1-0	Lewis ⁽²⁾
3/30	H	W	10-2	Lewis
4/1	A	W	10-2	South Carolina

All-Time Results

4/2	A	L	6-10	South Carolina
4/3	H	W	12-3	Western Carolina
4/4	A	L ⁽⁷⁾	2-4	Mercer ⁽¹⁾
4/4	A	L ⁽⁷⁾	4-7	Mercer ⁽²⁾
4/5	A	W ⁽⁷⁾	11-6	Georgia ⁽¹⁾
4/5	A	L ⁽⁷⁾	5-6	Georgia ⁽²⁾
4/6	H	W ⁽⁷⁾	3-2	Charleston Southern ⁽¹⁾
4/6	H	W ⁽⁷⁾	10-3	Charleston Southern ⁽²⁾
4/7	A	W	13-9	Georgia Tech
4/8	H	W ⁽⁷⁾	5-1	Samford ⁽¹⁾
4/8	H	W ⁽⁷⁾	15-7	Samford ⁽²⁾
4/9	H	W	7-6	Samford
4/10	H	L	1-3	Francis Marion
4/12	A	W	6-1	†Newberry
4/13	H	L	1-2	Georgia Tech
4/15	H	W	17-8	*Maryland
4/16	H	W	8-7	*Maryland
4/17	A	L ⁽¹²⁾	9-10	*North Carolina
4/18	A	W ⁽⁸⁾	2-1	*N.C. State
4/22	H	W	12-1	+N.C. State
4/23	H	W	13-0	+Duke
4/24	H	W	7-2	+Wake Forest
4/28	H	W	7-6	North Carolina-Wilmington
4/29	H	W	4-3	North Carolina-Wilmington
4/30	H	W	11-4	South Carolina
5/19	A	W	8-5	\$Miami (FL)
5/20	N1	L	5-9	\$Marshall
5/21	A	L	5-7	\$Miami (FL)

* - ACC game; † - Wilhelm's 500th victory; + - ACC Tournament; \$ - NCAA Atlantic Regional; N1 - Miami, FL

1979 (40-15 Overall; 10-1 ACC, 1st) ACC Champions

Ranked #9 by Collegiate Baseball
Head Coach: Bill Wilhelm (22nd)

Date	St	W-L	Score	Opponent
2/23	A	L	5-17	Florida
2/26	A	W ⁽⁷⁾	5-0	Valdosta State ⁽¹⁾
2/26	A	W ⁽⁷⁾	6-2	Valdosta State ⁽²⁾
2/28	H	W	12-2	Georgia
3/3	H	W ⁽⁷⁾	2-1	High Point ⁽¹⁾
3/3	H	W ⁽⁷⁾	6-2	High Point ⁽²⁾
3/6	H	W	2-1	East Carolina
3/7	H	W	1-0	East Carolina
3/8	H	W	8-3	Western Carolina
3/10	A	L	2-4	Auburn
3/11	A	L	1-10	#Auburn
3/12	A	L ⁽⁷⁾	1-5	Columbus ⁽¹⁾
3/12	A	W ⁽⁷⁾	11-1	Columbus ⁽²⁾
3/14	H	W	13-1	*Duke
3/15	H	W	6-4	*Duke
3/17	A	W	8-2	Francis Marion
3/18	A	W	17-2	North Carolina-Wilmington
3/19	A	W	8-6	North Carolina-Wilmington
3/20	A	W	10-3	The Citadel
3/21	A	W	6-1	The Citadel
3/22	A	W	17-10	Charleston Southern

3/24	A	W	3-1	South Carolina
3/25	A	L	6-7	South Carolina
3/27	H	W	6-5	*North Carolina
3/28	H	W	7-4	*North Carolina
3/31	H	W	8-1	*N.C. State
4/1	A	W	13-3	Western Carolina
4/5	H	W	11-4	Samford
4/7	A	W	41-9	*N.C. State
4/8	A	W ⁽¹⁶⁾	8-6	*Wake Forest
4/9	A	W	13-7	*Wake Forest
4/10	H	W	12-3	Erskine
4/11	A	W	14-6	Georgia Tech
4/14	H	W	1-0	South Carolina
4/15	H	W	6-3	South Carolina
4/16	A	L	14-15	Georgia
4/18	H	W	20-2	Georgia Tech
4/21	H	L	8-10	Georgia Southern
4/22	H	W ⁽⁸⁾	1-0	Georgia Southern ⁽¹⁾
4/22	H	L ⁽⁸⁾	10-12	Georgia Southern ⁽²⁾
4/25	A	W	10-4	*Virginia
4/28	A	W ⁽⁷⁾	5-3	*Maryland ⁽¹⁾
4/28	A	L ⁽⁷⁾	2-6	*Maryland ⁽²⁾
5/5	A	W	11-5	Appalachian State
5/6	A	W	15-1	Appalachian State
5/7	A	L	8-12	Virginia Tech
5/8	A	W	15-2	James Madison
5/9	A	L	10-11	James Madison
5/10	A	L	4-7	James Madison
5/11	A	W	8-6	East Tennessee State
5/12	A	L	8-13	East Tennessee State
5/18	N1	W	8-4	\$Georgia Southern
5/19	A	L	1-2	\$Miami (FL)
5/20	N1	W	2-0	\$Georgia Southern
5/20	A	L	1-4	\$Miami (FL)

* - ACC game; # - no-hit game; \$ - NCAA Atlantic Regional; N1 - Miami, FL

1980 (38-21 Overall; 6-5 ACC, 3rd) ACC Champions

College World Series Participant
Ranked #4 by Collegiate Baseball

Date	St	W-L	Score	Opponent
2/21	H	W	8-0	Erskine
2/22	A	L	2-6	Valdosta State
2/23	A	L	3-4	Florida
2/25	A	L	0-6	Florida
2/27	H	W	22-7	Georgia
2/28	H	W	10-2	Western Carolina
3/1	A	W	8-5	Georgia
3/7	H	L	2-3	East Tennessee State
3/9	H	L ⁽¹¹⁾	1-3	East Tennessee State ⁽¹⁾
3/9	H	W ⁽⁷⁾	8-0	East Tennessee State ⁽²⁾
3/10	H	W ⁽⁷⁾	2-0	#North Carolina-Wilmington ⁽¹⁾
3/10	H	L ⁽⁷⁾	1-3	North Carolina-Wilmington ⁽²⁾
3/11	H	W	8-2	North Carolina-Wilmington
3/14	H	W ⁽¹⁰⁾	5-4	*Wake Forest
3/15	A	W	10-7	%Stetson

3/17	N1	L	7-10	%Cincinnati
3/18	A	W	3-2	%Rollins
3/19	N1	W	5-0	%Cornell
3/20	N1	W	8-2	%Cincinnati
3/21	A	L	1-5	%Rollins
3/22	N1	L ⁽¹⁰⁾	6-7	%Cornell
3/25	H	W	4-1	Ohio State
3/26	H	W	2-0	Ohio State
3/27	H	W ⁽⁷⁾	6-0	Ohio State ⁽¹⁾
3/27	H	W ⁽⁷⁾	8-3	Ohio State ⁽²⁾
3/31	H	W	12-1	Samford
4/1	H	W	4-2	Samford
4/3	H	W	18-1	*Georgia Tech
4/5	H	L	3-14	*North Carolina
4/6	H	L	3-6	*N.C. State
4/7	H	W	3-2	Francis Marion
4/9	A	L	10-12	*Georgia Tech
4/10	A	W	14-8	Western Carolina
4/11	A	L	4-5	*Wake Forest
4/12	A	L	3-4	*North Carolina
4/15	H	W	9-3	South Carolina
4/16	H	W	4-3	South Carolina
4/17	H	W	3-1	*Virginia
4/18	H	W	6-5	*Virginia
4/19	H	W	1-0	*Maryland
4/20	H	W	5-2	*Maryland
4/22	N2	W	4-0	+Wake Forest
4/24	N2	W	9-4	+Maryland
4/25	A	W	5-4	+N.C. State
4/26	N2	W	12-3	+North Carolina
5/3	H	L	2-4	Virginia Tech
5/4	H	W	8-0	Virginia Tech
5/5	A	W	13-3	Georgia Southern
5/6	A	W ⁽¹⁰⁾	10-8	Georgia Southern
5/7	A	L	5-14	Georgia Southern
5/8	A	L	7-13	Tennessee
5/9	A	W	11-3	Tennessee
5/10	A	L	1-6	South Carolina
5/11	A	L	1-4	South Carolina
5/22	H	W	22-4	\$East Tennessee State
5/24	H	W	6-2	\$South Carolina
5/25	H	W	17-12	\$South Carolina
5/31	N3	L	5-13	!Miami (FL)
6/1	N3	L	4-6	!California

* - ACC game; # - perfect, no-hit game; % - Rollins Invitational; + - ACC Tournament; \$ - NCAA Atlantic Regional; ! - College World Series; N1 - Winter Park, FL; N2 - Raleigh, NC; N3 - Omaha, NE

1981 (34-24 Overall; 10-4 ACC, T-1st) ACC Champions

Head Coach: Bill Wilhelm (24th)

Date	St	W-L	Score	Opponent
2/20	A	W	6-0	The Citadel
2/21	A	W	6-3	The Citadel
2/26	A	L	1-8	Florida
2/27	A	L	4-5	Florida
2/28	A	L	8-9	Florida State
3/1	A	L	7-11	Florida State
3/2	A	L	4-7	Valdosta State
3/3	A	W	6-1	Valdosta State
3/5	A	W	19-16	Georgia
3/6	H	W ⁽¹⁰⁾	7-6	Western Carolina
3/7	H	W	16-1	Appalachian State
3/8	H	L	4-10	Appalachian State
3/9	H	W	18-3	Marshall
3/10	H	W	2-0	Samford
3/11	H	W	15-1	Samford
3/12	H	W	7-4	*Duke
3/13	H	W	8-7	*Duke
3/14	A	W	9-5	†Winthrop
3/15	A	W	10-2	Francis Marion
3/16	A	L	8-9	North Carolina-Wilmington
3/17	A	W ⁽¹⁰⁾	3-2	North Carolina-Wilmington
3/18	A	W	14-4	East Carolina
3/19	A	L	1-4	East Carolina
3/20	A	L	6-7	*Wake Forest
3/21	A	L	7-10	*North Carolina
3/23	H	W	4-2	Ohio State

3/24	H	L ⁽¹¹⁾	7-8	Ohio State
3/25	H	W	5-3	Tennessee
3/26	H	L	4-10	Tennessee
3/27	H	L ⁽¹¹⁾	5-6	Georgia Southern
3/28	H	W	6-0	Georgia Southern
3/29	H	L	7-8	Georgia Southern
3/31	H	L	2-3	Georgia
4/1	H	W	6-4	*Georgia Tech
4/2	H	W	6-4	Winthrop
4/3	A	L	2-6	South Carolina
4/4	A	L	7-12	South Carolina
4/5	H	W ⁽¹¹⁾	6-5	*Wake Forest
4/6	A	W	13-1	Erskine
4/7	A	W	10-5	*Georgia Tech
4/8	A	L	20-22	Georgia
4/11	H	W ⁽⁷⁾	6-1	*N.C. State ⁽¹⁾
4/11	H	W ⁽⁷⁾	2-0	*N.C. State ⁽²⁾
4/12	H	W	6-2	*North Carolina
4/13	H	W ⁽¹¹⁾	5-4	South Carolina
4/14	H	L	2-12	South Carolina
4/16	A	L	11-21	*Maryland
4/17	A	L	6-10	*Maryland
4/18	A	W	11-7	*Virginia
4/19	A	W	11-5	*Virginia
4/22	N1	W ⁽¹⁰⁾	7-6	+Georgia Tech
4/23	N1	L	0-1	+Duke
4/24	N1	W ⁽¹⁰⁾	6-5	+Wake Forest
4/25	A	W	7-4	+North Carolina
4/25	N1	W	9-2	+Duke
4/26	A	W	7-5	+North Carolina
5/22	H	L	2-7	\$Wichita State
5/23	H	L	1-2	\$East Tennessee State

* - ACC game; † - Wilhelm's 600th victory; + - ACC Tournament; \$ - NCAA Atlantic Regional; N1 - Chapel Hill, NC

1982 (37-22 Overall; 10-2 ACC, 1st) ACC Champions

Head Coach: Bill Wilhelm (25th)

Date	St	W-L	Score	Opponent
2/24	A	W	7-0	Florida
2/25	A	W	14-5	Florida
2/26	A	W	12-7	Florida
2/27	A	W ⁽⁷⁾	10-5	Valdosta State ⁽¹⁾
2/27	A	W ⁽⁷⁾	1-0	Valdosta State ⁽²⁾
2/28	A	W ⁽⁷⁾	8-3	Valdosta State ⁽¹⁾
2/28	A	W ⁽⁷⁾	3-0	Valdosta State ⁽²⁾
3/2	H	L	3-7	Georgia
3/3	H	W	6-2	Campbell
3/4	H	W	11-1	Campbell
3/5	H	W	5-0	#Western Carolina
3/6	H	W	20-7	The Citadel
3/8	H	W	2-1	East Carolina
3/9	H	W	6-3	East Carolina
3/10	H	W	6-3	North Carolina-Wilmington
3/11	H	W	7-1	Marshall
3/12	H	W	12-5	Marshall
3/14	H	W	13-1	*Wake Forest
3/17	A	W	9-6	*N.C. State
3/18	A	L ⁽¹⁰⁾	4-5	*North Carolina
3/19	A	W	5-3	*Duke
3/22	H	W	14-2	Samford
3/23	H	W	17-4	Samford
3/24	H	L	2-7	Ohio State
3/25	H	W	7-1	Ohio State
3/27	H	W	7-2	Francis Marion
3/28	A	L	6-7	Winthrop
3/29	A	L	3-10	Western Carolina
3/31	H	W	17-4	*Georgia Tech
4/1	H	L	1-8	Florida State
4/2	H	L ⁽⁷⁾	6-7	Florida State
4/3	H	W	10-7	*North Carolina
4/4	H	L	13-16	*N.C. State
4/6	A	L	10-11	Georgia
4/7	A	W	10-2	*Georgia Tech
4/11	H	W	4-1	South Carolina
4/12	H	L	4-5	South Carolina
4/13	H	L	5-8	Georgia
4/15	H	W	15-2	*Maryland
4/16	H	W ⁽¹³⁾	4-3	*Maryland
4/17	H	W	9-1	*Virginia



In Clemson's record-setting 41-9 victory at N.C. State on April 7, 1979, future Major Leaguers Bill Schroeder (left) and Tim Teufel (right) combined for five hits, nine runs scored, and nine RBIs.



All-Time Results

4/18	H	W	18-6	*Virginia
4/21	N1	W	10-9	+Duke
4/22	N1	W	16-2	+Georgia Tech
4/23	N1	L	4-6	+Virginia
4/24	A	L	0-3	+North Carolina
5/4	A	L	7-9	Alabama
5/5	A	L	1-7	Alabama
5/6	A	L	7-8	Alabama
5/8	A	L ⁽¹¹⁾	6-7	Auburn ⁽¹⁾
5/8	A	W	22-10	Auburn ⁽²⁾
5/9	A	L ⁽¹²⁾	0-9	^Auburn
5/10	A	L	3-5	Troy State
5/11	A	W	4-0	Troy State
5/13	A	W	25-5	Georgia Southern
5/14	A	L	6-7	Georgia Southern
5/15	A	W	12-2	Georgia Southern
5/16	A	L	5-11	South Carolina
5/17	A	L	1-4	South Carolina

* - ACC game; # - no-hit game; + - ACC Tournament; ^ - forfeited game (with scored tied 7-7 in the top of the 12th inning); N1 - Chapel Hill, NC

1983 (30-20-1 Overall; 6-5 ACC, 3rd)

Head Coach: Bill Wilhelm (26th)

Date	St	W-L	Score	Opponent
2/19	A	L	1-3	The Citadel
2/20	A	L	2-6	The Citadel
2/24	H	W	11-2	Winthrop
2/26	A	L	2-5	Florida
2/27	A	L	2-4	Florida
3/1	A	L ⁽¹⁴⁾	4-5	Florida State
3/2	A	T ⁽¹⁰⁾	3-3	Florida State
3/4	H	W	8-0	South Carolina
3/5	H	L	2-4	Old Dominion
3/6	H	W	9-2	*Duke
3/7	H	W	4-3	*Duke
3/8	H	L	5-6	Alabama
3/9	H	L	4-7	Alabama
3/10	H	W	8-2	Furman
3/12	A	W	20-8	Francis Marion
3/13	A	W	11-7	Wingate
3/14	A	W	3-0	North Carolina-Wilmington
3/15	A	W	12-5	North Carolina-Wilmington
3/16	A	L	4-9	North Carolina-Wilmington
3/20	A	L ⁽⁷⁾	2-5	*Maryland ⁽¹⁾
3/20	A	W ⁽⁷⁾	8-3	*Maryland ⁽²⁾
3/22	A	W	11-2	Furman
3/23	H	W	10-1	Ohio State
3/25	H	W ⁽⁷⁾	4-3	Georgia Southern ⁽¹⁾
3/25	H	W ⁽⁷⁾	1-0	Georgia Southern ⁽²⁾
3/26	H	W	8-4	*Wake Forest
3/26	H	W ⁽⁶⁾	5-4	Georgia Southern
3/29	H	W	4-2	East Tennessee State
3/30	H	W	2-0	East Tennessee State
3/31	H	W	4-2	East Tennessee State
4/3	A	L	4-6	*N.C. State
4/5	H	W ⁽⁸⁾	8-3	Western Carolina
4/6	A	W	13-7	Georgia
4/7	A	L ⁽¹⁰⁾	6-7	*Georgia Tech

4/10	H	L	4-8	*N.C. State
4/11	A	W	16-0	Erskine
4/12	A	L	5-11	Georgia
4/14	A	W	8-1	*Virginia
4/16	A	L	2-7	*Wake Forest
4/17	H	W	19-6	*Georgia Tech
4/20	N1	W	12-5	+Virginia
4/21	N1	W	8-1	+N.C. State
4/22	A	L	5-6	+North Carolina
4/24	N1	W	14-7	+Duke
4/24	A	W	5-2	+North Carolina
4/25	A	L	1-10	+North Carolina
4/26	H	L ⁽⁹⁾	3-8	South Carolina
4/27	H	W	6-3	Georgia
4/29	A	L	7-13	Western Carolina
4/30	A	W	8-1	South Carolina
5/1	A	L	3-4	South Carolina

* - ACC game; + - ACC Tournament; N1 - Chapel Hill, NC

1984 (38-17 Overall; 12-2 ACC, T-1st)

Head Coach: Bill Wilhelm (27th)

Date	St	W-L	Score	Opponent
2/24	A	L	11-17	Georgia Southern
2/25	A	W	10-3	Georgia Southern
2/26	A	W	10-5	Georgia Southern
2/28	H	L ⁽⁷⁾	2-5	Ball State ⁽¹⁾
2/28	H	L ⁽⁷⁾	4-5	Ball State ⁽²⁾
2/29	H	W	9-1	Ball State
3/1	H	L	3-6	Old Dominion
3/2	H	W	6-3	Old Dominion
3/3	A	W	11-4	*Duke
3/4	A	W	7-1	*Duke
3/6	H	L ⁽⁷⁾	4-7	The Citadel ⁽¹⁾
3/6	H	W ⁽⁷⁾	6-0	#The Citadel ⁽²⁾
3/7	H	W	2-1	North Carolina-Wilmington
3/8	H	L	5-8	North Carolina-Wilmington
3/9	H	W	5-4	*Maryland
3/10	H	W	5-2	*Maryland
3/11	H	L	6-9	Georgia
3/12	H	W	8-1	†Marshall
3/14	H	W ⁽⁷⁾	7-3	Marshall ⁽¹⁾
3/14	H	W ⁽⁷⁾	6-0	Marshall ⁽²⁾
3/15	H	W	6-2	*Virginia
3/16	H	W	7-2	*Virginia
3/17	H	L	3-7	Virginia Tech
3/18	H	W	6-2	Virginia Tech
3/19	H	W	8-0	Virginia Tech
3/21	A	L	4-8	Alabama
3/22	A	W ⁽⁷⁾	4-1	Alabama ⁽¹⁾
3/22	A	L ⁽⁷⁾	1-3	Alabama ⁽²⁾
3/23	A	W	11-4	Mississippi
3/24	A	W	4-2	Mississippi
3/25	A	W ⁽¹¹⁾	3-1	Mississippi
3/28	H	W	5-1	*Georgia Tech
3/29	H	W	13-0	Florida State
3/30	H	W	13-3	Florida State
3/31	H	L	2-5	*N.C. State
4/1	H	L	1-3	*North Carolina
4/5	H	W	5-3	Western Carolina

4/6	A	W	13-1	*Wake Forest
4/7	A	W	15-7	*N.C. State
4/8	A	W	5-1	*North Carolina
4/10	H	L	7-9	Furman
4/11	A	W	7-2	*Georgia Tech
4/12	A	L	2-9	Western Carolina
4/13	A	W	10-1	South Carolina-Aiken
4/14	H	W	9-3	*Wake Forest
4/15	A	W	6-0	Winthrop
4/16	H	W	19-0	Augusta
4/18	N1	L	5-8	+Duke
4/19	N1	W	7-6	+Virginia
4/20	N1	W	12-1	+Maryland
4/21	N1	L	6-7	+North Carolina
4/24	A	L	11-14	Georgia
4/25	H	W	5-2	Georgia
4/26	H	W	11-1	Erskine
4/28	A	W	11-5	Vanderbilt

* - ACC game; # - no-hit game; † - Wilhelm's 700th victory; + - ACC Tournament; N1 - Durham, NC

1985 (36-30-1 Overall; 9-4 ACC, T-1st)

Head Coach: Bill Wilhelm (28th)

Date	St	W-L	Score	Opponent
2/16	A	L ⁽¹⁰⁾	9-10	The Citadel
2/17	A	W	12-5	The Citadel
2/23	A	W ⁽⁸⁾	5-3	Valdosta State ⁽¹⁾
2/23	A	L ⁽⁷⁾	3-10	Valdosta State ⁽²⁾
2/25	A	W ⁽⁷⁾	9-0	Valdosta State ⁽¹⁾
2/25	A	W ⁽⁷⁾	6-5	Valdosta State ⁽²⁾
2/28	H	L	3-4	Charlotte
3/2	A	L ⁽⁷⁾	2-11	North Carolina-Wilmington ⁽¹⁾
3/2	A	W ⁽⁷⁾	9-4	North Carolina-Wilmington ⁽²⁾
3/3	A	L	5-8	North Carolina-Wilmington
3/5	H	W	5-0	*Duke
3/6	H	W	11-2	*Duke
3/7	H	L	4-6	Old Dominion
3/8	H	W	8-2	Old Dominion
3/9	A	W ⁽¹⁰⁾	4-3	Charlotte
3/10	A	W	11-4	Francis Marion
3/11	A	L	7-8	Campbell
3/12	A	L	6-10	East Tennessee State
3/13	A	W	15-4	East Tennessee State
3/15	A	T ⁽⁸⁾	4-4	Virginia Tech
3/16	A	L	7-14	Virginia Tech
3/17	A	L	6-20	Virginia Tech
3/18	H	W	3-1	Georgia Southern
3/19	H	W	11-4	Georgia Southern
3/20	H	W	4-3	Kentucky
3/22	H	L	3-7	Kentucky
3/23	A	W	10-9	*Wake Forest
3/24	A	W	7-4	*Wake Forest
3/25	A	W	19-10	Furman
3/26	A	L	11-14	Georgia
3/28	A	L	1-19	*Virginia
3/30	A	W ⁽⁷⁾	7-1	*Maryland ⁽¹⁾
3/30	A	W ⁽⁷⁾	6-0	*Maryland ⁽²⁾
4/1	H	W	16-8	Alabama
4/2	H	W ⁽⁸⁾	5-4	Alabama ⁽¹⁾
4/2	H	L ⁽⁷⁾	5-9	Alabama ⁽²⁾
4/3	H	W	4-2	*Georgia Tech
4/5	H	W	3-2	†North Carolina
4/6	H	W	7-1	*N.C. State
4/7	H	W	13-5	Winthrop
4/9	H	W	3-2	Appalachian State
4/10	A	L	8-9	*Georgia Tech
4/12	A	W	17-0	Davidson
4/13	A	L	3-10	*North Carolina
4/14	A	L	4-9	*N.C. State
4/17	N1	W	17-12	+Maryland
4/18	N1	W	3-2	+North Carolina
4/19	A	L	9-12	+Georgia Tech
4/20	N1	W	10-8	+Virginia
4/20	A	L	5-7	+Georgia Tech
4/23	A	W	9-2	Western Carolina
4/24	A	L	4-11	Georgia
4/25	A	W	6-5	Erskine
4/26	A	L	2-14	South Carolina
4/27	A	L	6-11	South Carolina

4/28	A	L	5-6	South Carolina
4/29	H	W	16-5	South Carolina-Aiken
4/30	H	L	3-4	Georgia
5/10	H	L	2-5	Florida International
5/11	H	W	4-3	Florida International
5/13	H	W	13-1	^Furman
5/14	H	L	6-12	South Carolina
5/15	H	L	6-8	South Carolina
5/16	H	L	3-8	South Carolina
5/17	N2	L	4-10	New Orleans
5/18	N2	W	12-3	New Orleans
5/19	N2	L ⁽⁸⁾	3-8	New Orleans

* - ACC game; † - Wilhelm's 750th victory; + - ACC Tournament; ^ - first night game ever played at Clemson; N1 - Atlanta, GA; N2 - Greenville, SC

1986 (42-21 Overall; 9-4 ACC, 3rd)

Head Coach: Bill Wilhelm (29th)

Date	St	W-L	Score	Opponent
2/15	A	W	12-5	Coastal Carolina
2/16	A	L	3-9	Coastal Carolina
2/21	A	L	3-9	Georgia Southern
2/22	A	W	12-9	Georgia Southern
2/23	A	W ⁽¹⁰⁾	12-10	Georgia Southern
2/28	H	W	12-2	Vanderbilt
3/1	H	L	3-6	Vanderbilt
3/2	H	L	6-11	Appalachian State
3/3	H	W	13-5	The Citadel
3/4	H	W	16-5	The Citadel
3/5	H	W	5-4	Old Dominion
3/7	H	W	18-8	Francis Marion
3/8	H	L	5-7	Campbell
3/9	H	W	9-4	Winthrop
3/11	H	L	1-2	Old Dominion
3/12	H	W	15-4	*Virginia
3/15	A	W ⁽¹²⁾	8-7	New Orleans
3/16	A	L	8-11	New Orleans
3/17	A	L	7-8	New Orleans
3/18	A	W	11-7	South Alabama
3/19	A	W	10-7	South Alabama
3/21	A	L	1-5	Auburn
3/22	A	L ⁽⁷⁾	2-5	Auburn ⁽¹⁾
3/22	A	L ⁽⁷⁾	8-9	Auburn ⁽²⁾
3/23	A	W	14-11	Auburn
3/25	H	W	9-2	Illinois
3/26	H	W	6-5	Illinois
3/27	H	W	23-8	*Maryland
3/28	H	W	9-2	*Maryland
3/29	H	W	7-1	*Wake Forest
3/30	H	W	22-2	*Wake Forest
4/1	A	W	9-7	Furman
4/2	H	W	5-4	Georgia
4/4	A	W	8-0	Western Carolina
4/5	A	W	6-1	*Duke
4/6	A	W	15-1	*Duke
4/9	A	L	6-13	Georgia
4/10	H	W	18-2	Georgia
4/12	A	L	8-12	*N.C. State
4/13	A	L	8-9	*North Carolina
4/15	H	W	14-1	East Tennessee State
4/16	H	W	6-3	Furman
4/17	H	W	13-7	Western Carolina
4/18	H	W	14-7	Davidson
4/19	H	W	6-2	*North Carolina
4/20	H	L	2-6	*N.C. State
4/22	A	W	6-3	*Georgia Tech
4/24	H	W	9-7	Charlotte
4/25	H	W	16-5	South Carolina
4/26	H	W	9-5	South Carolina
4/27	H	L ⁽¹²⁾	4-9	South Carolina
5/3	A	W	14-11	South Carolina
5/4	A	L	0-5	South Carolina
5/5	A	W	7-6	†South Carolina
5/6	A	W	14-7	Augusta
5/7	H	L	0-7	*Georgia Tech
5/9	N1	L	5-6	Miami (FL)
5/10	N1	W	7-4	Miami (FL)
5/11	N1	W	9-5	Miami (FL)
5/14	N2	W ⁽¹⁴⁾	6-5	+Wake Forest



The 1984 team, led by 27th-year Head Coach Bill Wilhelm, was 38-17 overall and tied for the ACC regular-season title with a 12-2 record.

All-Time Results

5/15 N2 L 5-16 +Georgia Tech
5/16 N2 W⁽¹⁰⁾ 7-2 +Maryland
5/17 N2 L 4-6 +N.C. State
* - ACC game; † - Wilhelm's 800th victory; + - ACC Tournament; N1 - Greenville, SC; N2 - Durham, NC

1987 (54-14-1 Overall; 16-5 ACC, 2nd)

Ranked #10 by Baseball America

Ranked #10 by Collegiate Baseball

Head Coach: Bill Wilhelm (30th)

Date	St	W-L	Score	Opponent
2/23	A	W ⁽⁷⁾	9-3	The Citadel ⁽¹⁾
2/23	A	W ⁽⁷⁾	12-0	The Citadel ⁽²⁾
2/25	H	W	8-1	Western Carolina
3/1	H	W ⁽⁸⁾	7-6	Appalachian State ⁽¹⁾
3/1	H	W ⁽⁷⁾	1-0	Appalachian State ⁽²⁾
3/2	H	W ⁽⁷⁾	8-7	North Carolina-Wilmington ⁽¹⁾
3/2	H	W ⁽⁷⁾	4-0	North Carolina-Wilmington ⁽²⁾
3/3	H	W	9-8	Old Dominion
3/4	H	W	4-1	Old Dominion
3/5	H	L	3-10	Georgia Southern
3/6	H	W	8-2	Georgia Southern
3/7	H	W	14-5	Georgia Southern
3/10	H	W ⁽⁷⁾	12-11	Marshall ⁽¹⁾
3/10	H	W ⁽⁷⁾	19-1	Marshall ⁽²⁾
3/11	H	W	20-1	Marshall
3/13	H	W	6-4	*Virginia
3/14	H	W	9-2	*Virginia
3/17	A	W	7-5	Florida International
3/18	A	L	1-6	Florida International
3/20	A	W	8-2	Miami (FL)
3/21	A	W	11-9	Miami (FL)
3/22	A	T	10-10	Miami (FL)
3/23	H	W	14-5	*Maryland
3/25	H	W	18-5	Auburn ⁽¹⁾
3/25	H	L ⁽⁷⁾	4-5	Auburn ⁽²⁾
3/26	H	W	3-2	Auburn
3/28	H	W	12-2	Valdosta State
3/29	H	W	12-6	Valdosta State
3/31	A	W ⁽⁷⁾	25-1	Charlotte
4/1	H	W	3-2	Georgia
4/2	A	L	7-11	Georgia
4/4	H	L ⁽⁷⁾	6-7	*N.C. State ⁽¹⁾
4/4	H	W ⁽⁷⁾	15-5	*N.C. State ⁽²⁾
4/5	H	W	11-5	*North Carolina
4/6	H	W	4-1	Furman
4/7	H	L	5-6	^Greenville Braves
4/8	A	L	2-4	*Georgia Tech
4/10	A	W	12-6	*Wake Forest
4/11	A	W	13-11	*Wake Forest
4/12	A	W	6-3	*Duke
4/13	A	W	11-4	*Virginia
4/15	H	L	6-7	*Georgia Tech
4/16	H	W	13-3	*Wake Forest
4/18	H	W	12-4	*Duke
4/19	H	W	6-3	*Duke
4/20	H	W	5-3	South Carolina
4/21	H	W	7-3	South Carolina
4/22	A	L	2-12	*Georgia Tech
4/25	A	L	3-4	*North Carolina
4/25	N1	W	9-8	*N.C. State
4/26	A	W	14-8	*North Carolina
5/2	A	W	5-3	South Carolina
5/3	A	W	8-7	South Carolina
5/5	A	W	8-1	*Maryland
5/6	A	W	9-7	*Maryland
5/7	A	W ⁽⁸⁾	10-8	†Duke ⁽¹⁾
5/7	A	W ⁽⁷⁾	14-5	°Duke ⁽²⁾
5/8	H	L	6-7	South Alabama
5/9	H	W	1-0	South Alabama
5/10	H	W	11-1	South Alabama
5/13	N2	W	11-4	+Wake Forest
5/14	N2	W	9-4	+North Carolina
5/15	N2	W	8-0	+N.C. State
5/16	N2	L	1-7	+Georgia Tech
5/16	N2	L	7-11	+N.C. State
5/21	N3	W	8-0	+West Virginia
5/22	N3	W	6-3	\$Seton Hall
5/23	N3	L	5-6	\$Arkansas

5/23 N3 W 6-3 \$Auburn
5/24 N3 L 2-4 \$Arkansas
* - ACC game; + - ACC Tournament; \$ - NCAA South Regional; ^ - exhibition game, not counted in record; † - Wilhelm's 850th victory; ° - not counted in ACC standings; N1 - Chapel Hill, NC; N2 - Greenville, SC; N3 - Huntsville, AL

1988 (54-14 Overall; 18-2 ACC, 1st)

Ranked #15 by Baseball America

Ranked #21 by Collegiate Baseball

Head Coach: Bill Wilhelm (31st)

Date	St	W-L	Score	Opponent
2/20	A	W	8-1	Auburn
2/21	A	L	2-5	Auburn
2/24	H	W	23-6	Charlotte
2/25	H	W	13-12	Charlotte
2/27	A	W	12-1	North Carolina-Wilmington
2/28	A	W	13-2	North Carolina-Wilmington
3/1	H	W	8-4	Western Carolina
3/2	H	W	15-3	Furman
3/3	H	W	11-4	East Tennessee State
3/5	A	W	9-4	Charlotte
3/6	H	W	7-1	Appalachian State
3/7	H	W	15-2	Old Dominion
3/8	H	W	7-1	Old Dominion
3/9	H	W	10-2	Old Dominion
3/10	H	W	7-5	Liberty
3/12	H	W	9-6	*Virginia
3/14	N1	W	10-7	Long Beach State
3/15	N1	L	2-9	Brigham Young
3/16	N1	L	5-6	Washington State
3/17	A	L	10-13	Fresno State
3/18	N1	W	5-3	George Washington
3/19	N1	W ⁽⁷⁾	9-3	Oregon State
3/21	H	W ⁽⁷⁾	6-0	*Maryland ⁽¹⁾
3/21	H	W ⁽⁷⁾	5-4	*Maryland ⁽²⁾
3/22	A	L	7-8	Georgia
3/23	A	W	12-7	Furman
3/24	H	W	11-4	Ohio State
3/26	H	L ⁽⁷⁾	1-7	Ohio State ⁽¹⁾
3/26	H	W ⁽⁷⁾	4-3	Ohio State ⁽²⁾
3/27	H	W	8-4	Coastal Carolina
3/28	H	W	7-3	Coastal Carolina
4/1	H	W	5-2	*North Carolina
4/2	H	W	8-5	*North Carolina
4/3	H	W	9-8	*N.C. State
4/4	H	W	20-11	Western Carolina
4/5	H	W	11-10	^Greenville Braves
4/6	H	W	7-3	*Georgia Tech
4/9	A	W ⁽⁷⁾	10-3	*Duke ⁽¹⁾
4/9	A	W ⁽⁷⁾	10-3	*Duke ⁽²⁾
4/10	A	W	8-7	*Wake Forest
4/13	A	W	4-2	*Georgia Tech
4/14	A	W	12-4	Western Carolina
4/15	H	W	11-3	*Duke
4/16	H	W	11-7	*Wake Forest
4/17	H	W	8-5	*Wake Forest
4/19	H	W	18-8	Tennessee
4/20	H	W	6-1	Tennessee
4/21	H	W	7-4	†*Georgia Tech
4/22	H	W	7-6	South Carolina
4/23	H	L	7-11	South Carolina
4/24	H	W	8-5	South Carolina
4/30	A	W	5-2	South Carolina
5/1	A	L	6-7	South Carolina
5/2	A	W	8-3	*Virginia
5/3	A	W	6-0	*Virginia
5/6	A	L	3-6	*N.C. State
5/7	A	L	8-9	*N.C. State
5/8	A	W	8-6	*North Carolina
5/11	N2	W	9-1	+Duke
5/12	N2	L	0-1	+North Carolina
5/13	N2	W	9-0	+Maryland
5/14	N2	W	5-4	+North Carolina ⁽¹⁾
5/14	N2	L	6-7	+North Carolina ⁽²⁾
5/22	N3	W	16-1	Saint John's
5/23	N3	W	6-5	Saint John's
5/26	N4	W ⁽¹⁹⁾	3-2	\$Fordham



Brian Barnes won his 16th game of the season in Clemson's 6-2 win over Stetson in the Atlantic Regional on May 25, 1989.

5/29 N4 L 1-6 \$Rutgers
5/29 N4 W 11-1 \$Saint John's
5/30 N4 L 7-8 \$Kentucky
* - ACC game; ^ - exhibition game, not counted in standings; † - Wilhelm's 900th victory; + - ACC Tournament; \$ - NCAA Northeast Regional; N1 - Fresno, CA; N2 - Greenville, SC; N3 - Orlando, FL; N4 - New Britain, CT

1989 (50-20 Overall; 13-5 ACC, 2nd)

ACC Champions

Ranked #14 by Baseball America

Ranked #14 by Collegiate Baseball

Head Coach: Bill Wilhelm (32nd)

Date	St	W-L	Score	Opponent
2/18	A	W	22-5	Coastal Carolina
2/19	A	W	6-5	Coastal Carolina
2/25	H	W	4-2	Auburn
2/26	H	L	6-7	Auburn
2/28	H	W	9-8	Western Carolina
3/2	H	W	13-4	East Tennessee State
3/4	H	W	15-2	North Carolina-Wilmington
3/5	H	W	9-4	North Carolina-Wilmington
3/6	H	L ⁽¹⁰⁾	1-3	Old Dominion
3/7	H	W	6-3	Old Dominion
3/8	H	W ⁽¹⁵⁾	3-2	Old Dominion
3/10	H	W ⁽¹⁰⁾	5-4	Appalachian State
3/11	H	W	10-4	*Virginia
3/12	H	W	8-2	*Virginia
3/14	H	W	7-6	Western Carolina
3/15	H	W	3-0	Furman
3/18	H	W	16-3	*Maryland
3/19	A	W	11-0	*Wake Forest
3/20	A	W	6-2	^*Wake Forest
3/24	A	W	6-4	*N.C. State
3/25	A	W	4-3	*North Carolina
3/26	A	L	0-3	*North Carolina
3/28	H	W	7-5	Seton Hall
3/29	H	W	8-5	Seton Hall
3/30	H	W	17-7	Seton Hall
3/31	H	W	7-1	South Carolina
4/1	H	W	12-6	South Carolina
4/2	H	W	9-6	South Carolina
4/3	H	W	15-4	Davidson
4/5	A	W	7-5	Tennessee
4/6	A	W	14-2	Western Carolina
4/9	H	W	6-3	*Wake Forest
4/10	H	W	12-4	Western Carolina
4/11	A	W	4-0	Furman
4/12	A	W	7-5	*Georgia Tech
4/14	A	W	8-0	*Virginia

4/16 A L⁽¹²⁾ 4-5 *Maryland⁽¹⁾
4/16 A L⁽⁵⁾ 3-4 *Maryland⁽²⁾
4/18 A L 5-6 Georgia
4/19 H W 16-5 *Georgia Tech
4/20 A W 5-3 South Carolina
4/21 A L 3-8 South Carolina
4/22 A L 1-7 South Carolina
4/23 H L 3-4 *North Carolina
4/25 H W⁽¹²⁾ 3-2 Georgia
4/26 A L 4-11 *Georgia Tech
4/28 H L 5-11 Miami (FL)
4/29 H L 2-10 Miami (FL)
4/30 H W 5-4 †Miami (FL)
5/6 H W 11-3 *N.C. State
5/7 H W 13-6 *N.C. State
5/8 A L 1-4 Georgia Southern
5/9 N1 W 4-1 Armstrong State
5/9 A L⁽⁵⁾ 7-9 Georgia Southern
5/10 N1 L 3-5 Armstrong State
5/10 A L 1-2 Georgia Southern
5/13 N2 W 8-0 +Maryland
5/14 N2 W 9-3 +Georgia Tech
5/15 N2 W 5-4 +North Carolina
5/16 N2 W 9-2 +N.C. State
5/16 N2 W 12-4 +North Carolina
5/19 N3 L⁽¹⁰⁾ 6-8 %Arizona
5/20 N3 L 0-2 %Miami (FL)
5/21 N3 W 7-1 %New Orleans
5/22 A W 7-0 %North Carolina
5/25 N4 W 6-2 \$Stetson
5/26 N4 L 7-14 \$Auburn
5/27 N4 W 13-5 \$Stetson
5/27 N4 W 11-1 \$Auburn
5/28 A L 1-8 \$Florida State
* - ACC game; ^ - game suspended at Winston-Salem, NC on Mar. 20 due to inclement weather (completed at Clemson Apr. 9); % - Carolina Invitational; † - Wilhelm's 950th victory; + - ACC Tournament; \$ - NCAA Atlantic Regional; N1 - Statesboro, GA; N2 - Greenville, SC; N3 - Chapel Hill, NC; N4 - Tallahassee, FL

1990 (43-23 Overall; 14-6 ACC, 2nd)

Head Coach: Bill Wilhelm (33rd)

Date	St	W-L	Score	Opponent
2/17	A	W	13-8	North Carolina-Wilmington
2/18	A	W	18-2	North Carolina-Wilmington
2/24	A	W	6-3	Auburn
2/25	A	W	6-0	Auburn
2/28	H	W	14-2	Western Carolina
3/4	A	W	12-9	*Duke ⁽¹⁾
3/4	A	L	3-4	*Duke ⁽²⁾
3/6	H	W	5-3	Old Dominion
3/7	H	W	6-5	Old Dominion
3/8	H	W	8-1	Old Dominion
3/9	H	W	10-4	*Wake Forest
3/10	H	L	1-3	*Wake Forest
3/11	H	W	11-8	*Wake Forest
3/12	H	W	13-0	Marshall
3/13	H	W	7-3	Marshall
3/14	H	W	16-2	Marshall
3/17	H	W ⁽⁷⁾	10-1	*Maryland ⁽¹⁾
3/17	H	W ⁽⁷⁾	7-1	*Maryland ⁽²⁾
3/18	H	W	8-1	*Maryland
3/19	H	W	12-6	Ohio
3/20	H	W	6-4	Ohio
3/22	A	L	2-9	Miami (FL)
3/23	A	L	5-11	Miami (FL)
3/24	A	L	1-2	Miami (FL)
3/27	H	L ⁽⁷⁾	2-11	Coastal Carolina ⁽¹⁾
3/27	H	W ⁽⁷⁾	1-0	Coastal Carolina ⁽²⁾
3/28	A	L	8-9	Georgia
3/31	N1	W	6-0	South Carolina
4/1	H	W ⁽¹¹⁾	6-5	South Carolina
4/2	H	W	9-0	South Carolina
4/3	H	W	11-4	East Tennessee State
4/4	A	W	10-2	Furman
4/6	A	L	8-10	*North Carolina
4/7	A	L	3-9	*North Carolina

2005 CLEMSON BASEBALL



All-Time Results

4/8	A	L	10-11	*North Carolina
4/10	H	W ⁽⁷⁾	2-1	Appalachian State
4/11	H	W	17-6	Furman
4/12	A	L	2-21	South Carolina
4/13	H	W	6-3	*N.C. State
4/14	H	W	20-4	*N.C. State
4/15	H	W	6-5	*N.C. State
4/17	H	W	13-0	Georgia Southern
4/18	H	L	6-9	Georgia Southern
4/20	A	W	12-6	*Virginia
4/21	A	W	19-3	*Virginia
4/22	A	W	8-0	*Virginia
4/24	H	L	5-7	Tennessee
4/25	H	W	14-2	Tennessee
4/27	A	W	14-12	*Georgia Tech
4/28	H	L	3-8	*Georgia Tech
4/29	A	W	17-10†	*Georgia Tech
5/6	A	L	4-5	South Carolina ⁽¹⁾
5/6	A	L ⁽⁷⁾	3-7	South Carolina ⁽²⁾
5/8	A	W	15-3	Tennessee
5/10	H	W	8-4	Campbell
5/12	N1	W	13-3	+Duke
5/13	N1	W	7-3	+Virginia
5/14	N1	L	1-3	+North Carolina
5/15	N1	L	5-6	+N.C. State
5/18	N2	L	0-1	% Southern California
5/19	N2	L	2-5	% Fresno State
5/20	N2	W	9-1	% Arizona
5/21	A	L	2-11	The Citadel
5/25	N3	L	6-9	\$Creighton
5/26	N3	W	8-5	\$Texas-Arlington
5/27	N3	L	3-4	\$Creighton

* - ACC game; † - Wilhelm's 1,000th victory;
+ - ACC Tournament; % - Carolina Invitational;
\$ - NCAA Central Regional; N1 - Greenville, SC; N2 - Chapel Hill, NC; N3 - Austin, TX

1991 (60-10 Overall; 18-3 ACC, 1st)

ACC Champions

College World Series Participant

Ranked #4 by Baseball America

Ranked #8 by Collegiate Baseball

Head Coach: Bill Wilhelm (34th)

Date	St	W-L	Score	Opponent
2/16	A	W	10-4	Georgia Southern
2/17	A	W	16-3	Georgia Southern
2/23	H	W	6-4	Auburn
2/24	H	W	7-3	Auburn
2/25	H	W	13-0	East Tennessee State
2/28	N1	W	6-0	% Oklahoma State
3/2	N1	L	8-13	% Louisiana-Lafayette
3/2	A	W	14-3	% Nevada-Las Vegas
3/3	N1	W	17-5	% Louisiana-Lafayette
3/7	H	W	9-0	Augusta
3/9	A	L ⁽⁷⁾	10-11	*Wake Forest ⁽¹⁾
3/9	A	W ⁽⁷⁾	13-7	*Wake Forest ⁽²⁾
3/10	A	W	11-5	*Wake Forest
3/15	H	W	5-2	*Virginia
3/16	H	W	15-1	*Virginia
3/17	H	W	12-8	*Virginia
3/19	A	W	23-7	Coastal Carolina
3/20	A	W	10-3	Coastal Carolina
3/21	A	W	11-7	Coastal Carolina
3/22	A	L	4-12	South Carolina
3/23	A	L	10-11	South Carolina
3/24	A	W	5-3	South Carolina
3/26	H	W	10-0	The Citadel
3/27	H	W	12-3	The Citadel
3/28	H	W ⁽⁷⁾	7-5	South Carolina
3/30	H	W	12-1	Columbus ⁽¹⁾
3/30	H	W	2-1	Columbus ⁽²⁾
3/31	A	L	7-9	Western Carolina
4/2	H	W	16-6	Furman
4/3	H	W	13-3	Western Carolina
4/4	H	W	10-1	South Carolina
4/5	H	W	15-6	*North Carolina
4/6	H	W ⁽¹²⁾	6-5	*North Carolina
4/7	H	W	6-2	*North Carolina
4/8	H	W ⁽⁵⁾	5-0	Winthrop

4/9	H	W	4-3	Georgia
4/10	A	W	9-1	Georgia
4/12	A	W	14-3	*N.C. State
4/13	A	L	7-8	*N.C. State
4/14	A	W	16-6	*N.C. State
4/16	H	W	10-5	Appalachian State
4/17	H	W	13-0	Appalachian State
4/19	A	W	11-4	*Maryland
4/20	A	W	7-2	*Maryland
4/21	A	W	17-2	*Maryland
4/23	A	W	8-3	Furman
4/24	H	W	11-8	Georgia
4/25	H	W	7-6	South Carolina
4/26	H	W ⁽¹⁰⁾	9-8	*Georgia Tech
4/27	A	W	8-0†	*Georgia Tech
4/28	H	L	6-11	*Georgia Tech
5/5	H	W	17-4	*Duke
5/6	H	W ⁽⁷⁾	3-2	*Duke
5/7	H	W	6-4	*Duke
5/8	A	L	1-11	Tennessee
5/9	A	W	6-3	Tennessee
5/11	N2	W	13-1	+Maryland
5/12	N2	W	7-2	+Wake Forest
5/13	N2	W	6-5	+Georgia Tech
5/14	N2	W ⁽¹¹⁾	7-4	+Virginia
5/14	N2	W	24-8	+Georgia Tech
5/17	H	W	7-2	Furman
5/18	H	W ⁽⁸⁾	8-0	Furman
5/19	H	W	21-1	Furman
5/23	N3	W	13-5	\$Princeton
5/24	N3	W	8-3	\$Villanova
5/25	N3	W	10-9	\$Mississippi State
5/26	A	W	13-5	\$Maine
6/1	N4	L	4-8	!Creighton
6/3	N4	L	11-12	!Long Beach State

* - ACC game; % - UNLV Desert Classic; † - Wilhelm's 1,050th victory; + - ACC Tournament; \$ - NCAA Northeast Regional; ! - College World Series; N1 - Las Vegas, NV; N2 - Greenville, SC; N3 - Orono, ME; N4 - Omaha, NE

1992 (50-14 Overall; 19-5 ACC, 1st)

Ranked #7 by Baseball America

Ranked #10 by Collegiate Baseball

Head Coach: Bill Wilhelm (35th)

Date	St	W-L	Score	Opponent
2/16	H	W	7-0	Eastern Kentucky ⁽¹⁾
2/16	H	W	22-0	Eastern Kentucky ⁽²⁾
2/19	H	W	6-0	Western Carolina
2/21	H	W	15-1	Tampa
2/22	H	W	16-5	Tampa ⁽¹⁾
2/22	H	W	3-0	Tampa ⁽²⁾
2/29	A	W	4-3	Auburn
3/1	A	W	9-3	Auburn
3/3	H	W	1-0	Winthrop
3/5	H	W	20-2	Furman
3/7	H	W ⁽⁷⁾	7-2	*Wake Forest ⁽¹⁾
3/7	H	W ⁽⁸⁾	2-1	*Wake Forest ⁽²⁾
3/8	H	W	7-5	*Wake Forest
3/9	H	W	2-1	Coastal Carolina
3/10	H	W	12-2	Coastal Carolina
3/13	H	W	15-3	*Maryland
3/14	H	W	10-1	*Maryland
3/15	H	L	9-10	*Maryland
3/17	A	W	15-7	*Duke
3/18	A	W	9-1	*Duke
3/19	A	L	1-2	*Duke
3/20	A	W	8-6	*Virginia
3/21	A	W	5-3	*Virginia
3/22	A	W	8-2	*Virginia
3/23	H	L	3-7	Ohio
3/24	H	W	10-2	Ohio
3/26	A	L	6-8	South Carolina
3/27	H	W	10-4	*Florida State
3/28	H	W	12-0	*Florida State
3/29	H	W	14-0	*Florida State
3/31	A	W	8-4	Georgia
4/1	H	L	2-3	Georgia
4/2	N1	W ⁽¹¹⁾	12-11	Winthrop



Clemson celebrated the ACC Tournament title after Jeff Morris' dramatic grand slam in the Tigers' 11-7 victory over N.C. State on May 19, 1993.

4/3	A	W	10-4	*North Carolina
4/4	A	W	7-1	*North Carolina
4/5	A	W	12-5	*North Carolina
4/7	H	W ⁽⁷⁾	10-5	Georgia Southern ⁽¹⁾
4/7	H	W ⁽⁷⁾	7-2	Georgia Southern ⁽²⁾
4/8	H	W	5-3	†South Carolina
4/10	H	W	6-2	*N.C. State
4/11	H	L	3-6	*N.C. State
4/12	H	W	3-2	*N.C. State
4/14	A	L	3-4	Tennessee
4/15	A	W	8-2	Tennessee
4/19	H	W	5-3	Appalachian State
4/20	H	W	7-5	Appalachian State
4/21	H	W	10-9	South Carolina
4/22	A	W	9-1	Georgia
4/24	A	L	2-6	*Georgia Tech
4/25	A	L ⁽¹⁰⁾	6-7	*Georgia Tech
4/26	A	W	5-4	*Georgia Tech
5/2	A	W	8-1	North Carolina-Wilmington
5/3	A	L	1-5	North Carolina-Wilmington
5/4	A	W	10-2	Georgia Southern
5/5	A	W	7-1	Georgia Southern
5/9	N2	W ⁽¹⁰⁾	3-2	+Virginia
5/11	N2	W	5-2	+Florida State
5/12	N2	L	1-11	+N.C. State
5/12	N2	W	5-4	+Georgia Tech
5/13	N2	W	11-0	+Florida State
5/13	N2	L	3-7	+N.C. State
5/21	N3	W	8-4	\$Yale
5/22	N3	L	5-6	\$California-Los Angeles
5/23	N3	L	6-7	\$Oklahoma

* - ACC game; † - Wilhelm's 1,100th victory;
+ - ACC Tournament; \$ - NCAA MidEast Regional; N1 - Fort Mill, SC; N2 - Greenville, SC; N3 - Starkville, MS

1993 (45-20 Overall; 11-11 ACC, 5th)

ACC Champions

Ranked #17 by Baseball America

Ranked #17 by Collegiate Baseball

Head Coach: Bill Wilhelm (36th)

Date	St	W-L	Score	Opponent
2/20	H	W	9-6	Auburn
2/23	H	W	13-2	Appalachian State
2/24	H	W	11-6	Winthrop
2/27	H	L	6-7	*Duke
2/28	H	W	16-7	*Duke
3/1	H	L	4-13	*Duke
3/2	H	W	7-5	North Carolina-Wilmington ⁽¹⁾
3/2	H	W	9-2	North Carolina-Wilmington ⁽²⁾
3/6	A	L ⁽⁷⁾	1-3	*Wake Forest ⁽¹⁾
3/6	A	W ⁽⁷⁾	4-1	*Wake Forest ⁽²⁾
3/7	A	W	8-5	*Wake Forest

3/9	H	W ⁽¹¹⁾	6-5	Coastal Carolina
3/10	H	W	8-3	Coastal Carolina
3/12	H	W	15-1	*Virginia
3/15	N1	L	0-5	% Nebraska
3/16	N1	L	6-10	% Saint John's
3/17	N1	W	8-7	% Southwest Missouri State
3/18	N1	W	5-0	% Texas Tech
3/19	N1	L	0-3	% Kansas State
3/20	N1	W ⁽¹¹⁾	5-4	% Southwest Missouri State
3/24	H	W ⁽⁷⁾	10-7	Georgia Southern ⁽¹⁾
3/24	H	W ⁽⁷⁾	4-1	Georgia Southern ⁽²⁾
3/26	H	L	2-12	Ohio
3/27	H	W ⁽⁷⁾	5-2	Ohio
3/28	H	W	21-1	Ohio
3/30	H	W	11-4	Furman
3/31	A	W	6-2	Georgia
4/2	H	W	7-2	*North Carolina
4/3	H	L	5-10	*North Carolina
4/4	H	W	4-3	*North Carolina
4/6	H	W	17-3	South Carolina
4/7	A	W	9-8	South Carolina
4/9	A	W	4-1	*N.C. State
4/10	A	L	5-20	*N.C. State
4/11	A	L	12-13	*N.C. State
4/13	A	W	12-2	Western Carolina
4/14	H	W	8-6	Georgia
4/15	H	W	8-1	Western Carolina
4/17	A	W	6-2	*Maryland
4/18	N2	L	4-8	*Maryland
4/19	A	W	22-4	*Maryland
4/20	A	W	17-2	Furman
4/21	H	W ⁽¹¹⁾	8-7	South Carolina
4/23	H	L	0-11	*Georgia Tech
4/24	H	L	5-10	*Georgia Tech
4/25	H	L	0-6	*Georgia Tech
5/2	A	W	17-1	Winthrop
5/4	H	W	10-3	Tennessee
5/5	H	W	4-2	Tennessee
5/7	A	W	7-6	*Florida State
5/8	A	L ⁽¹⁰⁾	3-4	*Florida State
5/9	A	W	5-1	*Florida State
5/11	H	L	2-4	Georgia
5/12	A	L	5-8	South Carolina
5/13	H	W	12-5	Charlotte
5/15	N3	W	4-2	+Duke
5/16	N3	W	6-1	+Florida State
5/17	N3	W	9-8	+Georgia Tech
5/18	N3	W	7-4	+North Carolina
5/18	N3	L	5-7	+Florida State
5/19	N3	W	11-7	+N.C. State
5/28	N4	W	7-3	\$Rutgers
5/29	N4	W	10-3	\$Fresno State
5/30	N4	L	4-11	\$Fresno State
5/31	N4	L	1-9	\$Kansas

* - ACC game; % - Pepsi/Johnny Quik Best-of-the-West Tournament; + - ACC Tournament; \$ - NCAA MidEast Regional; N1 - Fresno, CA; N2 - Baltimore, MD; N3 - Greenville, SC; N4 - Knoxville, TN

1994 (57-18 Overall; 20-4 ACC, 1st)

ACC Champions

Ranked #4 by Baseball America

Ranked #9 by Collegiate Baseball

Ranked #9 by Sports Weekly

Head Coach: Jack Leggett (1st)

Date	St	W-L	Score	Opponent
2/12	H	W	3-1	Western Carolina ⁽¹⁾
2/12	H	W	4-1	Western Carolina ⁽²⁾
2/13	H	W ⁽¹³⁾	6-5	Western Carolina
2/19	H	W	14-1	Tennessee
2/20	H	W	4-2	Tennessee
2/24	N1	L	5-11	% Fresno State
2/24	A	W	11-6	% Nevada-Las Vegas
2/25	N1	W	13-3	% Rice
2/26	N1	L	3-12	% Rice
2/27	N1	W ⁽¹⁰⁾	13-8	% Fresno State
3/3	H	W	11-4	Furman
3/4	H	W	5-4	*Wake Forest
3/5	H	W	5-4	*Wake Forest

All-Time Results

3/6	H	W	8-6	*Wake Forest
3/7	H	W	14-2	North Carolina-Wilmington
3/8	H	W ⁽¹³⁾	8-7	North Carolina-Wilmington
3/9	A	W	9-2	Georgia
3/11	H	W	7-5	*Maryland
3/12	H	W	18-2	*Maryland
3/13	H	W	6-5	*Maryland
3/15	H	W	4-1	New Hampshire
3/16	H	L	4-7	South Carolina
3/18	A	W	6-1	Hawaii-Hilo
3/19	A	W	13-5	Hawaii-Hilo ⁽¹⁾
3/19	A	W	10-3	Hawaii-Hilo ⁽²⁾
3/21	N2	L	2-9	^Oregon State
3/22	N2	L	2-9	^Lewis-Clark State
3/23	A	W	7-3	^Hawaii
3/25	N2	W ⁽⁷⁾	3-2	^Washington
3/25	N2	W ⁽⁷⁾	3-1	^Grand Canyon
3/26	N2	L ⁽¹¹⁾	1-2	^Washington
3/27	N2	W	9-0	^Grand Canyon
3/29	H	W	7-5	Georgia Southern
3/30	H	L	2-3	Georgia Southern
4/1	A	W	3-2	*Virginia
4/2	A	W	11-6	*Virginia
4/3	A	W	11-4	*Virginia
4/5	H	W	6-3	Georgia
4/6	A	W	7-2	South Carolina
4/8	H	W ⁽¹⁰⁾	10-8	*N.C. State
4/9	H	W	9-5	*N.C. State
4/10	H	W ⁽¹⁰⁾	6-5	*N.C. State
4/12	H	W	8-2	Appalachian State
4/13	A	L ⁽¹⁷⁾	4-5	South Carolina
4/15	A	W	7-6	*Duke
4/16	A	L	7-8	*Duke
4/17	A	W	7-0	*Duke
4/18	H	W	16-6	Charleston Southern
4/19	A	W	10-6	Georgia
4/20	H	L	3-4	South Carolina
4/22	A	W	11-1	*North Carolina
4/23	A	L	0-5	*North Carolina
4/24	A	W	3-2	*North Carolina
4/26	A	W	3-2	Tennessee
4/27	A	L ⁽¹⁰⁾	1-5	Tennessee
4/29	H	W	7-5	Miami (FL)
4/30	H	L	3-6	Miami (FL)
5/1	H	W ⁽¹²⁾	9-8	Miami (FL)
5/7	H	W	5-2	*Florida State
5/8	H	W	9-5	*Florida State
5/9	H	L	3-8	*Florida State
5/10	A	W	9-7	Coastal Carolina
5/11	A	W	8-0	Coastal Carolina
5/13	A	W ⁽¹⁰⁾	9-8	*Georgia Tech
5/14	A	L	4-20	*Georgia Tech
5/15	A	W	7-4	*Georgia Tech
5/18	N3	W	7-1	+Maryland
5/19	N3	W	17-5	+N.C. State
5/20	N3	W	9-6	+Georgia Tech
5/21	N3	L	4-10	+Florida State
5/22	N3	W	4-1	+Florida State
5/26	H	W	5-1	\$The Citadel
5/27	H	L	1-8	\$Notre Dame
5/28	H	W	6-1	\$Old Dominion
5/28	H	L	5-11	\$Auburn

* - ACC game; % - UNLV Desert Classic; ^ - Hawaii Easter Tournament; + - ACC Tournament; \$ - NCAA East Regional; N1 - Las Vegas, NV; N2 - Honolulu, HI; N3 - Greenville, SC

1995 (54-14 Overall; 20-4 ACC, 1st)

College World Series Participant

Ranked #8 by Baseball America

Ranked #8 by Collegiate Baseball

Ranked #8 by Sports Weekly

Head Coach: Jack Leggett (2nd)

Date	St	W-L	Score	Opponent
2/17	N1	L	2-5	Oklahoma State
2/18	A	W	18-0	Texas-Arlington
2/19	N1	W	7-2	Arkansas State
2/24	H	W	16-2	George Mason
2/25	H	W	13-0	George Mason

2/26	H	W	9-3	George Mason
3/1	H	W	6-4	Tennessee
3/2	H	W ⁽¹⁰⁾	7-6	Tennessee
3/4	H	W	10-5	Old Dominion ⁽¹⁾
3/4	H	W	12-6	Old Dominion ⁽²⁾
3/5	H	W	7-1	Old Dominion
3/7	H	W	5-0	James Madison
3/8	H	W	16-6	James Madison
3/10	H	W	10-0	*Duke
3/11	H	W	8-4	*Duke
3/12	H	W	9-1	*Duke
3/14	A	W	5-2	Western Carolina
3/15	H	W	11-0	Appalachian State
3/17	A	W	10-7	*Wake Forest
3/18	A	W	4-3	*Wake Forest
3/19	A	W	10-5	*Wake Forest
3/21	A	W	9-7	Old Dominion
3/22	A	W	4-2	Old Dominion
3/24	A	W ⁽¹²⁾	4-3	*Maryland
3/25	A	W	11-3	*Maryland
3/26	A	W	12-2	*Maryland
3/28	A	L	2-4	South Carolina
3/29	H	W	5-4	Western Carolina
3/31	H	W	3-2	*North Carolina
4/1	H	W	20-1	*North Carolina
4/2	H	L	8-11	*North Carolina
4/4	H	W	7-2	South Carolina
4/5	A	L	7-8	Georgia
4/7	H	W	5-4	*Virginia
4/8	H	W	9-0	*Virginia
4/9	H	W	5-2	*Virginia
4/11	H	W	5-4	Georgia
4/12	H	W	11-1	South Carolina
4/14	A	W ⁽¹⁰⁾	17-15	*N.C. State
4/15	A	W	13-1	*N.C. State
4/16	A	W	13-4	*N.C. State
4/18	H	W	5-1	Coastal Carolina
4/19	H	W	7-2	Coastal Carolina
4/21	A	L	2-5	*Florida State
4/22	A	L	2-7	*Florida State
4/23	A	L	8-9	*Florida State
4/25	H	W	19-5	Furman
4/26	A	W	18-6	South Carolina
4/28	H	W	8-5	*Georgia Tech
4/29	H	W	6-1	*Georgia Tech
4/30	H	W	6-5	*Georgia Tech
5/7	A	W	7-4	Georgia Southern
5/8	A	L ⁽¹²⁾	14-15	Georgia Southern
5/12	A	L	6-7	Miami (FL)
5/13	A	W	7-5	Miami (FL)
5/14	A	L	4-8	Miami (FL)



Matthew LeCroy, who belted 53 career homers in just three seasons, was one of six future Major Leaguers on the Tigers' 1995 College World Series team.

5/17	N2	W	10-0	+Maryland
5/18	N2	W	6-4	+North Carolina
5/19	N2	W	11-0	+Florida State
5/20	N2	W	16-7	+N.C. State
5/20	N2	L	2-12	+Florida State
5/21	N2	L	2-8	+Florida State
5/25	H	W	8-4	\$Navy
5/26	H	W	11-5	\$Jacksonville
5/27	H	W	9-5	\$Winthrop
5/28	H	W	7-4	\$Alabama
6/3	N3	L	1-3	!Tennessee
6/5	N3	L	3-8	!Stanford

* - ACC game; + - ACC Tournament; \$ - NCAA East Regional; ! - College World Series; N1 - Arlington, TX; N2 - Greenville, SC; N3 - Omaha, NE

1996 (51-17 Overall; 17-7 ACC, 2nd)

College World Series Participant

Ranked #4 by Collegiate Baseball

Ranked #4 by Sports Weekly

Ranked #5 by Baseball America

Head Coach: Jack Leggett (3rd)

Date	St	W-L	Score	Opponent
2/16	H	W	4-0	South Florida
2/17	H	L	5-6	South Florida
2/18	H	L	2-7	South Florida
2/23	H	W	7-3	Maine
2/24	H	W	6-5	Maine ⁽¹⁾
2/24	H	W	5-1	Maine ⁽²⁾
2/25	H	W	6-1	Maine
2/27	A	W	8-3	Tennessee
2/28	A	W ⁽¹⁰⁾	10-4	Tennessee
3/1	H	W	11-3	Coastal Carolina
3/2	H	W	8-7	Coastal Carolina
3/3	H	W	13-4	Coastal Carolina
3/5	H	W	4-2	Western Carolina
3/8	H	W	8-4	Virginia Tech
3/9	H	W	6-2	Virginia Tech
3/10	H	W	4-0	Virginia Tech
3/12	H	W	18-2	Siena
3/13	H	W	9-3	Siena
3/16	A	L ⁽⁷⁾	4-7	*Duke ⁽¹⁾
3/16	A	L ⁽⁷⁾	0-2	*Duke ⁽²⁾
3/17	A	W	7-2	*Duke
3/20	H	W	11-3	Ohio
3/21	H	L	3-9	Ohio
3/22	H	W	4-0	*Maryland
3/23	H	W	7-0	*Maryland
3/24	H	W	16-6	*Maryland
3/28	A	W	13-3	Western Carolina
3/29	A	W	8-1	*Virginia
3/30	A	L	2-3	*Virginia
3/31	A	W	9-3	*Virginia
4/2	H	W	5-4	Georgia
4/3	A	W	4-2	South Carolina
4/5	H	W	9-1	*Wake Forest
4/6	H	W	6-0	*Wake Forest
4/7	H	L	7-8	*Wake Forest
4/9	H	W	10-4	Western Carolina
4/10	H	W	11-0	South Carolina
4/12	A	W	11-1	*North Carolina
4/13	A	W	7-5	*North Carolina
4/14	A	W	7-2	*North Carolina
4/16	A	L	2-6	Georgia
4/17	H	W	8-0	South Carolina
4/21	H	L ⁽¹⁰⁾	6-8	Georgia Southern ⁽¹⁾
4/21	H	L ⁽¹⁸⁾	7-9	Georgia Southern ⁽²⁾
4/23	A	W	7-5	South Carolina
4/24	H	W	12-5	Charleston Southern
4/25	H	L	6-18	*N.C. State
4/26	H	W	14-0	*N.C. State
4/27	H	L ⁽¹⁰⁾	1-4	*N.C. State
5/4	H	W	3-0	*Florida State
5/5	H	W	2-1	*Florida State
5/6	H	W	2-0	*Florida State
5/8	H	W	13-4	Furman
5/10	A	W ⁽¹⁰⁾	9-8	*Georgia Tech
5/11	A	L	0-4	*Georgia Tech
5/12	A	W	9-2	*Georgia Tech

5/16	N1	W	6-1	+Duke
5/16	N1	W	6-1	+Georgia Tech
5/17	N2	L	2-4	+Virginia
5/18	N2	L	1-2	+Florida State
5/23	H	W	9-1	\$Charleston Southern
5/24	H	W	5-1	\$Old Dominion
5/25	H	W	6-3	\$West Virginia
5/26	H	W	12-5	\$Tennessee
5/31	N3	L	3-7	!Miami (FL)
6/2	N3	W ⁽¹⁰⁾	8-5	!Oklahoma State
6/4	N3	W	14-13	!Alabama
6/5	N3	L	5-14	!Miami (FL)

* - ACC game; + - ACC Tournament; \$ - NCAA East Regional; ! - College World Series; N1 - Chapel Hill, NC; N2 - Durham, NC; N3 - Omaha, NE

1997 (41-23 Overall; 13-10 ACC, 4th)

Ranked #24 by Sports Weekly

Head Coach: Jack Leggett (4th)

Date	St	W-L	Score	Opponent
2/15	H	W	6-2	Morehead State ⁽¹⁾
2/15	H	W	9-1	Morehead State ⁽²⁾
2/16	H	W	1-0	Morehead State
2/18	H	W	7-2	Charleston Southern
2/22	H	W	7-6	Kentucky ⁽¹⁾
2/22	H	W	4-3	Kentucky ⁽²⁾
2/23	H	W	10-3	Kentucky
2/27	N1	W	8-7	% California State-Northridge
2/28	N1	W	12-7	% Northwestern
2/28	A	L	3-4	% Nevada-Las Vegas
3/1	N1	W	10-2	% Northwestern
3/2	N1	L	5-18	% California State-Northridge
3/4	H	W	12-5	James Madison
3/5	H	W	11-3	James Madison
3/7	H	W	17-2	Coastal Carolina
3/8	H	W	22-11	Coastal Carolina
3/9	H	W	13-3	Coastal Carolina
3/12	H	W	17-4	Appalachian State
3/14	H	W	3-2	*Virginia
3/15	H	W	6-1	*Virginia
3/16	H	W	7-3	*Virginia
3/19	A	L	3-7	Tennessee
3/21	A	L	1-13	*Maryland
3/22	A	W	17-10	*Maryland
3/23	A	L ⁽¹⁰⁾	6-7	*Maryland
3/25	A	L	4-9	Western Carolina
3/26	H	W	14-9	Western Carolina
3/28	A	L	2-11	*Wake Forest
3/29	A	W	10-9	*Wake Forest
3/30	A	W	18-7	*Wake Forest
4/1	A	L	2-3	Georgia
4/2	H	L	3-11	South Carolina
4/4	A	W	10-7	*Florida State
4/5	A	L	5-20	*Florida State
4/6	A	L ⁽¹²⁾	10-11	*Florida State
4/8	H	W	10-7	Furman
4/9	A	W	15-1	South Carolina
4/11	H	W	11-1	*Duke
4/12	H	L ⁽¹⁰⁾	3-4	*Duke
4/13	H	W	14-2	*Duke
4/15	H	W	13-5	Tennessee
4/16	H	W	12-9	South Carolina
4/18	A	L	9-16	*N.C. State
4/19	A	L	4-17	*N.C. State
4/20	A	L	7-9	*N.C. State
4/23	A	L	16-38	South Carolina
4/25	H	W	7-4	*Georgia Tech
4/26	H	L	4-19	*Georgia Tech
5/2	A	W	11-4	Davidson
5/4	H	W	17-2	*North Carolina
5/5	H	W	11-10	*North Carolina
5/6	H	W	5-4	*North Carolina
5/7	H	W	9-8	Charleston Southern
5/9	H	L	11-12	California
5/10	H	W	15-3	California
5/11	H	L	10-12	California
5/14	N2	W	8-6	+Wake Forest
5/15	N2	W	7-4	+Georgia Tech
5/16	N2	L	4-8	+Florida State



All-Time Results

5/17 N2 W⁽¹⁰⁾ 11-6 + N.C. State
 5/17 N2 L 0-10 + Florida State
 5/22 N3 W 13-9 \$Nevada
 5/23 N3 L 6-10 \$Rice
 5/24 N3 L 7-12 \$Southwest Texas State
 * - ACC game; % - UNLV Desert Classic; + - ACC Tournament; \$ - NCAA Central Regional; N1 - Las Vegas, NV; N2 - Saint Petersburg, FL; N3 - Lubbock, TX

1998 (43-16 Overall; 14-9 ACC, T-2nd)

Ranked #19 by Sports Weekly
 Ranked #21 by Baseball America
 Ranked #23 by Collegiate Baseball

Head Coach: Jack Leggett (5th)

Date	St	W-L	Score	Opponent
2/6	N1	W	4-2 %	South Florida
2/7	N1	W	7-6 %	Central Florida
2/8	N1	W	9-4 %	Auburn
2/13	H	L	1-6	East Carolina
2/14	H	W	16-4	East Carolina
2/15	H	W	8-2	East Carolina
2/20	H	W	5-4	Old Dominion
2/21	H	W	11-10	Old Dominion
2/22	H	W	12-7	Old Dominion
2/26	H	W	11-7	Charlotte
2/27	H	W	13-0	North Carolina-Wilmington
2/28	H	W	19-6	North Carolina-Wilmington
3/1	H	W	6-3	North Carolina-Wilmington
3/3	H	W	6-5	Florida Atlantic
3/4	H	L	5-6	Florida Atlantic
3/6	H	W	22-4	Stetson
3/8	H	W	10-5	Stetson ⁽¹⁾
3/8	H	W ⁽⁸⁾	9-4	Stetson ⁽²⁾
3/10	H	W	17-3	Coastal Carolina
3/13	H	W	12-2	Maine
3/14	H	W	18-2	Maine ⁽¹⁾
3/14	H	W	19-11	Maine ⁽²⁾
3/17	H	W	5-1	Western Carolina
3/19	A	L	7-10	Western Carolina
3/20	H	W	5-3	*Maryland
3/21	H	W	19-6	*Maryland
3/22	H	W	15-6	*Maryland
3/25	H	W	5-0	The Citadel
3/27	H	W	10-2	*Wake Forest
3/28	H	W	6-5	*Wake Forest
3/29	H	L	2-8	*Wake Forest
3/31	H	W ⁽¹⁰⁾	5-4	Georgia
4/1	A	W	6-4	South Carolina
4/3	A	W	9-7	*Virginia



Future Major Leaguer Matt White pitched a complete game in Clemson's 12-3 win over The Citadel in the East Regional on May 21, 1998. The win was the Tigers' 2,000th in school history.

4/4	A	L	6-7	*Virginia
4/5	A	W	15-6	*Virginia
4/7	H	W	18-0	Furman
4/8	H	W	13-3	Charleston Southern
4/11	A	W	8-2	*Duke ⁽¹⁾
4/11	A	L	6-7	*Duke ⁽²⁾
4/12	A	L	2-6	*Duke
4/15	H	W	14-6	North Carolina-Asheville
4/17	H	W ⁽¹²⁾	11-10	*N.C. State
4/18	H	W	17-6	*N.C. State
4/22	A	W	9-2	Georgia
4/24	H	W	2-1	*Florida State
4/25	H	W	5-4	*Florida State
4/26	H	L	2-7	*Florida State
5/3	A	L	6-7	*Georgia Tech
5/4	A	L	7-9	*Georgia Tech
5/5	A	L	5-14	*Georgia Tech
5/9	A	L	9-12	*North Carolina ⁽¹⁾
5/9	A	W	8-1	*North Carolina ⁽²⁾
5/10	A	W	7-6	*North Carolina
5/13	N2	L	1-4	+North Carolina
5/14	N2	L	6-10	+Georgia Tech
5/21	H	W	12-3	\$The Citadel
5/22	H	L ⁽¹⁶⁾	1-2	\$South Alabama
5/23	H	L	5-8	\$Southern California

* - ACC game; % - Olive Garden Classic; + - ACC Tournament; \$ - NCAA East Regional; N1 - Kissimmee, FL; N2 - Durham, NC

1999 (42-27 Overall; 13-10 ACC, 3rd)

NCAA Fayetteville Regional Champion

NCAA College Station Super Regional Participant

Ranked #13 by Collegiate Baseball

Ranked #14 by Sports Weekly

Ranked #17 by Baseball America

Head Coach: Jack Leggett (6th)

Date	St	W-L	Score	Opponent
2/12	H	W	10-7	Kansas State
2/13	H	W	10-4	Kansas State
2/14	H	W	11-3	Kansas State
2/25	N1	W	13-12 %	Washington
2/26	N1	L	3-4	Creighton
2/26	A	L ⁽¹⁰⁾	11-12	% Nevada-Las Vegas
2/27	N1	L	5-7	% Nevada
2/28	N1	W	13-10	Creighton
3/3	H	L	15-18	The Citadel
3/5	H	L	9-10	Liberty
3/6	H	L	8-11	Liberty ⁽¹⁾
3/6	H	W	11-6	Liberty ⁽²⁾
3/10	H	W	14-6	Coastal Carolina
3/12	H	W	14-4	George Mason
3/13	H	W	13-2	George Mason ⁽¹⁾
3/13	H	W	21-0	George Mason ⁽²⁾
3/16	A	L	4-5	East Carolina
3/17	A	L	2-14	East Carolina
3/19	A	W	8-6	*Maryland
3/20	A	W	9-2	*Maryland
3/23	H	W	17-5	Georgia
3/24	H	W	12-4	Wofford
3/26	A	L	1-5	*Wake Forest
3/27	A	L	6-11	*Wake Forest
3/28	A	L	2-10	*Wake Forest
3/30	A	W	7-6	Georgia
4/1	H	W	18-1	East Tennessee State
4/2	N2	L	3-5	Miami (FL)
4/3	N2	W	7-5	Miami (FL)
4/4	N2	L	11-14	Miami (FL)
4/6	A	L ⁽¹⁰⁾	8-9	Western Carolina
4/7	H	W	16-11	Western Carolina
4/9	A	L	0-8	*Florida State
4/10	A	W	8-4	*Florida State
4/11	A	L	3-5	*Florida State
4/13	H	W	12-9	Furman
4/14	A	W	8-7	South Carolina
4/16	H	W	18-1	*Duke
4/17	H	L ⁽¹⁰⁾	3-5	*Duke
4/18	H	W	7-5	*Duke
4/21	H	W	5-4	South Carolina
4/23	H	W	24-4	*Georgia Tech
4/24	H	W	13-8	*Georgia Tech

4/25	H	W	6-5	*Georgia Tech
5/1	H	L	3-9	*Virginia ⁽¹⁾
5/1	H	W ⁽¹¹⁾	5-4	*Virginia ⁽²⁾
5/2	H	W	12-5	*Virginia
5/4	H	W ⁽¹⁰⁾	11-10	Western Carolina
5/7	H	W	14-2	Winthrop
5/8	H	L	2-4	Coastal Carolina
5/9	H	W	20-7	*North Carolina
5/10	H	W	5-4	*North Carolina
5/11	H	L	5-7	*North Carolina
5/14	A	L	9-19	*N.C. State
5/15	A	L	4-7	*N.C. State
5/16	A	W	7-4	*N.C. State
5/19	N3	W	7-6	+N.C. State
5/20	N3	L	3-6	+Wake Forest
5/21	N3	W	7-6	+Maryland
5/22	N3	W	8-7	+Florida State
5/22	N3	L	5-9	+Wake Forest
5/28	N4	L	5-23	\$Southwest Missouri State
5/29	N4	W	17-3	\$Delaware
5/29	A	W	12-4	\$Arkansas
5/30	N4	W	8-7	\$Southwest Missouri State ⁽¹⁾
5/30	N4	W	7-5	\$Southwest Missouri State ⁽²⁾
6/4	A	L	3-20	¶ Texas A&M
6/5	A	W	10-3	¶ Texas A&M
6/6	A	L	4-5	¶ Texas A&M

* - ACC game; % - UNLV/Coors Desert Classic; + - ACC Tournament; \$ - NCAA Fayetteville (AR) Regional; ¶ - NCAA College Station (TX) Super Regional; N1 - Las Vegas, NV; N2 - Fort Mill, SC; N3 - Durham, NC; N4 - Fayetteville, AR

2000 (51-18 Overall; 17-7 ACC, 2nd)

College World Series Participant

NCAA Clemson Regional Champion

NCAA Clemson Super Regional Champion

Ranked #5 by Sports Weekly

Ranked #6 by Collegiate Baseball

Ranked #7 by Baseball America

Head Coach: Jack Leggett (7th)

Date	St	W-L	Score	Opponent
1/28	N1	W	3-1 %	Rice
1/29	N1	W	4-0	% Miami (FL)
1/30	N1	L	0-5	% Central Florida
2/18	H	W	5-0	Old Dominion
2/19	H	W	3-1	Old Dominion
2/20	H	W	10-2	Old Dominion
2/25	H	W	5-1	James Madison
2/26	H	W	12-4	James Madison
2/27	H	W	5-3	James Madison
3/1	H	W	4-3	Coastal Carolina
3/3	H	W	8-0	Nevada-Las Vegas
3/4	H	W	5-3	Nevada-Las Vegas
3/5	H	L	3-4	Nevada-Las Vegas
3/8	H	W	10-6	William & Mary
3/10	H	W	9-4	Ohio ⁽¹⁾
3/10	H	W	6-1	Ohio ⁽²⁾
3/11	H	W	16-2	Ohio
3/14	H	W	7-0	East Carolina
3/15	H	L	4-12	East Carolina
3/17	H	W	8-6	*Maryland
3/18	H	W	9-3	*Maryland ⁽¹⁾
3/18	H	W	11-2	*Maryland ⁽²⁾
3/22	H	W	14-2	Charlotte
3/24	H	W	9-3	The Citadel
3/25	H	W	7-5	The Citadel
3/26	H	W	6-3	The Citadel
3/29	A	L	6-10	Georgia
3/31	A	L	0-6	*North Carolina
4/1	A	W	10-2	*North Carolina
4/2	A	L	2-5	*North Carolina
4/4	H	W	11-7	Western Carolina
4/5	H	W	3-2	Furman
4/7	H	L	1-5	*N.C. State
4/8	H	W	9-0	*N.C. State
4/9	H	W	8-4	*N.C. State
4/11	H	W	9-7	Georgia
4/12	H	L	3-6	South Carolina
4/15	H	W ⁽¹⁵⁾	6-5	*Wake Forest ⁽¹⁾

4/15	H	W	5-4	*Wake Forest ⁽²⁾
4/16	H	L	4-6	*Wake Forest
4/18	H	W	17-5	Elon
4/19	A	L ⁽¹²⁾	8-9	South Carolina
4/21	A	W	8-5	*Duke
4/22	A	W	8-5	*Duke
4/23	A	W	12-8	*Duke
4/26	N2	W	13-4	Western Carolina
4/28	A	L	4-7	*Georgia Tech
4/29	A	L	7-9	*Georgia Tech
4/30	A	W	13-12	*Georgia Tech
5/6	H	W	8-7	*Florida State
5/7	H	W	5-4	*Florida State
5/8	H	W	7-4	*Florida State
5/11	A	L	4-6	Liberty
5/13	A	W	9-7	*Virginia ⁽¹⁾
5/13	A	L	0-11	*Virginia ⁽²⁾
5/14	A	W	20-9	*Virginia
5/17	N3	W	9-5	+Virginia
5/18	N3	W	8-4	+Florida State
5/19	N3	L	8-9	+Georgia Tech
5/20	N3	W	12-5	+Virginia
5/20	N3	L	4-8	+Georgia Tech
5/26	H	W	4-0	\$Middle Tennessee
5/27	H	W	9-3	\$Illinois
5/28	H	W	21-3	\$Middle Tennessee
6/2	H	W	11-4	¶ Mississippi State
6/3	H	W	9-4	¶ Mississippi State
6/9	N4	W	10-6	!San Jose State
6/11	N4	L	4-10	!Stanford
6/14	N4	L	4-5	!Louisiana-Lafayette

* - ACC game; % - ACC Disney Blast; + - ACC Tournament; \$ - NCAA Clemson (SC) Regional; ¶ - NCAA Clemson (SC) Super Regional; ! - College World Series; N1 - Lake Buena Vista, FL; N2 - Asheville, NC; N3 - Fort Mill, SC; N4 - Omaha, NE

2001 (41-22 Overall; 17-7 ACC, 2nd)

NCAA Clemson Regional Champion

NCAA Coral Gables Super Regional Participant

Ranked #13 by Collegiate Baseball

Ranked #14 by Sports Weekly

Ranked #17 by Baseball America

Head Coach: Jack Leggett (8th)

Date	St	W-L	Score	Opponent
2/16	H	L	5-10	Richmond
2/17	H	W	14-4	Richmond
2/18	H	W	7-3	Richmond
2/22	A	W	10-6	% Nevada-Las Vegas
2/23	N1	W	9-5	% Oregon State
2/23	A	L	6-14	% Nevada-Las Vegas
2/24	N1	L	9-10	% Oregon State
2/25	N1	W ⁽⁷⁾	13-2	% Oregon State
2/28	H	W	7-4	Furman
3/3	H	L	8-21	South Carolina
3/4	A	W	7-4	South Carolina
3/7	H	W	5-3	College of Charleston
3/10	H	W	5-2	Ohio
3/11	H	W	17-4	Ohio
3/13	H	L ⁽¹⁰⁾	9-12	Georgia Southern
3/14	H	W	9-3	Georgia Southern
3/16	A	W	8-6	*Maryland
3/17	A	W	9-6	*Maryland
3/18	A	W	7-0	*Maryland
3/20	A	W	11-1	Old Dominion
3/21	A	L	8-10	Old Dominion
3/23	A	W ⁽¹²⁾	4-1	*Wake Forest
3/24	A	L	3-12	*Wake Forest
3/25	A	W	9-1	*Wake Forest
3/27	H	W	6-0	Wofford
3/28	A	L	4-8	Georgia
3/30	H	W	24-3	New York Tech
3/31	H	W	13-0	New York Tech ⁽¹⁾
3/31	H	W	14-0	New York Tech ⁽²⁾
4/4	H	L	4-8	Winthrop
4/6	A	L	4-7	*Florida State
4/7	A	L	6-7	*Florida State
4/8	A	L	1-6	*Florida State
4/10	H	L	5-10	Coastal Carolina

All-Time Results

4/11	H	W ⁽¹⁾	8-7	Coastal Carolina
4/13	H	W	10-2	*Duke
4/14	H	W	10-1	*Duke
4/15	H	W	6-4	*Duke
4/17	H	W	10-4	Georgia
4/18	A	L	3-9	South Carolina
4/20	H	W	3-0	*Georgia Tech
4/21	H	W	5-1	*Georgia Tech
4/22	H	L	3-5	*Georgia Tech
4/24	H	W	8-2	Western Carolina
4/25	H	L	1-2	South Carolina
4/27	H	W	6-3	*North Carolina
4/28	H	W ⁽¹⁰⁾	10-9	*North Carolina
4/29	H	L	0-4	*North Carolina
5/5	A	W	7-6	*N.C. State ⁽¹⁾
5/5	A	L	3-4	*N.C. State ⁽²⁾
5/6	A	W	10-2	*N.C. State
5/9	A	W ⁽¹¹⁾	9-6	Furman
5/12	H	W	8-1	*Virginia ⁽¹⁾
5/12	H	W	17-1	*Virginia ⁽²⁾
5/13	H	W	5-4	*Virginia
5/16	N2	L	3-7	+ Virginia
5/17	N2	W	7-6	+ North Carolina
5/18	N2	L	4-5	+ Florida State
5/25	H	W	4-1	\$William & Mary
5/26	H	W	24-4	\$Seton Hall
5/27	H	W	8-2	\$Seton Hall
6/1	A	L	8-10	¶Miami (FL)
6/2	A	L	6-14	¶Miami (FL)

* - ACC game; + - ACC Tournament; \$ - NCAA Clemson (SC) Regional; ¶ - NCAA Coral Gables (FL) Super Regional; N1 - Las Vegas, NV; N2 - Fort Mill, SC

2002 (54-17 Overall; 16-8 ACC, 4th)
College World Series Participant
NCAA Clemson Regional Champion
NCAA Clemson Super Regional Champion
Ranked #3 by Baseball America
Ranked #3 by Collegiate Baseball
Ranked #3 by Sports Weekly

Head Coach: Jack Leggett (9th)

Date	St	W-L	Score	Opponent
2/22	H	W	7-4	Auburn
2/23	H	W	8-5	Auburn
2/24	H	W	6-5	Auburn
3/1	A	W	14-6	College of Charleston
3/2	A	W	9-7	South Carolina
3/3	H	W ⁽¹⁰⁾	11-10	South Carolina
3/6	H	W	12-1	College of Charleston
3/8	H	W	5-3	Purdue
3/9	H	W	9-6	Purdue
3/10	H	W	4-2	Purdue
3/12	H	W	20-8	Georgia Southern
3/13	H	W	9-2	Georgia Southern
3/15	H	W	13-1	South Alabama
3/16	H	L	4-6	South Alabama
3/17	H	W	11-3	South Alabama
3/19	H	W	23-5	North Carolina-Asheville
3/21	H	W	8-0	Maine
3/22	H	W	13-0	Maine
3/23	H	W	8-3	Maine
3/26	H	W	19-1	Coastal Carolina
3/27	H	W	6-2	Coastal Carolina
3/29	H	W	13-6	*Maryland
3/30	H	W	16-7	*Maryland
3/31	H	W	7-2	*Maryland
4/2	H	W	7-1	East Tennessee State
4/3	H	W	6-4	Winthrop
4/5	H	W	6-4	*N.C. State
4/6	H	L	0-3	*N.C. State
4/7	H	W	10-2	*N.C. State
4/9	A	L	4-5	Georgia
4/10	H	W	6-5	Georgia
4/12	A	W ⁽¹⁰⁾	11-7	*North Carolina
4/13	A	W	4-2	*North Carolina
4/14	A	L	5-12	*North Carolina
4/16	H	W	13-9	Western Carolina
4/17	H	L	6-8	South Carolina
4/19	A	W	5-3	*Duke

4/20	A	W	4-1	*Duke
4/21	A	W	2-1	*Duke
4/23	H	W	18-7	Furman
4/24	A	W	4-1	South Carolina
4/26	H	L	2-4	*Wake Forest
4/27	H	W	5-3	*Wake Forest
4/28	H	W	4-0	*Wake Forest
5/4	A	W	12-9	*Georgia Tech
5/5	A	L	6-15	*Georgia Tech
5/6	A	L	0-11	*Georgia Tech
5/8	H	W	9-2	Wofford
5/9	H	L	6-8	Elon
5/11	A	W	15-4	*Virginia
5/12	A	W	15-2	*Virginia
5/13	A	W	5-3	*Virginia
5/15	A	W	12-4	Western Carolina
5/17	H	L	3-9	*Florida State
5/18	H	L	3-12	*Florida State
5/19	H	L	3-9	*Florida State
5/22	N1	W	10-0	+Georgia Tech
5/23	N1	L	4-9	+Florida State
5/24	N1	W	5-3	+N.C. State
5/25	N1	W	8-6	+Wake Forest
5/25	N1	L	1-4	+Florida State

5/31	H	W	15-1	\$Georgia Southern
6/1	H	W	4-2	\$East Carolina
6/2	H	W	21-1	\$East Carolina
6/7	H	L	6-9	¶Arkansas
6/8	H	W	8-7	¶Arkansas
6/9	H	W	7-4	¶Arkansas
6/14	N2	W	11-10	!Nebraska
6/16	N2	W	9-7	!Georgia Tech
6/19	N2	L	4-12	!South Carolina
6/21	N2	L	2-10	!South Carolina

* - ACC game; + - ACC Tournament; \$ - NCAA Clemson (SC) Regional; ¶ - NCAA Clemson (SC) Super Regional; ! - College World Series; N1 - Saint Petersburg, FL; N2 - Omaha, NE

2003 (39-22 Overall; 15-9 ACC, T-3rd)
NCAA Auburn Regional Participant

Date	St	W-L	Score	Opponent
2/22	A	L	1-8	Auburn ⁽¹⁾
2/22	A	W	11-8	Auburn ⁽²⁾
2/23	A	L	3-7	Auburn
2/26	H	W ⁽⁷⁾	5-0	Charleston Southern
3/1	H	W	8-0	South Carolina
3/2	A	L	4-6	South Carolina
3/4	H	W	5-4	Winthrop
3/5	H	W	6-2	College of Charleston
3/6	H	W	6-2	^Chukyo (Japan)
3/7	H	W	2-0	Old Dominion
3/8	H	W	5-1	Old Dominion
3/9	H	W	18-2	Old Dominion
3/11	H	W	7-5	Tennessee Tech
3/12	H	W	8-0	Tennessee Tech
3/16	N1	W	11-1	Georgia Southern
3/17	N1	W	8-0	Georgia Southern
3/18	A	W	7-6	College of Charleston
3/20	H	W	8-6	Maine
3/21	H	W	7-6	Maine
3/22	H	W	11-7	Maine
3/24	H	W	21-7	Wofford
3/25	A	L	5-9	Western Carolina
3/26	H	W	7-3	Georgia
3/28	A2	L ⁽¹¹⁾	2-3	*N.C. State
3/29	A2	L	2-12	*N.C. State ⁽¹⁾
3/29	A2	W	12-10	*N.C. State ⁽²⁾
4/1	H	W	5-3	Western Carolina
4/2	A	W	4-2	South Carolina
4/4	H	W	9-4	*Virginia
4/5	H	L	1-4	*Virginia
4/6	H	W	9-2	*Virginia
4/9	H	W	4-2	South Carolina
4/11	A	W	8-4	*Florida State
4/12	A	L	2-7	*Florida State
4/13	A	L	1-8	*Florida State
4/15	H	L	1-5	Coastal Carolina



The 2004 team, led by 11th-year Head Coach Jack Leggett, played in the school's 18th consecutive NCAA Regional. The team did so while playing 42 of its 65 games against NCAA Tournament teams.

4/16	H	W	7-3	Coastal Carolina
4/19	A	L	6-9	*Maryland ⁽¹⁾
4/19	A	L	4-8	*Maryland ⁽²⁾
4/20	A	W	20-5	*Maryland
4/22	A	L	3-9	Georgia
4/23	H	W ⁽¹²⁾	6-3	East Tennessee State
4/25	H	W ⁽¹⁰⁾	9-7	*Georgia Tech
4/26	H	W	10-5	*Georgia Tech
4/27	H	W	11-3	*Georgia Tech
5/4	H	W	7-6	*Duke
5/5	H	L	6-7	*Duke
5/6	H	W	13-2	*Duke
5/7	H	L	2-11	Elon
5/8	A	L	8-10	Furman
5/10	H	L	4-9	*North Carolina
5/11	H	W ⁽¹⁰⁾	5-4	*North Carolina
5/12	H	W	5-2	*North Carolina
5/13	H	L	9-12	Furman
5/15	A	W	6-2	*Wake Forest
5/16	A	W	14-3	*Wake Forest
5/17	A	W	4-3	*Wake Forest
5/22	N3	L	2-10	+North Carolina
5/23	N3	L	4-7	+Duke
5/30	N4	L	8-10	\$Ohio State
5/31	N4	W ⁽¹⁰⁾	7-6	\$Princeton
5/31	A	L	0-15	\$Auburn

* - ACC game; ^ - exhibition game, not counted in record; + - ACC Tournament; \$ - NCAA Auburn (AL) Regional; N1 - Charleston, SC; A2 - Kinston, NC; N3 - Salem, VA; N4 - Auburn, AL

2004 (39-26 Overall; 14-10 ACC, T-4th)
NCAA Athens Regional Participant

Date	St	W-L	Score	Opponent
2/24	H	L	4-5	Charlotte
2/28	N1	W	4-0	%Georgia Southern
2/28	A	L ⁽¹¹⁾	2-3	%East Carolina
2/29	N1	W	9-0	%Georgia Southern
2/29	A	L	4-6	%East Carolina
3/3	H	W	8-5	Gardner-Webb
3/5	A	W	15-4	College of Charleston
3/6	A	L	2-5	South Carolina
3/7	H	L ⁽¹⁰⁾	7-8	South Carolina
3/10	A	W	6-0	Wofford
3/12	H	W	14-9	Auburn
3/13	H	L	4-5	Auburn
3/14	H	L	6-9	Auburn
3/16	H	W	9-4	Coastal Carolina
3/19	A	W	7-3	Texas Tech
3/20	A	L	10-13	Texas Tech
3/21	A	L	3-5	Texas Tech
3/23	H	W	10-6	Elon

3/24	H	L	1-7	Elon
3/26	H	W	13-6	*Wake Forest
3/27	H	W	7-4	*Wake Forest
3/28	H	W	6-5	*Wake Forest
3/30	A	W	6-2	Georgia
3/31	H	W	19-4	Georgia
4/2	H	W	3-2	*Maryland
4/3	H	W	9-2	*Maryland
4/4	H	W	8-2	*Maryland
4/7	H	W	9-4	South Carolina
4/9	A	L	1-5	*Virginia
4/10	A	L	3-4	*Virginia ⁽¹⁾
4/10	A	L	1-3	*Virginia ⁽²⁾
4/13	H	W	9-5	Winthrop
4/14	A	W	13-5	South Carolina
4/16	A	W	2-1	*North Carolina
4/17	A	L	0-4	*North Carolina
4/18	A	W ⁽¹⁰⁾	4-2	*North Carolina
4/20	H	W	13-4	The Citadel
4/21	H	W	8-7	Western Carolina
4/23	H	W	2-1	*N.C. State
4/24	H	W	4-3	*N.C. State
4/25	H	W	9-6	*N.C. State
5/1	H	L	6-11	*Florida State
5/2	H	L	1-10	*Florida State
5/3	H	W	18-9	*Florida State
5/5	H	W	3-2	Charleston Southern
5/7	H	W	8-5	Central Florida
5/8	H	L	4-7	Central Florida
5/9	H	L	2-3	Central Florida
5/11	H	W	16-5	Furman
5/12	H	W	19-8	College of Charleston
5/14	A	L	3-8	*Georgia Tech
5/15	A	L	3-11	*Georgia Tech
5/16	A	L	4-8	*Georgia Tech
5/20	A	W	10-1	*Duke
5/21	A	L	1-2	*Duke
5/22	A	W	9-6	*Duke
5/26	N2	W	7-6	+North Carolina
5/27	N2	L ⁽¹³⁾	7-11	+Georgia Tech
5/28	N2	W	12-1	+N.C. State
5/28	N2	L	5-6	+North Carolina
6/4	N3	W	10-6	\$Birmingham-Southern
6/5	A	L	3-6	\$Georgia
6/5	N3	W	5-4	\$Birmingham-Southern
6/6	A	W	10-9	\$Georgia ⁽¹⁾
6/6	A	L ⁽¹⁰⁾	6-7	\$Georgia ⁽²⁾

* - ACC game; % - Keith LeClair Invitational; + - ACC Tournament; \$ - NCAA Athens (GA) Regional; N1 - Greenville, NC; N2 - Salem, VA; N3 - Athens, GA

Note: **Bolded** lines denote a Clemson home game.

2005 CLEMSON BASEBALL



Last Time It Happened

3 Home Runs

Clemson - It had been nine years since a Clemson player had hit three home runs in one game, but **Jeff Baker** pulled off the trick against Winthrop at Doug Kingsmore Stadium on April 3, 2002 in a game the Tigers won 6-4. He had five of the Tigers' six RBIs and scored four of Clemson's six runs. He hit a two-out, two-run homer in the first inning, a leadoff homer in the fifth inning, and a two-run walk-off homer with no outs in the ninth inning.

Opponent - South Carolina second baseman **Bryon Jeffcoat** hit three homers and drove in eight runs against the Tigers at Clemson on March 3, 2001. Batting in the eighth spot in the lineup, he hit his first home run, a grand slam, in the second inning. He added a three-run shot in the seventh inning and a solo homer in the ninth inning. **Jeffcoat** also had two singles in the Gamecocks' 21-8 victory. The teams combined for 10 home runs in the game.

4 Hits By 3 Players

Clemson - This last came at Maryland on April 20, 2003, exactly 18 years to the day that it happened last by a Tiger trio. **Herman Demmink** hit four singles, **Kyle Frank** was a perfect 5-for-5 with four runs scored and four RBIs, and **David Slevin** was 4-for-6 with five RBIs in Clemson's 20-5 win. **Frank** also became just the third Tiger to ever hit two home runs in the same inning when he did so in the second inning.

Opponent - South Carolina accomplished this feat on April 23, 1997 in a game played in Columbia. Four Gamecocks had at least four hits in the 38-16 win over Clemson. **Adam Everett** had four hits, four RBIs, and six runs; **Derick Urquhart** had five hits, five RBIs, and six runs; **Ryan Bordenick** had six hits, six runs, and nine RBIs; and **Rob Streicher** had four hits, three runs, and five RBIs.


5 Hits

Clemson - **Brad McCann** had six hits in Clemson's 19-8 win over College of Charleston at Doug Kingsmore Stadium on May 12, 2004. He hit two homers, three singles, and a double, while he also scored four runs and had six RBIs. He became just the eighth Tiger in history to total six hits in a single game.

Opponent - South Carolina's **Bryon Jeffcoat** had five hits in six plate appearances against the Tigers on March 3, 2001 at Doug Kingsmore Stadium. He hit three home runs, two singles, and drove in eight runs in the Gamecocks' 21-8.



Lou Santangelo's towering grand slam at Georgia in the 2004 Athens Regional gave the Tigers a 10-9 win, as Clemson overcame a 9-2 deficit to gain a thrilling victory.



Future Major League pitcher Jimmy Key (left) and Brooks Shumake (right) are the last duo to total five hits apiece in the same game when they did so at Georgia Southern in 1982.



5 Hits By 2 Players

Clemson - **Brooks Shumake** hit a home run and four singles, while **Jimmy Key** added a pair of doubles and three singles against Georgia Southern in Statesboro, GA on May 13, 1982 in a game won by Clemson, 25-5.

Opponent - South Carolina leftfielder **Derick Urquhart** had five hits, including three doubles; and catcher **Ryan Bordenick** had six hits, including two doubles and a home run, as the Gamecocks defeated Clemson 38-16 in Columbia on April 23, 1997. It was the first time since 1980 that two opposing players accomplished this feat.

Back-to-Back Home Runs

Clemson - **Brad McCann** and **Lou Santangelo** hit back-to-back homers against Maryland at Doug Kingsmore Stadium on April 4, 2004. **McCann's** homer was a grand slam in the seventh inning with no outs, then **Santangelo** followed with a solo homer. Clemson won the game 8-2.

Opponent - **Bobby Felmy** and **Jason Jacobs** of Georgia led off the ninth inning with back-to-back solo homers to tie the score 6-6 in the Bulldogs' eventual 7-6 win over Clemson in the second game of a doubleheader on June 6, 2004 at Athens, GA. The matchup was the championship game of the Athens Regional and was one of five homers by Georgia in the game.

Cycle

Clemson - **Gary Burnham** performed the elusive feat in the second game of the season against Texas-Arlington in the Texas-Arlington Tournament on February 18, 1995. **Burnham** had a double in the first inning, a triple in the third, walked in the fifth, struck out in the sixth, hit a three-run homer in the seventh, and completed the cycle with a single in the ninth inning. He batted in four runs and scored four runs.

Opponent - **Chris Pittaro** of North Carolina in Chapel Hill on March 21, 1981 had a double in the first, a single in the second, a home run in the third, and a triple in the sixth, along with two RBIs. North Carolina defeated the Tigers by a 10-7 score.

Grand Slam

Clemson - **Lou Santangelo** hit a towering, opposite-field grand slam at Georgia in the first game of a doubleheader on June 6, 2004. The homer, which traveled well over 450 feet, gave Clemson a 10-9 lead (the eventual final score) in the seventh inning after the Tigers trailed 9-2 at one point in the Athens Regional game. It was **Santangelo's** second grand slam and the team's sixth in 2004.

Opponent - **Mike Jensen** of N.C. State hit a grand slam at Doug Kingsmore Stadium on April 25, 2004. The homer came off Tiger reliever **Jeff Hahn** with no outs in the seventh inning. The home run also cut the Tiger lead to 7-6, but Clemson held on for a 9-6 victory.

No-Hitter

Clemson - **Scott Parrish** pitched a seven-inning, no-hit game against The Citadel at Clemson on March 6, 1984 in the 12th game of the season in a game won by the Tigers, 6-0. **Parrish** allowed five baserunners, two walks, and three reached on errors. One runner was erased attempting to steal and the other four were left stranded.

Opponent - Auburn's **Dana Becton** and **Ken Deriso** combined to no-hit the Tigers for the first time in almost 16 years when they held the Tigers hitless on March 11, 1979 at Auburn, AL. **Becton** went the first six innings and struck out seven, while **Deriso** hurled the last three frames and struck out four. Clemson lost the game 10-1, as the Tigers scored a run on two errors and a passed ball.

Shutout

Clemson - **Tyler Lumsden** pitched a shutout when he blanked Old Dominion on March 7, 2003. The sophomore lefty allowed just three hits and one walk while striking out seven in Clemson's 2-0 victory.

Opponent - **Colby Paxton** of Auburn went the distance against Clemson on May 31, 2003 in the Auburn (AL) Regional. He yielded just five hits and two walks in the Tigers' 15-0 win that ended Clemson's season. It broke Clemson's 84-game streak without being shutout.

Triple Play

Clemson - Clemson completed its first triple play since 1971 against George Mason on February 26, 1995 at Clemson. **Mark Watson** gave up a leadoff walk to **Joey Goodwin** in the fourth inning, which was followed by a single by **Ron Pennell**. **Brendan Pickett** hit a line shot to first baseman **David Miller**, who stepped on first to double off **Pennell** and then threw to **Seth Brizek** at second, and the throw beat **Goodwin** for the third out. The Tigers won 9-3.

Opponent - **Dan Griffin**, **Matt Robinson**, and **Rick Fegredo** of Florida State combined on a triple play on March 2, 1983 at Tallahassee. After **Bob Paulling** singled and **Craig Roberson** walked to open the second, **Jamie Swanner** grounded to **Griffin**, who forced **Paulling** at third. **Griffin** threw to **Robinson**, forcing **Roberson** at second, and **Robinson** relayed to **Fegredo** at first base for the putout on **Swanner**. The teams battled to a 3-3, 10-inning tie.

CLEMSON 2005

MAJOR LEAGUE INFLUENCE



Kris Benson, P
New York Mets

Khalil Greene, SS
San Diego Padres

Billy Koch, P
Toronto Blue Jays

Billy McMillon, OF
Oakland Athletics

Matthew LeCroy, C
Minnesota Twins

CLEMSON BASEBALL COACHING STAFF



Jack Leggett
Head Coach

Kevin O'Sullivan
Associate Head Coach

Tom Riginos
Assistant Head Coach

Bradley LeCroy
Assistant Coach

2005

CLEMSON BASEBALL

Kris Harvey
Junior DH/Pitcher
First-Team All-ACC

Jeff Hahn
Senior Pitcher

Gene Pierce
Senior Catcher

Jack Leggett
Head Coach
12th Season

Travis Storer
Junior Outfielder

Robert Rohrbaugh
Junior Pitcher

Josh Cribb
Junior Pitcher

Herman Demmink
Junior Infielder

Feb. 18	Fri.	^ West Virginia	12:00
Feb. 19	Sat.	^ Coastal Carolina	4:00
Feb. 20	Sun.	^ East Carolina	4:00
Feb. 25	Fri.	CALIFORNIA-IRVINE	4:00
Feb. 26	Sat.	CALIFORNIA-IRVINE	2:00
Feb. 27	Sun.	CALIFORNIA-IRVINE	12:00
Mar. 4	Fri.	at Auburn	8:00
Mar. 5	Sat.	at Auburn	5:00
Mar. 6	Sun.	at Auburn	2:00
Mar. 9	Wed.	WINTHROP	4:00
Mar. 12	Sat.	SOUTH CAROLINA	2:00
Mar. 13	Sun.	at South Carolina	1:30
Mar. 16	Wed.	FURMAN	7:15
Mar. 18	Fri.	* NORTH CAROLINA	7:15
Mar. 19	Sat.	* NORTH CAROLINA	4:00
Mar. 20	Sun.	* NORTH CAROLINA	2:00
Mar. 22	Tue.	at Old Dominion	7:00
Mar. 23	Wed.	at Old Dominion	7:00
Mar. 25	Fri.	* at Maryland	7:00
Mar. 26	Sat.	* at Maryland	7:00
Mar. 27	Sun.	* at Maryland	1:00
Mar. 29	Tue.	COASTAL CAROLINA	7:15
Mar. 30	Wed.	COASTAL CAROLINA	4:00
Apr. 1	Fri.	* at Florida State	7:00
Apr. 2	Sat.	* at Florida State	7:00
Apr. 3	Sun.	* at Florida State	1:00
Apr. 5	Tue.	at Georgia	7:00
Apr. 6	Wed.	GEORGIA	7:15
Apr. 8	Fri.	* DUKE	7:15
Apr. 9	Sat.	* DUKE	7:00
Apr. 10	Sun.	* DUKE	2:00
Apr. 12	Tue.	at Western Carolina	7:00
Apr. 13	Wed.	SOUTH CAROLINA	7:15
Apr. 15	Fri.	* VIRGINIA	7:15
Apr. 16	Sat.	* VIRGINIA	4:00
Apr. 17	Sun.	* VIRGINIA	1:00
Apr. 19	Tue.	WESTERN CAROLINA	7:15
Apr. 20	Wed.	at South Carolina	7:00
Apr. 22	Fri.	* at N.C. State	7:00
Apr. 23	Sat.	* at N.C. State	7:00
Apr. 24	Sun.	* at N.C. State	1:00
Apr. 26	Tue.	ELON	7:15
Apr. 27	Wed.	WOFFORD	7:15
Apr. 29	Fri.	* GEORGIA TECH	7:15
Apr. 30	Sat.	* GEORGIA TECH	7:00
May 1	Sun.	* GEORGIA TECH	2:00
May 8	Sun.	* at Virginia Tech	1:00
May 9	Mon.	* at Virginia Tech	7:00
May 10	Tue.	* at Virginia Tech	7:00
May 13	Fri.	* at Wake Forest	3:00
May 14	Sat.	* at Wake Forest	1:30
May 15	Sun.	* at Wake Forest	1:30
May 17	Tue.	COLLEGE OF CHARLESTON	7:15
May 19	Thu.	* MIAMI (FL)	7:15
May 20	Fri.	* MIAMI (FL)	7:15
May 21	Sat.	* MIAMI (FL)	1:00
May 24-29		+ ACC Tournament	TBA
Jun. 3-5		\$ NCAA Regionals	TBA
Jun. 10-12		\$ NCAA Super Regionals	TBA
Jun. 17-27		! College World Series	TBA

^ - Baseball at The Beach at Myrtle Beach, SC

* - ACC regular-season game; + - ACC Tournament at Jacksonville, FL

\$ - NCAA Tournament; ! - Omaha, NE

Note: Home games in **WHITE CAPS**; All times are Eastern and PM

CLEMSON BASEBALL ACCOMPLISHMENTS

- 10 College World Series appearances, including four in the last 10 years
- 19 straight seasons of 39 wins or more
- 18 consecutive NCAA Regional appearances
- 30 NCAA Tournament appearances overall
- Played host to an NCAA Regional seven of the last 11 years
- Averaged over 46 wins per year over the last 11 years
- Sixth in the country in wins in the last 11 years
- Ranked in the final top 25 for 15 of the last 18 seasons
- Won 128 games over top-25 teams in the last 11 years
- Produced seven first-round draft picks in the last 10 years
- 85 players were drafted or signed pro contracts in the last 11 years
- Home of National Players-of-the-Year Kris Benson (1996) and Khalil Greene (2002)