



2025 CLEMSON BASEBALL

MEDIA GUIDE



@CLEMSONBASEBALL



TEAM128
CLEMSONTIGERS.COM

2025 CLEMSON BASEBALL



SCHEDULE

Date	Day	Opponent	Time								
2-14	Fri	% Oklahoma State	Noon	3-18	Tue	The Citadel	6 p.m.	4-24	Thu	* at NC State	7 p.m.
2-15	Sat	% Arizona	Noon	3-19	Wed	The Citadel	6 p.m.	4-25	Fri	* at NC State	6 p.m.
2-16	Sun	% Ole Miss	3:30 p.m.	3-21	Fri	* Wake Forest	6 p.m.	4-26	Sat	* at NC State	1 p.m.
2-19	Wed	Presbyterian	4 p.m.	3-22	Sat	* Wake Forest	2 p.m.	5-2	Fri	* at Florida State	6 p.m.
2-21	Fri	# VCU	4 p.m.	3-23	Sun	* Wake Forest	1 p.m.	5-3	Sat	* at Florida State	2 p.m.
2-22	Sat	# North Carolina A&T	Noon	3-25	Tue	Coastal Carolina	6 p.m.	5-4	Sun	* at Florida State	1 p.m.
2-22	Sat	# VCU	4 p.m.	3-26	Wed	Presbyterian	6 p.m.	5-6	Tue	at Coastal Carolina	6 p.m.
2-23	Sun	# North Carolina A&T	2 p.m.	3-28	Fri	* at Georgia Tech	6 p.m.	5-9	Fri	* Duke	6 p.m.
2-25	Tue	Winthrop	4 p.m.	3-29	Sat	* at Georgia Tech	4 p.m.	5-10	Sat	* Duke	2 p.m.
2-28	Fri	South Carolina	7 p.m.	3-30	Sun	* at Georgia Tech	1 p.m.	5-11	Sun	* Duke	1 p.m.
3-1	Sat	^ South Carolina	1:30 p.m.	4-1	Tue	& Georgia Southern	6:30 p.m.	5-15	Thu	* at Pittsburgh	6 p.m.
3-2	Sun	at South Carolina	5 p.m.	4-4	Fri	* at California	9 p.m.	5-16	Fri	* at Pittsburgh	3 p.m.
3-4	Tue	^ USC Upstate	6 p.m.	4-5	Sat	* at California	5 p.m.	5-17	Sat	* at Pittsburgh	1 p.m.
3-7	Fri	Davidson	4 p.m.	4-6	Sun	* at California	4 p.m.				
3-8	Sat	Davidson	3 p.m.	4-9	Wed	Gardner-Webb	TBA				
3-9	Sun	Davidson	2 p.m.	4-11	Fri	* Stanford	6 p.m.				
3-11	Tue	Liberty	4 p.m.	4-12	Sat	* Stanford	2 p.m.				
3-12	Wed	Liberty	4 p.m.	4-13	Sun	* Stanford	1 p.m.				
3-14	Fri	* Notre Dame	4 p.m.	4-17	Thu	* Louisville	7 p.m.				
3-15	Sat	* Notre Dame	3 p.m.	4-18	Fri	* Louisville	7 p.m.				
3-16	Sun	* Notre Dame	Noon	4-19	Sat	* Louisville	2 p.m.				
				4-22	Tue	Georgia	6 p.m.				

* - ACC regular-season game; % - Shriners Children's College Showdown at Arlington, Texas; # - Clemson Baseball Invitational; ^ - Greenville, S.C.; & - North Augusta, S.C.; Note: **Bold** denotes a Clemson home game; all times are Eastern; all dates and times are as of Jan. 27 and subject to change based on live video assignments; live audio for all games is available on Clemson Athletic Network.

TABLE OF CONTENTS

BIOS

Bakich, Erik (Head Coach)	12-15
Belanger, Jimmy (Pitching Coach)	17
Fricks, Carter (Director of Video & Technology)	22
Leggett, Jack (Program Development)	23
Mazur, Griffin (Assistant Coach)	18
Owens, Brad (Assistant Athletic Director, Sport Operations)	19
Paulsen, Ben (Director of Player Development)	20
Players, 2025	25-55
Pohl, Phil (Director of Scouting & Player Personnel)	21
Schnabel, Nick (Assistant Head Coach & Recruiting Coordinator)	16
Seniors & Pro Signees, 2024	80-83
Staff, Support	24

CLEMSON BASEBALL INFORMATION

Against All Competition	56,57
Date, Record By	64
Directions to Doug Kingsmore Stadium	2
First-Round Draft Picks	84
Glossary	9-11
Major League Tigers	85-87
Media Information	3
Outlook, 2025	6,7
Parking Map	2
Polls, 2025 Preseason	6
Pro Signees	84
Quick Facts	8
Results, 2025 Opponent All-Time Game-By-Game	58-63
Roster, 2025 Numerical & Alphabetical	4
Roster, 2025 Position	5
Schedule, 2025	1
Seating Chart, Doug Kingsmore Stadium	2
Stadium, Doug Kingsmore	88-90

RECORDS

Academic Honor Roll Members, ACC	126,127
ACC Tournament Results	134
All-ACC Academic Selections	127
All-ACC Selections	125
All-Americans	120-124
Batting & Fielding Stats, Yearly (Team)	94
Career (Individual)	104,105
Coaches, Head & Assistant	138
Cycles	97
Honors & Awards (Individual)	118,119
Individual	93
Innings, Highest Scoring	131
Last Time It Happened (Individual)	156
Leaders, Yearly	99-103
Lettermen	128-130
Lineups, Yearly Starting	112-117
National Players-of-the-Year	124
NCAA Stat Rankings, Top-25	132,133
NCAA Tournament Results	135
No-Hitters	98
Pitching Stats, Yearly (Team)	95
Rankings, Weekly (Clemson Poll Rankings From 1987-24)	136,137
Results, Season Game-By-Game	140-155
Results, Yearly	139
Season (Individual)	96-98
Stats, Individual Career Batting (ACC Era)	106-109
Stats, Individual Career Pitching (ACC Era)	109-111
Streaks, Hitting	96
Streaks, Winning	92
Team	92
Titles, Team	91
Walkoff Home Runs	156

REVIEW, 2024

ACC Standings	79
Batting, Game-By-Game (Individual)	73
Home Runs	72
Notes	66,67
Pitching, Game-By-Game (Individual Career)	74-77
Polls, Final	79
Results, Game-By-Game	69
Stats, ACC Regular-Season	70
Stats, ACC Tournament	71
Stats, Career (2025 Players)	70
Stats, NCAA Tournament	71
Stats, Overall	68
Story	78,79
Superlatives, Team & Individual	72

DIRECTIONS TO DOUG KINGSMORE STADIUM

FROM ATLANTA, GA.

Take I-85 north to exit 14 in South Carolina. Take a left, which crosses over the interstate, onto South Carolina highway 187 until the road runs into highway 76 and 28. Make a left at this traffic light. *Stay on this road until the highway 93 exit, where you exit and take a left at the stoplight. The route runs into the campus. Stay straight until you reach the second stoplight after Riggs (soccer) Field (Riggs Field is on the left). Take a left at the stoplight, take the first right, then take the first left into the McFadden Building parking lot (located at 220 Perimeter Road; Clemson, SC 29634).

FROM COLUMBIA, S.C.

Take I-26 west and exit onto I-385 west until it reaches I-85. Take I-85 south until it reaches exit 19-B. Take exit 19-B and follow the directions from Atlanta starting at the * symbol to arrive at the stadium.

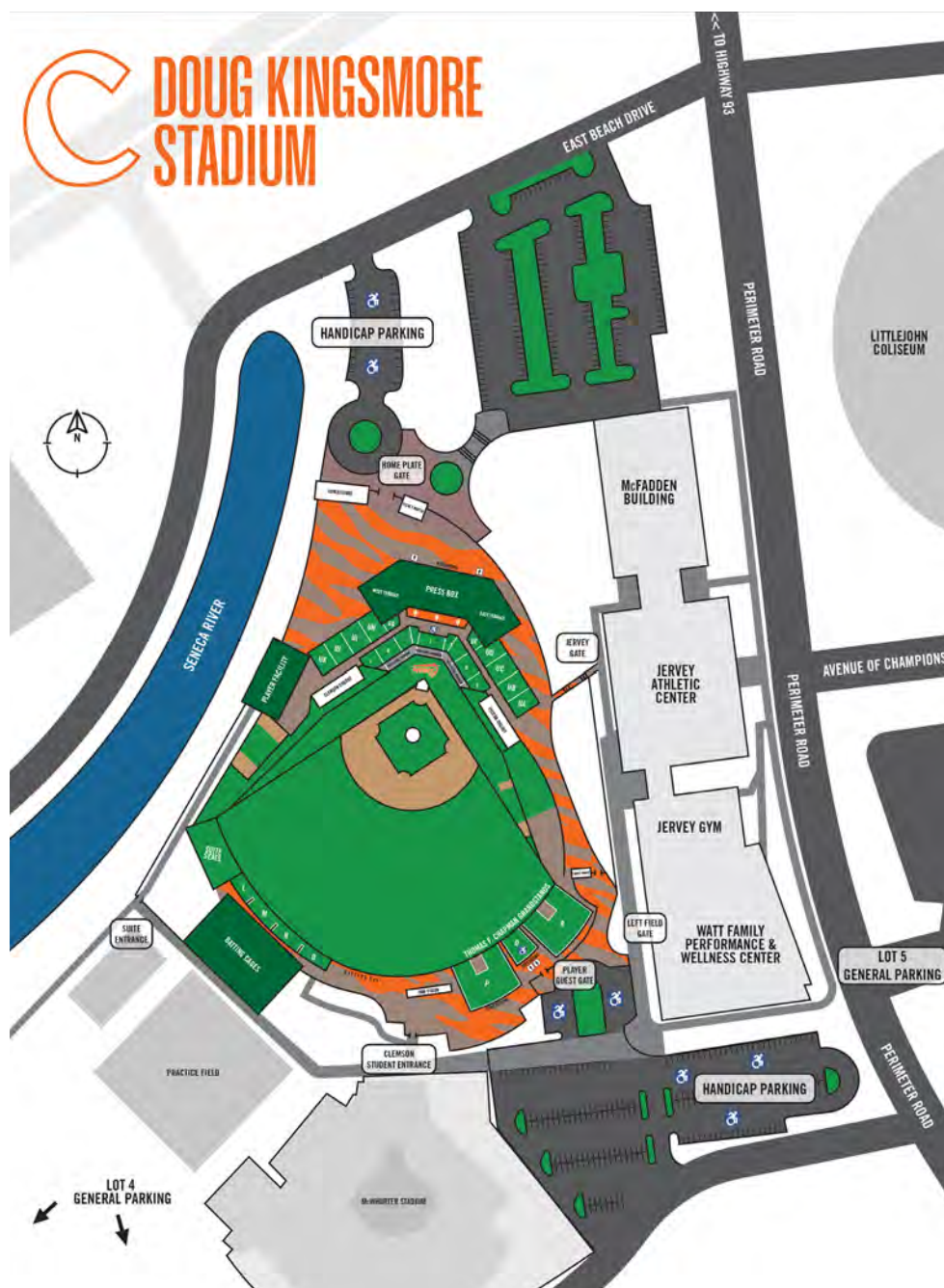
FROM GREENVILLE, S.C.

Take I-85 south until it reaches exit 19-B. Take exit 19-B and follow the directions from Atlanta starting at the * symbol to arrive at the stadium.

MEDIA GUIDE CREDITS

The 2025 Clemson baseball media guide was designed, written and edited by **Brian Hennessy**, senior associate director of athletic communications. Statistical, editorial and graphic assistance provided by **Sam Blackman** and **Tim Boureut**. The cover design was done by **Peter McLean**. Printing executed by Clemson Printing Services (Clemson, S.C.).

Special thanks to the late **Bob Bradley**, who served Tiger athletics for 45 years in the athletic communications office and provided most of the information contained in the record section. Thanks to the late **Alan Mohrmann** of Greenville, S.C., for statistical research.



MEDIA INFORMATION

ACC MEDIA RELATIONS

Jon Opiela (jopiela@theacc.org) is the baseball media relations contacts for the ACC office.

ATHLETIC COMMUNICATIONS ADDRESS

Our address is Jervey Athletic Center; 220 Perimeter Road; P.O. Box 31; Clemson, SC 29633.

BAKICH AVAILABILITY

The best time to reach Head Coach Erik Bakich is weekday mornings. Please contact Brian Hennessy at 864-656-1921 to set up an interview with Bakich.

CREDENTIALS

Members of the working press who desire a media credential to a Clemson baseball home game should contact Brian Hennessy in the Clemson athletic communications office at 864-656-1921. There is space for writers in the press box at Doug Kingsmore Stadium, plus booths for each team's radio network. Only credentials on a game-by-game basis are issued. Members of the media must request a pass at least two days prior to each game/series to ensure admittance.

EMAIL DISTRIBUTION LIST

Notes, stats, stories and other information are emailed out on a series basis from the athletic communications office. Contact Brian Hennessy (bhennes@clemson.edu) to be put on the email list.

INTERNET SERVICES

The press box, including the radio booths, features the most up-to-date wireless internet services.

PARKING

Members of the media are encouraged to park in the McFadden Building parking lot, located on the hill above the stadium (behind home plate). However, there are limited spaces and space is subject to availability. There is also free parking available beyond the McWhorter Stadium (softball) right-field fence.

PHOTOGRAPHER POSITIONS

There is patio space on the first-base side of the press box for television camerapersons to film. Positions are on a first-come, first-serve basis. Still photographers may take pictures near the playing field, but only in approved areas. Positions are on a first-come, first-serve basis.

PLAYER AVAILABILITY

Player interviews are conducted before a particular practice on days when the team does not have a game. Notify Brian Hennessy if you plan to attend practice. If attendance at practice is not possible, the athletic communications office can set up a phone interview. Campus and cell phone numbers for players and staff are not provided.

POSTGAME INTERVIEWS

Postgame interviews for Clemson coaches and players take place inside the player facility (auditorium) behind the first-base dugout. Brian Hennessy escorts team members from the locker room (closed to the media) to the second-story auditorium for interviews after a cooling-off period.

To access the interview area, enter the player facility at the second-story door that faces the playing surface

of Doug Kingsmore Stadium. Please see the opponent's athletic communications contact for its postgame interview procedure on the field, which will take place near the third-base dugout.

POSTGAME STATS

A final box score is provided to the media for all games at Doug Kingsmore Stadium. A final box score, updated season stats and a game story are emailed within minutes after the conclusion of every game. For any other requests, see Brian Hennessy or another member of the Clemson athletic communications staff prior to the end of the game.

PRESS ENTRANCE

Enter Doug Kingsmore Stadium at the gate behind home plate. The stadium has an elevator and stairs leading up to the press box behind the grandstands.

SOCIAL MEDIA

The official Clemson baseball social media accounts for Twitter, Instagram and Facebook can all be found at @ClemsonBaseball.

WEBSITE

Clemson box scores, releases, statistics, bios, live stats, videos, pictures, graphics, highlights and other items are all available on the internet. Find us online at ClemsonTigers.com.

WILL-CALL

The media will-call gate is located at the home-plate entrance.

@CLEMSONBASEBALL



CLEMSANTIGERS.COM

PROUD SPONSORS OF CLEMSON BASEBALL



2025 CLEMSON ROSTER

NUMERICAL

#	Player	Pos.	B-T	Hgt	Wgt	Cl.	Exp.	Hometown	Previous School
00	Drew Titsworth	RHP	L-R	6-3	215	So.	1VL	Frankenmuth, Mich.	Frankenmuth HS
1	Lleyton Lackey	OF	S-L	5-6	160	Jr.	2VL	Evans, Ga.	Evans HS
2	Hideki Prather	C	R-R	5-10	195	*Fr.	RS	Oakland, Calif.	Campolindo HS
3	Jack Crighton	OF	R-R	6-3	200	Jr.	2VL	Rochester Hills, Mich.	Orchard Lake St. Mary's Preparatory
4	Tryston McCladdie	INF	L-R	5-10	190	So.	1VL	Harlem, Ga.	Harlem HS
5	Andrew Ciufo	INF	R-R	6-0	200	***Sr.	1VL	Medford, N.Y.	Georgetown University
6	Dominic Listi	OF	L-L	5-11	205	***Sr.	TR	Crystal Lake, Ill.	Indiana State University
8	Josh Paino	INF	R-R	5-11	200	***Sr.	TR	Temecula, Calif.	California Baptist University
9	Jacob Jarrell	C	R-R	6-0	205	Jr.	2VL	Florence, S.C.	P27 Academy
10	Cam Cannarella	OF	L-R	6-0	185	Jr.	2VL	Hartsville, S.C.	Hartsville HS
11	Steele Burd	C	R-R	6-0	210	Fr.	HS	Hilton Head Island, S.C.	Hilton Head Christian Academy
12	Hudson Lee	LHP	R-L	6-4	230	*So.	TR	Roebuck, S.C.	Wake Forest University
13	B.J. Bailey	LHP	L-L	6-3	180	^*Sr.	1VL	Woodruff, S.C.	Spartanburg Methodist College
15	Reed Garriss	RHP	R-R	6-0	215	^*Sr.	3VL	Mount Pleasant, S.C.	Wando HS
16	Luke Gaffney	INF/C	R-R	6-1	215	*So.	TR	Danville, Ky.	Purdue University
17	Josh Castellani	INF	L-R	6-4	210	Fr.	HS	St. Petersburg, Fla.	Hollins HS
18	TP Wentworth	OF/LHP	L-L	6-5	230	Fr.	HS	Ripon, Calif.	Central Catholic HS
19	Aidan Knaak	RHP	R-R	6-0	205	So.	1VL	Fort Myers, Fla.	Bishop Verot Catholic HS
20	Nathan Dvorsky	RHP	R-R	6-1	200	Jr.	2VL	Suwanee, Ga.	Lambert HS
21	Jay Dillard	INF	R-R	5-9	175	*So.	1VL	Anderson, S.C.	T.L. Hanna HS
22	Anthony Wilkie	RHP/1B	R-R	6-5	225	Fr.	HS	Gainesville, Fla.	F.W. Buchholz HS
23	Jarren Purify	INF	R-R	5-10	190	So.	1VL	Detroit, Mich.	University Liggett School
24	Joe Allen	RHP	R-R	6-3	225	Jr.	2VL	Hampton Falls, N.H.	Winnacunnet HS
25	Luke Brown	RHP	R-R	6-7	205	So.	1VL	Apex, N.C.	Middle Creek HS
26	Casey Tallent	RHP	R-R	6-0	225	*Jr.	2VL	Hartwell, Ga.	Hart County HS
27	Tristan Bissetta	OF	L-L	6-1	225	^*Jr.	2VL	Greenville, S.C.	J.L. Mann HS
29	Briggs Sullivan	INF/OF	R-R	6-1	190	Fr.	HS	Mount Pleasant, S.C.	Oceanside Collegiate Academy
30	Luke Kissenberth	RHP	R-R	6-0	170	^*Sr.	TR	Greenville, S.C.	The Citadel
31	Jacob McGovern	LHP	L-L	6-1	195	So.	1VL	Seneca, S.C.	Seneca HS
32	Brendon Bennett	LHP	L-L	6-1	220	Fr.	HS	Novi, Mich.	Novi HS
33	Justin LeGuernic	LHP	R-L	6-4	215	So.	1VL	Dix Hills, N.Y.	Half Hollow Hills HS West
35	Noah Samol	LHP	L-L	6-7	250	*So.	RS	Mason, Ohio	Georgia Institute of Technology
36	Dane Moehler	RHP	R-R	6-2	205	Fr.	HS	Marietta, Ga.	Walton HS
37	Jackson Cole	LHP	L-L	6-2	190	*Fr.	RS	Boiling Springs, S.C.	Boiling Springs HS
39	Ethan Darden	LHP	L-L	6-0	175	Jr.	2VL	Rock Hill, S.C.	Northwestern HS
40	Brodey Conn	UT	L-R	6-1	205	*So.	1VL	Clemson, S.C.	D.W. Daniel HS
41	Cannon Feazell	RHP	R-R	6-1	195	Fr.	HS	Windermere, Fla.	Windermere HS
42	Michael Gillen	RHP	R-R	6-2	220	Jr.	TR	Rochelle Park, N.J.	Seton Hall University
44	Ty Marshall	C	S-R	5-9	185	So.	1VL	Cayce, S.C.	Brookland-Cayce HS
45	Chayce Kieck	RHP	R-R	6-1	185	Fr.	HS	Jacksonville, Fla.	The Bolles School
47	Lucas Mahlstedt	RHP	R-R	6-3	175	Sr.	1VL	Ormond Beach, Fla.	Wofford College
48	Austin Jacobs	INF	R-R	6-0	175	Fr.	HS	Geneva, Fla.	Hagerty HS
49	Chance Fitzgerald	RHP	R-R	6-1	215	So.	1VL	Sanford, Fla.	Lake Howell HS
55	Owen Anchors	OF	L-L	6-2	190	Fr.	HS	Dunwoody, Ga.	Dunwoody HS
93	Dion Brown	RHP	R-R	5-10	145	Fr.	HS	York, S.C.	Lewisville HS
96	Talan Bell	LHP/OF	L-L	5-10	180	Fr.	HS	Oviedo, Fla.	Hagerty HS
99	Collin Priest	INF	L-R	6-3	245	So.	TR	Mount Dora, Fla.	University of Michigan

ALPHABETICAL

#	Player	Pos.	Cl.
24	Joe Allen	RHP	Jr.
55	Owen Anchors	OF	Fr.
13	B.J. Bailey	LHP	^*Sr.
96	Talan Bell	LHP/OF	Fr.
32	Brendon Bennett	LHP	Fr.
27	Tristan Bissetta	OF	^*Jr.
93	Dion Brown	RHP	Fr.
25	Luke Brown	RHP	So.
11	Steele Burd	C	Fr.
10	Cam Cannarella	OF	Jr.
17	Jay Castellani	INF	Fr.
5	Andrew Ciufo	INF	***Sr.
37	Jackson Cole	LHP	*Fr.
40	Brodey Conn	UT	*So.
3	Jack Crighton	OF/INF	Jr.
39	Ethan Darden	LHP	Jr.
21	Jay Dillard	INF	*So.
20	Nathan Dvorsky	RHP	Jr.
41	Cannon Feazell	RHP	Fr.
49	Chance Fitzgerald	RHP	So.
16	Luke Gaffney	INF/C	*So.
15	Reed Garriss	RHP	^*Sr.
42	Michael Gillen	RHP	Jr.
48	Austin Jacobs	INF	Fr.
9	Jacob Jarrell	C	Jr.
45	Chayce Kieck	RHP	Fr.
30	Luke Kissenberth	RHP	^*Sr.
19	Aidan Knaak	RHP	So.
1	Lleyton Lackey	OF	Jr.
12	Hudson Lee	LHP	*So.
33	Justin LeGuernic	LHP	So.
6	Dominic Listi	OF	***Sr.
47	Lucas Mahlstedt	RHP	Sr.
44	Ty Marshall	C	So.
4	Tryston McCladdie	INF/OF	So.
31	Jacob McGovern	LHP	So.
36	Dane Moehler	RHP	Fr.
8	Josh Paino	INF	***Sr.
2	Hideki Prather	C	*Fr.
99	Collin Priest	INF	So.
23	Jarren Purify	INF	So.
35	Noah Samol	LHP	*So.
29	Briggs Sullivan	INF/OF	Fr.
26	Casey Tallent	RHP	*Jr.
00	Drew Titsworth	RHP	So.
18	TP Wentworth	OF/LHP	Fr.
22	Anthony Wilkie	RHP/1B	Fr.

COACHES & STAFF

Head Coach:	23 Erik Bakich (3rd season • East Carolina '00)
Assistant Head Coach:	23 Nick Schnabel (3rd season • East Carolina '03)
Pitching Coach:	11 Jimmy Belanger (3rd season • Louisville '09)
Assistant Coach:	3 Griffin Mazur (3rd season • UC Irvine '20)
Assistant AD, Sport Operations:	Brad Owens (18th season • Anderson (S.C.) '06)
Director of Player Development:	Ben Paulsen (7th season • Clemson '18)
Director of Scouting & Player Personnel:	Phil Pohl (3rd season • Clemson '12)
Director of Video & Technology:	Carter Fricks (1st season • Clemson '22)
Program Development:	Jack Leggett (27th season • Maine '76)
Athletic Trainer:	Kimberley Hill (3rd season • Colorado '96)
Strength & Conditioning Coach:	Rick Franzblau (11th season • Colgate '06)
Director of Equipment:	Mike Wilson (15th season • Clemson '02)
Graduate Managers:	Bryson Gault (5th season • Clemson '24) Chase Hughes (2nd season • Presbyterian '23) Alex Cole (1st season • Northwood '24)
Bullpen Catchers:	Joe McGowan (Jr. • Johnstown, Pa.) Mike Presbrey (Jr. • Manasquan, N.J.)
Student Managers:	Josh Davis (Sr. • Goose Creek, S.C.) Harm Graham (Sr. • Pleasant Hill, S.C.) Aaron Corbin (Sr. • College Park, Ga.)
Student Managers, Equipment:	Andrew Goodrich (Jr. • South Hero, Vt.) Nate Smith (Jr. • Lexington, S.C.) Matthew Swanenburg (So. • Newport News, Va.) Jake Huggins (Sr. • Columbia, S.C.)
Student Manager, Operations:	Shannon Hanlon (Sr. • Coronado, Calif.)

PRONUNCIATIONS

#	Name	Pronunciation
23	Erik Bakich	BACK-itch
11	Jimmy Belanger	BELL-en-juhr
96	Talan Bell	TA-lehn
5	Andrew Ciufo	CHEW-fo
41	Cannon Feazell	fuh-ZELL
9	Jacob Jarrell	JAYR-ull
45	Chayce Kieck	KICK
19	Aidan Knaak	kuh-NOCK
1	Lleyton Lackey	LAYT-ehn
33	Justin LeGuernic	leh-GUHR-nick
47	Lucas Mahlstedt	MALL-sted
3	Griffin Mazur	MAY-zuhr
23	Jarren Purify	PURE-ih-fye
35	Noah Samol	SAM-ull
23	Nick Schnabel	SHNAHB-ull

* - one redshirt; ^ - graduate; Note: Classes were not advanced for 2020 players, who all received an NCAA blanket waiver for an extra year of eligibility and redshirted in 2020.

2025 POSITION ROSTER

CATCHERS

#	Player	Pos.	B-T	Hgt	Wgt	Cl.	Exp.	Hometown	Previous School
11	Steele Burd	C	R-R	6-0	210	Fr.	HS	Hilton Head Island, S.C.	Hilton Head Christian Academy
40	Brodey Conn	UT	L-R	6-1	205	*So.	1VL	Clemson, S.C.	D.W. Daniel HS
9	Jacob Jarrell	C	R-R	6-0	205	Jr.	2VL	Florence, S.C.	P27 Academy
44	Ty Marshall	C	S-R	5-9	185	So.	1VL	Cayce, S.C.	Brookland-Cayce HS
2	Hideki Prather	C	R-R	5-10	195	*Fr.	RS	Oakland, Calif.	Campolindo HS

* - one redshirt; Note: Classes were not advanced for 2020 players, who all received an NCAA blanket waiver for an extra year of eligibility and redshirted in 2020.

INFIELDERS

#	Player	Pos.	B-T	Hgt	Wgt	Cl.	Exp.	Hometown	Previous School
17	Josh Castellani	INF	L-R	6-4	210	Fr.	HS	St. Petersburg, Fla.	Hollins HS
5	Andrew Ciufo	INF	R-R	6-0	200	^^*Sr.	1VL	Medford, N.Y.	Georgetown University
21	Jay Dillard	INF	R-R	5-9	175	*So.	1VL	Anderson, S.C.	T.L. Hanna HS
16	Luke Gaffney	INF/C	R-R	6-1	215	*So.	TR	Danville, Ky.	Purdue University
48	Austin Jacobs	INF	R-R	6-0	175	Fr.	HS	Geneva, Fla.	Hagerty HS
4	Tryston McCladdie	INF	L-R	5-10	190	So.	1VL	Harlem, Ga.	Harlem HS
8	Josh Paino	INF	R-R	5-11	200	^^*Sr.	TR	Temecula, Calif.	California Baptist University
99	Collin Priest	INF	L-R	6-3	245	So.	TR	Mount Dora, Fla.	University of Michigan
23	Jarren Purify	INF	R-R	5-10	190	So.	1VL	Detroit, Mich.	University Liggett School
29	Briggs Sullivan	INF/OF	R-R	6-1	190	Fr.	HS	Mount Pleasant, S.C.	Oceanside Collegiate Academy

* - one redshirt; ^ - graduate; Note: Classes were not advanced for 2020 players, who all received an NCAA blanket waiver for an extra year of eligibility and redshirted in 2020.

OUTFIELDERS

#	Player	Pos.	B-T	Hgt	Wgt	Cl.	Exp.	Hometown	Previous School
55	Owen Anchors	OF	L-L	6-2	190	Fr.	HS	Dunwoody, Ga.	Dunwoody HS
27	Tristan Bissetta	OF	L-L	6-1	225	^*Jr.	2VL	Greenville, S.C.	J.L. Mann HS
10	Cam Cannarella	OF	L-R	6-0	185	Jr.	2VL	Hartsville, S.C.	Hartsville HS
3	Jack Crighton	OF	R-R	6-3	200	Jr.	2VL	Rochester Hills, Mich.	Orchard Lake St. Mary's Preparatory
1	Lleyton Lackey	OF	S-L	5-6	160	Jr.	2VL	Evans, Ga.	Evans HS
6	Dominic Listi	OF	L-L	5-11	205	^^*Sr.	TR	Crystal Lake, Ill.	Indiana State University
18	TP Wentworth	OF/LHP	L-L	6-5	230	Fr.	HS	Ripon, Calif.	Central Catholic HS

* - one redshirt; ^ - graduate; Note: Classes were not advanced for 2020 players, who all received an NCAA blanket waiver for an extra year of eligibility and redshirted in 2020.

PITCHERS

#	Player	Pos.	B-T	Hgt	Wgt	Cl.	Exp.	Hometown	Previous School
24	Joe Allen	RHP	R-R	6-3	225	Jr.	2VL	Hampton Falls, N.H.	Winnacunnet HS
13	B.J. Bailey	LHP	L-L	6-3	180	^*Sr.	1VL	Woodruff, S.C.	Spartanburg Methodist College
96	Talan Bell	LHP/OF	L-L	5-10	180	Fr.	HS	Oviedo, Fla.	Hagerty HS
32	Brendon Bennett	LHP	L-L	6-1	220	Fr.	HS	Novi, Mich.	Novi HS
93	Dion Brown	RHP	R-R	5-10	145	Fr.	HS	York, S.C.	Lewisville HS
25	Luke Brown	RHP	R-R	6-7	205	So.	1VL	Apex, N.C.	Middle Creek HS
37	Jackson Cole	LHP	L-L	6-2	190	*Fr.	RS	Boiling Springs, S.C.	Boiling Springs HS
39	Ethan Darden	LHP	L-L	6-0	175	Jr.	2VL	Rock Hill, S.C.	Northwestern HS
20	Nathan Dvorsky	RHP	R-R	6-1	200	Jr.	2VL	Suwanee, Ga.	Lambert HS
41	Cannon Feazell	RHP	R-R	6-1	195	Fr.	HS	Windermere, Fla.	Windermere HS
49	Chance Fitzgerald	RHP	R-R	6-1	215	So.	1VL	Sanford, Fla.	Lake Howell HS
15	Reed Garris	RHP	R-R	6-0	215	^Sr.	3VL	Mount Pleasant, S.C.	Wando HS
42	Michael Gillen	RHP	R-R	6-2	220	Jr.	TR	Rochelle Park, N.J.	Seton Hall University
45	Chayce Kieck	RHP	R-R	6-1	185	Fr.	HS	Jacksonville, Fla.	The Bolles School
30	Luke Kissenberth	RHP	R-R	6-0	170	^*Sr.	TR	Greenville, S.C.	The Citadel
19	Aidan Knaak	RHP	R-R	6-0	205	So.	1VL	Fort Myers, Fla.	Bishop Verot Catholic HS
12	Hudson Lee	LHP	R-L	6-4	230	*So.	TR	Roebuck, S.C.	Wake Forest University
33	Justin LeGuernic	LHP	R-L	6-4	215	So.	1VL	Dix Hills, N.Y.	Half Hollow Hills HS West
47	Lucas Mahlstedt	RHP	R-R	6-3	175	Sr.	1VL	Ormond Beach, Fla.	Wofford College
31	Jacob McGovern	LHP	L-L	6-1	195	So.	1VL	Seneca, S.C.	Seneca HS
36	Dane Moehler	RHP	R-R	6-2	205	Fr.	HS	Marietta, Ga.	Walton HS
35	Noah Samol	LHP	L-L	6-7	250	*So.	RS	Mason, Ohio	Georgia Institute of Technology
26	Casey Tallent	RHP	R-R	6-0	225	*Jr.	2VL	Hartwell, Ga.	Hart County HS
00	Drew Titsworth	RHP	L-R	6-3	215	So.	1VL	Frankenmuth, Mich.	Frankenmuth HS
22	Anthony Wilkie	RHP/1B	R-R	6-5	225	Fr.	HS	Gainesville, Fla.	F.W. Buchholz HS

* - one redshirt; ^ - graduate; Note: Classes were not advanced for 2020 players, who all received an NCAA blanket waiver for an extra year of eligibility and redshirted in 2020.

PLAYERS BY STATE

SOUTH CAROLINA (16)

13	B.J. Bailey	Woodruff
27	Tristan Bissetta	Greenville
93	Dion Brown	York
11	Steele Burd	Hilton Head Island
10	Cam Cannarella	Hartsville
37	Jackson Cole	Boiling Springs
40	Brodey Conn	Clemson
39	Ethan Darden	Rock Hill
21	Jay Dillard	Anderson
15	Reed Garris	Mount Pleasant
9	Jacob Jarrell	Florence
30	Luke Kissenberth	Greenville
12	Hudson Lee	Roebuck
44	Ty Marshall	Cayce
31	Jacob McGovern	Seneca
29	Briggs Sullivan	Mount Pleasant

FLORIDA (10)

96	Talan Bell	Oviedo
17	Josh Castellani	St. Petersburg
41	Cannon Feazell	Windermere
49	Chance Fitzgerald	Sanford
48	Austin Jacobs	Geneva
45	Chayce Kieck	Jacksonville
19	Aidan Knaak	Fort Myers
47	Lucas Mahlstedt	Ormond Beach
99	Collin Priest	Mount Dora
22	Anthony Wilkie	Gainesville

GEORGIA (6)

55	Owen Anchors	Dunwoody
20	Nathan Dvorsky	Suwanee
1	Lleyton Lackey	Evans
4	Tryston McCladdie	Harlem
36	Dane Moehler	Marietta
26	Casey Tallent	Hartwell

MICHIGAN (4)

32	Brendon Bennett	Novi
3	Jack Crighton	Rochester Hills
23	Jarren Purify	Detroit
00	Drew Titsworth	Frankenmuth

CALIFORNIA (3)

8	Josh Paino	Temecula
2	Hideki Prather	Oakland
18	TP Wentworth	Ripon

NEW YORK (2)

5	Andrew Ciufo	Medford
33	Justin LeGuernic	Dix Hills

ILLINOIS (1)

6	Dominic Listi	Crystal Lake
---	---------------	--------------

KENTUCKY (1)

16	Luke Gaffney	Danville
----	--------------	----------

NEW HAMPSHIRE (1)

24	Joe Allen	Hampton Falls
----	-----------	---------------

NEW JERSEY (1)

42	Michael Gillen	Rochelle Park
----	----------------	---------------

NORTH CAROLINA (1)

25	Luke Brown	Apex
----	------------	------

OHIO (1)

35	Noah Samol	Mason
----	------------	-------

2025 OUTLOOK

The 128th edition of baseball at Clemson features two returning All-Americans from a team that totaled 44 wins for the second year in a row in 2024 and won a regional for the first time since 2010. The Tigers are looking to take the next step under Head Coach **Erik Bakich**, whose 88 wins the last two years are 11th most in the nation, by advancing to the College World Series. Clemson is ranked as high as No. 8 in the nation in the preseason by Baseball America and Perfect Game.

Nick Schnabel, **Jimmy Belanger** and **Griffin Mazur** are all in their third season as assistant coaches at Clemson, one of only six programs to total 44+ wins each of the last two years. Under the coaching staff, the program set a record for highest fall-semester GPA (3.30) in 2024.

Tiger players who accounted for 42 percent of the starts in the 2024 season return in 2025. The Tigers must replace All-American and fourth-round draft pick Blake Wright at third base and fifth-round draft pick Will Taylor in the outfield along with pitchers Austin Gordon and Tristan Smith, also top-five round draft picks. Offensive standouts Jacob Hinderleider, Alden Mathes and Jimmy Obertop must be replaced as well.

The 2025 schedule features 33 home games and a season-opening tournament at Arlington, Texas, which marks Clemson's first regular-season games outside the Eastern Time Zone since 2005. The ACC Tournament returns to Durham, N.C. for the 14th time overall and first time since 2023, when the Tigers won the tourney championship.

CATCHERS

Junior **Jacob Jarrell** (Florence, S.C.) is the only returning Tiger with significant experience as a catcher, as he made 17 starts at catcher in 2024 and hit .289 with six homers and 24 RBIs as a team co-captain and one of the strongest and hardest workers on the team.

Sophomore **Ty Marshall** (Cayce, S.C.) is the only other returning Tiger with experience at catcher, as he played six games with one start behind the plate in 2024. Sophomore **Brodey Conn** (Clemson, S.C.), who can also play in the infield and outfield, adds depth behind the plate. The Tiger football player hit a home in his first career game in 2024.

Redshirt freshman **Hideki Prather** (Oakland, Calif.) and freshman **Steele Burd** (Hilton Head Island, S.C.) are two Tigers who will provide depth at the position. Prather was a heralded recruit who missed the 2024 season due to injury, while Burd is the nephew of former Clemson great and MLB player Shane Monahan (1993-95).

INFELDERS

Two Tigers who saw significant time as starters in the middle of the infield in 2024 return in 2025. Senior **Andrew Ciufo** (Medford, N.Y.) was the starter at shortstop before he suffered a season-ending injury at midseason. He hit .280 and did not commit an error in his last 21 games. He also hit a walkoff homer to beat No. 12 South Carolina on March 2.

Sophomore **Jarren Purify** (Detroit, Mich.) took over as the starter at second base in 2024. The No. 50 sophomore in the nation in the preseason by Perfect Game hit .248 with 28 RBIs and a team-tying-high 11 steals.

CATCHERS

#	Player	B-T	Cl.	BA	HR	RBI
11	Steele Burd	R-R	Fr.	-----	--	--
40	Brodey Conn	L-R	*So.	.333	1	1
16	Luke Gaffney	R-R	*So.	-----	--	--
9	Jacob Jarrell	R-R	Jr.	.289	6	24
44	Ty Marshall	S-R	So.	.000	0	0
2	Hideki Prather	R-R	*Fr.	-----	--	--

* - one redshirt; Note: Classes were not advanced for 2020 players, who all received an NCAA blanket waiver for an extra year of eligibility and redshirted in 2020; stats are from the 2024 season at Clemson.

PRESEASON POLLS

BA	D1	PG	School	2024 W-L
1	1	1	Texas A&M	53-15
5	2	3	Virginia	46-17
2	3	2	LSU	43-23
3	4	5	Tennessee	60-13
4	5	13	Arkansas	44-16
12	6	19	North Carolina	48-16
9	7	10	Oregon State	45-16
11	8	4	Georgia	43-17
6	9	6	Florida State	49-17
7	10	11	Florida	36-30
10	11	9	Duke	40-20
19	12	14	Oregon	40-20
16	13	---	NC State	38-23
17	14	16	Wake Forest	38-22
8	15	8	Clemson	44-16
15	16	15	Vanderbilt	38-23
13	17	25	Oklahoma State	42-19
18	18	---	Mississippi State	40-23
14	19	7	Texas	36-24
21	20	17	DBU	45-15
22	21	12	Arizona	36-23
23	22	24	UC Santa Barbara	44-14
---	23	18	TCU	33-21
---	24	---	Nebraska	40-22
---	25	---	Troy	37-22
20	---	---	Kentucky	46-16
---	---	20	Oklahoma	40-21
---	---	21	West Virginia	36-24
---	---	22	Auburn	27-26
---	---	23	Coastal Carolina	36-25
24	---	---	UC Irvine	45-14
25	---	---	Indiana	33-26-1

Sophomore **Tryston McCladdie** (Harlem, Ga.) will compete for a starting spot after showing promise late in the 2024 season, when he led the team in games off the bench (13). Sophomore **Jay Dillard** (Anderson, S.C.) is another returner who will compete on the infield.

Sophomore **Luke Gaffney** (Danville, Ky.), who transferred from Purdue and can also contribute behind the plate, is a candidate to start on the infield. He is the No. 30 transfer in the nation by Baseball America and was the Big Ten Conference Freshman-of-the-Year in 2024, when he hit .359 with 13 homers and 64 RBIs.

INFELDERS

#	Player	B-T	Cl.	BA	HR	RBI
17	Josh Castellani	L-R	Fr.	-----	--	--
5	Andrew Ciufo	R-R	^**Sr.	.280	2	16
40	Brodey Conn	L-R	*So.	.333	1	1
21	Jay Dillard	R-R	*So.	.000	0	0
16	Luke Gaffney	R-R	*So.	-----	--	--
48	Austin Jacobs	R-R	Fr.	-----	--	--
4	Tryston McCladdie	L-R	So.	.235	0	3
8	Josh Paino	R-R	^**Sr.	-----	--	--
99	Collin Priest	L-R	So.	-----	--	--
23	Jarren Purify	R-R	So.	.248	3	28
29	Briggs Sullivan	R-R	Fr.	-----	--	--
22	Anthony Wilkie	R-R	Fr.	-----	--	--

* - one redshirt; ^ - graduate; Note: Classes were not advanced for 2020 players, who all received an NCAA blanket waiver for an extra year of eligibility and redshirted in 2020; stats are from the 2024 season at Clemson.

Another sophomore, **Collin Priest** (Mount Dora, Fla.), is a transfer from Michigan who showed his power potential in the fall. The No. 74 sophomore in the nation in the preseason by Perfect Game was an All-Big Ten Conference Freshman selection who hit .279 with 11 homers and a .445 on-base percentage in 2024.

Senior **Josh Paino** (Temecula, Calif.) played three seasons at California Baptist, as he hit .278 with 89 RBIs and 23 steals in 166 games. He showed his strong defensive abilities in the fall.

Three freshmen will compete for playing time on the infield in 2025. **Josh Castellani** (St. Petersburg, Fla.) was a top-50 player in Florida by Perfect Game, while **Austin Jacobs** (Geneva, Fla.) was a top-10 shortstop in Florida by Perfect Game. **Briggs Sullivan** (Mount Pleasant, S.C.), who can also play in the outfield, was the No. 2 shortstop in South Carolina by Perfect Game.

OUTFIELDERS

Junior **Cam Cannarella** (Hartsville, S.C.) returns in center field as one of the best offensive and defensive players in the nation in 2025. The 2024 All-American is a career .363 hitter with 18 homers, 107 RBIs and 24 stolen bases in 117 games. He is the No. 4 college



JUNIOR OUTFIELDER CAM CANNARELLA WAS AN ALL-AMERICAN IN 2024.



2025 OUTLOOK

OUTFIELDERS

#	Player	B-T	Cl.	BA	HR	RBI
55	Owen Anchors	L-L	Fr.	----	--	--
96	Talan Bell	L-L	Fr.	----	--	--
27	Tristan Bissetta	L-L	^*Jr.	.298	7	34
10	Cam Cannarella	L-R	Jr.	.337	11	60
40	Brodey Conn	L-R	*So.	.333	1	1
3	Jack Crighton	R-R	Jr.	.313	0	12
1	Lleyton Lackey	S-L	Jr.	.000	0	0
6	Dominic Listi	L-L	^**Sr.	----	--	--
29	Briggs Sullivan	R-R	Fr.	----	--	--
18	TP Wentworth	L-L	Fr.	----	--	--

* - one redshirt; ^ - graduate; Note: Classes were not advanced for 2020 players, who all received an NCAA blanket waiver for an extra year of eligibility and redshirted in 2020; stats are from the 2024 season at Clemson.

prospect for the 2025 draft in the preseason according to D1Baseball.

Junior **Tristan Bissetta** (Greenville, S.C.) burst onto the scene in 2024 as a primary starter in left field. He hit .298 with seven homers and 34 RBIs in 44 games and is one of the team's strongest players. He graduated in only three years with a degree in financial management.

Junior **Jack Crighton** (Rochester Hills, Mich.) is the other returning outfielder with starting experience. He is a career .286 hitter in 74 games. He hit .313 with 12 multiple-hit games in 40 contests (30 starts) in 2024.

Junior **Lleyton Lackey** (Evans, Ga.) will provide depth in the outfield, as he has played 16 games over two seasons in the program.

The Tigers have three newcomers in the outfield, led by senior **Dominic Listi** (Crystal Lake, Ill.). He hit .324 with a .464 on-base percentage in 59 games in his lone season at Indiana State in 2024.

Freshmen **TP Wentworth** (Ripon, Calif.) and **Owen Anchors** (Dunwoody, Ga.) will compete for playing time in the outfield. Wentworth, who will also compete for innings on the mound, was the No. 151 high school player in the nation by Perfect Game. Anchors was the No. 5 outfielder in Georgia by Perfect Game.

PITCHERS

The leader of Clemson's pitching staff is sophomore righthander **Aidan Knaak** (Fort Myers, Fla.), who had one of the best seasons by a Tiger freshman pitcher in history in 2024. The No. 22 sophomore in the nation in the preseason by Perfect Game was 5-1 with a 3.35 ERA and 108 strikeouts against 29 walks in 2024, when he was named National Freshman Pitcher-of-the-Year by NCBWA along with earning All-America and First-Team All-ACC honors.

Junior lefty **Ethan Darden** (Rock Hill, S.C.) is Clemson's most-experienced pitcher. He has pitched 122.0 innings in his first two seasons as both a starter and reliever.

Another experienced pitcher, senior righthander **Lucas Mahlstedt** (Ormond Beach, Fla.), had a 4-1 record, one save and a 4.72 ERA in a team-high 28 relief appearances in 2024.

One of the staff's leaders is senior righthander **Reed Garris** (Mount Pleasant, S.C.). In his two seasons as a pitcher, he is 6-1 with a 3.67 ERA, .201 opponents' batting average and 64 strikeouts against 19 walks in 54.0 innings pitched over 47 relief appearances.

Junior righty **Joe Allen** (Hampton Falls, N.H.) is 4-0 with one save and a 4.99 ERA in 52.1 innings pitched over 29 appearances (four starts) in his career. Another junior righthander, **Casey Tallent** (Hartwell, Ga.), will compete for innings in 2025. Tallent saw significant action in his first two years, but missed the 2024 season due to injury.

Sophomore lefthander **Jacob McGovern** (Seneca, S.C.) came on late in the 2024 season to become one of the team's best relievers. He was 3-0 with a 1.96 ERA and .194 opponents' batting average in 18.1 innings pitched over 11 relief appearances.

SOPHOMORE AIDAN KNAAK WAS AN ALL-AMERICAN IN 2024.



Junior righthander **Nathan Dvorsky** (Suwanee, Ga.) also had a successful season on the mound in limited action in 2024. He did not allow a hit or run in 3.2 innings pitched. Senior lefty **B.J. Bailey** (Woodruff, S.C.) provided valuable innings in 2023 before missing all of 2024 due to injury.

Two more lefthanders, sophomores **Justin LeGuernic** (Dix Hills, N.Y.) and **Noah Samol** (Mason, Ohio), showed promise in the fall and will factor in the bullpen in 2025. LeGuernic was the No. 68 sophomore in the nation in

the preseason by Perfect Game, while Samol missed the 2024 season due to injury.

Three sophomore righthanders will be counted on in 2025. **Drew Titsworth** (Frankenmuth, Mich.) was 4-0 with a 3.15 ERA and .133 opponents' batting average in 19 relief appearances in 2024.

Chance Fitzgerald (Sanford, Fla.) made most of his 2024 appearances in the second half of the season, while **Luke Brown** (Apex, N.C.) made only one appearance in 2024. Redshirt freshman lefthander **Jackson Cole** (Boiling Springs, S.C.) will compete for innings as well.

Three transfers joined the pitching staff in 2025, including righthanders **Michael Gillen** (Rochelle Park, N.J.), a junior, and **Luke Kissenberth** (Greenville, S.C.), a senior. Gillen, a candidate to start on the mound and the No. 68 transfer in the nation by D1Baseball, pitched two seasons at Seton Hall, where he was 5-1 with four saves, a 1.51 ERA, .225 opponents' batting average and 70 strikeouts against 19 walks in 65.2 innings pitched over 37 relief outings. Kissenberth pitched three seasons at The Citadel, where he made 31 appearances.

Sophomore lefthander **Hudson Lee** (Roebuck, S.C.) is another transfer who will compete for innings on the mound. He saw limited action at Wake Forest.

Seven freshmen, two lefthanders and five righthanders, will add depth to the pitching staff in 2025. Lefties **Talan Bell** (Oviedo, Fla.), who can also play in the outfield, and **Brendon Bennett** (Novi, Mich.) were both national prospects. Bell was named the No. 15 freshman in the nation in the preseason by Baseball America. Bennett was the No. 5 player in Michigan by Perfect Game.

Dion Brown (York, S.C.), **Cannon Feazell** (Windermere, Fla.), **Chayce Kieck** (Jacksonville, Fla.), **Dane Moehler** (Marietta, Ga.) and **Anthony Wilkie** (Gainesville, Fla.), who can also play at first base, are freshman righthanders who showed strong arms in the fall.

Kieck, Moehler and Wilkie were all top-500 high school players in the nation by Perfect Game. Brown was the No. 16 high school player in South Carolina by Perfect Game, while Feazell was the No. 87 righty in Florida by Perfect Game.

PITCHERS

#	Player	T	Cl.	ERA	W-L	SV	IP
24	Joe Allen	R	Jr.	6.35	1-0	0	22.2
13	B.J. Bailey	L	^*Sr.	----	----	----	----
96	Talan Bell	L	Fr.	----	--	--	----
32	Brendon Bennett	L	Fr.	----	----	--	----
93	Dion Brown	R	Fr.	----	----	--	----
25	Luke Brown	R	So.	9.00	0-0	0	1.0
37	Jackson Cole	L	*Fr.	----	----	--	----
39	Ethan Darden	L	Jr.	5.13	5-5	0	66.2
20	Nathan Dvorsky	R	Jr.	0.00	0-0	0	3.2
41	Cannon Feazell	R	Fr.	----	----	--	----
49	Chance Fitzgerald	R	So.	6.75	0-1	0	5.1
15	Reed Garris	R	^Sr.	5.55	2-1	0	24.1
42	Michael Gillen	R	Jr.	----	----	--	----
45	Chayce Kieck	R	Fr.	----	----	--	----
30	Luke Kissenberth	R	^*Sr.	----	----	--	----
19	Aidan Knaak	R	So.	5-1	3.35	0	83.1
12	Hudson Lee	L	*So.	----	----	--	----
33	Justin LeGuernic	L	So.	6.75	0-1	0	6.2
47	Lucas Mahlstedt	R	Sr.	4.72	4-1	1	53.1
31	Jacob McGovern	L	So.	1.96	3-0	0	18.1
36	Dane Moehler	R	Fr.	----	----	--	----
35	Noah Samol	L	*So.	----	----	--	----
26	Casey Tallent	R	*Jr.	----	----	--	----
00	Drew Titsworth	R	So.	3.15	4-0	0	20.0
18	TP Wentworth	L	Fr.	----	----	--	----
22	Anthony Wilkie	R	Fr.	----	----	--	----

* - one redshirt; ^ - graduate; Note: Classes were not advanced for 2020 players, who all received an NCAA blanket waiver for an extra year of eligibility and redshirted in 2020; stats are from the 2024 season at Clemson.

2025 QUICK FACTS

GENERAL INFORMATION

Institution	Clemson University
Nickname	Tigers
Location	Clemson, SC 29633
Colors	Tiger Orange & Regalia
Founded	1889
Enrollment	28,747
President	Dr. James P. Clements (UMBC '85)
Director of Athletics	Graham Neff (Georgia Tech '06) Office Phone - 864-656-1935 Email - neffg@clemsun.edu
Conference (Division)	Atlantic Coast Conference
Stadium (Capacity)	Doug Kingsmore Stadium (Natural Grass) (6,272)
Field Dimensions	LL - 310, LC - 360, C - 390, RC - 365, RL - 320
Ticket Office Phone Number	864-656-2118 or 1-800-CLEMSON

BASEBALL STAFF

Head Coach	Erik Bakich (East Carolina '00)
Record at Clemson	88-35 (2 seasons)
Overall Record	486-349-1 (15 seasons)
Best Time to Contact Bakich	Weekday Mornings
Assistant Head Coach & Recruiting Coordinator	Nick Schnabel (East Carolina '03)
Pitching Coach	Jimmy Belanger (Louisville '09)
Assistant Coach	Griffin Mazur (UC Irvine '20)
Assistant Athletic Director, Sport Operations	Brad Owens (Anderson (S.C.) '06) Office Phone - 864-656-1691 Email - owens4@clemsun.edu
Director of Player Development	Ben Paulsen (Clemson '18)
Director of Scouting & Player Personnel	Phil Pohl (Clemson '12)
Director of Video & Technology	Carter Fricks (Clemson '22)
Program Development	Jack Leggett (Maine '76)
Athletic Trainer	Kimberly Hill (Colorado '96)
Strength & Conditioning Coach	Rick Franzblau (Colgate '06)
Director of Equipment	Mike Wilson (Clemson '02)
Executive Senior Associate Athletic Director/Strategy & Administration	Kyle Young (Clemson '02) Office Phone - 864-656-1989 Email - kmyoung@clemsun.edu

ATHLETIC COMMUNICATIONS INFORMATION

Mailing Address	P.O. Box 31; Clemson, SC 29633
Overnight Address	Jervey Athletic Center; 100 Perimeter Road; Clemson, SC 29633
Website	ClemsonTigers.com
X/Instagram/Facebook	@ClemsonBaseball
Senior Associate Athletic Director/Director of Athletic Communications	Jeff Kallin (Clemson '07) Office Phone - 864-656-1920 Cell Phone - 508-944-3859 Email - kallin@clemsun.edu
Associate Athletic Director/Football Communications & Strategic Initiatives	Ross Taylor (Missouri '10) Office Phone - 864-656-9767 Cell Phone - 972-741-7778 Email - rt5@clemsun.edu
Senior Associate Director of Athletic Communications & Baseball Contact	Brian Hennessy (Clemson '98) Cell Phone - 864-986-9046 Email - bhennes@clemsun.edu
Associate Director of Athletic Communications	Ben Winterrowd (Western Illinois '11) Email - winter@clemsun.edu
Associate Director of Athletic Communications	Chandler Simpson (Clemson '10) Email - mcsimp2@clemsun.edu
Assistant Director of Athletic Communications	Valerie Johnson (Central Michigan '18) Email - vjohns4@clemsun.edu
Assistant Director of Athletic Communications	Austin Christensen (Weber State '99) Email - achri22@clemsun.edu

2025 TEAM INFORMATION

Lettermen Returning	24
Lettermen Lost	17
2024 Starting Position Players Returning (4)	Tristan Bissetta (LF), Cam Cannarella (CF), Andrew Ciuffo (SS), Jarren Purify (2B)
2024 Starting Position Players Lost (5)	Jacob Hinderleider (1B), Alden Mathes (RF), Nolan Nawrocki (DH), Jimmy Obertop (C), Blake Wright (3B)
2024 Starting Pitchers Returning (2)	Ethan Darden (L), Aidan Knaak (R)
2024 Starting Pitchers Lost (2)	Billy Barlow (R), Tristan Smith (L)
2024 All-Americans Returning (2)	Cam Cannarella (OF), Aidan Knaak (SP)
2024 All-Americans Lost (1)	Blake Wright (INF)
2024 All-ACC Players Returning (2)	Cam Cannarella (OF), Aidan Knaak (SP)
2024 All-ACC Players Lost (1)	Blake Wright (2B)

RETURNING LEADERS

Batting Average	Cam Cannarella (.337)
Games	Cam Cannarella (58)
Runs	Cam Cannarella (58)
Hits	Cam Cannarella (83)
Doubles	Cam Cannarella (16)
Triples	Cam Cannarella (3)
Home Runs	Cam Cannarella (11)
RBIs	Cam Cannarella (60)
Stolen Bases	Jarren Purify (11)
ERA	Drew Tittsworth (3.15)
Wins	Ethan Darden, Aidan Knaak (5)

Appearances	Lucas Mahlstedt (28)
Saves	Lucas Mahlstedt (1)
Innings Pitched	Aidan Knaak (83.1)
Strikeouts	Aidan Knaak (108)

2024 REVIEW

Record	44-16 Overall, 30-8 Home, 10-7 Away, 4-1 Neutral
ACC Regular-Season Record (Finish)	20-10 (1st (Atlantic))
ACC Tournament Record (Finish)	1-1 (T-5th)
NCAA Tournament Record	3-2 (3-0 Clemson Regional, 0-2 Clemson Super Regional)
Best Final Ranking	No. 9 D1Baseball, NCBWA, Perfect Game, USA Today
Best Weekly Ranking	No. 2 by Baseball America, Perfect Game (March 25); No. 2 by Baseball America, D1Baseball, NCBWA, Perfect Game, USA Today (April 1,8); No. 2 by D1Baseball (May 6)

Record vs. Top-25 Ranked Teams	7-7
--------------------------------	-----

2024 TOP-25 NCAA STAT FINISHES

Team/Player	Category	Stat	Rank
Clemson	Wins	44	T-12
Clemson	Winning %	73.3	T-13
Clemson	Home Runs	109	21
Clemson	Hits	627	22
Clemson	HR/Game	1.82	25
Clemson	WHIP	1.38	25
Austin Gordon	Saves	11	T-6
Blake Wright	Sacrifice Flies	7	T-17
Blake Wright	RBIs	75	T-20



TRISTAN BISSETTA IS ONE OF TWO RETURNING STARTING OUTFIELDERS FOR THE TIGERS IN 2025.

GLOSSARY

ADKINS, RUSTY

Former Clemson great and infielder Rusty Adkins had his jersey retired and was inducted into the Clemson Baseball Ring of Honor during ceremonies prior to the Florida State game on April 24, 1998. Adkins was the first three-time All-American in Tiger baseball history, as he wore #3 from 1965-67.

Adkins hit safely in 41 consecutive games over two seasons, still tied for the eighth-longest streak in NCAA history and longest in both ACC and Tiger history. He had to go to his last at-bat to get a hit just three times. In 23 of the games, he had at least two hits. He was 74-for-169 (.438) during the streak that lasted from April 10, 1965 to May 17, 1966.

The versatile player of the wooden-bat era hit .444 as a sophomore, a record (minimum 100 at-bats) that lasted until 2002, when national player-of-the-year Khalil Greene batted .470. Adkins hit .379 in his career, an ACC record for the wooden-bat era. He earned his degree from Clemson in industrial management in 1967 and later earned a master's degree from the Clemson-Furman MBA program in 1972. He is also a member of the state of South Carolina Athletic Hall of Fame.

In 2002, Adkins was named to the ACC's 50-Year Anniversary team, the second-oldest Clemson athlete in any sport selected. He was also inducted into the National College Baseball Hall of Fame in 2021. Citing his age is a compliment to Adkins, as it shows how his accomplishments have stood the test of time.

LONGEST DIVISION I HITTING STREAKS

Rk	Player	School	Year(s)	HS
1.	Robin Ventura	Oklahoma State	1987	58
2.	Garrett Wittels	FIU	2010	56
3.	Phil Stephenson	Wichita State	1981	47
	Kenton Parmley	Southeast Missouri State	2011-12	47
	Jonah Cox	Oral Roberts	2023	47
6.	Roger Schmuck	Arizona State	1971	45
7.	Chuck Abbott	Austin Peay	1996	42
8.	Rusty Adkins	Clemson	1965-66	41
	Todd Nace	Southern Mississippi	1989-90	41
	Michael Campo	Penn State	2000	41
	Jarod Berggren	Northern Colorado	2010	41

ALL-STAR GAME MVP

The most impressive performance in a professional league all-star game in any sport by a former Tiger athlete was achieved on July 8, 1958. Pitching in his home stadium in Baltimore for the American League, former Tiger Billy O'Dell faced nine National League batters and retired all nine over the last three innings, helping the American League to a 4-3 win.

The list of players O'Dell retired included five future hall of fame players, Willie Mays, Stan Musial, Hank Aaron, Ernie Banks and Bill Mazeroski. He struck out two and allowed just one ball hit out of the infield. While Major League Baseball did not recognize an All-Star Game MVP until 1962, O'Dell was presented an MVP trophy that was sponsored by a local newspaper.

O'Dell pitched 13 years (1954,56-67) in the majors. His best year was in 1962, when he had a 19-14 record, 195 strikeouts and 20 complete games for the Giants. Only Warren Spahn had more complete games among National Leaguers. O'Dell was also fifth in the National League in strikeouts. Three of the pitchers ahead of him were Sandy Koufax, Don Drysdale and Bob Gibson.

O'Dell started Game 1 of the 1962 World Series against the Yankees and Whitey Ford. He lost that game, but he did record a save in Game 4.

BATTERS O'DELL RETIRED IN THE 1958 ALL-STAR GAME

Player	Play
Johnny Logan	L-9
Willie Mays	6-3
Lee Walls	4-3
Stan Musial	6-3
Hank Aaron	6-3
Ernie Banks	K
Frank Thomas	P-2
Bill Mazeroski	K
Del Crandall	P-4

ATTENDANCE

Clemson has been outstanding at Doug Kingsmore Stadium. Since it opened in 1970, the Tigers are 443-158 in ACC regular-season games, a 73.7 winning percentage, and 1323-381 overall, a 77.6 winning percentage. That is 1,704 games played at Doug Kingsmore Stadium entering the 2025 season.

The success can be attributed in part to the tremendous fan support from Tiger faithful. Clemson has finished each of the last 31 seasons in the top 20 in the nation in average home attendance. Clemson was No. 12 in the nation and No. 1 in the ACC in the 2024 season with an average of 5,060 fans for its 35 home dates, setting a school record.

The Tiger single-game attendance record was set on Sunday, March 6, 2022 against South Carolina. The attendance that afternoon that saw Clemson defeat the Gamecocks 5-2 and finish off the series sweep was 6,636.

To order season tickets, which includes a reserved seat and the right to reserve the seat if the Tigers host an NCAA Regional

and/or NCAA Super Regional, call 1-800-CLEMSON or log on to ClemsonTigers.com.

BOB BRADLEY AWARD

For the 25th year in a row, the Tiger MVP of the 2025 Clemson vs. South Carolina series receives the Bob Bradley Award. South Carolina's top player is presented the Tom Price Award. The presentation is made after the final regular-season meeting.

Both Bradley and Price had a tremendous positive influence on the programs at Clemson and South Carolina as the school's sports information directors. Bradley passed away on Oct. 30, 2000. He served as the Tigers' baseball athletic communications director for 45 years and still served as Clemson's official scorer for most of 2000. He was inducted into Clemson's prestigious Ring of Honor in 2005. Price passed away on Feb. 1, 2008 at the age of 81 after 45 years of service to the Gamecock program.

The 2024 Bob Bradley Award winner was Andrew Ciuffo, who was 4-for-10 (.400) in the two games, including a walkoff homer in the neutral-site game in Columbia.

BOB BRADLEY AWARD & TOM PRICE AWARD WINNERS

Year	Bob Bradley Award	Tom Price Award
2001	Jeff Baker, 3B	Drew Meyer, SS
2002	Michael Johnson, 1B	Yaron Peters, 1B
2003	Michael Johnson, 1B	Aaron Rawl, RHP
2004	Herman Demmink, 2B	Steve Pearce, 3B
2005	Tyler Colvin, OF	Steve Pearce, 3B
2006	Daniel Moskos, LHP	Neil Giesler, 1B
2007	Wilson Boyd, OF	Justin Smoak, 1B
2008	Wilson Boyd, OF	Nick Godwin, RHP
2009	Kyle Parker, OF	DeAngelo Mack, OF
2010	Chris Epps, OF	Jackie Bradley Jr., OF
2011	Spencer Kieboom, C	Jake Williams, DH
2012	Richie Shaffer, 3B	Adam Matthews, OF
2013	Clate Schmidt, RHP	Jordan Montgomery, LHP
2014	Tyler Staton, OF	Grayson Greiner, C
2015	Brody Koerner, RHP	Jack Wynkoop, LHP
2016	Chase Pinder, OF	Clarke Schmidt, RHP
2017	Seth Beer, OF	TJ Hopkins, OF
2018	Logan Davidson, SS	Adam Hill, RHP
2019	Sam Hall, OF/INF	TJ Hopkins, OF
2020	Sam Weatherly, LHP	Andrew Eyster, OF
2021	James Parker, SS	Andrew Eyster, OF
2022	Bryar Hawkins, 1B	Will Sanders, RHP
2023	Cam Cannarella, OF	Talmadge LeCroy, 3B
2024	Andrew Ciuffo, SS	Dylan Brewer, OF

BUSH, GEORGE

Not the 43rd United States president, but the 41st president played baseball against Clemson. During the 1947 NCAA Tournament, the Tigers traveled to Yale for an Elite Eight game against the Bulldogs and first-baseman George Bush. Bush went 1-for-4 that day in helping Yale to a 7-3 victory, allowing the Bulldogs to advance to the College World Series (then only four teams). It ended Clemson's Southern Conference championship season with a 24-5 record. Years later when he came to Clemson to speak, Sports Information Director Bob Bradley presented Bush with a laminated and framed copy of the scorebook from that game.

CANNON, DANNY

A popular Clemson baseball tradition that began in the late 1990s was the singing of "Take Me Out to the Ballgame" during the "Seventh-Inning Stretch." The singer of this popular baseball tune is Danny Cannon, Clemson's version of Harry Caray.

Cannon is a fan favorite who worked in many capacities at Clemson. He was an assistant manager for day-to-day operations in the Tigers' athletic facilities, a job he held for 25 years. He lent a helping hand in whatever needed to be done.

The 68-year-old, die-hard Tiger fan boisterously cheers on Clemson from his perch above the first-base dugout during the game. However, his highlight of each game is when he grabs the microphone and gives it all for his unique rendition of "Take Me Out to the Ballgame."

Cannon, who is retired from the Army after driving tanks among other duties for 20 years, resumed his cleanup role after each game. He stayed long after each fan went home to ensure that Doug Kingsmore Stadium was ready for the next home game.

CHAPMAN, TOMMY

Atlanta resident Thomas F. Chapman, retired chairman and CEO of Equifax, Inc., gave Clemson University \$2 million to form a leadership program in the College of Business & Behavioral Science and to expand and enhance Doug Kingsmore Stadium.

One-million dollars of the gift supports the Thomas F. Chapman Leadership Scholars Program and \$1 million was used to build the Thomas F. Chapman Grandstands, adding 1,000 seats to Clemson's baseball stadium.

As a student-athlete, Chapman received an IPTAY scholarship that funded his Clemson education.

"I believe in paying back what is given to you," he said. "My athletic scholarship provided me an outstanding college experience and a future career in professional baseball upon graduation, as well as a quality education."

Chapman graduated from Clemson with an economics degree in 1965. He was a two-time All-ACC pitcher, including a first-team pick in 1965 when he led the ACC in strikeouts (100). In his three years at Clemson, he was 12-7 with a 3.12 ERA.

Upon graduation, he became the first Tiger to be selected in the major league draft when he was taken by the Philadelphia Phillies in 1965. He played professional baseball until April 1968, when he was called to active military service.

Additional seating was the top need for students and season ticketholders. The Thomas F. Chapman Grandstands, completed prior to the 2010 season, added 500 seats for students. An additional 500 seats are available for season ticketholders.

CONFERENCE

Clemson is a member of the Atlantic Coast Conference. The Tigers were charter members of the league, which started in the 1953-54 academic year. Clemson was in the Southern Conference from 1921-53. The Tigers were in the Southern Intercollegiate Athletic Association before then and has been a charter member of every conference with which it has been affiliated.

Clemson has won the ACC regular-season title 22 times in 69 years, more than any other school. The Tigers have also won a league-record 11 tourney titles and have been to the finals 23 times, also a league-high. Overall, Clemson has been the declared ACC champion 16 times, again more than any other school.

Competition in the ACC took a step up in 2005, when Miami (Fla.) and Virginia Tech were added to the conference. Then in 2006, Boston College joined the league as the 12th member.

Pittsburgh and Syracuse joined the ACC for the 2014 season, but Syracuse does not field baseball as a Division I sport. Maryland decided to leave the ACC in 2014, while Louisville took its place for its first baseball season in 2015. Notre Dame also joined the ACC for all sports except football in the 2013-14 academic year.

Starting in the 2025 season, California and Stanford joined the ACC as baseball members. The 2025 season marks the first time since the 2005 season that the ACC is divisionless.

In 2025, ACC members play 30 league games, meaning each of the 16 teams do not play five other teams during the regular season. The Tigers do not face Boston College, Miami (Fla.), North Carolina, Virginia or Virginia Tech during the regular season.

EZELL, DOC

Doc Ezell threw the first no-hitter in Tiger history when he no-hit Erskine on April 15, 1913. The contest was played on Bowman Field in the heart of campus. He faced just 28 batters and struck out 12. Not only did he throw a no-hitter, he also belted a home run in the seventh inning. He is the only Tiger to throw a no-hitter and hit a home run in the same game.

One of the odd facts in Tiger history involves Erskine. Clemson's first no-hitter was thrown against the Flying Fleet and the first no-hitter against Clemson was thrown by Erskine.

FLOODED WITH MLB TIGERS

Clemson has a long history of former Tigers in the major leagues, as 72 have played in an MLB game. A total of 13 Tiger teams, from 1988 to 2018, had at least five future MLB players on its roster. The 1994, 1995, 2014 and 2015 teams hold the school record for the most future MLB players, as all four teams had seven. Every Tiger team from 1974 to 2021 had at least one future major leaguer on its roster as well.

TIGER TEAMS WITH THE MOST FUTURE MLB PLAYERS

1994 (7)	Kris Benson, Mike Holtz, Billy Koch, Shane Monahan, Ken Vining, Mark Watson, Scott Winchester
1995 (7)	Kris Benson, Billy Koch, Matthew LeCroy, Shane Monahan, Ken Vining, Mark Watson, Scott Winchester
2014 (7)	Steven Duggar, Daniel Gossett, Brody Koerner, Chris Okey, Eli White, Steve Wilkerson, Weston Wilson
2015 (7)	Charlie Barnes, Paul Campbell, Steven Duggar, Brody Koerner, Chris Okey, Eli White, Weston Wilson
2010 (6)	Mike Freeman, Spencer Kieboom, Dominic Leone, Brad Miller, Kyle Parker, Richie Shaffer
2016 (6)	Charlie Barnes, Seth Beer, Paul Campbell, Chris Okey, Eli White, Weston Wilson
2017 (6)	Charlie Barnes, Jeremy Beasley, Seth Beer, Paul Campbell, Ryan Miller, Carson Spiers
1988 (5)	Brian Barnes, Jerry Brooks, Bert Heffernan, Brian Kowitz, Mike Milchin
1993 (5)	Mike Holtz, Billy McMillon, Shane Monahan, Keith Williams, Scott Winchester
1996 (5)	Kris Benson, Billy Koch, Matthew LeCroy, Ken Vining, Matt White
2011 (5)	Spencer Kieboom, Dominic Leone, Brad Miller, Richie Shaffer, Steve Wilkerson
2012 (5)	Daniel Gossett, Spencer Kieboom, Dominic Leone, Richie Shaffer, Steve Wilkerson
2018 (5)	Seth Beer, Ryan Miller, Carson Spiers, Spencer Strider, Bryce Teodosio

GLOSSARY

GUYON, JOE

Joe Guyon was a Native American who attended Carlisle Indian School (1912,13) and was a teammate of the great Jim Thorpe. Guyon also played two years on the gridiron under Head Coach John Heisman at Georgia Tech and played on the 1917 national championship team.

Guyon had the distinction of playing both professional football and baseball, and he was also named to the National Football Foundation Hall of Fame and the NFL Hall of Fame. An injury in baseball ended his playing career. From 1928-31, Guyon was Clemson's head baseball coach. He had a 42-36-3 (.537) record in four seasons in Tigertown.

HEISMAN, JOHN

The man whose name is most recognized with college football holds a unique distinction at Clemson. Many people know that he was the head football coach for four seasons at Clemson, posting a 19-3-1 (.848) record, still the best winning percentage in Tiger history.

But he also served as the head baseball coach at Clemson from 1901-03. Heisman, who was Clemson's second baseball coach, had a record of 28-6-1 (.814). It still holds today as the best winning percentage in Tiger history. Thus, he has the winning-percentage mark in both baseball and football at Clemson.

In late 1903, Georgia Tech, who had suffered a 73-0 loss to Heisman's gridders that same season, offered the young coach \$2,250 plus 30 percent of the net gate to coach football. Unfortunately for Clemson, he accepted.

HOWARD, FRANK

Frank Howard is synonymous with Clemson football. But most people do not know that Howard was Clemson's baseball coach in 1943 and did quite well. He led the Tigers to a 12-3 record. The 80.0 winning percentage is one of the highest by any coach in Clemson baseball history.

The native of Barlow Bend, Ala., totaled 165 football wins in 30 seasons at Clemson and was inducted into the College Football Hall of Fame in 1989. He served Clemson for 65 years, including as the track & field coach from 1931-39 and athletic director from 1940-71, all the while being the school's best-known ambassador.

Howard died at the age of 86 on Jan. 26, 1996. His ability to "bring the house down" when he spoke with his homespun oratory will forever be remembered by players, coaches, sportswriters and fans alike.

IPTAY

IPTAY, started in 1934, originally standing for "I Pay Ten a Year," has a mission of supporting student-athletes of Clemson University. While the contribution levels have changed, the mission of IPTAY is still the same. These funds have a primary purpose of funding student-athlete scholarships for all varsity sports at the highest amounts allowed by the NCAA. IPTAY funds, along with leadership gifts from individual donors, have been instrumental in bringing facility projects, such as the Thomas F. Chapman Grandstands and player facility at Doug Kingsmore Stadium, to fruition.

Fans can call 864-656-2115 to reach the IPTAY Center, located at the northwest corner of Memorial Stadium.

LEGEND OF CLEMSON BASEBALL

For 36 seasons (1958-93), Bill Wilhelm led the Tiger program to 1,161 wins, making him the fifth-winningest coach in Division I history at the time of his retirement. But perhaps the most amazing stat of all is that Wilhelm never had a losing season.

Wilhelm's coaching career spanned nine United States presidents, from Dwight Eisenhower to Bill Clinton. He coached 100 players who signed professional contracts, 20 All-Americans and 88 First-Team All-ACC players.

He coached Tiger teams to six College World Series appearances and 11 ACC titles. No other ACC baseball coach has more than eight ACC championships.

Wilhelm passed away at the age of 81 on Dec. 24, 2010 in Seneca, S.C. after a lengthy illness. Up until his passing, he still came to most of the home games. Believe us, there was nothing like watching a baseball game with Wilhelm. It was like going to Fenway Park or Wrigley Field.

For his career achievements, he was inducted into the National College Baseball Hall of Fame in 2011. He became the first person associated with Clemson to be inducted into the Hall of Fame in Lubbock, Texas, which inducted its first class in 2006.

QUICKEST TO THE MAJORS

A total of 72 former Tigers have played in an MLB game, but no Tiger has gone from his last game in a Clemson uniform to playing in an MLB game quicker than lefthander Billy O'Dell.

The All-American had an 8-3 record, 0.79 ERA and 111 strikeouts in 91.1 innings pitched over 14 games (11 starts) in 1954. The last game of his final season came on May 24, 1954, and just 27 days later, he played in a game with the Orioles.

The only four Tigers to play in a college and major league game in the same calendar year were Flint Rhem (1926), O'Dell, Ty Cline (1960) and Denny Walling (1975).

FEWEST DAYS FROM CLEMSON TO THE MAJOR LEAGUES

Rk	Player	Pos.	*Last CU Game	MLB Debut	Days
1.	Billy O'Dell	P	5-24-1954	6-20-1954	27
2.	Denny Walling	OF	5-24-1975	9-7-1975	106
3.	Flint Rhem	P	5-7-1926	9-7-1926	123
4.	Ty Cline	OF	5-14-1960	9-14-1960	123
5.	John McMakin	P	5-11-1901	4-19-1902	343
6.	Khalil Greene	SS	6-21-2002	9-3-2003	439
7.	Harold Stowe	P	6-15-1959	9-30-1960	473
8.	Brian Barnes	P	5-28-1989	9-14-1990	474

* - Clemson's last game of the season

RALEIGH, N.C.

This ACC city has been the site of two of Clemson's most bizarre wins and one of the best individual performances in history. On April 7, 1979, Clemson scored 18 runs in the top of the ninth inning and defeated NC State 41-9. The 41 runs remain the most by one team in a game in ACC history.

Clemson Hall of Famer Neil Simons led the attack with three homers and a school-record-tying 10 RBIs. He belted a grand slam in the 18-run ninth inning. Robert Bonnette and Tony Masone each had five hits to pace Clemson's 27-hit attack. Every Tiger in the batting order had at least one hit, one run and one RBI. In fact, eight had at least three runs and seven had at least three RBIs.

Sixteen years and one week later (April 14, 1995), Clemson scored 11 runs in the top of the ninth inning and went on to a 17-15 win at NC State in extra innings. It is the greatest deficit overcome to gain victory in Tiger history. Clemson trailed 15-4 entering the top of the ninth inning, then plated the 11 runs to tie the score, even after the leadoff batter was retired. Clemson scored two runs in the 10th inning to gain victory. Future major leaguers Shane Monahan (three-run homer) and Matthew LeCroy (four RBIs) provided the big hits in the ninth inning. Another future major leaguer, Scott Winchester, earned the victory.

Ten years and nine days later (April 23, 2005), freshman second baseman Taylor Harbin had one of the best games by a Tiger in history. Against the Wolfpack in Raleigh, he went 5-for-5 with three home runs, eight RBIs and five runs to lead the Tigers to a 16-9 victory. The three home runs came on consecutive pitches over three at-bats. Harbin became the fifth Tiger to hit three homers in an ACC game. Three of Clemson's eight ACC occurrences have taken place at NC State's Doak Field.

Harbin added a triple and single, as he only lacked a double for the cycle. Ironically, he led the ACC in doubles in 2005. The three homers tied a school record, while his 16 total bases broke the Tiger record of 15 that was established in 1951.

REGIONAL HOSTS

The 2024 season marked the 18th time that Clemson hosted an NCAA Regional at Doug Kingsmore Stadium. The Tigers have a 54-21 record in NCAA Tournament home games, including 49 wins in the last 66 contests. One of the losses during that span came against Southern California, who defeated the Tigers 8-5 on May 23, 1998. That team went on to win the national championship.

The Tigers, who have hosted five NCAA Super Regionals, first hosted an NCAA Regional in 1980. The Tigers swept three games, including a 17-12 win over South Carolina that clinched a trip to Omaha. Clemson has celebrated a trip to Omaha by winning a regional or super regional on its home field seven times, including each of the last six times they have advanced to Omaha.

Clemson played an NCAA Tournament "play-in" game at the end of the 1954 season, but the official NCAA recordbook does not consider that to be an NCAA Tournament game. That year, the Tigers lost to Virginia Tech 11-10 in a game at Clemson, then traveled to Blacksburg two days later and lost 7-1.

CLEMSON'S REGIONAL & SUPER REGIONAL ATTENDANCES

Year	Teams	NCAA Tournament	W-L	Attendance
1980	4	Regional	3-0	11,140
1981	4	Regional	0-2	2,738
1994	6	Regional	2-2	20,708
1995	6	Regional	4-0	25,600
1996	6	Regional	4-0	20,797
1998	6	Regional	1-2	19,022
2000	4	Regional	3-0	15,770
	2	Super Regional	2-0	12,700
2001	4	Regional	3-0	16,256
2002	4	Regional	3-0	18,435
	2	Super Regional	2-1	15,953
2005	4	Regional	3-0	21,485
2006	4	Regional	3-0	26,287
	2	Super Regional	2-0	11,234
2009	4	Regional	4-1	30,073
2010	2	Super Regional	2-1	17,620
2011	4	Regional	2-2	28,123
2016	4	Regional	2-2	27,947
2017	4	Regional	3-2	28,498
2018	4	Regional	2-2	25,922
2023	4	Regional	1-2	30,915
2024	4	Regional	3-0	34,344
	2	Super Regional	0-2	12,915

SCORING IN EVERY INNING

One of the most difficult team accomplishments in baseball is to score at least one run in every inning. It has happened just seven times in Tiger history. Only once was Clemson the visiting team in a nine-inning game where it scored in all nine innings.

The first time it happened was at Clemson on May 16, 1950, when the Tigers beat South Carolina 18-9 in a nine-inning game. Clemson actually scored five runs in the second, one run in the fourth and exactly two runs in the other six innings. The Tigers accomplished the feat in a 26-0 win over South Carolina in 1960 at Clemson and in a 15-4 victory over Buffalo in 1969 at Clemson. Both of those games were seven-inning contests.

The only time Clemson accomplished the feat over nine innings in a road game took place on March 19, 1974 in a 24-2 win at Florida. That was an odd linescore, as Clemson scored seven runs in the fifth inning, 10 runs in the seventh inning and exactly one run in the other seven innings.

Clemson accomplished the feat at Duke on April 9, 1988 in a 10-3 win in seven innings. The Tigers scored in every inning against Davidson on May 17, 2011 in Clemson's 19-0 home win. However, that contest is remembered more for the rain-delay antics of the two teams, which became a YouTube sensation.

SCORING IN EVERY INNING

Date	Opponent	Inn.	W-L	Score
5-15-1950	South Carolina	9	W	18-9
4-25-1960	South Carolina	7	W	26-0
3-29-1969	Buffalo	7	W	15-4
3-19-1974	at Florida	9	W	24-2
4-9-1988	at Duke	7	W	10-3
5-17-2011	Davidson	9	W	19-0
2-26-2022 ⁽²⁾	Hartford	9	W	28-3

Note: Home games in bold.

SPEEDING UP THE GAME

When the Tigers hosted Georgia on April 3, 1962, Clemson was victorious 6-3 in a game that was completed in under two hours. The main reason for the quick game was an experimental rule put in place by the ACC to help speed up the game.

Unlike normal games, where it takes four balls for a walk and three strikes for a strikeout, it took only three balls for a walk and two strikes for a strikeout. In essence, every batter in the contest started his at-bat with a 1-1 count. It is not clear whether other games during that era had that rule in effect.

In an age when games sometimes last more than three hours, we can all wonder how that rule would impact game lengths in the 21st century.

TWO-SPORT TIGERS

Most Tiger fans are aware of Kyle Parker's prowess in two sports. On the diamond, Parker was a First-Team All-ACC player in 2008 when he should have been a senior in high school. He also reached 25 career homers in 103 games, quicker than any other Tiger in history. As a redshirt freshman on the gridiron in 2009, he quarterbacked Clemson to nine wins and was a freshman All-American thanks to passing for 2,526 yards and 20 touchdowns.

He then accomplished his most remarkable feat during the 2010 baseball season when he slugged 20 home runs, becoming the first Division I athlete in history to total 20 passing touchdowns and 20 homers in the same academic year. Parker made his major league debut with the Colorado Rockies in 2014.

But Parker is not the only Tiger baseball player who has experienced success in two sports since the 1990s. And two have even been placekickers. Matt Padgett (1996-98) was a career .318 hitter with 28 homers and 137 RBIs in 167 games, and he was also Clemson's starting placekicker in 1996. Jeff Sauve (1992-95) was a standout reliever who had an 18-7 record and 4.09 ERA in 204.2 innings pitched in his career. He was also the starting placekicker in 1995, when he was 15-20 on field goals.

Dexter McClean (1993,94), Andre Humphrey (1994), Joe Don Reames (1999), C.J. Gaddis (2004) and D.J. Reader (2013) are five more Tigers who donned two different uniforms in recent years. McClean played 90 games over two baseball seasons and helped quarterback the Tigers to a nine-win campaign in 1993 before eventually playing in the NFL as a cornerback. In his 10 years (148 games) in the NFL, McClean totaled 31 interceptions.

Will Taylor, who played wide receiver for the Tiger football team in 2021 and 2022, hit .313 with 13 homers, 69 RBIs, 109 runs, a .470 on-base percentage and 18 steals in 107 games at Clemson from 2022-24. Brodey Conn, who has been a member of the Tiger football team for three seasons (2022-24), is a redshirt sophomore on the 2025 baseball squad.

UNIFORM UNIQUENESS

Under legendary Head Coach Bill Wilhelm and up to today, Clemson has had a uniform uniqueness. The first aspect of the uniform stressed by Wilhelm was the word itself (uniform), which means "the same." Wilhelm wanted all of his players to look consistent and not have different pant lengths, different colored undershirts, etc. So he, with the help of some ideas from players and coaches, came up with "uniform" aspects that have stuck.



GLOSSARY

Wilhelm came up with the idea of wearing white shoes from Joe Lutz, who was the coach at Southern Illinois in the 1960s. Lutz was also the first to have female bat girls. Wilhelm liked those ideas, and the two have been with the Tiger program ever since.

But perhaps the most synonymous part of Tiger baseball is the long pants. Clemson was one of the first schools to wear non-wool uniforms. The Tigers wore nylon uniforms starting in 1968. This and having the long pants was done from the advice of a former major leaguer's (Rick Rickardt's) father, who was a doctor. Wilhelm read an article by Dr. Rickardt explaining how there was so much pressure being put around the upper portion of the lower leg due to wrapping rubber bands to keep players' socks from falling and having the elastic around the bottom of the pant legs.

A few years later, Bill Foley, a Tiger catcher in the mid 1970s, had just returned from a tournament in Japan. He had received a pair of long pants from Rawlings and wore them to practice one day before the 1976 season. Foley liked the nylon stretched pants and Wilhelm followed suit. Wilhelm liked how the pants did not have a zipper and how they were custom-made. He also liked that players could wear low socks and how that saved time and money from using the customary sanitary socks. Wilhelm decided to experiment with the long pants in 1978.

The jerseys were unique as well, because they did not tuck in. They were designed by Wilhelm to be worn outside and over the pants. They had a two-inch elastic band at the bottom. Wilhelm wanted to eliminate belts and did not want players to have to undo belts and tuck them in, especially after head-first slides.

Since then, Clemson has had a tradition of wearing white pants for all games, much to the chagrin of equipment managers.

WINNINGEST DIVISION I PROGRAMS

Clemson is seventh in NCAA Division I history in wins and the third most among current ACC schools with 3,039 according to the 2025 NCAA recordbook. Clemson entered its 128th season with a record of 3039-1691-30 (.642). Stanford is third with 3,108 victories, Florida State is fifth with 3,073 wins, North Carolina is sixth with 3,043 victories, Miami (Fla.) is 17th with 2,790 wins and California is 22nd with 2,757 victories.

You can stump some people with the answer to the question, "Who is the all-time leader in wins?"

The answer is the team Clemson defeated in one of the longest NCAA Tournament games in history, a 3-2 victory over Fordham that took 19 innings to complete during the 1988 NCAA Northeast Regional at New Britain, Conn. The Rams, who have been playing college baseball for 164 years (entering 2025), have an all-time record of 4605-2485-49 (.648).

WINNINGEST DIVISION I PROGRAMS


Rk	School	Years	W	L	T	Win %
1.	Fordham	164	4605	2485	49	.648
2.	Texas	128	3701	1421	31	.721
3.	Stanford	131	3108	1936	35	.615
4.	Michigan	151	3091	1834	37	.627
5.	Florida State	77	3073	1210	11	.717
6.	North Carolina	135	3043	1663	38	.645
7.	Clemson	127	3039	1691	30	.642
8.	Southern California	130	3034	1824	30	.624
9.	Arizona State	113	3033	1571	8	.658
10.	Arizona	119	3024	1653	23	.646
11.	Texas A&M	122	2913	1620	43	.641
12.	Mississippi State	135	2853	1682	28	.628
13.	Oklahoma State	113	2831	1447	6	.662
14.	Washington State	129	2822	1928	9	.594
15.	LSU	129	2816	1713	7	.622
16.	Alabama	131	2791	1758	24	.613
17.	Miami (Fla.)	80	2790	1200	18	.698
18.	South Carolina	132	2787	1686	17	.623
19.	Oklahoma	119	2771	1645	12	.627
20.	Florida	110	2770	1697	24	.619
21.	Illinois	145	2764	1806	39	.604
22.	California	133	2757	2098	21	.568
23.	Fresno State	96	2752	1691	9	.619
24.	Minnesota	136	2733	1785	25	.604
25.	Ohio State	141	2732	1834	41	.597

WINS OVER TOP-RANKED TEAMS

Clemson has defeated the No. 1 team in the nation in baseball 17 times, more than any other sport on the Tiger landscape. That list of 17 victories includes five over Florida State and four over Miami (Fla.). Only three of the 17 victories have taken place at Clemson.

The Tigers gained their 13th, 14th and 15th victories over a top-ranked team in the 2012 season when Clemson defeated No. 1 Florida State three times in four contests. Clemson topped the Seminoles twice in three games at Doug Kingsmore Stadium. Amazingly, those were Clemson's first two victories over a top-ranked team at home. The Tigers then defeated No. 1 Florida State 9-7 on Jon McGibbon's three-run walkoff home run in the ACC Tournament. Clemson has added two victories over the top-ranked team since.

Clemson's first wins in history over the No. 1 team in the nation in any sport took place at Miami in the 1977 NCAA Tournament on consecutive days. The Tigers downed the top-ranked Hurricanes on May 21 and May 22 to advance to the College World Series.



BILL WILHELM, WHO TOTALED 1,161 VICTORIES AS THE TIGER HEAD COACH (1958-93), IS A BIG REASON CLEMSON IS SEVENTH IN NCAA HISTORY WITH 3,039 WINS.

The Tigers also beat a top-ranked Hurricane team in 1986 in consecutive regular-season games at Greenville (S.C.) Municipal Stadium. The Tigers downed the Hurricanes 7-4 and 9-5, wins many believed would get Clemson into the then 40-team field. But the 42-21 Tigers were denied.

One of the more unusual circumstances surrounding the nation's No. 1 team took place in 1994. In what is one of the few times two top-ranked teams faced each other, Clemson defeated Georgia Tech twice in three games at Atlanta, Ga. The Tigers entered that series ranked No. 1 by Collegiate Baseball and USA Today, while Georgia Tech entered the series No. 1 by Baseball America.

CLEMSON BASEBALL WINS OVER TOP-RANKED TEAMS

Date	Opponent	Site	Score
5-21-1977	Miami (Fla.)	Coral Gables, Fla.	7-2
5-22-1977	Miami (Fla.)	Coral Gables, Fla.	10-9
5-10-1986	Miami (Fla.)	Greenville, S.C.	7-4
5-11-1986	Miami (Fla.)	Greenville, S.C.	9-5
5-17-1993	Georgia Tech	Greenville, S.C.	9-8
5-13-1994	Georgia Tech	Atlanta, Ga.	⁽¹⁰⁾ 9-8
5-15-1994	Georgia Tech	Atlanta, Ga.	7-4
6-4-1996	Alabama	Omaha, Neb.	14-13
4-10-1999	Florida State	Tallahassee, Fla.	8-4
4-5-2006	South Carolina	Columbia, S.C.	3-2
3-27-2010 ⁽¹⁾	Virginia	Charlottesville, Va.	8-5
6-21-2010	Arizona State	Omaha, Neb.	6-3
5-12-2012	Florida State	Clemson, S.C.	7-2
5-14-2012 ⁽¹⁾	Florida State	Clemson, S.C.	9-7
5-25-2012	Florida State	Greensboro, N.C.	9-7
4-1-2013	North Carolina	Chapel Hill, N.C.	⁽¹¹⁾ 5-4
3-21-2014	Florida State	Clemson, S.C.	9-3

Note: **Bold** denotes a home win.

WORLD SERIES CHAMPIONS & ALL-STARS

Clemson has had four different former players win MLB World Series championship rings. The first to do it was Flint Rhem, who was a member of the St. Louis Cardinals, champions of 1926 and 1931. Rhem was a pitcher who had a 20-7 record during the 1926 season, the most wins by a National League pitcher that year.

Tim Teufel was a member of the New York Mets in the 1986 season, the year they defeated the Boston Red Sox to win the World Series title. He hit .247 in 93 games for the Mets that year. Teufel played 1,073 games in his major league career.

Mark Davidson gave the Tigers a World Series Champion two years in a row when he played on the Minnesota team that won it all in 1987. Davidson played 102 games and hit .267 that season, his second year in the majors. He returned to Clemson to finish his degree in 2018, and his son, Logan, was the starting shortstop at Clemson from 2017-19.

Jimmy Key has had the most impressive World Series career of all the former Tigers. He played on the 1992 Blue Jays and the 1996 Yankees teams that won the World Series. He holds the distinction of being the only pitcher to gain the clinching win in two different World Series in the 1990s. He had a 2-0 record in the 1992 World Series, winning Game 4 and Game 6, the latter in relief. He was 3-1 with a 2.50 ERA during his World Series career.

Two former Tigers have played in the Major League All-Star Game. Billy O'Dell, a star pitcher for Clemson in the 1950s, is the only former Tiger to earn MVP honors in the All-Star Game. He earned the win and pitched 3.0 scoreless innings in the 1958 game at Baltimore, Md. He was a member of the Orioles at the time, so that was quite a special afternoon. O'Dell also played in the 1959 All-Star Game.

Key is the other former Tiger to play in an MLB All-Star Game. He was chosen four times, including 1985, his rookie year. He was also picked in 1991, 1993 and 1994. He is fourth to Brian Dawkins (9), Michael Dean Perry (6) and DeAndre Hopkins (5) in Clemson athletic history in all-star game selections at the professional level.

Spencer Strider was selected to the 2023 MLB All-Star Game, but did not pitch in the game. Strider was 20-5 with a 3.86 ERA and 281 strikeouts against 58 walks in 186.2 innings pitched over 32 starts with the Atlanta Braves in 2023. He led the majors in wins and strikeouts.

HEAD COACH ERIK BAKICH



ERIK BAKICH

23

- HEAD COACH
- 3RD SEASON AS HEAD COACH AT CLEMSON
- 16TH SEASON OVERALL AS A HEAD COACH
- EAST CAROLINA '00

Erik Bakich has made an immediate impact as Clemson's 28th head coach. In just two seasons at Clemson, he has directed the Tigers to 88 victories, 11th most in the nation. Under Bakich (pronounced BACK-itch), Clemson was one of only six programs to total 44+ wins in both 2023 and 2024.

Bakich led the Tigers to a regional host season in 2023 and 2024, one of only five schools in the nation that could make the claim. His 68.2 winning percentage against ACC teams since 2023 is highest among ACC members.

Bakich has coached five All-Americans in his two seasons at Clemson, including at least two All-Americans in both seasons. A total of eight Tigers were drafted in 2023 and 2024, and three Tigers signed as a free agent as well.

In 15 seasons as a head coach, three at Maryland, 10 at Michigan and two at Clemson, Bakich has a 486-

THE BAKICH FILE

Full Name: Erik Michael Bakich
Born: Nov. 27, 1977 in San Jose, Calif.
Education: Bachelor's degree in exercise & sports science at East Carolina (2000).
Playing Experience: Two-year letterman at San Jose (Calif.) City College (1997,98) ... two-year letterman at East Carolina (1999,00).
Coaching Experience: Volunteer assistant coach at Clemson (2002) ... assistant coach/recruiting coordinator at Vanderbilt (2003-09) ... head coach at Maryland (2010-12) ... head coach at Michigan (2013-22) ... head coach at Clemson (2023-25).
Family: Wife, Jiffy ... sons, Colt and Beau ... daughter, Tempie.

349-1 record, with winning seasons in each of his last 13 years as a head coach. He also has led teams to the NCAA Tournament each of the last four seasons and



seven of the last nine years there has been an NCAA Tournament.

The 2024 Tigers had a 44-16 record and finished ranked as high as No. 9 in the nation, their best finish since 2010. Clemson was ranked in the top 10 in every poll in 2024, a first since 2006. The Tigers captured their first regional title since 2010 by winning the Clemson Regional with a 3-0 record and hosted the Clemson Super Regional. The program also set an attendance record with 5,060 fans per home date.

Clemson amassed a 20-10 ACC regular-season record for the second year in a row. Bakich joined former Tiger Head Coach Jack Leggett (1994,95) as the only head coaches to total 20+ ACC regular-season wins in his first two years at an ACC school. That 20-10 record gave the Tigers the ACC Atlantic Division title. Clemson also extended its series winning streak to 15 by winning



WINS (2023,24)

Rk	Team	Wins	Avg.
1.	Tennessee	104	52.0
2.	LSU	97	48.5
3.	Virginia	96	48.0
4.	East Carolina	93	46.5
5.	DBU	92	46.0
	Wake Forest	92	46.0
7.	Texas A&M	91	45.5
8.	Florida	90	45.0
9.	Indiana State	89	44.5
	Southern Mississippi	89	44.5
11.	Clemson	88	44.0
12.	Arkansas	87	43.5
13.	Kentucky	86	43.0
	Oregon State	86	43.0
15.	North Carolina	84	42.0
16.	Louisiana	83	41.5
	Oklahoma State	83	41.5
	UC Irvine	83	41.5
19.	Northeastern	82	41.0
20.	Wofford	82	41.0
21.	Oregon	81	40.5
22.	Vanderbilt	80	40.0
23.	Duke	79	39.5
	Oral Roberts	79	39.5
	South Carolina	79	39.5
	UC Santa Barbara	79	39.5
	UCConn	79	39.5



HEAD COACH ERIK BAKICH

BAKICH'S COACHING RECORD

Year	School	Position(s)	W-L	NCAA
2002	Clemson	VA	54-17	CWS
2003	Vanderbilt	AC,RC	27-28	
2004	Vanderbilt	AC,RC	45-19	Super Regional
2005	Vanderbilt	AC,RC	34-21	
2006	Vanderbilt	AC,RC	38-27	Regional
2007*^	Vanderbilt	AC,RC	54-13	Regional
2008	Vanderbilt	AC,RC	41-22	Regional
2009	Vanderbilt	AC,RC	37-27	Regional
2010	Maryland	HC	17-39	
2011	Maryland	HC	21-35	
2012	Maryland	HC	32-24	
2013	Michigan	HC	29-27	
2014	Michigan	HC	30-29-1	
2015^	Michigan	HC	39-25	Regional
2016	Michigan	HC	36-21	
2017	Michigan	HC	42-17	Regional
2018	Michigan	HC	33-21	
2019	Michigan	HC	50-22	CWSCS
2020°	Michigan	HC	8-7	
2021	Michigan	HC	27-19	Regional
2022^	Michigan	HC	34-28	Regional
2023^	Clemson	HC	44-19	Regional
2024	Clemson	HC	44-16	Super Regional

* - conference regular-season champion; ^ - conference tournament champion; ° - season suspended March 12 and later canceled due to a coronavirus (COVID-19) pandemic

Seasons as a full-time NCAA coach:23
 Winning seasons:20
 NCAA Tournament appearances:13
 Record as an assistant coach: 330-174 (.655)
 Record as a head coach: 486-349-1 (.582)

HEAD COACHING RECORD BY SCHOOL

School	Seasons	Years	W-L	Win %
Maryland	3	2010-12	70-98	.417
Michigan	10	2013-22	328-216-1	.603
Clemson	2	2023,24	88-35	.715
Totals	15	2010-24	486-349-1	.582



BAKICH'S MILESTONE WINS

OVERALL

Win	Date	Opponent	Score
*1	2-27-10	Delaware ⁽²⁾	10-6
^100	2-15-14	Air Force	8-2
^200	5-6-16	Rutgers	14-1
^300	5-6-19	Minnesota	5-3
400	2-18-23	Binghamton	3-2
486	6-2-24	Coastal Carolina	12-5

CLEMSON

Win	Date	Opponent	Score
1	2-17-23	Binghamton	11-3
88	6-2-24	Coastal Carolina	12-5

* - as Maryland's head coach; ^ - as Michigan's head coach;
 Note: Home wins in bold.

The Tigers hit 109 homers, as their 1.8 homers per game was the second-highest mark in school history. Clemson's .513 slugging percentage was its best mark since 2002. Blake Wright and Jimmy Obertop were big reasons, as both hit 22 home runs. Wright joined Cam Cannarella and Aidan Knaak as third-team All-Americans, while Knaak was named national freshman pitcher-of-the-year by NCBWA thanks in large part to his freshman-school-record 108 strikeouts and 3.35 ERA.

In his first season as head coach in Tigertown in 2023, Bakich led the Tigers to the league championship by going 4-0 in the ACC Tournament at Durham, N.C. It was Clemson's first ACC title since 2016 and was a big reason it earned the No. 4 national seed in the NCAA Tournament, the first time they hosted a regional since 2018 and first NCAA Tournament appearance since 2019.

In 2023, Clemson went from last place in the ACC in early April with a 2-8 record and finished with a 20-10 league mark, good for second place in the overall standings, thanks in large part to a 17-game winning streak, tied for fourth longest in school history, during the second half of the season. Including an undefeated ACC Tournament to capture its 16th ACC championship, Clemson was 24-10 against ACC squads and won 20 of its last 21 games against conference foes in 2023. The Tigers also won their last seven ACC series, their longest such streak during one season since 1994.

The Tigers, who had 24 come-from-behind wins and won 12 of their last 13 road games, finished the 2023 season with a 44-19 record, their best mark since 2018, and ranked as high as No. 15 in the nation by Baseball America in the final polls. Clemson, whose 44 wins tied for 11th most in the nation, played the nation's ninth-toughest schedule, as it played 56 of its 63 games against teams with a .500 or better overall record.

Clemson hit .306 with a .400 on-base percentage in 2023, its best marks since 2011, and totaled 103 steals, most by the Tigers since 2013. Clemson also had a 4.30 ERA and set a school record for fielding

WIN % VS. ACC TEAMS (2023,24)

Rk	Team	W-L	Win %
1.	Clemson	45-21	68.2
2.	Wake Forest	41-24	63.1
3.	North Carolina	40-25	61.5
4.	Virginia	41-28	59.4
5.	Duke	37-31	54.4
6.	NC State	33-29	53.2
7.	Miami (Fla.)	34-33	50.7
8.	Florida State	31-34	47.7
9.	Georgia Tech	27-37	42.2
10.	Louisville	26-36	41.9
11.	Virginia Tech	26-37	41.3
12.	Boston College	25-37	40.3
13.	Notre Dame	24-38	38.7
14.	Pittsburgh	21-41	33.9

each of the first eight series in 2024. Clemson totaled 25 comeback wins, including eight when trailing by

four or more runs and three when trailing by seven or more runs.



HEAD COACH ERIK BAKICH

TIGER ALL-AMERICANS UNDER BAKICH

ON THE FIELD (5)

Player	Pos.	Year(s)
Billy Amick	DH	2023 ⁽¹⁾
Caden Grice	UT	2023 ⁽¹⁾
Cam Cannarella	OF	2024 ⁽³⁾
Aidan Knaak	SP	2024 ⁽³⁾
Blake Wright	2B	2024 ⁽³⁾

Note: Best team in ^(parentheses).

FRESHMAN (2)

Player	Pos.	Year
Cam Cannarella	OF	2023 ⁽¹⁾
Aidan Knaak	SP	2024 ⁽¹⁾

Note: Best team in ^(parentheses).

STRENGTH (2)

Player	Pos.	Year(s)
Jackson Lindley	RHP	2023
Blake Wright	INF	2024

percentage (.977). Clemson finished 19th in the nation in ERA and 22nd in batting average. The Tigers joined Virginia and Oral Roberts as the only teams to finish in the top 25 in the nation in those two categories.

Caden Grice, the winner of the 2023 John Olerud Two-Way Player-of-the-Year Award, and Billy Amick earned first-team All-America honors. Grice, who was the No. 64 overall pick of the 2023 MLB draft, became the first Tiger in history to either lead the team or tie for the team lead in wins and homers in a season. Amick and Cannarella, the 2023 ACC Freshman-of-the-Year, were First-Team All-ACC selections. Cannarella was named a first-team freshman All-American and led the ACC in batting average (.408) in conference games.

Bakich, who was named head coach at Clemson on June 16, 2022 by Director of Athletics Graham Neff, served as head coach at Michigan for 10 seasons from 2013-22, leading the Wolverines to the 2019 College World Series championship series. Bakich also served

as a head coach at Maryland (2010-12) and as an assistant coach at Vanderbilt (2003-09) along with his one year as volunteer assistant coach at Clemson in 2002.

Bakich was the consensus national coach-of-the-year in 2019, when he led Michigan to an NCAA runner-up finish and a 50-22 record. It marked the first time since 1966 that a Big Ten Conference team reached the championship game of the College World Series.

He also led Michigan to the NCAA Tournament in 2015, 2017, 2021 and 2022, meaning five of his last seven teams (excluding 2020) advanced to the national tournament. Bakich guided the Wolverines to Big Ten Conference Tournament titles in 2015 and 2022 as well. He joined Rich Maloney as the only Michigan head coaches to win two Big Ten Conference titles over the previous 35 years.

Bakich is no stranger to the ACC, as he served three seasons as head coach at Maryland. In 2012, he led the Terrapins to a 32-24 record, a 15-win improvement from his first season in College Park.

Prior to his three years at Maryland, Bakich was an assistant coach at Vanderbilt under Head Coach Tim Corbin, who was an assistant coach at Clemson from 1994-02. Vanderbilt had a 276-157 record in his seven seasons (2003-09) in Nashville.

Bakich served as recruiting coordinator for the Commodores, helping sign some of the nation's top recruits, including No. 1 overall draft pick David Price. All seven of his recruiting classes were ranked in the top 25, in-



cluding the top-rated class in 2005 and the No. 2 class in 2008.

He began his coaching career as a volunteer assistant coach under Leggett and alongside Corbin and Kevin O'Sullivan at Clemson in 2002, when he worked with the Tiger outfielders and infielders. The Tigers had a 54-17 record and advanced to the College World Series with the likes of national player of the year Khalil Greene, Jeff Baker and Michael Johnson, who combined for 77 home runs.

Bakich started his playing career at San Jose (Calif.) City College, then he transferred to East Carolina to play two seasons (1999,00) under late Head Coach Keith LeClair, whom Leggett coached when LeClair played at Western Carolina. The Pirates won back-to-back CAA titles and earned No. 1 seeds in NCAA Regionals both years and was named to the 1999 Baton Rouge Regional all-tournament team. The outfielder hit .315 with 14 home runs, 27 doubles, 85 RBIs, 87 runs and 14 steals in two seasons.

Bakich and Assistant Head Coach Nick Schnabel both wear jersey #23 to honor LeClair, who wore that jersey number as a head coach at East Carolina. LeClair passed away in 2006 after a battle with ALS.

Bakich graduated from East Carolina in 2000 with a degree in exercise & sport science. He then played two years (2000,01) professionally in multiple independent leagues. After his playing career, Bakich returned to East Carolina, where he served as an assistant strength & conditioning coach for one year.

He was born Erik Michael Bakich on Nov. 27, 1977 in San Jose, Calif. He graduated from Bellarmine College Preparatory in 1996. He and his wife, Jiffy, have two sons, Colt and Beau, and a daughter, Tempie.

TIGER DRAFT PICKS UNDER BAKICH

Year	Player	Pos.	Rd	Pick	Team
2023	Caden Grice	LHP/1B	^B	64	Diamondbacks
	Cooper Ingle	C/OF	4	125	Guardians
	Ryan Ammons	LHP	10	298	Red Sox
	Benjamin Blackwell	INF	FA	---	Rangers
2024	Blake Wright	INF	4	106	Rockies
	Austin Gordon	RHP	4	110	Angels
	Will Taylor	OF	5	145	Pirates
	Tristan Smith	LHP	5	150	Reds
	Rocco Reid	LHP	15	464	Diamondbacks
	Jacob Hinderleider	INF	FA	---	Rockies
	Jimmy Obertop	C/INF	FA	---	Rockies

^ - Competitive Balance Round B (between rounds 2,3)



BAKICH VS. ALL COMPETITION

Opponent	Overall	Win %	UMD	MGN	CU
Air Force	1-0	1.000		1-0	
Akron	1-1	.500		1-1	
App State	1-1	.500		1-1	
Arizona	0-1	.000		0-1	
Arizona State	1-0	1.000		1-0	
Army West Point	5-1	.833	3-0	2-1	
Binghamton	6-0	1.000		3-0	3-0
Boston College	9-7	.563	3-6		6-1
Bowling Green	7-1	.875		7-1	
Bradley	2-0	1.000		2-0	
Bucknell	1-0	1.000	1-0		
Cal Poly	3-3	.500		3-3	
Cal State Fullerton	3-0	1.000		3-0	
California	2-3	.400		2-3	
Canisius	6-1	.857	2-1	4-0	
Central Michigan	10-3	.769		10-3	
Charlotte	3-1	.750			3-1
Cincinnati	1-0	1.000		1-0	
Clemson	1-8	.111	1-8		
Coastal Carolina	5-2	.714		1-2	4-0
College of Charleston	2-2	.500		0-2	2-0
Creighton	3-1	.750		3-1	
CSUN	2-1	.667		2-1	
Davidson	0-2	.000		0-2	
Dayton	3-0	1.000		3-0	
Delaware	7-3	.700	4-3	3-0	
Delaware State	1-0	1.000	1-0		
Duke	5-4	.556	2-1		3-3
East Carolina	1-1	.500	1-0	0-1	
East Tennessee State	1-0	1.000			1-0
Eastern Michigan	10-4	.714		10-4	
FIU	2-3	.400	0-3	2-0	
Florida	0-2	.000			0-2
Florida Atlantic	1-1	.500		1-1	
Florida Gulf Coast	1-2	.333		1-2	
Florida State	8-8	.500	2-7	1-0	5-1
Fordham	2-1	.667		2-1	
George Mason	2-4	.333	2-4		
George Washington	2-0	1.000	2-0		
Georgetown	1-0	1.000		1-0	
Georgia	1-2	.333			1-2
Georgia State	3-0	1.000			3-0
Georgia Tech	4-8	.333	1-5		3-3
Hawaii	4-0	1.000		4-0	
High Point	1-0	1.000			1-0
Hofstra	3-0	1.000	3-0		
Holy Cross	2-0	1.000		2-0	
Houston	0-3	.000		0-3	
Illinois	12-10	.545		12-10	
Indiana	9-15	.375		9-15	
Indiana State	1-2	.333		1-2	
Iowa	16-11	.593		16-11	
James Madison	1-4	.200	1-4		
Kansas	2-3	.400		2-3	
Kansas State	2-0	1.000		1-0	1-0
Kennesaw State	4-1	.800			4-1
Kent State	1-0	1.000		1-0	
Kentucky	0-1	.000		0-1	
Lawrence Tech	0-1	.000		0-1	
Liberty	1-2	.333	1-2		
Lipscomb	5-2	.714		4-2	1-0
Long Beach State	1-3	.250		1-3	
Louisville	8-7	.533		2-6	6-1
Loyola Marymount	1-0	1.000		1-0	
Manhattan	10-0	1.000	4-0	4-0	2-0
Maryland	14-9	.609		14-9	
Miami (Fla.)	5-9	.357	2-7		3-2
Michigan State	21-7	.750		21-7	
Minnesota	11-8	.579		11-8	
Mount St. Mary's	1-0	1.000		1-0	
Navy	3-0	1.000	3-0		
NC State	7-9	.438	3-6	0-1	4-2
Nebraska	11-14	.440		11-14	
Norfolk State	1-0	1.000	1-0		
North Carolina	6-8	.429	2-7	0-1	4-0
Northern Illinois	3-1	.750		3-1	
Northwestern	15-6	.714		15-6	
Notre Dame	9-4	.692		4-3	5-1
Oakland	4-2	.667		4-2	
Ohio State	9-13	.409		9-13	
Oklahoma	3-1	.750		3-1	
Oklahoma State	2-5	.286		2-5	
Old Dominion	2-0	1.000	2-0		
Oregon	1-0	1.000		1-0	
Penn State	14-3	.824	1-1	13-2	
Pepperdine	1-2	.333		1-2	
Pittsburgh	2-1	.667			2-1
Presbyterian	3-0	1.000			3-0



Princeton	2-2	.500		2-2	
Purdue	16-8	.667	1-0	15-8	
Purdue Fort Wayne	0-1	.000		0-1	
Rutgers	14-5	.737		14-5	
Saint Joseph's	2-0	1.000	1-0	1-0	
Saint Louis	2-2	.500		2-2	
Saint Peter's	2-0	1.000	2-0		
San Diego	2-1	.667		2-1	
San Diego State	0-1	.000		0-1	
San Jose State	4-0	1.000		4-0	
Santa Clara	1-1	.500		1-1	
Seton Hall	3-3	.500		3-3	
Siena	4-0	1.000		4-0	
South Carolina	3-2	.600			3-2
Southern California	1-1	.500		1-1	
St. John's	1-0	1.000	1-0		
Stanford	1-4	.200		1-4	
Stetson	2-0	1.000		2-0	

BAKICH'S 17 TOP-25 WINS

Date	Opponent	Rank	Site	Score
3-3-23	South Carolina	23	H	5-2
4-4-23	Coastal Carolina	17	H	(7)16-6
4-28-23	Boston College ⁽¹⁾	11	A	9-7
4-29-23	Boston College	11	A	6-3
5-5-23	Louisville	22	H	6-3
5-6-23	Louisville	22	H	4-3
5-7-23	Louisville	22	H	7-3
5-10-23	Coastal Carolina	8	A	13-6
5-26-23	Boston College	19	N1	4-1
5-28-23	Miami (Fla.)	7	N1	11-5
3-2-24	South Carolina	12	N2	(12)5-4
3-3-24	South Carolina	12	H	5-4
3-16-24	Duke	3	A	8-7
3-17-24	Duke	3	A	(10)8-6
3-23-24	Florida State⁽¹⁾	7	H	(7)15-5
3-23-24	Florida State⁽²⁾	7	H	9-8
3-24-24	Florida State	7	H	14-12

N1 - Durham, N.C.; N2 - Columbia, S.C. (Segra Park); Note: Best ranking among Baseball America, D1Baseball, NCBWA, Perfect Game and USA Today polls listed; home wins in bold.

Tennessee	0-1	.000		0-1	
Tennessee Tech	1-1	.500		1-1	
Texas	1-3	.250	1-3		
Texas State	0-1	.000		0-1	
Texas Tech	2-4	.333		2-4	
The Citadel	3-0	1.000		3-0	
Toledo	6-0	1.000		6-0	
Towson	4-3	.571	4-3		
UC Davis	0-1	.000		0-1	
UCF	1-3	.250		1-0	0-3
UCLA	5-4	.556	2-1	3-3	
UConn	1-4	.200		1-4	
UIC	5-1	.833		5-1	
UMBC	3-0	1.000	2-0	1-0	
UNC Greensboro	3-0	1.000			3-0
USC Upstate	3-2	.600			3-2
UT Arlington	1-0	1.000		1-0	
Vanderbilt	2-3	.400		2-3	
VCU	1-0	1.000	1-0		
Virginia	1-8	.111	1-8		
Virginia Tech	6-7	.462	2-7		4-0
VMI	0-1	.000	0-1		
Wake Forest	1-14	.133	1-8		0-6
Washington	0-1-1	.250		0-1-1	
West Virginia	2-1	.667	2-1		
Western Carolina	1-0	1.000	1-0		
Western Illinois	1-2	.333		1-2	
Western Michigan	4-1	.800		4-1	
William & Mary	0-1	.000	0-1		
Winthrop	2-0	1.000			2-0
Wright State	1-0	1.000		1-0	
Xavier	3-2	.600		0-2	3-0
Totals	486-349-1	.582	70-98	328-216-1	88-35

Note: Bold denotes 2025 opponent.

BAKICH'S COACHING TREE

Coach	Current/Last Team	Title	*Year(s)	^Coach	^Player
Jimmy Belanger	Clemson	Assistant Coach	2023-25	2023-25	
Riley Bertram	Xavier	Assistant Coach	2024,25		2019-23
Michael Brdar	Michigan	Assistant Coach	2019	2019	2016,17
Dan Burton	Maryland	Assistant Coach	2010-12	2010-12	
Dominic Clementi	Wayne State	Assistant Coach	2021		2017-20
John DiLaura	TCU	Assistant Coach	2019-25	2018	2013
Aaron Etchinson	Michigan	Assistant Coach	2013-17	2013-17	2011,12
Chris Fetter	Michigan	Assistant Coach	2018-20	2018-20	
Max Gordon	Michigan	Assistant Coach	2020	2020	
Brandt Inge	Michigan	Assistant Coach	2021,22	2021,22	
Brock Keener	Maryland	Assistant Coach	2025		2017,18
Ben Keizer	Northwestern	Assistant Coach	2024,25		2017-20
Sean Kenny	Iowa	Assistant Coach	2025	2010-17	
Brady Kirkpatrick	Duke	Assistant Coach	2023-25		2011,12
Griffin Mazur	Clemson	Assistant Coach	2023-25	2023-25	2021
Steve Merriman	Michigan	Assistant Coach	2021,22	2021,22	
Eric Milton	Maryland	Assistant Coach	2012	2012	
Nolan Neiman	Millersville	Assistant Coach	2012,13	2010,11	
Joe Pace	Navy	Assistant Coach	2021		2016-21
Isaiah Paige	Butler	Assistant Coach	2024		2019-21
Matt Passauer	Kennesaw State	Assistant Coach	2022-25		2010
Nick Schnabel	Clemson	Assistant Coach	2023-25	2013-25	
Ako Thomas	Michigan	Assistant Coach	2020		2016-19

* - in current/last role with current/last team; ^ - under Erik Bakich as a head coach; Note: Bold denotes active coach.

ASSISTANT HEAD COACH NICK SCHNABEL



NICK SCHNABEL

23

- ASSISTANT HEAD COACH • RECRUITING COORDINATOR
- 3RD SEASON AT CLEMSON
- 21ST SEASON OVERALL
- EAST CAROLINA '03

Nick Schnabel is in his third year with the Tiger program as assistant head coach and recruiting coordinator in 2025. Schnabel (pronounced SHNAHB-ull), who was named to the staff on June 27, 2022 and works with the infielders, coached alongside Bakich during his tenure at Michigan from 2013-22 and was named national assistant coach-of-the-year by ABCA in 2019.

In two seasons at Clemson, he has helped the Tigers to 88 victories, 11th most in the nation. Clemson was one of only six programs to total 44 wins in both 2023 and 2024. He has also coached the Tigers to two regional host seasons, one of only five schools in the nation that could make the claim. Clemson's 68.2 winning percentage against ACC teams since 2023 is high-est among ACC members.

As recruiting coordinator at Clemson, he has played a big part in signing nationally ranked recruiting classes. The Tigers' 2023 signing class (2024 newcomers excluding transfers) was rated No. 11 in the nation by Baseball America. Clemson's 2024 signing class (2025 newcomers) was rated No. 13 by Perfect Game.

The 2024 Tigers had a 44-16 record and finished ranked as high as No. 9 in the nation, their best finish since 2010. Clemson was ranked in the top 10 in every poll in 2024, a first since 2006. The Tigers captured their first regional title since 2010 by winning the Clemson Regional with a 3-0 record and hosted the Clemson Super Regional.

SCHNABEL'S COACHING RECORD

Year	School	Position(s)	W-L	NCAA
2004*	East Carolina	VA	51-13	Super Regional
2005	Chipola (Fla.) College	AC	NA	
2006	Army West Point	AC	30-20-1	
2007	Army West Point	AC	25-23-1	
2008	Liberty	AC,RC	35-26-1	
2009	Liberty	AC,RC	33-21	
2010	East Carolina	AC,RC	15-27	
2011	East Carolina	AC,RC	41-21	Regional
2012	East Carolina	AC,RC	36-24-1	Regional
2013	Michigan	AC,RC	29-27	
2014	Michigan	AC,RC	30-29-1	
2015^	Michigan	AC,RC	39-25	Regional
2016	Michigan	AC,RC	36-21	
2017	Michigan	AC,RC	42-17	Regional
2018	Michigan	AHC,RC	33-21	
2019	Michigan	AHC,RC	50-22	CWS
2020°	Michigan	AHC,RC	8-7	
2021	Michigan	AHC,RC	27-19	Regional
2022^	Michigan	AHC,RC	34-28	Regional
2023^	Clemson	AHC,RC	44-19	Regional
2024	Clemson	AHC,RC	44-16	Super Regional

* - conference regular-season champion; ^ - conference tournament champion; ° - season suspended March 12 and later canceled due to a coronavirus (COVID-19) pandemic

Seasons as a full-time NCAA coach:20
 Winning seasons:19
 NCAA Tournament appearances:10
 Record as an assistant coach: 682-426-5 (.615)
 Record as a head coach:0-0

TIGER DRAFT PICKS UNDER SCHNABEL

Year	Player	Pos.	Rd	Pick	Team
2023	Caden Grice	LHP/1B	^B	64	Diamondbacks
	Cooper Ingle	C/OF	4	125	Guardians
	Ryan Ammons	LHP	10	298	Red Sox
	Benjamin Blackwell	INF	FA	---	Rangers
2024	Blake Wright	INF	4	106	Rockies
	Austin Gordon	RHP	4	110	Angels
	Will Taylor	OF	5	145	Pirates
	Tristan Smith	LHP	5	150	Reds
	Rocco Reid	LHP	15	464	Diamondbacks
	Jacob Hinderleider	INF	FA	---	Rockies
	Jimmy Obertop	C/INF	FA	---	Rockies

^ - Competitive Balance Round B (between rounds 2,3)

Clemson amassed a 20-10 ACC regular-season record for the second year in a row. That 20-10 record gave the Tigers the ACC Atlantic Division title. The Tigers hit 109 homers, as their 1.8 homers per game was the second-highest mark in school history. Clemson's .513 slugging percentage was its best mark since 2002. Blake Wright and Jimmy Obertop were big reasons, as both hit 22 home runs. Wright and Cam Cannarella were third-team All-Americans.

In his first season in Tigertown in 2023, he coached the Tigers to the league title by going 4-0 in the ACC Tournament. Clemson finished with a 20-10 league mark, good for second place in the overall standings, thanks in large part to a 17-game winning streak. The Tigers had a 44-19 record, their best mark since 2018, and ranked as high as No. 15 in the nation by Baseball America in the final polls. Clemson hit .306, 22nd highest in the nation, with a .408 on-base percentage in 2023, its best marks since 2011, and totaled 103 steals, most by Clemson since 2013. The Tigers set a school record for fielding percentage (.977) as well.

Caden Grice, the winner of the 2023 John Olerud Two-Way Player-of-the-Year Award, and Billy Amick earned first-team All-American honors. Amick and Cannarella, the 2023 ACC Freshman-of-the-Year, were First-Team All-ACC selections. Cannarella was named a first-team freshman All-American and led the ACC in batting average (.408) in conference games.

Schnabel served as recruiting coordinator as well as working with the Wolverine infielders and hitters during his tenure in Ann Arbor. His 2018 recruiting class was ranked No. 10 in the nation by Baseball America and Collegiate Baseball, one of the highest rankings in program history and Big Ten Conference history.

Many of those players were instrumental in the 2019 team's 50-22 record and an NCAA runner-up finish in the championship series of the College World Series, as Michigan came just one win shy of the national title. He was also a key part of NCAA Tournament appearances in 2017 and 2015, the first Big Ten Conference Tournament championship during his time at Michigan.

The 2022 team won the Big Ten Conference Tournament title and played in the Louisville Regional, advancing to the championship game. The 2021 Michigan team also made an NCAA Tournament appearance.

THE SCHNABEL FILE

Full Name: Nicholas Arthur Schnabel
Born: March 16, 1978 in Berkeley, Calif.
Education: Bachelor's degree in communications at East Carolina (2003).
Playing Experience: Two-year letterman at Ohlone (Calif.) College (1997,98) ... two-year letterman at East Carolina (1999,00).
Coaching Experience: Volunteer assistant coach at East Carolina (2004) ... assistant coach at Chipola (Fla.) College (2005) ... assistant coach at Army West Point (2006,07) ... assistant coach/recruiting coordinator at Liberty (2008,09) ... assistant coach/recruiting coordinator at East Carolina (2010-12) ... assistant coach/recruiting coordinator at Michigan (2013-17) ... assistant head coach/recruiting coordinator at Michigan (2018-22) ... assistant head coach/recruiting coordinator at Clemson (2023-25).
Family: Wife, Emily ... the couple has a son, Cal, and daughter, Caroline.

The 2020 team was poised for a successful season as well before it was cut short. Following that season, four Wolverines were drafted in the five-round draft, including three hitters under Schnabel's tutelage, Jordan Nwogu (third round), Jesse Franklin (third round) and Jack Blomgren (fifth round).

He served three years (2010-12) at his alma mater, East Carolina, as hitting instructor, infield coach and recruiting coordinator. He also was hitting instructor and recruiting coordinator at Liberty (2008,09) and served as hitting instructor at Army West Point (2006,07).

In 2005, he was an assistant coach at Chipola (Fla.) College after he began his coaching career as the volunteer assistant coach at East Carolina in 2004, when the Pirates totaled 51 wins and advanced to the Columbia (S.C.) Super Regional.

He played alongside Bakich at East Carolina in 1999 and 2000 under late Head Coach Keith LeClair. Schnabel was a First-Team All-CAA selection and CAA Defensive Player-of-the-Year in 1999. In his two years in Greenville, he hit .333 with five homers, 29 doubles, 58 RBIs, 106 runs and 19 steals in 120 games.

Schnabel began his collegiate career at Ohlone (Calif.) College, where he was a first-team all-conference player. After his playing career in college, Schnabel played four seasons (2000-03) and 189 games of minor league baseball in the Expos organization.

Schnabel graduated from East Carolina in 2003 with a degree in communications.

He was born Nicholas Arthur Schnabel on March 16, 1978 in Berkeley, Calif. The Martinez, Calif. native and his wife, Emily, have a son, Cal, and daughter, Caroline.



PITCHING COACH JIMMY BELANGER



JIMMY BELANGER

11

- PITCHING COACH
- 3RD SEASON AT CLEMSON
- 16TH SEASON OVERALL
- LOUISVILLE '09

Jimmy Belanger is in his third year with the Tiger program as pitching coach in 2025. Belanger (pronounced BELL-en-juhr), who was named to the staff on June 28, 2022, spent the previous three seasons at Florida State, mentoring many of the best pitchers in the ACC.

In two seasons at Clemson, he has helped the Tigers to 88 victories, 11th most in the nation. Clemson was one of only six programs to total 44 wins in both 2023 and 2024. He has also coached the Tigers to two regional host seasons, one of only five schools in the nation that could make the claim. Clemson's 68.2 winning percentage against ACC teams since 2023 is highest among ACC members.

The 2024 Tigers had a 44-16 record and finished ranked as high as No. 9 in the nation, their best finish since 2010. Clemson was ranked in the top 10 in every poll in 2024, a first since 2006. The Tigers captured their first regional title since 2010 by winning the Clemson Regional with a 3-0 record and hosted the Clemson Super Regional.

Clemson amassed a 20-10 ACC regular-season record for the second year in a row. That 20-10 record gave the Tigers the ACC Atlantic Division title. The Tigers finished in the top three in the ACC in ERA and opponents' batting average, while the team's 1.38 WHIP was 25th best in the nation. He coached Aidan Knaak, who was named national freshman pitcher-of-the-year by NCBWA. Knaak was also a third-team All-American, the first Tiger freshman pitcher in history to earn All-America honors, and First-Team All-ACC selection, the first Tiger freshman pitcher since 1997 to earn that honor. Knaak set a Tiger freshman record with 108

TIGER DRAFT PICKS UNDER BELANGER

Year	Player	Pos.	Rd	Pick	Team
2023	Caden Grice	LHP/1B	4 ^B	64	Diamondbacks
	Cooper Ingle	C/OF	4	125	Guardians
	Ryan Ammons	LHP	10	298	Red Sox
	Benjamin Blackwell	INF	FA	---	Rangers
2024	Blake Wright	INF	4	106	Rockies
	Austin Gordon	RHP	4	110	Angels
	Will Taylor	OF	5	145	Pirates
	Tristan Smith	LHP	5	150	Reds
	Rocco Reid	LHP	15	464	Diamondbacks
	Jacob Hinderleider	INF	FA	---	Rockies
	Jimmy Obertop	C/INF	FA	---	Rockies

^ - Competitive Balance Round B (between rounds 2,3)

strikeouts. Belanger also coached Austin Gordon, who became a dominant closer with 11 saves.

In his first season in Tigertown in 2023, Belanger coached the Tigers to the league championship by going 4-0 in the ACC Tournament at Durham, N.C. Clemson finished with a 20-10 league mark, good for second place in the overall standings, thanks in large part to a 17-game winning streak. The Tigers had a 44-19 record, their best mark since 2018, and ranked as high as No. 15 in the nation by Baseball America in the final polls. Clemson had a 4.30 ERA, 19th in the nation, and the 604 strikeouts were fourth most in school history and the most since 1996. The Tigers also set a school record for fielding percentage (.977).

Caden Grice, the winner of the 2023 John Olerud Two-Way Player-of-the-Year Award, earned first-team All-America honors. Grice, who was the No. 64 overall pick of the 2023 MLB draft, became the first Tiger in history to either lead the team or tie for the team lead in wins and homers in a season. He was 8-1 with a 3.35 ERA, .196 opponents' batting average and 101 strikeouts against 33 walks in 78.0 innings pitched. Belanger also coached reliever Nick Clayton, who developed a new delivery prior to the season and had a 8-0 record and 3.17 ERA. Ryan Ammons was a 10th-round draft pick in 2023 as well.

Belanger has been a full-time assistant coach for 13 seasons, with stops at Monmouth (2010-12), Maryland (2013-16), Kentucky (2017-19) and Florida State (2020-22).

The 2022 Seminoles totaled 702 strikeouts in 534.0 innings pitched, good for a national-best 11.8 strikeouts-per-nine-innings-pitched mark. Their 3.34 strikeout-to-walk ratio (No. 4) and 702 strikeouts (No. 2) were among the top-four marks in the country as well.

In 2021, Florida State was also among the national leaders in strikeouts per nine innings pitched (11.4), strikeout-to-walk ratio (3.19) and ERA (3.45), as all three marks led the ACC. Freshman Parker Messick earned ACC Pitcher-of-the-Year and ACC Freshman-of-the-Year honors.

Belanger's 2019 staff at Kentucky featured Zack Thompson, the highest-drafted pitcher in school history when he was selected No. 19 overall in the first round

THE BELANGER FILE

Full Name: James Michael Belanger
Born: Sept. 23, 1986 in Queens, N.Y.
Education: Bachelor's degree in sociology at Louisville (2009).
Playing Experience: Two-year letterman at Cecil (Md.) College (2005,06) ... two-year letterman at Louisville (2007,08).
Coaching Experience: Student assistant coach at Louisville (2009) ... assistant coach at Monmouth (2010,11) ... assistant coach/recruiting coordinator at Monmouth (2012) ... assistant coach at Maryland (2013,14) ... associate head coach at Maryland (2015,16) ... assistant coach at Kentucky (2017-19) ... assistant coach at Florida State (2020-22) ... pitching coach at Clemson (2023-25).
Family: Wife, Tiffany ... the couple has sons, Sutton and Hayes, and a daughter, Sloane.

BELANGER'S COACHING RECORD

Year	School	Position(s)	W-L	NCAA
2009* ^A	Louisville	SA	47-18	Super Regional
2010	Monmouth	AC	22-27	
2011*	Monmouth	AC	36-19	
2012	Monmouth	AC,RC	35-24	
2013	Maryland	AC	30-25	
2014	Maryland	AC	40-23	Super Regional
2015	Maryland	AHC	42-24	Super Regional
2016	Maryland	AHC	30-27	
2017	Kentucky	AC	43-23	Super Regional
2018	Kentucky	AC	34-22	
2019	Kentucky	AC	26-29	
2020 ^o	Florida State	AC	12-5	
2021	Florida State	AC	31-24	Regional
2022	Florida State	AC	34-25	Regional
2023 ^A	Clemson	PC	44-19	Regional
2024	Clemson	PC	44-16	Super Regional

* - conference regular-season champion; ^A - conference tournament champion; ^o - season suspended March 12 and later canceled due to a coronavirus (COVID-19) pandemic

Seasons as a full-time NCAA coach:15
 Winning seasons:13
 NCAA Tournament appearances:7
 Record as an assistant coach: 503-332 (.602)
 Record as a head coach:0-0



ASSISTANT COACH GRIFFIN MAZUR



GRIFFIN MAZUR

3

- ASSISTANT COACH
- 3RD SEASON AT CLEMSON
- 3RD SEASON OVERALL
- UC IRVINE '20

Griffin Mazur is in his third year with the Tiger program and second as an assistant coach in 2025 after serving as the volunteer assistant coach in 2023. Mazur (pronounced MAY-zuhr), who was named to the staff on June 27, 2022 and works with the catchers, played the 2021 season at Michigan under Bakich after he transferred from UC Irvine, where he was a player from 2016-20.

In two seasons at Clemson, he has helped the Tigers to 88 victories, 11th most in the nation. Clemson was one of only six programs to total 44 wins in both 2023 and 2024. He has also coached the Tigers to two regional host seasons, one of only five schools in the nation that could make the claim. Clemson's 68.2 winning percentage against ACC teams since 2023 is highest among ACC members.

The 2024 Tigers had a 44-16 record and finished ranked as high as No. 9 in the nation, their best finish since 2010. Clemson was ranked in the top 10 in every poll in 2024, a first since 2006. The Tigers captured their first regional title since 2010 by winning the Clemson Regional with a 3-0 record and hosted the Clemson Super Regional.

Clemson amassed a 20-10 ACC regular-season record for the second year in a row in 2024. That 20-10 record gave the Tigers the ACC Atlantic Division championship. The Tigers amassed 109 homers, as their 1.8 homers per game was the second-highest mark in school history. Clemson's .513 slugging percentage was its best mark since 2002. Blake Wright and Jimmy Obertop were big reasons, as both hit 22 home runs. Wright and Cam Cannarella were third-team All-Americans.

In his first season in Tigertown in 2023, Mazur coached the Tigers to the league championship by going 4-0 in the ACC Tournament at Durham, N.C. Clemson finished with a 20-10 league mark, good for second place in the overall standings, thanks in large part to a 17-game winning streak. The Tigers had a 44-19 record, their best mark since 2018, and ranked as high as No. 15 in the nation by Baseball America in the final polls. Clemson hit .306, 22nd highest in the nation, with a .400 on-base percentage in 2023, its best marks since 2011, and totaled 103 steals, most by Clemson since 2013. The Tigers set a school record for fielding percentage (.977) as well.

MAZUR'S COACHING RECORD				
Year	School	Position(s)	W-L	NCAA
2023 [^]	Clemson	VA	44-19	Regional
2024	Clemson	AC	44-16	Super Regional

* - conference regular-season champion; [^] - conference tournament champion

Seasons as a full-time NCAA coach:2
 Winning seasons:2
 NCAA Tournament appearances:2
 Record as an assistant coach:88-35 (.715)
 Record as a head coach:0-0

TIGER DRAFT PICKS UNDER MAZUR					
Year	Player	Pos.	Rd	Pick	Team
2023	Caden Grice	LHP/1B	[^] B	64	Diamondbacks
	Cooper Ingle	C/OF	4	125	Guardians
	Ryan Ammons	LHP	10	298	Red Sox
	Benjamin Blackwell	INF	FA	---	Rangers
2024	Blake Wright	INF	4	106	Rockies
	Austin Gordon	RHP	4	110	Angels
	Will Taylor	OF	5	145	Pirates
	Tristan Smith	LHP	5	150	Reds
	Rocco Reid	LHP	15	464	Diamondbacks
	Jacob Hinderleider	INF	FA	---	Rockies
	Jimmy Obertop	C/INF	FA	---	Rockies

[^] - Competitive Balance Round B (between rounds 2,3)

Caden Grice, the winner of the 2023 John Olerud Two-Way Player-of-the-Year Award, and Billy Amick earned first-team All-America honors. Amick and Cannarella, the 2023 ACC Freshman-of-the-Year, were First-Team All-ACC selections. Cannarella was named

THE MAZUR FILE

Full Name: Griffin Cole Mazur
Born: April 8, 1997 in Mission Viejo, Calif.
Education: Bachelor's degree in criminology, law & society at UC Irvine (2020) ... bachelor's degree in education sciences at UC Irvine (2020) ... master's degree in sport management at Michigan (2021).
Playing Experience: Four-year letterman at UC Irvine (2016,18-20) ... one-year letterman at Michigan (2021).
Coaching Experience: Volunteer assistant coach at Clemson (2023) ... assistant coach at Clemson (2024,25).
Family: Wife, Amanda.

a first-team freshman All-American and led the ACC in batting average (.408) in conference games. Catcher Cooper Ingle, who was a fourth-round draft pick in 2023, earned Third-Team All-ACC honors as well.

Mazur worked as a program assistant at Michigan in the 2022 season after playing 44 games in his one season as a player at Michigan in 2021. He hit .247 with six homers, eight doubles, 33 RBIs and 31 runs, as he was a Second-Team All-Big Ten Conference catcher.

Mazur, who was voted team captain in 2021, also was named a Big Ten Distinguished Scholar and was a All-Big Ten Academic selection.

In his four active seasons (2016,18-20) at UC Irvine, he played 110 games (55 starts).

After his college career, he played one year (2021) with Tri-City (A+) in the Angels organization.

Mazur graduated from UC Irvine in 2020 with two degrees, one in criminology, law & society and one in education sciences. He also received a master's degree in sport management from Michigan in 2021.

He was born Griffin Cole Mazur on April 8, 1997 in Mission Viejo, Calif. and is a native of Moorpark, Calif. Mazur is married to Amanda Lorenz.



ASSISTANT AD, SPORT OPERATIONS BRAD OWENS



BRAD OWENS

- 🐾 ASSISTANT ATHLETIC DIRECTOR, SPORT OPERATIONS
- 🐾 18TH SEASON AT CLEMSON
- 🐾 ANDERSON (S.C.) '06

Brad Owens is in his 18th season with the Tiger program in 2025, serving as assistant athletic director for sport operations. He is in charge of all team travel and camps for the program along with handling many other administrative duties.

The native of Barnwell, S.C. attended nearby Anderson (S.C.) University, where he was a four-time letterman. The righthanded middle reliever lettered from 2003-06

and served as team captain during his senior season. In his four-year career, he made 52 appearances (one start) on the mound and pitched 73.0 innings.

In both 2005 and 2006, he won the Trojan Challenge, the squad's offseason conditioning competition. Owens was also a member of the Carolinas-Virginia Athletic Conference All-Academic team as a senior and was a Dean's List student for three years.

During his playing days, Owens worked in a variety of roles at Anderson. He was a sports information department intern and later was an assistant. Owens was also a residence advisor in the Anderson Residence Life Department.

In the summer of 2006, Owens was an operations assistant for the Greenville (S.C.) Drive (Boston Red Sox affiliate). He also served as a player development intern for the Red Sox during the 2007 season, including duties performed at spring training in Fort Myers, Fla.

During the 2006-07 academic year, Owens served as an administrative graduate assistant for the Student-Athlete Enrichment Programs on the Clemson campus. Owens provided academic advising for student-athletic staff members, including monitoring of grades along with assistance with registration, general guidance and daily communication with coaching staffs of various sports.

Owens, who had a 3.30 GPA in his career as an undergraduate, received a bachelor of science degree in business management from Anderson in 2006. He later earned his master's degree from Clemson in human resource development in 2008.

Owens, who is married to the former Emily Brown, was born Sept. 2, 1983 in Augusta, Ga. The couple has a daughter, Caroline, and son, Bradley.



DIRECTOR OF PLAYER DEVELOPMENT BEN PAULSEN



BEN PAULSEN

- DIRECTOR OF PLAYER DEVELOPMENT
- 7TH SEASON AT CLEMSON
- CLEMSON '18

Ben Paulsen is in his seventh year with the Tiger program serving as director of player development in 2025. He spent the 2018 season as a student assistant coach at Clemson, as he returned to Tigertown to finish his degree requirements through the Tiger Trust program. He later served as the volunteer assistant coach at Georgia Southern in the fall of 2018.

Among Paulsen's responsibilities, he is in charge of player development, opponent scouting, facility organization, enhancement & technology, recruiting & alumni relations, student-athlete transition and student-athlete services.

As a student assistant coach in 2018, he helped the Tigers total 47 overall wins, 22 ACC regular-season victories, a share of the ACC regular-season title and an outright ACC Atlantic Division championship. Those four achievements were all firsts for the program since 2006. Clemson finished ranked as high as No. 12 in the nation by Perfect Game and were also ranked in the top 25 during all 19 weeks. Clemson was third in the nation in homers (98) and had a school-record .975 fielding percentage as well. Seth Beer (first) and Logan Davidson (third) earned All-America honors, as Beer became just the second three-time All-American

PAULSEN'S COACHING RECORD

Year	School	Position(s)	W-L	NCAA
2018	Clemson	SA	47-16	Regional
Seasons as a full-time NCAA coach:0				
Winning seasons:0				
NCAA Tournament appearances:0				
Record as an assistant coach:0-0				
Record as a head coach:0-0				

in Clemson history and was a first-round draft pick by the Houston Astros.

Paulsen, son of former Clemson Assistant Coach (2003-10) and Winthrop Head Coach Tom Riginos, was a career .318 hitter with 45 doubles, five triples, 31 homers, 130 RBIs and four steals in 182 games (170 starts) over three seasons (2007-09) at Clemson.

The first baseman, who was drafted in the third round by the Colorado Rockies in 2009, played three seasons (2014-16) in the majors with the Rockies, hitting .271 with 16 home runs and 70 RBIs in 186 games.

Paulsen, a native of Acworth, Ga., returned to Clemson through the Tiger Trust Program and graduated with a degree in business management in 2018.

Paulsen was born Oct. 27, 1987 in Plymouth, Wis. He and his wife, Kendall, have two daughters, Charlotte and Josephine.



DIRECTOR OF SCOUTING & PLAYER PERSONNEL PHIL POHL



PHIL POHL

DIRECTOR OF SCOUTING & PLAYER PERSONNEL
3RD SEASON AT CLEMSON
CLEMSON '12

Phil Pohl is in his third season with the Tiger program as director of scouting & player personnel in 2025. In 2022, Pohl served as manager of the Lansing Lugnuts, the High-A affiliate of the Oakland Athletics.

In 2016, Pohl became Oakland's bullpen catcher and served in that role for six years. Prior to the 2022 season, he was named manager of the Lugnuts, meaning he spent 11 seasons in the Athletics organization.

Pohl, who was drafted in the 28th round by the Oakland Athletics in 2012, played four years (2012-15) in

the minor leagues in the Athletics organization, reaching as high as AAA in 2014. In his minor league career, he totaled 18 homers, 75 RBIs and 87 runs in 182 games.

Pohl lettered four times (2009-12) as a Tiger as one of the most respected players in the program for his hard work and dedication on the field and in the classroom. The two-time co-captain and two-time winner of the Tiger Baseball Award, given to the team's best leader, was a career .286 hitter with a .363 on-base percentage in 198 games (157 starts). He also totaled

15 homers, 44 doubles, 113 RBIs and 94 runs in his career and was a two-time All-ACC selection.

Off the field, he was a two-time Academic All-American, two-time All-ACC Academic selection and four-time ACC Academic Honor Roll member. He is one of only three Academic All-Americans in program history and the only Tiger to be a multi-year Academic All-American.

After limited action in 2009 and 2010, he became an everyday starter as a junior in 2011, when he hit .333 with 22 doubles, four homers and 33 RBIs. He also became Clemson's first Academic All-American since 1995.

As a senior in 2012, Pohl was a First-Team All-ACC selection. He was also a strength & conditioning All-American and first-team Academic All-American in 2012, when he hit .286 with nine homers and a team-high 58 RBIs.

Pohl graduated from Clemson in 2012 with a degree in management with a 3.63 career GPA and 3.0 GPA or better in all eight semesters at Clemson. He was also honored during the 2010 College World Series Opening Ceremonies for having Clemson's highest GPA.

He was born Philip Michael Pohl on July 22, 1990 in Bakersfield, Calif. The Cooperstown, N.Y. native and his wife, Christy, a former Clemson track & field student-athlete, have a son, Vincent, and daughter, Victoria.



DIRECTOR OF VIDEO & TECHNOLOGY CARTER FRICKS



CARTER FRICKS

- DIRECTOR OF VIDEO & TECHNOLOGY
- 1ST SEASON AT CLEMSON
- CLEMSON '22

Carter Fricks is in his first season with the Tiger program as director of video & technology in 2025. Fricks oversees all video and technological applications used in advancing player and scouting development, including applications owned by the program, as he collects data, breaks down film and provides analysis to players and coaches. He also assists in all camp and summer operations taking place within the baseball facilities.

The native of Pendleton, S.C. and graduate of D.W. Daniel High School played two years as a catcher at Toccoa (Ga.) Falls College. He was a member of the 2019 team that advanced to the NCCAA World Series.

He hit .324 as a sophomore in 2020, as his season was cut short due to the COVID-19 pandemic.

Fricks transferred to Clemson in 2020 and worked with the program in a student capacity from 2021-24. He was a bullpen catcher in 2021 and 2022, then became a graduate manager in charge of video operations. He served in that capacity in 2023 and 2024, helping the Tigers to the 2023 ACC championship and 2024 ACC Atlantic Division title.

He was born Carter Lee Fricks on Dec. 17, 1999 in Greenville, S.C. The Pendleton, S.C. native received his bachelor's degree in business management from Clemson in 2022 and earned his master's degree in athletic



leadership from Clemson in 2024, as he had a 4.0 GPA in graduate school.



PROGRAM DEVELOPMENT JACK LEGGETT



JACK LEGGETT

- PROGRAM DEVELOPMENT
- 27TH SEASON AT CLEMSON
- MAINE '76

Jack Leggett is in his third season with the Tiger program assisting with player, staff and program development in 2025 and 27th season overall with the program. Leggett served as Clemson's head coach for 22 seasons (1994-15) after spending two seasons (1992,93) as an assistant coach under Head Coach Bill Wilhelm. In 36 seasons as a Division I head coach, Leggett totaled 1,332 wins, tied for 12th in history entering the 2025 season.

As head coach, Leggett led the Tigers to 955 wins, 21 NCAA Tournament appearances and six College World Series berths. Clemson was the seventh-winningest program in the nation during his time as head coach, while his six trips to Omaha tied for ninth most in the nation during his tenure.

Under Leggett, the Tigers won three ACC Tournament titles, and he was named ACC Coach-of-the-Year three times. He coached 11 first-round draft picks, 21 players who went on to play in the major leagues, 31

First-Team All-ACC players, 34 All-Americans and 121 players who signed professional contracts.

Leggett was inducted into the ABCA Hall of Fame in 2014, the Clemson Athletic Hall of Fame in 2020 and the state of South Carolina Hall of Fame in 2024. On April 15, 2023, his number (7) was retired at Clemson.

He graduated with honors from Maine in 1976, where he was an all-star performer in baseball and football. Leggett captained the Black Bears to the 1976 College World Series. He is also still tied for kicking the longest field goal (52) in Maine history.

Leggett earned his bachelor's degree in physical education and minor in history at Maine in 1976, then earned his master's degree in teacher education at Vermont in 1980.

Leggett has a son, Tanner (former Clemson baseball player), and daughter, Colby. He is married to his wife, Karen, who has three daughters, Kyla, Kristen and Kacie, and a son, Kenny.

LEGGETT'S COACHING RECORD

Year	School	Position(s)	W-L	NCAA
1978	Vermont	HC	11-9	
1979	Vermont	HC	12-11	
1980	Vermont	HC	12-16	
1981	Vermont	HC	22-15	
1982	Vermont	HC	18-10	
1983	Western Carolina	HC	25-20	
1984	Western Carolina	HC	37-20	
1985*	Western Carolina	HC	37-35	Regional
1986*	Western Carolina	HC	33-28	Regional
1987*	Western Carolina	HC	36-20	Regional
1988*	Western Carolina	HC	38-24	Regional
1989*	Western Carolina	HC	23-31	Regional
1990	Western Carolina	HC	37-25	
1991	Western Carolina	HC	36-26	
1992	Clemson	AHC,RC	50-14	Regional
1993*	Clemson	AHC,RC	45-20	Regional
1994*	Clemson	HC	57-18	Regional
1995	Clemson	HC	54-14	CWS
1996	Clemson	HC	51-17	CWS
1997	Clemson	HC	41-23	Regional
1998	Clemson	HC	43-16	Regional
1999	Clemson	HC	42-27	Super Regional
2000	Clemson	HC	51-18	CWS
2001	Clemson	HC	41-22	Super Regional
2002	Clemson	HC	54-17	CWS
2003	Clemson	HC	39-22	Regional
2004	Clemson	HC	39-26	Regional
2005	Clemson	HC	43-23	Super Regional
2006*	Clemson	HC	53-16	CWS
2007	Clemson	HC	41-23	Super Regional
2008	Clemson	HC	31-27-1	
2009	Clemson	HC	44-22	Super Regional
2010	Clemson	HC	45-25	CWS
2011	Clemson	HC	43-20	Regional
2012	Clemson	HC	35-28	Regional
2013	Clemson	HC	40-22	Regional
2014	Clemson	HC	36-25	Regional
2015	Clemson	HC	32-29	Regional

* - conference champion

Seasons as a full-time NCAA coach:38
 Winning seasons:36
 NCAA Tournament appearances:28
 Record as an assistant coach:95-34 (.736)
 Record as a head coach: 1332-770-1 (.634)

HEAD COACHING RECORD BY SCHOOL

School	Seasons	Years	W-L	Win %
Vermont	5	1978-82	75-61	.551
Western Carolina	9	1983-91	302-229	.569
Clemson	22	1994-15	955-480-1	.665
Totals	36	1978-91,94-15	1332-770-1	.634

CLEMSON HEAD COACHING RECORD

Year	Overall	ACC	Finish	NCAA
1994^	57-18	20-4	1st	Regional
1995	54-14	20-4	1st	CWS
1996	51-17	17-7	2nd	CWS
1997	41-23	13-10	4th	Regional
1998	43-16	14-9	T-2nd	Regional
1999	42-27	13-10	3rd	Super Regional
2000	51-18	17-7	2nd	CWS
2001	41-22	17-7	2nd	Super Regional
2002	54-17	16-8	4th	CWS
2003	39-22	15-9	T-3rd	Regional
2004	39-26	14-10	T-4th	Regional
2005	43-23	21-9	2nd	Super Regional
2006^	53-16	24-6	*1st	CWS
2007	41-23	18-12	*2nd	Super Regional
2008	31-27-1	11-18-1	*4th	-----
2009	44-22	19-11	*2nd	Super Regional
2010	45-25	18-12	*T-1st	CWS
2011	43-20	17-13	*2nd	Regional
2012	35-28	16-14	*3rd	Regional
2013	40-22	18-12	*3rd	Regional
2014	36-25	15-14	*T-2nd	Regional
2015	32-29	16-13	*4th	Regional
Totals	955-480-1	369-219-1		21 NCAA Tourneys

* - Atlantic Division; ^ - ACC Tournament Champion



SUPPORT STAFF

RICK FRANZBLAU

Assistant Athletic Director, Olympics Sports Performance

Rick Franzblau is in his 10th year as director of Olympic sports performance and 11th with baseball. The previous five years, he was an assistant director of Olympic sports strength & conditioning.

He is responsible for the supervision of other full-time strength & conditioning coaches, graduate assistants and volunteer interns. As an assistant, he was directly responsible for baseball, track & field, cross country, men's & women's golf, men's tennis and women's diving programs. He also worked as a graduate assistant at Clemson with football and Olympic sports.

At Clemson, Franzblau has worked with 11 ACC championship track & field squads. He has also worked with eight individual NCAA champions and seven track & field Olympians. In 2021, he worked with the national championship men's soccer team.

Franzblau graduated in 2006 with a degree in history from Colgate, where he spent three years as a student assistant strength coach after his football career was cut short due to injuries. He is a certified strength & conditioning specialist through the NSCA and holds the SCCC certification through the CSCCA organization.

KIMBERLEY HILL

Assistant Athletic Trainer

Kimberley Hill is in her third season at Clemson and serves as the athletic trainer for the baseball program. She spent the previous 20 seasons as Michigan's baseball athletic trainer.

Hill earned a bachelor's degree from Colorado in 1996 and a master's degree from Kansas State in 1998. She then served as director of women's athletic training at Fresno State from 1998-01.

Hill, a native of Colorado Springs, Colo., earned her certification as an athletic trainer in 1996 and is a member of the National Athletic Trainers' Association (NATA).

CAROLINE GUILFOIL

Assistant Director of Olympic Sports Nutrition

Caroline Guilfoil joined the Clemson staff in 2022 as an Olympic sports nutrition fellow and is in her second year as the assistant director of Olympic sports nutrition.

In addition to baseball, she is directly responsible for women's volleyball and women's gymnastics. At Clemson, Guilfoil has also worked with men's golf, the 2023 ACC championship women's golf team and the 2023 national championship men's soccer squad.

In 2019, Guilfoil earned her degree in dietetics from Florida, where she spent three years as a student nutrition assistant with Olympic sports and football. She earned her master's degree in exercise & nutrition sciences at Lipscomb in 2021.

Guilfoil, married to Tyler, is the owner and CEO of Caroline Nutrition, LLC, her online nutrition private practice working with high school, college and professional athletes across all sports to optimize nutrition for performance.

LINDSEY RICKETTS

Senior Associate Director of Athletic Academic Services

Lindsey Ricketts is in her 14th season as the athletic academic advisor for the baseball team. She also serves as the advisor for the men's soccer squad. Ricketts is a member of the National Association of Academic Advising for Athletics (N4A) and received her individual certification in 2011.

The Pendleton, S.C. native is no stranger to the Clemson baseball program, as she served as a Tiger bat girl during the 2001-06 seasons while a student at Clemson.

Prior to advising, she worked at athletic academic services as an administrative assistant, where she coordinated the class attendance program and handled textbooks/supplies for scholarship student-athletes.

In 2004, Ricketts earned a bachelor of science degree in marketing, with an emphasis in sports, from Clemson. In 2006, she received a master's degree in human resource development, with a specialty in educational counseling, from Clemson.

Ricketts' father, Robert, was a long-standing administrator and associate athletic director in the Clemson athletic department as well.

BRIAN HENNESSY

Senior Associate Director of Athletic Communications

Brian Hennessy is in his 24th year at Clemson and serves as a senior associate director of athletic communications. The Clemson, S.C. native also worked as a student and graduate assistant in the athletic communications office for six years (1995-00).

He is responsible for all operations for baseball and is the secondary football contact. Hennessy coordinates the office's photography, including managing the photographers and digital photo library. He was also the editor of Orange The Experience magazine from 2015-18.

He has written and edited the baseball guide (1998-00,03-25) and football guide (2002-14,17-24). He has received numerous CoSIDA honors for his baseball guides, including No. 1 national rankings in 2014 and 2017, and No. 2 rankings in 2005, 2015 and 2016.

He has been responsible for layout and editing of the football gameday programs since 2002 and had it ranked No. 1 in the nation for the series every year from 2015-22, and No. 2 in 2008, 2012 and 2013.

He graduated from Clemson in 1998 and received a master's degree from Clemson in 2000.

MIKE WILSON

Director of Equipment, Olympic Sports

Mike Wilson is in his 20th year with the Clemson equipment room, 15th year working with Clemson baseball and 12th year as director of Olympic sports equipment. Better known as "House," Wilson served as a graduate assistant equipment manager for football at Clemson (2002-04) and student equipment manager for football at Clemson (1999-02).

Wilson is a 2002 and 2004 graduate of Clemson, as he earned his undergraduate degree in sociology and his master's degree in human resource development.

He is a certified equipment manager and member of the Athletic Equipment Managers Association. He is married to the former Meredith Fant of Union, S.C. The couple has a daughter, McLendon.

CLEMSON  **N**
IT'S ABOUT
FAMILY

MEET THE TIGERS



CAM CANNARELLA
OF • JR.

VETERAN BIOS



JOE ALLEN

24

RHP • R-R • 6-3 • 225 • JR. • 2VL
 HAMPTON FALLS, N.H.
 WINNACUNNET HIGH SCHOOL
 COMMUNICATION

Righthander who was a long reliever and spot starter in his first two seasons ... two-time All-ACC Academic selection ... two-time ACC Academic Honor Roll member ... in 52.1 innings pitched over 29 appearances (four starts) and two seasons, he has a 4-0 record, one save and a 4.99 ERA while allowing 49 hits (.249 opponents' batting average) and 28 walks with 58 strikeouts.

2024 (SOPHOMORE)

All-ACC Academic selection ... ACC Academic Honor Roll member ... had a 1-0 record and 6.35 ERA in 12 relief appearances ... in 22.2 innings pitched, he allowed 16 hits (.190 opponents' batting average) and 13 walks with 25 strikeouts ... in 7.0 inning pitched over five relief appearances in night games, he allowed four hits (.167 opponents' batting average) and one run (1.29 ERA) with 10 strikeouts ... in 6.1 innings pitched after the seventh inning, he allowed one hit, no runs and two walks with nine strikeouts ... pitched 4.0 innings in relief, allowing two hits and one walk with two strikeouts to earn the win against Presbyterian on Feb. 20 ... pitched 2.0 innings in relief, allowing no hits, no runs and no walks with two strikeouts against UNC Greensboro on March 8 ... pitched 2.0 hitless and scoreless innings in relief with two strikeouts against Presbyterian at Greenville, S.C. on March 20 ... pitched 1.1 perfect innings in relief with three strikeouts against USC Upstate on April 9 ... pitched 2.0 hitless and scoreless innings in relief with three strikeouts in the second game of a doubleheader against Pittsburgh on April 20 ... played for Orleans in the Cape Cod Baseball League in the summer, when he had a 5.12 ERA and 18 strikeouts in 19.1 innings pitched over 10 relief appearances.

2023 (FRESHMAN)

All-ACC Academic selection ... ACC Academic Honor Roll member ... had a 3-0 record, one save and a 3.94 ERA in 17 appearances (four starts) ... in 29.2 innings pitched, he allowed 33 hits (.292 opponents' batting average) and 15 walks with 33 strikeouts ... held opponents to .194 with two outs ... did not allow any of his six inherited baserunners to score ... in 6.2 innings pitched after the sixth inning, he allowed one hit and no runs with four strikeouts ... pitched 1.2 innings in relief, allowing one hit and no runs with three strikeouts against UCF on Feb. 24 ... pitched 3.0 innings in relief, allowing one run with

three strikeouts to earn his first career win against East Tennessee State on March 7 ... pitched 4.0 innings in relief, allowing no hits, no runs and one walk with two strikeouts to record his first career save in the first game of a doubleheader against Georgia State on March 11 ... pitched 2.0 innings in relief, allowing two hits and no runs with three strikeouts against College of Charleston on March 14 ... pitched 6.0 innings in his first career start, allowing six hits, two runs and one walk with six strikeouts at Kennesaw State on March 22 ... pitched a hitless and scoreless inning in relief with two strikeouts to earn the win at No. 8 Coastal Carolina on May 10 ... pitched 2.0 innings in a starting role, allowing two hits and no runs with two strikeouts to earn the win against USC Upstate on May 16 ... No. 77 freshman in the nation

ALLEN'S CAREER HIGHS

Total IP	6.0	Kennesaw State	3-22-23
Scoreless IP	4.0	Georgia State	⁽¹⁾ 3-11-23
Hits	6	Kennesaw State	3-22-23
Runs	5	Louisville	4-28-24
Earned Runs	5	Louisville	4-28-24
Walks	4	East Tennessee State	3-7-23
Strikeouts	6	Kennesaw State	3-22-23

in the preseason by Perfect Game ... No. 20 freshman in the ACC in the preseason by Perfect Game ... No. 30 freshman in the ACC in the preseason by D1Baseball ... top-27 ACC prospect for the 2025 draft in the preseason by Perfect Game ... played for Newport in the New England Collegiate Baseball League in the summer, when he was 0-1 with a 6.92 ERA and 10 strikeouts in 13.0 innings pitched over seven appearances (two starts).

BEFORE CLEMSON

No. 122 player and No. 36 righthander in the nation by Perfect Game ... No. 1 player in New Hampshire by Perfect Game ... state Gatorade Player-of-the-Year as a senior ... U18 USA National Team ... East Coast Pro Showcase ... Area Code Games ... lettered four times in baseball and three times in baseball at Winnacunnet High School, where he was coached by Aaron Abood.

PERSONAL

His brother, Ben, played basketball at Emerson ... majoring in communication ... born Joseph Gramza Allen on Oct. 20, 2003 in Atlanta, Ga.



ALLEN'S CAREER STATS

OVERALL

Year	ERA	W-L	APP	GS	CG	SHO/CBO	SV	IP	H	R	ER	BB	SO	AB	O/BA	WP	HBP	BK	PO	A	E	Fld%
2023	3.94	3-0	17	4	0	0/0	1	29.2	33	13	13	15	33	113	.292	7	5	0	3	5	0	1.000
2024	6.35	1-0	12	0	0	0/0	0	22.2	16	16	16	13	25	84	.190	6	2	0	2	3	0	1.000
Totals	4.99	4-0	29	4	0	0/0	1	52.1	49	29	29	28	58	197	.249	13	7	0	5	8	0	1.000

ACC REGULAR SEASON

Year	ERA	W-L	APP	GS	CG	SHO/CBO	SV	IP	H	R	ER	BB	SO	AB	O/BA	WP	HBP	BK	PO	A	E	Fld%
2023	7.36	0-0	3	1	0	0/0	0	3.2	7	3	3	4	4	18	.389	3	1	0	0	0	0	----
2024	10.57	0-0	4	0	0	0/0	0	7.2	8	9	9	7	9	32	.250	6	1	0	1	1	0	1.000
Totals	9.53	0-0	7	1	0	0/0	0	11.1	15	12	12	11	13	50	.300	9	2	0	1	1	0	1.000



VETERAN BIOS



B.J. BAILEY

13

LHP • L-L • 6-3 • 180 • ^*SR • 1VL
 WOODRUFF, S.C.
 SPARTANBURG METHODIST COLLEGE
 COMMUNICATION

Was primarily a matchup lefthander out of the bullpen in the 2023 season.

2024 (SENIOR)

Redshirted ... suffered a leg injury and missed the season.

2023 (JUNIOR)

All-ACC Academic selection ... ACC Academic Honor Roll member ... had a 2-2 record and 4.02 ERA in 17 relief appearances ... in 15.2 innings pitched, he allowed 18 hits (.286 opponents' batting average) and six walks with 20 strikeouts ... pitched 0.2 innings in relief, allowing

no runs and no walks with one strikeout to earn the win against Charlotte on Feb. 21; was his first career appearance ... scored a run as a pinch-runner on Billy Amick's walkoff grand slam against Georgia State on March 10 ... pitched 1.2 innings in relief, allowing one hit, no runs and no walks with one strikeout at Georgia on April 11 ... pitched 1.2 innings in relief, allowing one hit, no runs and no walks to earn the win against Virginia Tech in the ACC Tournament on May 24.

BEFORE CLEMSON

Played two seasons at Spartanburg Methodist College, where he was 5-3 with one save, a 3.43 ERA and 112

BAILEY'S CAREER HIGHS			
Total IP	1.2	many (2)	-----
Scoreless IP	1.2	many (2)	-----
Hits	2	many (6)	-----
Runs	3	UCF	2-26-23
Earned Runs	2	Kennesaw State	4-25-23
Walks	1	many (6)	-----
Strikeouts	2	many (8)	-----
Runs	1	Georgia State	3-10-23
Hits	0	-----	-----
Doubles	0	-----	-----
Home Runs	0	-----	-----
RBI's	0	-----	-----
Walks	0	-----	-----
Steals	0	-----	-----

strikeouts in 76.0 innings pitched over 23 appearances (11 starts) in 2021 and 2022 under Head Coach Tim Wallace ... all-region as a sophomore and junior at Woodruff High School ... member of the district champions as a sophomore ... lettered three times in baseball and two times in football at Woodruff High School, where he was coached by Grant Ramsey.

PERSONAL

His grandfather, Charlie Phillips, played baseball at Carson-Newman ... graduated May 9, 2024 with a degree in communication ... born Stephen Brian Bailey Jr. on Aug. 11, 2001 in Spartanburg, S.C.



BAILEY'S CAREER STATS

OVERALL

Year	ERA	W-L	APP	GS	CG	SHO/CBO	SV	IP	H	R	ER	BB	SO	AB	O/BA	WP	HBP	BK	PO	A	E	Fld%
2023	4.02	2-2	17	0	0	0/0	0	15.2	18	11	7	6	20	63	.286	0	1	0	0	2	0	1.000

Year	Avg	GP-GS	AB	R	H	2B	3B	HR	RBI	TB	Slg%	BB	HP	SO	GDP	OB%	SF	SH	SB	PO	A	E	Fld%
2023	-----	1-0	0	1	0	0	0	0	0	0	-----	0	0	0	0	-----	0	0	0-0	0	2	0	1.000

ACC REGULAR SEASON

Year	ERA	W-L	APP	GS	CG	SHO/CBO	SV	IP	H	R	ER	BB	SO	AB	O/BA	WP	HBP	BK	PO	A	E	Fld%
2023	3.86	0-0	5	0	0	0/0	0	4.2	4	3	2	2	5	19	.211	0	0	0	0	1	0	1.000



VETERAN BIOS



TRISTAN BISSETTA

27

OF • L-L • 6-1 • 225 • ^*JR • 2VL
 GREENVILLE, S.C.
 J.L. MANN HS
 FINANCIAL MANAGEMENT

Outfielder who has good power ... one of the strongest players on the team ... became the primary starter in left field during the second half of the 2024 season ... three-time ACC Academic Honor Roll member ... a career .286 hitter with a .487 slugging percentage and .387 on-base percentage in 56 games (39 starts) over two active seasons ... has eight doubles, a triple, seven homers, 35 RBIs, 29 runs, 23 walks, three hit-by-pitches and three steals.

2024 (REDSHIRT SOPHOMORE)

Won the team's Most Improved Award ... All-ACC Academic selection ... ACC Academic Honor Roll member ... hit .298 with 29 runs, seven doubles, a triple, seven homers, 34 RBIs, a .511 slugging percentage, .401 on-base percentage, 22 walks, three hit-by-pitches and three steals in 44 games (36 starts, including 22 in left field, eight as the DH and six in right field) ... hit .375 with runners on base and .450 with runners in scoring position ... hit .308 with four homers, three doubles, 20 RBIs and 17 runs in 24 ACC regular-season games (19 starts) ... hit .333 with three homers, six doubles, 15 RBIs, 17 runs, a .451 on-base percentage and a steal in 25 home games (20 starts) ... had 12 multiple-hit games ... Clemson Regional All-Tournament selection by going 3-for-11 (.273) with two doubles, an RBI, two runs and three walks in three games ... went 2-for-4 with two homers and three RBIs against UNC Greensboro on March 9; was his first start of the season and his first career homers ... went 2-for-4 with a double, two RBIs and a walk against Manhattan on March 12 ... hit a grand slam at No. 3 Duke on March 16 ... went 2-for-4 with four RBIs, two runs and a walk at Louisville on April 26 ... went 2-for-5 with a homer, two RBIs and two runs at Louisville on April 28 ... went 2-for-3 with a double, RBI, run and walk against Georgia Tech on May 5 ... hit a two-run homer at No. 12 Wake Forest on May 11 ... hit a three-run homer at No. 12 Wake Forest on May 12 ... went 3-for-5 with a double, two RBIs, a run and steal against Boston College on May 17 ... went 3-for-4 with a triple, two RBIs and a run against Louisville in the ACC Tournament on May 24 ... went 2-for-4 with a double, RBI, run and walk against High Point in the Clemson Regional on May 31; hit the walkoff single in the ninth inning ... went 1-for-3 with a homer and walk against No. 13 Florida in the Clemson Super Regional on June

8 ... played for Bourne in the Cape Cod Baseball League in the summer, when he hit .267 with a double, a team-high four homers, 11 RBIs, nine runs, a .556 slugging percentage, .468 on-base percentage and a steal in 16 games; helped Bourne to the championship series; third in the league in slugging percentage and on-base percentage (minimum 45 at-bats).

2023 (REDSHIRT FRESHMAN)

ACC Academic Honor Roll member ... hit .154 with a double, RBI, .231 slugging percentage, .214 on-base percentage and walk in 12 games (three starts, including two in right field and one as the DH) ... hit a pinch-hit single at Georgia Tech on March 25; was his first career hit ... played for Lexington County in the Coastal Plain League in the summer, when he hit .095 with a run.

BISSETTA'S CAREER HIGHS

Runs	2	many (4)	-----
Hits	3	many (2)	-----
Doubles	1	many (7)	-----
Home Runs	2	UNC Greensboro	3-9-24
RBIs	4	many (2)	-----
Walks	2	many (4)	-----
Steals	2	Louisville	4-27-24

2022 (FRESHMAN)

Redshirted ... ACC Academic Honor Roll member ... No. 109 freshman in the ACC in the preseason by Perfect Game ... played for Charlottesville in the Valley League in the summer, when he hit .185 with a homer, two doubles, three RBIs, three runs and two steals in nine games, then played for Lexington County in the Coastal Plain League, where he hit .254 with a team-tying-high five homers, three doubles, 10 RBIs, 18 runs and three steals in 24 games.

BEFORE CLEMSON

North-South All-Star Game selection ... region player-of-the-year as a senior ... Greenville News Male Athlete-of-the-Year as a senior ... lettered six times in swimming and three times in baseball at J.L. Mann High School, where he was coached by Brian Simpson.

PERSONAL

His father, Jack, played basketball at SUNY Potsdam ... graduated May 9, 2024 with a degree in financial management in only three years ... born Tristan Albert Bissetta on May 27, 2003 in Greenville, S.C.



BISSETTA'S CAREER STATS

OVERALL

Year	Avg	GP-GS	AB	R	H	2B	3B	HR	RBI	TB	Slg%	BB	HP	SO	GDP	OB%	SF	SH	SB	PO	A	E	Fld%
2023	.154	12-3	13	0	2	1	0	0	1	3	.231	1	0	6	0	.214	0	0	0-0	2	0	0	1.000
2024	.298	44-36	141	29	42	7	1	7	34	72	.511	22	3	41	3	.401	1	0	3-5	35	1	4	.900
Totals	.286	56-39	154	29	44	8	1	7	35	75	.487	23	3	47	3	.387	1	0	3-5	37	1	4	.905

ACC REGULAR SEASON

Year	Avg	GP-GS	AB	R	H	2B	3B	HR	RBI	TB	Slg%	BB	HP	SO	GDP	OB%	SF	SH	SB	PO	A	E	Fld%
2023	.250	6-2	8	0	2	1	0	0	1	3	.375	1	0	4	0	.333	0	0	0-0	1	0	0	1.000
2024	.308	24-19	78	17	24	3	0	4	20	39	.500	7	3	19	1	.386	0	0	3-3	16	0	2	.889
Totals	.302	30-21	86	17	26	4	0	4	21	42	.488	8	3	23	1	.381	0	0	3-3	17	0	2	.895



VETERAN BIOS



LUKE BROWN

25

- RHP • R-R • 6-7 • 205 • SO • 1VL
- APEX, N.C.
- MIDDLE CREEK HS
- MECHANICAL ENGINEERING

Righthander who made just one appearance in his freshman season in 2024.

2024 (FRESHMAN)

ACC Academic Honor Roll member ... had an 0-0 record and a 9.00 ERA in one relief appearance ... in 1.0 innings

pitched, he allowed one hit (.333 opponents' batting average), no homers and one walk with one strikeout ... played for Martha's Vineyard in the New England Collegiate Baseball League in the summer, when he had two saves, a 4.45 ERA and 37 strikeouts in 30.1 innings pitched over 13 appearances (two starts).

L. BROWN'S CAREER HIGHS

Total IP	1.0	Winthrop	3-19-24
Scoreless IP	0.0	-----	-----
Hits	1	Winthrop	3-19-24
Runs	1	Winthrop	3-19-24
Earned Runs	1	Winthrop	3-19-24
Walks	1	Winthrop	3-19-24
Strikeouts	1	Winthrop	3-19-24

BEFORE CLEMSON

No. 254 righthander in the nation by Perfect Game ... No. 23 player and No. 6 righthander in North Carolina by Perfect Game ... first-team all-state selection ... conference pitcher-of-the-year ... two-time all-conference selection ... owns the career and season strikeout records at Middle Creek High School ... lettered three times in baseball at Middle Creek High School, where he was coached by Nate Logan.

PERSONAL

Majoring in mechanical engineering ... born Luke Jacob Brown on Nov. 18, 2004 in Apex, N.C.



L. BROWN'S CAREER STATS

OVERALL

Year	ERA	W-L	APP	GS	CG	SHO/CBO	SV	IP	H	R	ER	BB	SO	AB	O/BA	WP	HBP	BK	PO	A	E	Fld%
2024	9.00	0-0	1	0	0	0/0	0	1.0	1	1	1	1	1	3	.333	0	1	0	0	0	0	-----

VETERAN BIOS



CAM CANNARELLA 10

OF • L-R • 6-0 • 185 • JR. • 2VL
 HARTSVILLE, S.C.
 HARTSVILLE HS
 SPORTS COMMUNICATION

Outfielder who showed consistency at the top of the lineup as a freshman in 2023, then did the same in 2024 while playing all but four games with an injury ... never played in the outfield prior to spring 2023 practice ... hampered by an injury during most of the 2024 season ... two-time All-ACC selection ... two-time USA Collegiate National Team Training Camp invitee ... a career .363 hitter with a .560 slugging percentage and .440 on-base percentage in 117 games (117 starts) over two seasons ... has 32 doubles, six triples, 18 homers, 107 RBIs, 130 runs, 67 walks, five hit-by-pitches and 24 steals ... preseason first-team All-American by D1Baseball ... preseason second-team All-American by Perfect Game ... preseason ACC player-of-the-year by Baseball America ... preseason first-team All-ACC by Perfect Game ... No. 4 college prospect for the 2025 draft in the preseason by D1Baseball ... No. 5 junior in the nation in the preseason by Perfect Game ... No. 2 ACC prospect for the 2025 draft in the preseason by D1Baseball.

2024 (SOPHOMORE)

Golden Spikes Award Watch List member ... Bobby Bragan National Collegiate Slugger Award Watch List member ... third-team All-American by NCBWA ... Third-Team All-ACC selection ... won the team's Inspiration Award ... won the Brandon Streeter Award ... hit .337 with 58 runs, 16 doubles, three triples, 11 homers, 60 RBIs, a .561 slugging percentage, .417 on-base percentage, 34 walks and a hit-by-pitch in 58 games (58 starts, including 48 in center field and 10 as the DH) ... tied for seventh in the ACC in triples, tied for eighth in hits per game (1.43) and tied for 10th in triples per game (0.05) ... led the team in triples and multiple-hit games (29) ... had 16 multiple-RBI games ... had a 17-game hitting streak from May 2023 to March 2024, which included his last nine games of 2023 and his first eight games of 2024 ... had a 25-game on-base streak from May 2023 to March 2024, which included his last 17 games of 2023 and first eight games of 2024 ... named ACC Player-of-the-Week on April 29 for his four games from April 23-28; was 9-for-20 (.450) with two homers, two doubles, six RBIs and four runs ... had multiple hits in five consecutive games from April to May ... Clemson Regional All-Tournament selection by going 4-for-11 (.364) with a homer, five RBIs, two runs and three walks in three games ... went 3-for-4 with a homer, four RBIs,

two runs and a hit-by-pitch against Kennesaw State on Feb. 24 ... went 3-for-5 with a homer, four RBIs and three runs in the first game of a doubleheader against No. 7 Florida State on March 23 ... went 3-for-3 with three runs and two walks against Louisville in the ACC Tournament on May 24 ... went 2-for-6 with a homer, four RBIs and two runs against No. 13 Florida in the Clemson Super Regional on June 9; his three-run homer in the ninth inning tied the score and his over-the-shoulder catch in the 10th inning extended the game.

2023 (FRESHMAN)

First-team freshman All-American by Baseball America, D1Baseball and Perfect Game ... freshman All-American by Collegiate Baseball ... second-team freshman All-American by NCBWA ... second-team All-Atlantic Region by ABCA ... ACC Freshman-of-the-Year ... First-Team All-ACC selection ... All-ACC Freshman selection ... won the team's Newcomer Award ... hit .388 with 72 runs, 16 doubles, three triples, seven homers, 47 RBIs, a .560 slugging percentage, .462 on-base percentage, 33 walks, four hit-by-pitches and 24 steals in 59 games (59 starts in center field) ... tied for eighth in Tiger history in singles (71) ... tied for 15th in the nation in hits (97) and 17th in hits per game (1.64); first in the nation in hits among freshmen; third in the nation in batting average among freshmen and first among Power 5 Conference freshmen ... second in the ACC in hits per game, third in runs per game (1.22), third in steals, fourth in steals per game (0.41), tied for fourth in hits, fifth in batting average, sixth in runs and tied for sixth in triples ... led the team in runs, hits, triples and multiple-hit games (28) ... his 97 hits and 72 runs were the most by a Tiger since 2010 ... had seven three-hit games, three four-hit games and two five-hit games ... had 10 multiple-RBI games ... hit a team-high .424 with two outs ... hit an ACC-high .408 with three homers, seven doubles, 15 RBIs, 29 runs and nine steals in 27 ACC regular-season games ... reached base via a hit or walk in 57 of his 59 games ... earned All-ACC Tournament honors by going 5-for-17 (.294) with a homer, two triples, a double, four RBIs, six runs, a .429 on-base percentage and a steal in four games ... Clemson Regional All-Tournament selection by going 4-for-9 (.444) with a homer, two doubles, four RBIs, two runs and a .545 on-base percentage in two games ... began his college career on a 14-game hitting streak and 30-

CANNARELLA'S CAREER HIGHS

Runs	4	Georgia State	3-10-23
Hits	5	many (2)	-----
Doubles	2	many (6)	-----
Home Runs	1	many (18)	-----
RBIs	4	many (5)	-----
Walks	3	many (3)	-----
Steals	2	many (2)	-----

game on-base streak ... went 4-for-5 with a triple, three RBIs, three runs, a walk and steal against Binghamton on Feb. 19 ... went 3-for-4 with two doubles and an RBI against No. 23 South Carolina on March 3; received the Bob Bradley Award, as he was 6-for-13 (.462) with three doubles, two RBIs, a run and steal in the three-game series ... went 5-for-6 with a team-season-high four runs against Georgia State on March 10; joined Cooper Ingle to become the first Tigers with five hits in a game since 2012 and the first Tiger duo with five hits apiece in the same game since 1982 ... went 5-for-6 with two doubles, two RBIs, three runs and a steal in the second game of a doubleheader against Duke on March 18 ... went 1-for-4 with a three-run walkoff homer, two runs, a walk and steal against Winthrop on March 21 ... went 4-for-5 with two runs at Florida State on April 8; was 6-for-12 with four runs and a .600 on-base percentage in the series ... went 4-for-5 with a run against No. 22 Louisville on May 5 ... went 3-for-5 with a homer, two doubles, four RBIs and a walk against No. 9 Tennessee in the Clemson Regional on June 3.

BEFORE CLEMSON

No. 125 shortstop in the nation by Perfect Game ... No. 12 player and No. 4 shortstop in South Carolina by Perfect Game ... lettered in baseball at Hartsville High School, where he was coached by Tony Gainey.

PERSONAL

His mother, Holley, played tennis at South Carolina ... majoring in sports communication ... born Cameron Glover Cannarella on Sept. 6, 2003 in Lexington, S.C.



CANNARELLA'S CAREER STATS

OVERALL

Year	Avg	GP-GS	AB	R	H	2B	3B	HR	RBI	TB	Slg%	BB	HP	SO	GDP	OB%	SF	SH	SB	PO	A	E	Fld%
2023	.388	59-59	250	72	97	16	3	7	47	140	.560	33	4	39	6	.462	3	0	24-29	144	0	1	.993
2024	.337	58-58	246	58	83	16	3	11	60	138	.561	34	1	44	2	.417	2	0	0-2	93	1	2	.979
Totals	.363	117-117	496	130	180	32	6	18	107	278	.560	67	5	83	8	.440	5	0	24-31	237	1	3	.988

ACC REGULAR SEASON

Year	Avg	GP-GS	AB	R	H	2B	3B	HR	RBI	TB	Slg%	BB	HP	SO	GDP	OB%	SF	SH	SB	PO	A	E	Fld%
2023	.408	27-27	120	29	49	7	0	3	15	65	.542	12	1	19	2	.463	1	0	9-11	72	0	0	1.000
2024	.296	30-30	125	27	37	7	1	4	26	58	.464	20	0	29	1	.393	0	0	0-0	45	1	1	.979
Totals	.351	57-57	245	56	86	14	1	7	41	123	.502	32	1	48	3	.427	1	0	9-11	117	1	1	.992



VETERAN BIOS



ANDREW CIUFO

5

- INF • R-R • 6-0 • 200 • ^**SR • 1VL
- MEDFORD, N.Y.
- GEORGETOWN UNIVERSITY
- ATHLETIC LEADERSHIP IN EDUCATION

Transfer who was the starting shortstop during the first half of the 2024 season before suffering a season-ending injury at midseason ... a career .272 hitter with a .407 slugging percentage and .353 on-base percentage in 105 games (104 starts) over three seasons, including two at Georgetown and one at Clemson ... has eight doubles, three triples, 12 homers, 66 RBIs, 69 runs, 44 walks, seven hit-by-pitches and 22 steals ... has a .965 career fielding percentage.

2024 (DOUBLE REDSHIRT JUNIOR)

ACC Academic Honor Roll member ... hit .280 with 19 runs, two doubles, a triple, two homers, 16 RBIs, a .378 on-base percentage, 15 walks, a hit-by-pitch and five steals in 27 games (27 starts at shortstop) ... had five sacrifice bunts ... Clemson had a 24-3 record in his 27 starts ... had a .955 fielding percentage, committing only five errors in 110 chances ... did not commit an error in 47 chances in 11 ACC regular-season games ... did not commit an error in his last 21 games of the season ... was 4-for-6 with nine RBIs with the bases loaded ... went 2-for-3 with his first homer as a Tiger and a walk against Xavier on Feb. 17 ... went 2-for-3 with three RBIs, a walk and steal against Kennesaw State on Feb. 25 ... went 3-for-6 with a walkoff homer in the 12th inning and two runs against No. 12 South Carolina at Columbia, S.C. (Segra Park) on March 2; it was the first walkoff homer by a Tiger against South Carolina; received the Bob Bradley Award, as he was 4-for-10 with a homer, two RBIs and two runs in the two-game series ... went 2-for-3 with three RBIs, two runs, a walk and steal against UNC Greensboro on March 8 ... went 3-for-4 with three RBIs, two runs and a walk against No. 7 Florida State on March 24 ... suffered a torn ACL at Notre Dame on April 6 and missed the rest of the season.

BEFORE CLEMSON

Member of the Georgetown team for four seasons (2020-23), as he only saw action in the 2021 and 2022 seasons ... hit .270 with 50 runs, six doubles, two triples, 10 homers, 50 RBIs, a .414 slugging percentage, .344 on-base percentage and 17 steals in 78 games (77 starts) in his career at Georgetown, where he was coached by Edwin Thompson ... did not play in the 2023 season ... hit .297 with nine homers, 37 RBIs and 11 steals in 51 games in 2022 ... All-Big East Tournament selection in

the 2022 season ... Coastal Plain League All-Star in the 2022 season ... hit .447 with a .531 on-base percentage and a junior ... first-team All-Central New England Prep

CIUFO'S CAREER HIGHS

Runs	2	many (7)	-----
Hits	3	many (2)	-----
Doubles	1	many (2)	-----
Home Runs	1	many (2)	-----
RBIs	3	many (2)	-----
Walks	2	many (2)	-----
Steals	2	Presbyterian	2-20-24

selection ... National Honor Society member ... lettered four times in baseball at Patchogue-Medford High School and Phillips (Mass.) Academy, where he was coached by Kevin Graber.

PERSONAL

His brother, Richard, played baseball at Brown ... pronounced CHEW-fo ... earned a certificate on May 9, 2024 in athletic leadership in education ... born Andrew John Ciuffo on Sept. 7, 2000 in Medford, N.Y.



CIUFO'S CAREER STATS

OVERALL																							
Year	Avg	GP-GS	AB	R	H	2B	3B	HR	RBI	TB	Slg%	BB	HP	SO	GDP	OB%	SF	SH	SB	PO	A	E	Fld%
2021*	.209	27-26	86	8	18	1	1	1	13	24	.279	2	4	26	1	.253	3	1	6-7	31	58	1	.989
2022*	.297	51-51	192	42	57	5	1	9	37	91	.474	27	2	46	1	.382	4	0	11-12	71	146	9	.960
2024	.280	27-27	93	19	26	2	1	2	16	36	.387	15	1	29	0	.378	2	5	5-7	24	81	5	.955
Totals	.272	105-104	371	69	101	8	3	12	66	151	.407	44	7	101	2	.353	9	6	22-26	126	285	15	.965


* - Georgetown

ACC REGULAR SEASON

Year	Avg	GP-GS	AB	R	H	2B	3B	HR	RBI	TB	Slg%	BB	HP	SO	GDP	OB%	SF	SH	SB	PO	A	E	Fld%
2024	.237	11-11	38	5	9	1	1	0	4	12	.316	5	1	15	0	.341	0	2	0-0	13	34	0	1.000



VETERAN BIOS



JACKSON COLE

37

- 🐾 LHP • L-L • 6-2 • 190 • *FR. • RS
- 🐾 BOILING SPRINGS, S.C.
- 🐾 BOILING SPRINGS HS
- 🐾 PARKS, RECREATION & TOURISM MANAGEMENT

Lefthander who sat out in 2024.

2024 (FRESHMAN)

Redshirted ... played for Martha's Vineyard in the New England Collegiate Baseball League in the summer, when he had a 7.26 ERA and 26 strikeouts in 26.0 innings pitched over seven starts.


BEFORE CLEMSON

No. 212 lefthander in the nation by Perfect Game ... No. 39 player and No. 7 lefthander in South Carolina by Perfect Game ... North-South All-Star Game selection ...

region player-of-the-year and Spartanburg County player-of-the-year as a senior ... lettered three times in baseball and two times in football at Boiling Springs High School, where he was coached by Jeff Lipscomb.

PERSONAL

His sister, Gracie, was a Tiger Dancer at Clemson ... his father, Jason, played baseball at USC Upstate ... his grandfather, Eddie, played baseball at Western Carolina ... majoring in parks, recreation & tourism management ... born Jackson Newman Cole on April 4, 2005 in Boiling Springs, S.C.



BRODEY CONN

40

- 🐾 UT • L-R • 6-1 • 205 • *SO. • 1VL
- 🐾 CLEMSON, S.C.
- 🐾 D.W. DANIEL HS
- 🐾 MARKETING

Utility player who is in his third season with the baseball program ... member of the Clemson football team for three seasons (2022-24) as a safety, punter and long snapper, as he also wears #40 in football, as he has played four career games on the gridiron.

2024 (FOOTBALL (REDSHIRT SOPHOMORE))

Played three games on special teams.

2024 (BASEBALL (REDSHIRT FRESHMAN))

ACC Academic Honor Roll member ... hit .333 with a run, homer, RBI, 1.333 slugging percentage and .333 on-base percentage in two games ... hit a homer against Kennesaw State on Feb. 23; was his first career game and hit.

2023 (FOOTBALL (REDSHIRT FRESHMAN))

Did not appear in a game.

2023 (BASEBALL (FRESHMAN))

Redshirted as a member of the developmental squad ... No. 166 freshman in the ACC in the preseason by Perfect Game.

2022 (FOOTBALL (FRESHMAN))

Played one game on special teams against Louisiana Tech on Sept. 17 ... suffered a season-ending injury midseason.

BEFORE CLEMSON

No. 274 second baseman in the nation by Perfect Game ... No. 28 player and No. 9 second baseman in South Carolina by Perfect Game ... all-state as a senior ... all-region as a senior ... team MVP as a senior ... North-South All-Star Game selection ... All-Mountain Lakes as a junior and senior ... Palmetto Games in 2020 and 2021 ... team offensive MVP as a junior ... all-state in football as a senior ... all-region in football as a junior and senior ... All-Mountain Lakes in football as a junior and senior ... lettered four times in baseball and three times in football at D.W. Daniel High School, where he was coached by David Weathers.

PERSONAL

His father, Mickey, is Clemson's co-defensive coordinator and safeties coach; played football at Alabama ... his cousin, Chase Brice, was a quarterback at Clemson

CONN'S CAREER HIGHS			
Runs	1	Kennesaw State	2-23-24
Hits	1	Kennesaw State	2-23-24
Doubles	0	-----	-----
Home Runs	1	Kennesaw State	2-23-24
RBI's	1	Kennesaw State	2-23-24
Walks	0	-----	-----
Steals	0	-----	-----

in 2018 and 2019 before transferring to Duke and App State ... majoring in marketing ... born Brodey Charles Conn on Aug. 30, 2003 in Snellville, Ga.



CONN'S CAREER STATS

OVERALL

Year	Avg	GP-GS	AB	R	H	2B	3B	HR	RBI	TB	Sig%	BB	HP	SO	GDP	OB%	SF	SH	SB	PO	A	E	Fld%
2024	.333	2-0	3	1	1	0	0	1	1	4	1.333	0	0	0	0	.333	0	0	0-0	0	0	0	----



VETERAN BIOS



JACK CRIGHTON

3

- OF • R-R • 6-3 • 200 • JR. • 2VL
- ROCHESTER HILLS, MICH.
- ORCHARD LAKE ST. MARY'S PREPARATORY
- ACCOUNTING

Outfielder who came on late in 2023 to become the predominant starter in right field ... came on late in the 2024 season to become the predominant starter at first base ... two-time All-ACC Academic selection ... two-time ACC Academic Honor Roll member ... a career .286 hitter with a .352 on-base percentage in 74 games (46 starts) over two seasons ... has 10 doubles, a triple, 15 RBIs, 26 runs, 15 walks, five hit-by-pitches and seven steals.

2024 (SOPHOMORE)

All-ACC Academic selection ... ACC Academic Honor Roll member ... hit .313 with 16 runs, seven doubles, a triple, 12 RBIs, a .377 on-base percentage, 10 walks, three hit-by-pitches and three steals in 40 games (30 starts, including 21 at first base, four in left field, four in right field and one as the DH) ... hit .386 with five doubles, nine RBIs, 10 runs, a .451 on-base percentage and three steals in 27 home games (20 starts) ... had 12 multiple-hit games ... was 14-for-28 with four doubles and four RBIs against lefthanders ... did not commit an error in 193 chances, 177 of which were at first base ... hit .412 with a double, two RBIs and two runs in five NCAA Tournament games ... Clemson Regional All-Tournament selection by going 6-for-13 (.462) with an RBI and two runs in three games ... went 4-for-4 with a double and two runs against Kennesaw State on Feb. 24 ... went 2-for-2 with two walks against Manhattan on March 13 ... went 3-for-4 with a run and two steals in the second game of a doubleheader against Pittsburgh on April 20 ... went 2-for-4 with a double, two RBIs and a hit-by-pitch in the first game of a doubleheader against Georgia Tech on May 3 ... went 3-for-5 with a run-scoring triple with two outs in the ninth inning to tie the score and three runs at Charlotte on May 7 ... went 3-for-4 with a double, two runs and a walk against Boston College on May 16.

2023 (FRESHMAN)

All-ACC Academic selection ... ACC Academic Honor Roll member ... hit .239 with 10 runs, three doubles, three RBIs, a .284 slugging percentage, .311 on-base percentage, five walks, two hit-by-pitches and four steals in 34 games (16 starts, including 12 in right field, three in left field and one as the DH) ... Clemson had a 15-1 record in his 16 starts ... hit .289 with a .400 on-base percentage in 22 home games (10 starts) ... went 2-for-2

with the go-ahead run in the seventh inning off the bench against No. 22 Louisville on May 5 ... went 1-for-2 with a double, run and two walks against No. 22 Louisville on May 6 ... went 2-for-2 with a double, two runs, a walk, hit-by-pitch and steal against No. 22 Louisville on May 7; was 5-for-6 (.833) with two doubles, four runs, three walks, a hit-by-pitch and a .900 on-base percentage in the series ... went 2-for-3 with a double, two RBIs and a steal against No. 19 Boston College in the ACC Tournament on May 26 ... top-100 freshman in the nation in the preseason by Perfect Game ... No. 36 freshman in the ACC in the preseason by Perfect Game ... No. 46 freshman in the ACC in the preseason by D1Baseball ... top-27 ACC prospect for the 2025 draft

CRIGHTON'S CAREER HIGHS

Runs	3	Charlotte	5-7-24
Hits	4	Kennesaw State	2-24-24
Doubles	1	many (10)	-----
Home Runs	0	-----	-----
RBIs	2	many (2)	-----
Walks	2	many (3)	-----
Steals	2	Pittsburgh	(2)4-20-24

in the preseason by Perfect Game ... played for Traverse City in the Northwoods League in the summer, when he hit .276 with nine doubles, a triple, 14 RBIs, 22 runs and 13 steals in 35 games.

BEFORE CLEMSON

No. 249 player and No. 14 third baseman in the nation by Perfect Game ... No. 7 player and No. 1 third baseman in Michigan by Perfect Game ... Michigan All-Star team selection as a senior ... first-team all-state as a senior ... academic all-state as a senior ... member of three state championship and three conference championship teams ... lettered four times in baseball and four times in basketball at Orchard Lake St. Mary's Preparatory, where he was coached by Matt Petry.

PERSONAL

His father, Brad, played baseball at College of the Ozarks ... his mother, Courtney, played basketball at Oakland ... majoring in accounting ... born Jack James Crighton on Sept. 5, 2003 in Troy, Mich.



CRIGHTON'S CAREER STATS

OVERALL

Year	Avg	GP-GS	AB	R	H	2B	3B	HR	RBI	TB	Slg%	BB	HP	SO	GDP	OB%	SF	SH	SB	PO	A	E	Fld%
2023	.239	34-16	67	10	16	3	0	0	3	19	.284	5	2	14	0	.311	0	2	4-5	24	1	1	.962
2024	.313	40-30	115	16	36	7	1	0	12	45	.391	10	3	17	4	.377	2	0	3-5	186	7	0	1.000
Totals	.286	74-46	182	26	52	10	1	0	15	64	.352	15	5	31	4	.353	2	2	7-10	210	8	1	.995

ACC REGULAR SEASON

Year	Avg	GP-GS	AB	R	H	2B	3B	HR	RBI	TB	Slg%	BB	HP	SO	GDP	OB%	SF	SH	SB	PO	A	E	Fld%
2023	.250	16-9	36	6	9	2	0	0	0	11	.306	3	1	5	0	.325	0	1	2-3	14	1	0	1.000
2024	.320	17-13	50	7	16	4	0	0	7	20	.400	4	1	7	1	.368	2	0	2-3	87	2	0	1.000
Totals	.291	33-22	86	13	25	6	0	0	7	31	.360	7	2	12	1	.351	2	1	4-6	101	3	0	1.000

VETERAN BIOS



ETHAN DARDEN

39

- LHP • L-L • 6-0 • 175 • JR. • 2VL
- ROCK HILL, S.C.
- NORTHWESTERN HS
- PARKS, RECREATION & TOURISM MANAGEMENT

Lefthander who started 2023 as a long reliever, but moved into the weekend rotation midway through the season and helped stabilize the staff ... started the 2024 season in the bullpen and joined the weekend rotation in late March ... in 122.0 innings pitched over 38 appearances (23 starts) and two seasons, he has an 8-7 record and a 5.31 ERA while allowing 141 hits (.282 opponents' batting average) and 38 walks with 87 strikeouts.

2024 (SOPHOMORE)

Had a 5-5 record, a complete game and 5.13 ERA in 19 appearances (11 starts) ... in 66.2 innings pitched, he allowed 81 hits (.292 opponents' batting average) and 15 walks with 42 strikeouts ... first in the ACC in walks per nine innings pitched (2.03) ... led the team in complete games ... only allowed two steals ... had 104 groundball outs compared to 44 flyball outs ... in 11.1 innings pitched over six appearances in non-ACC regular-season games, he allowed seven hits (.167 opponents' batting average), one earned run (0.79 ERA) and four walks with 12 strikeouts ... pitched 2.0 innings in relief, allowing one hit, no runs and no walks with two strikeouts against Presbyterian on Feb. 20 ... pitched 0.1 hitless and scoreless innings in relief to earn the win against Kennesaw State on Feb. 24 ... pitched 3.0 innings in relief, allowing one hit, no runs and no walks with four strikeouts to earn the win against USC Upstate on Feb. 27 ... pitched 2.0 innings in relief, allowing one hit, no earned runs and no walks with three strikeouts against UNC Greensboro on March 9 ... pitched 1.0 innings in relief, allowing no hits and no earned runs with one strikeout to earn the win against Presbyterian at Greenville, S.C. on March 20 ... pitched 6.1 innings in a starting role, allowing one walk with four strikeouts to earn the win in the first game of a doubleheader against No. 7 Florida State on March 23 ... pitched 7.0 innings in a starting role, allowing five hits, no earned runs and no walks with five strikeouts to earn the win at Notre Dame on April 6 ... pitched 9.0 innings in a starting role, allowing seven hits, one earned run and no walks with five strikeouts against NC State on April 13; threw only 105 pitches (80 strikes); was Clemson's first complete game since 2021 ... pitched 7.0 innings in a starting role, allowing six hits with four strikeouts at No. 12 Wake Forest on May 10 ... played for Wareham in the Cape Cod Baseball League in the summer, when he

was 2-1 with four strikeouts in 9.1 innings pitched over five appearances (two starts).

2023 (FRESHMAN)

Had a 3-2 record and 5.53 ERA in 19 appearances (12 starts) ... in 55.1 innings pitched, he allowed 60 hits (.269 opponents' batting average) and 23 walks with 45 strikeouts ... Clemson had an 11-1 record in his 12 starts ... had 85 groundball outs compared to 29 flyball outs ... had a 3-0 record and 4.33 ERA in eight appearances (six starts) away from home ... pitched 3.0 innings in relief, allowing one hit, one run and one walk with three strikeouts against USC Upstate at Greenville, S.C. on Feb. 28 ... pitched 6.0 innings in a starting role, allowing six hits and one walk with five strikeouts against Winthrop on March 21 ... pitched 5.0 innings in a starting role, allowing one run with seven strikeouts

DARDEN'S CAREER HIGHS

Total IP	9.0	NC State	4-13-24
Scoreless IP	5.0	Florida State	4-7-23
Hits	8	many (2)	-----
Runs	6	many (2)	-----
Earned Runs	5	many (6)	-----
Walks	3	many (2)	-----
Strikeouts	7	College of Charleston	3-28-23

to earn his first career win against College of Charleston at Columbia, S.C. on March 28 ... pitched 3.0 innings in a starting role, allowing two hits, one earned run and one walk with two strikeouts against No. 17 Coastal Carolina on April 4 ... pitched 5.0 innings in a starting role, allowing four hits, no runs and one walk with two strikeouts to earn the win at Florida State on April 7 ... pitched 6.0 innings in a starting role, allowing one run and no walks with three strikeouts to earn the win at NC State on April 21 ... pitched 6.0 innings in a starting role, allowing three hits and two walks with six strikeouts against No. 22 Louisville on May 5 ... No. 175 freshman in the ACC in the preseason by Perfect Game.

BEFORE CLEMSON

No. 193 lefthander in the nation by Perfect Game ... No. 32 player and No. 7 lefthander in South Carolina by Perfect Game ... lettered in baseball at Northwestern High School, where he was coached by Ryan Hunt.

PERSONAL

Majoring in parks, recreation & tourism management ... born Ethan Lynn Darden on Nov. 6, 2003 in Rock Hill, S.C.



DARDEN'S CAREER STATS

OVERALL

Year	ERA	W-L	APP	GS	CG	SHO/CBO	SV	IP	H	R	ER	BB	SO	AB	O/BA	WP	HBP	BK	PO	A	E	Fld%
2023	5.53	3-2	19	12	0	0/0	0	55.1	60	37	34	23	45	223	.269	5	9	0	2	13	1	.938
2024	5.13	5-5	19	11	1	0/0	0	66.2	81	50	38	15	42	277	.292	3	7	0	5	7	1	.923
Totals	5.31	8-7	38	23	1	0/0	0	122.0	141	87	72	38	87	500	.282	8	16	0	7	20	2	.931

ACC REGULAR SEASON

Year	ERA	W-L	APP	GS	CG	SHO/CBO	SV	IP	H	R	ER	BB	SO	AB	O/BA	WP	HBP	BK	PO	A	E	Fld%
2023	6.14	2-1	8	7	0	0/0	0	29.1	34	20	20	13	19	120	.283	2	3	0	0	3	0	1.000
2024	5.25	2-3	10	9	1	0/0	0	48.0	60	37	28	8	25	202	.297	2	5	0	3	2	1	.833
Totals	5.59	4-4	18	16	1	0/0	0	77.1	94	57	48	21	44	322	.292	4	8	0	3	5	1	.889



VETERAN BIOS



JAY DILLARD

21

- INF • R-R • 5-9 • 175 • *SO. • 1VL
- ANDERSON, S.C.
- T.L. HANNA HS
- SPORTS COMMUNICATION

Infielder who played sparingly in his second year in the program in 2024 ... two-time ACC Academic Honor Roll member.

2024 (REDSHIRT FRESHMAN)

ACC Academic Honor Roll member ... was 0-for-1 in one game.

2023 (FRESHMAN)

ACC Academic Honor Roll member ... redshirted ... No. 142 freshman in the ACC in the preseason by Perfect Game ... played for Asheboro in the Coastal Plain League in the summer, when he hit .282 with two doubles, a triple, homer, 14 RBIs, 25 runs and five steals in 20 games.

DILLARD'S CAREER HIGHS

Runs	0	-----	-----
Hits	0	-----	-----
Doubles	0	-----	-----
Home Runs	0	-----	-----
RBIs	0	-----	-----
Walks	0	-----	-----
Steals	0	-----	-----

BEFORE CLEMSON

No. 202 shortstop in the nation by Perfect Game ... No. 22 player and No. 8 shortstop in South Carolina by Perfect Game ... all-state and all-region selection ... region MVP ... member of the district championship team ... starting quarterback as a senior ... lettered four times in baseball and one time in football at T.L. Hanna High School, where he was coached by Daniel Crenshaw.

PERSONAL

His great grandfather, Bill, played football at Clemson from 1932-34 and is a member of the Clemson Hall of Fame ... majoring in sports communication ... born Jason Kenneth Dillard on May 10, 2004 in Anderson, S.C.



DILLARD'S CAREER STATS

OVERALL

Year	Avg	GP-GS	AB	R	H	2B	3B	HR	RBI	TB	Sig%	BB	HP	SO	GDP	OB%	SF	SH	SB	PO	A	E	Fld%
2024	.000	1-0	1	0	0	0	0	0	0	0	.000	0	0	0	1	.000	0	0	0-0	0	0	0	-----

VETERAN BIOS



NATHAN DVORSKY

20

- RHP • R-R • 6-1 • 200 • JR. • 2VL
- SUWANEE, GA.
- LAMBERT HS
- FINANCIAL MANAGEMENT

Righthander who has seen limited action out of the bullpen ... two-time ACC Academic Honor Roll member ... in 6.2 innings pitched over six relief appearances and two seasons, he has a 1-0 record and 5.40 ERA while allowing four hits (.167 opponents' batting average) and five walks with seven strikeouts.

2024 (SOPHOMORE)

ACC Academic Honor Roll member ... had an 0-0 record and 0.00 ERA in three relief appearances ... in 3.2 innings pitched, he allowed no hits and two walks with

four strikeouts ... pitched 2.0 perfect innings in relief with two strikeouts in the first game of a doubleheader against Pittsburgh on April 20.

2023 (FRESHMAN)

ACC Academic Honor Roll member ... had a 1-0 record and 12.00 ERA in three relief appearances ... in 3.0 innings pitched, he allowed four hits (.286 opponents' batting average) and three walks with three strikeouts ... pitched 2.0 hitless and scoreless innings in relief with three strikeouts to earn the win against Presbyterian on

DVORSKY'S CAREER HIGHS

Total IP	2.0	many (2)	-----
Scoreless IP	2.0	many (2)	-----
Hits	2	many (2)	-----
Runs	3	Georgia State ⁽²⁾ 3-11-23	-----
Earned Runs	3	Georgia State ⁽²⁾ 3-11-23	-----
Walks	1	many (5)	-----
Strikeouts	3	Presbyterian	3-8-23

March 8; was his first career appearance ... No. 174 freshman in the ACC in the preseason by Perfect Game ... played for Traverse City in the Northwoods League in the summer, when he was 1-1 with a 6.21 ERA and 26 strikeouts in 42.0 innings pitched over 12 appearances.

BEFORE CLEMSON

No. 570 righthander in the nation according to Perfect Game ... No. 153 player and No. 48 righthander in Georgia according to Perfect Game ... first-team all-region selection during his senior season ... pitched a no-hitter during his senior season ... lettered three times in baseball at Lambert High School, where he was coached by Rick Howard.

PERSONAL

Majoring in financial management ... born Nathan Alan Dvorsky on May 13, 2004 in Naperville, Ill.



DVORSKY'S CAREER STATS

OVERALL

Year	ERA	W-L	APP	GS	CG	SHO/CBO	SV	IP	H	R	ER	BB	SO	AB	O/BA	WP	HBP	BK	PO	A	E	Fld%	
2023	12.00	1-0	3	0	0	0/0	0	3.0	4	5	4	3	3	14	.286	2	0	0	0	0	0	0	-----
2024	0.00	0-0	3	0	0	0/0	0	3.2	0	0	0	2	4	10	.000	3	1	0	0	0	0	0	-----
Totals	5.40	1-0	6	0	0	0/0	0	6.2	4	5	4	5	7	24	.167	5	1	0	0	0	0	0	-----

ACC REGULAR SEASON

Year	ERA	W-L	APP	GS	CG	SHO/CBO	SV	IP	H	R	ER	BB	SO	AB	O/BA	WP	HBP	BK	PO	A	E	Fld%	
2024	0.00	0-0	2	0	0	0/0	0	2.2	0	0	0	1	3	8	.000	3	0	0	0	0	0	0	-----



VETERAN BIOS



CHANCE FITZGERALD 49

- RHP • R-R • 6-1 • 215 • SO • 1VL
- SANFORD, FLA.
- LAKE HOWELL HS
- MARKETING

Righthander who made most of his appearances during the second half of the 2024 season.

2024 (FRESHMAN)

ACC Academic Honor Roll member ... had an 0-1 record and a 6.75 ERA in six relief appearances ... in 5.1 innings pitched, he allowed five hits (.238 opponents'

batting average), no homers and four walks with seven strikeouts ... pitched 2.0 perfect innings in relief with two strikeouts in the first game of a doubleheader against Pittsburgh on April 20 ... No. 152 freshman in the nation in the preseason by Perfect Game ... No. 16 ACC prospect for the 2026 draft in the preseason by Perfect Game ... played for Lexington County in the Coastal Plain League

FITZGERALD'S CAREER HIGHS

Total IP	2.0	Pittsburgh	(1)4-20-24
Scoreless IP	2.0	Pittsburgh	(1)4-20-24
Hits	3	Boston College	5-17-24
Runs	3	Boston College	5-17-24
Earned Runs	3	Boston College	5-17-24
Walks	2	Georgia	4-23-24
Strikeouts	2	many (2)	-----

in the summer, when he was 2-2 with a 2.04 ERA and 20 strikeouts in 22.0 innings pitched over five starts.

BEFORE CLEMSON

No. 211 player and No. 62 righty in the nation by Perfect Game ... No. 29 player and No. 8 righty in Florida by Perfect Game ... lettered three times in baseball, one time in golf and one time in volleyball at Lake Howell High School, where he was coached by Paul Giambalvo.

PERSONAL

His father, Duane, played basketball at UCF ... majoring in marketing ... born Chance Owen Fitzgerald on June 9, 2005 in Sanford, Fla.



FITZGERALD'S CAREER STATS

OVERALL

Year	ERA	W-L	APP	GS	CG	SHO/CBO	SV	IP	H	R	ER	BB	SO	AB	O/BA	WP	HBP	BK	PO	A	E	Fld%
2024	6.75	0-1	6	0	0	0/0	0	5.1	5	4	4	4	7	21	.238	0	0	0	0	1	0	1.000

ACC REGULAR SEASON

Year	ERA	W-L	APP	GS	CG	SHO/CBO	SV	IP	H	R	ER	BB	SO	AB	O/BA	WP	HBP	BK	PO	A	E	Fld%
2024	6.75	0-0	4	0	0	0/0	0	4.0	4	3	3	2	4	16	.250	0	0	0	0	1	0	1.000

VETERAN BIOS



REED GARRISS

15

RHP • R-R • 6-0 • 215 • ^SR • 3VL
 MOUNT PLEASANT, S.C.
 WANDO HS
 PARKS, RECREATION & TOURISM MANAGEMENT

Righthander who was the third-string catcher most of the 2022 season, but was thrust into action late in the season due to injuries to Cooper Ingle and Jonathan French ... did not pitch in 2022, but became one of the team's top relievers in 2023 ... two-time All-ACC Academic selection ... two-time ACC Academic Honor Roll member ... in 54.0 innings pitched over 47 relief appearances and two seasons on the mound, he has a 6-1 record and 3.67 ERA while allowing 39 hits (.201 opponents' batting average) and 19 walks with 64 strikeouts.

2024 (JUNIOR)

NCBWA Stopper-of-the-Year Award Watch List member ... All-ACC Academic selection ... ACC Academic Honor Roll member ... had a 2-1 record and 5.55 ERA in 20 relief appearances ... in 24.1 innings pitched, he allowed 20 hits (.225 opponents' batting average) and six walks with 25 strikeouts ... led the team in WHIP (1.07) ... in 8.1 innings pitched over seven relief appearances away from home, he allowed three hits (.125 opponents' batting average), two runs (2.16 ERA) with four strikeouts ... pitched 2.0 innings in relief, allowing no earned runs with two strikeouts against NC State on April 12 ... pitched 2.0 perfect innings in relief with three strikeouts against Pittsburgh on April 19 ... pitched the eighth inning, allowing one hit and no walks with one strikeout to earn the win against Boston College on May 16 ... pitched 1.2 innings in relief, allowing one hit, no runs and no walks with two strikeouts against Miami (Fla.) in the ACC Tournament on May 23 ... pitched 3.0 innings in relief, allowing no walks with four strikeouts to earn the win against Coastal Carolina in the Clemson Regional on June 2.

2023 (SOPHOMORE)

All-ACC Academic selection ... ACC Academic Honor Roll member ... had a 4-0 record and 2.12 ERA in 27 relief appearances ... in 29.2 innings pitched, he allowed 19 hits (.181 opponents' batting average), a homer and 13 walks with 39 strikeouts ... led the team in ERA, appearances, opponents' batting average and WHIP (1.18) ...

did not throw a wild pitch ... did not allow more than two hits or more than one run in any of his 27 appearances ... allowed only eight of 30 inherited baserunners to score ... held opponents to .145 with runners on base and .143 with runners in scoring position ... held lefthanded batters to .100 ... had a 2-0 record, 1.02 ERA, .133 opponents' batting average and 20 strikeouts in 17.2 innings pitched over 16 relief appearances at home ... had a 2-0 record, 2.08 ERA, .178 opponents' batting average and 13 strikeouts in 13.0 innings pitched in 11 relief appearances in ACC regular-season games ... pitched a perfect eighth inning with one strikeout against Binghamton on Feb. 19; was his first career appearance ... pitched 2.1 innings in relief, allowing one hit, no runs and no walks with five strikeouts against Presbyterian on March 8 ... pitched 1.2 perfect innings in relief with three strikeouts to earn his first career win in the first game of a doubleheader against Georgia State on March 11 ... pitched 2.0 innings in relief, allowing one hit, no runs and no walks with one strikeout in the first game of a doubleheader against Duke on March 18 ... pitched 2.0 innings in relief, allowing two hits, no runs and no walks with three strikeouts to earn the win at Kennesaw State on March 22 ... pitched 1.1 innings in relief, allowing one hit, no runs and no walks with four strikeouts to earn the win at NC State on April 22 ... pitched 1.2 hitless and scoreless innings in relief with one strikeout to earn the win against No. 22 Louisville on May 5 ... pitched 1.1 innings in relief, allowing no hits, no runs and no walks with one strikeout at Virginia Tech on May 14.

2022 (FRESHMAN)

Hit .231 with five runs, a homer, three RBIs, a .462 slugging percentage, .412 on-base percentage, two walks and two hit-by-pitches in seven games (four starts at catcher) ... hit a run-scoring single for his first career hit and RBI and added a run and walk in his first career start against Boston College on May 20 ... went 2-for-2 with his first career homer, two RBIs, three runs, a walk and hit-by-pitch against Boston College on May 21 ... played for Strasburg in the Valley League in the summer,

GARRIS' CAREER HIGHS			
Total IP	3.0	Coastal Carolina	6-2-24
Scoreless IP	2.1	Presbyterian	3-8-23
Hits	4	Coastal Carolina	6-2-24
Runs	3	many (2)	-----
Earned Runs	3	many (2)	-----
Walks	2	many (4)	-----
Strikeouts	5	Presbyterian	3-8-23
Runs	3	Boston College	5-21-22
Hits	2	Boston College	5-21-22
Doubles	0	-----	-----
Home Runs	1	Boston College	5-21-22
RBIs	2	Boston College	5-21-22
Walks	1	many (2)	-----
Steals	0	-----	-----

when he hit .276 with a double, six RBIs and five runs in 13 games; was 1-1 with a 4.15 ERA and 18 strikeouts in 13.0 innings pitched over seven appearances (two starts); North Division All-Valley League selection.

BEFORE CLEMSON

North-South All-Star Game selection ... Coastal Invitational Tournament MVP as a junior ... three-time all-state selection ... four-time all-region selection ... lettered four times in baseball and one time in football at Wando High School, where he was coached by Dirk Thomas.

PERSONAL

His mother, Adrienne, played basketball at Wooster ... graduated Aug. 9, 2024 with a degree in parks, recreation & tourism management ... born Kaden Reed Garriss on Oct. 18, 2002 in Mount Pleasant, S.C.



GARRIS' CAREER STATS

OVERALL

Year	ERA	W-L	APP	GS	CG	SHO/CBO	SV	IP	H	R	ER	BB	SO	AB	O/BA	WP	HBP	BK	PO	A	E	Fld%
2023	2.12	4-0	27	0	0	0/0	0	29.2	19	8	7	13	39	105	.181	0	3	0	0	1	0	1.000
2024	5.55	2-1	20	0	0	0/1	0	24.1	20	17	15	6	25	89	.225	0	0	0	1	1	0	1.000
Totals	3.67	6-1	47	0	0	0/1	0	54.0	39	25	22	19	64	194	.201	0	3	0	51	5	0	1.000

Year	Avg	GP-GS	AB	R	H	2B	3B	HR	RBI	TB	Slg%	BB	HP	SO	GDP	OB%	SF	SH	SB	PO	A	E	Fld%
2022	.231	7-4	13	5	3	0	0	1	3	6	.462	2	2	4	1	.412	0	0	0-0	50	3	0	1.000

ACC REGULAR SEASON

Year	ERA	W-L	APP	GS	CG	SHO/CBO	SV	IP	H	R	ER	BB	SO	AB	O/BA	WP	HBP	BK	PO	A	E	Fld%
2023	2.08	2-0	11	0	0	0/0	0	13.0	8	4	3	9	13	45	.178	0	2	0	0	1	0	1.000
2024	5.56	1-1	10	0	0	0/1	0	11.1	9	9	7	3	9	40	.225	0	0	0	0	1	0	1.000
Totals	3.70	3-1	21	0	0	0/1	0	24.1	17	13	10	12	22	85	.200	0	2	0	0	2	0	1.000

Year	Avg	GP-GS	AB	R	H	2B	3B	HR	RBI	TB	Slg%	BB	HP	SO	GDP	OB%	SF	SH	SB	PO	A	E	Fld%
2022	.429	3-2	7	4	3	0	0	1	3	6	.857	2	1	3	1	.600	0	0	0-0	24	2	0	1.000



VETERAN BIOS



JACOB JARRELL

9

C • R-R • 6-0 • 205 • JR. • 2VL
FLORENCE, S.C.
P27 ACADEMY
MANAGEMENT

Catcher who split time behind the plate with Cooper Ingle in 2023 ... split time at catcher with Jimmy Obertop in 2024 ... one of the strongest players and hardest workers on the team ... two-time ACC Academic Honor Roll member ... a career .247 hitter with a .465 slugging percentage and .342 on-base percentage in 63 games (53 starts) over two seasons ... has 10 doubles, 11 homers, 42 RBIs, 36 runs, 24 walks, six hit-by-pitches and a steal ... No. 67 ACC prospect for the 2025 draft in the preseason by D1Baseball.

2024 (SOPHOMORE)

Team co-captain ... ACC Academic Honor Roll member ... hit .289 with 21 runs, five doubles, six homers, 24 RBIs, a .526 slugging percentage, .388 on-base percentage, 13 walks and four hit-by-pitches in 28 games (26 starts, including 17 at catcher and nine as the DH) ... only allowed four steals ... had 14 two-out RBIs ... hit .359 with five homers, 14 RBIs, a .795 slugging percentage and .432 on-base percentage in 10 games away from home ... hit .435 with a homer, three doubles, eight RBIs, seven runs, a .696 slugging percentage and .517 on-base percentage in seven non-ACC regular-season games ... hit .400 with three doubles, a homer, eight RBIs and seven runs in nine night games ... hit .441 with four doubles, four homers, 15 RBIs, 10 runs, a .912 slugging percentage and .512 on-base percentage when batting in the No. 9 spot ... suffered a facial injury on Feb. 20 that sidelined him for four weeks ... went 2-for-2 with a double, two RBIs, two runs and two walks against USC Upstate at Greenville, S.C. on April 2 ... went 2-for-6 with a homer and four RBIs at Notre Dame on April 7 ... hit a homer against USC Upstate on April 9 ... went 2-for-4 with two homers and three RBIs at Louisville on April 27 ... went 3-for-4 with a go-ahead two-run double with two outs in the ninth inning, a run and walk at Charlotte on May 7 ... went 2-for-4 with a homer at No. 12 Wake Forest on May 11 ... went 2-for-4 with a double, RBI, two runs, a walk and steal against Miami (Fla.) in the ACC Tournament on May 23 ... went 2-for-4 with a homer, double, four RBIs and a walkoff walk against Louisville in the ACC Tournament on May 24; his three-run homer in the eighth inning tied the score ... hit a two-run homer against Louisville in the ACC Tournament on May 24 ... went 1-for-4 with a homer and two walks against No. 13 Florida in the Clemson Super Regional

on June 9 ... No. 35 ACC prospect for the 2025 draft in the preseason by D1Baseball ... played for Wareham in the Cape Cod Baseball League in the summer, when he hit .215 with four doubles, two homers, eight RBIs and 17 runs in 24 games.

2023 (FRESHMAN)

All-ACC Academic selection ... ACC Academic Honor Roll member ... hit .208 with 15 runs, five doubles, five homers, 18 RBIs, a .406 slugging percentage, .296 on-base percentage, 11 walks, two hit-by-pitches and a steal in 35 games (27 starts, including 26 at catcher and one as the DH) ... tied for ninth in the ACC in sacrifice bunts (4) ... tied for the team lead in sacrifice bunts ... went 1-for-3 with a two-run homer and walk against Binghamton on Feb. 17; was his first career game ... hit a two-run homer against Charlotte on Feb. 21 ... went 2-for-4 with a homer, three RBIs, three runs and a walk

JARRELL'S CAREER HIGHS

Runs	3	Duke	(2)3-18-23
Hits	3	Charlotte	5-7-24
Doubles	1	many (10)	-----
Home Runs	2	Louisville	4-27-24
RBIs	4	many (2)	-----
Walks	2	many (4)	-----
Steals	1	Binghamton	2-17-23

in the second game of a doubleheader against Duke on March 18 ... hit a pinch-hit, two-run single against No. 2 Wake Forest on April 1 ... went 2-for-4 with a homer, double, two RBIs and two runs against Kennesaw State on April 25 ... went 1-for-4 with a grand slam and walk at No. 8 Coastal Carolina on May 10 ... No. 180 freshman in the ACC in the preseason by Perfect Game ... played for North Shore in the New England Collegiate Baseball League in the summer, when he hit .260 with four doubles, three triples, four homers, 17 RBIs and a steal in 22 games.

BEFORE CLEMSON

No. 224 catcher in the nation by Perfect Game ... No. 34 player and No. 5 catcher in South Carolina by Perfect Game ... conference all-star as a senior ... lettered four times in baseball at P27 Academy, where he was coached by Corey Warner.

PERSONAL

His mother, Melissa, played softball at North Carolina and was the UNCW softball head coach (2002-08) ... pronounced JAYR-ull ... majoring in management ... born Jacob William Jarrell on Oct. 27, 2002 in Wilmington, N.C.



JARRELL'S CAREER STATS

OVERALL

Year	Avg	GP-GS	AB	R	H	2B	3B	HR	RBI	TB	Slg%	BB	HP	SO	GDP	OB%	SF	SH	SB	PO	A	E	Fld%
2023	.208	35-27	101	15	21	5	0	5	18	41	.406	11	2	39	3	.296	1	4	1-1	249	22	2	.993
2024	.289	28-26	97	21	28	5	0	6	24	51	.526	13	4	34	4	.388	2	0	0-0	142	14	1	.994
Totals	.247	63-53	198	36	49	10	0	11	42	92	.465	24	6	73	7	.342	3	4	1-1	391	36	3	.993

ACC REGULAR SEASON

Year	Avg	GP-GS	AB	R	H	2B	3B	HR	RBI	TB	Slg%	BB	HP	SO	GDP	OB%	SF	SH	SB	PO	A	E	Fld%
2023	.206	15-9	34	4	7	1	0	1	5	11	.324	4	0	11	1	.289	0	1	0-0	76	5	2	.976
2024	.273	16-14	55	13	15	1	0	4	14	28	.509	8	3	17	2	.388	1	0	0-0	85	6	1	.989
Totals	.247	31-23	89	17	22	2	0	5	19	39	.438	12	3	28	3	.352	1	1	0-0	161	11	3	.983

VETERAN BIOS



AIDAN KNAAK

19

RHP • R-R • 6-0 • 205 • SO. • 1VL
FORT MYERS, FLA.
BISHOP VEROT CATHOLIC HS
MANAGEMENT

Righty who had one of the best years by a Tiger freshman pitcher in history ... preseason first-team All-American by D1Baseball ... preseason second-team All-American by Perfect Game ... preseason first-team All-ACC by Perfect Game ... No. 22 sophomore in the nation in the preseason by Perfect Game ... No. 14 ACC prospect for the 2026 draft in the preseason by D1Baseball.

2024 (FRESHMAN)

National Freshman Pitcher-of-the-Year by NCBWA; became the second Tiger to earn a national freshman-of-the-year honor, joining Seth Beer (2016) ... third-team All-American by Baseball America, D1Baseball and NCBWA; became the fourth Tiger freshman and first Tiger freshman pitcher to earn All-America honors ... first-team freshman All-American by Baseball America, D1Baseball, NCBWA and Perfect Game ... second-team All-Atlantic Region by ABCA ... First-Team All-ACC selection; became the first Tiger freshman pitcher to earn First-Team All-ACC honors since 1997 (Ryan Mottl) ... All-ACC Freshman selection ... won the team's Newcomer Award ... All-ACC Academic selection ... ACC Academic Honor Roll member ... had a 5-1 record and 3.35 ERA in 15 starts ... in 83.1 innings pitched, he allowed 67 hits (.221 opponents' batting average) and 29 walks with 108 strikeouts ... second in the nation among freshmen in ERA, strikeouts, strikeout-to-walk ratio (3.72) and WHIP (1.15) ... third in the ACC in strikeouts and hits allowed per nine innings pitched (7.24), fourth in ERA and opponents' batting average, fifth in strikeouts per nine innings pitched (11.66), seventh in innings pitched and tied for eighth in starts on the mound ... led the team in ERA, innings pitched, starts on the mound, strikeouts and opponents' batting average ... his 108 strikeouts were the most by a Tiger freshman in history and the most by any Tiger since Charlie Barnes had 113 strikeouts in 2017 ... only allowed 14 extra-base hits ... had a 4-1 record, 2.55 ERA, .208 opponents' batting average and 75 strikeouts against 15 walks in 53.0 innings pitched in nine ACC regular-season starts; only allowed 10 extra-base hits ... in 53.1 innings pitched after the second inning, he allowed 15 earned runs (2.53 ERA) and 19 walks with 60 strikeouts ... had a 2.96 ERA, .211 opponents' batting average and 32 strikeouts against seven walks in 24.1 innings pitched over four road starts ... pitched 6.0 innings in a starting role, allowing three hits, no runs and one walk with five strikeouts to earn his first career win against Kennesaw State on Feb. 25; did not allow a runner past second base ... pitched 6.0 innings in a starting role, allowing

four hits and one earned run with six strikeouts against UNC Greensboro on March 10 ... pitched 6.1 innings in a starting role, allowing one earned run and no walks with nine strikeouts at No. 3 Duke on March 17 ... pitched 7.0 innings in a starting role, allowing two hits, no runs and one walk with 10 strikeouts to earn the win at Miami (Fla.) on March 30; did not allow a runner past second base and allowed only one past first base ... pitched 7.0 innings in a starting role, allowing three hits, one earned run and no walks with nine strikeouts at Notre Dame on April 7; allowed his first hit in the seventh inning; named ACC Co-Pitcher-of-the-Week; became the first Tiger freshman to earn ACC Pitcher-of-the-Week honors since 2016 and first Tiger first-year freshman since 2013 ... pitched 8.0 innings in a starting role, allowing two hits (both infield singles), no runs and one walk with 10 strikeouts to earn the win against NC State on April 14; faced just two batters over the minimum; retired the first 14 batters; did not allow a baserunner past second base and allowed just one past first base; named ACC Pitcher-of-the-Week for the second week in a row; became the first Tiger pitcher to earn ACC weekly honors twice in one year since 2016 and the first in back-to-back weeks since 2005 ... pitched 5.2 innings in a starting role, allowing four hits and no runs with eight strikeouts to earn the win in the second game of a doubleheader against Pittsburgh on April 20; did not allow a baserunner past second base ... pitched 4.0 innings in a starting role, allowing two hits and one run with seven strikeouts against Georgia Tech on May 5 ... pitched 6.0 innings in a starting role, allowing no runs and no walks with a team-season-high 11 strikeouts to earn the win against Boston College on May 18 ... pitched 6.0 innings in a starting role, allowing six hits, two runs and no walks with six strikeouts against Coastal Carolina in the Clemson Regional on June 1 ... No. 74 freshman in the nation in the preseason by Perfect Game ... No. 44

KNAAK'S CAREER HIGHS

Total IP	8.0	NC State	4-14-24
Scoreless IP	8.0	NC State	4-14-24
Hits	9	Duke	3-17-24
Runs	6	many (2)	-----
Earned Runs	6	many (2)	-----
Walks	6	Wake Forest	5-12-24
Strikeouts	11	Boston College	5-18-24

freshman in the ACC in the preseason by D1Baseball ... No. 14 ACC prospect for the 2026 draft in the preseason by Perfect Game ... invited to the USA Collegiate National Team Training Camp in June.

BEFORE CLEMSON

No. 102 player and No. 26 righthander in the nation by Perfect Game ... No. 18 player and No. 6 righthander in Florida by Perfect Game ... No. 308 prospect for the 2023 draft by Perfect Game ... lettered four times in baseball at Bishop Verot Catholic High School, where he was coached by Casey Scott.

PERSONAL

His father, Robert, played baseball at Cal Poly (1991-94) ... pronounced kuh-NOCK ... majoring in management ... born Aidan Robert Knaak on Sept. 19, 2004 in Sarasota, Fla.



KNAAK'S CAREER STATS

OVERALL

Year	ERA	W-L	APP	GS	CG	SHO/CBO	SV	IP	H	R	ER	BB	SO	AB	O/BA	WP	HBP	BK	PO	A	E	Fld%
2024	3.35	5-1	15	15	0	0/3	0	83.1	67	34	31	29	108	303	.221	5	12	0	3	4	1	.875

ACC REGULAR SEASON

Year	ERA	W-L	APP	GS	CG	SHO/CBO	SV	IP	H	R	ER	BB	SO	AB	O/BA	WP	HBP	BK	PO	A	E	Fld%
2024	2.55	4-1	9	9	0	0/3	0	53.0	40	17	15	15	75	192	.208	4	7	0	2	3	1	.833



VETERAN BIOS



LLEYTON LACKEY

1

OF • S-L • 5-6 • 160 • JR. • 2VL
 EVANS, GA.
 EVANS HS
 MANAGEMENT

Outfielder who has seen limited action in the outfield ... is 0-for-13 in 16 games (two starts) over two seasons ... has three runs, a walk and hit-by-pitch.

2024 (SOPHOMORE)

Was 0-for-6 in seven games ... played for Gaithersburg in the Cal Ripken Sr. Collegiate Baseball League in the summer, when he hit .183 with three doubles, a homer, 10 RBIs, 12 runs and eight steals in 24 games.

2023 (FRESHMAN)

Was 0-for-7 with three runs, a .222 on-base percentage, walk and hit-by-pitch in nine games (two starts, including one in center field and one in right field) ... scored two runs and was hit-by-pitch at Georgia Tech on March 26; was his first career game ... No. 352 freshman in the nation in the preseason by Perfect Game ... No. 24 freshman in the ACC in the preseason by D1Baseball ... No. 76 freshman in the ACC in the preseason by Perfect Game

LACKEY'S CAREER HIGHS

Runs	2	Georgia Tech	3-26-23
Hits	0	-----	-----
Doubles	0	-----	-----
Home Runs	0	-----	-----
RBIs	0	-----	-----
Walks	1	USC Upstate	5-16-23
Steals	0	-----	-----

... played for Asheboro in the Coastal Plain League in the summer, when he hit .233 with six doubles, a triple, two homers, 12 RBIs, 24 runs and 18 steals in 29 games.

BEFORE CLEMSON

No. 424 player and No. 78 outfielder in the nation by Perfect Game ... No. 41 player and No. 12 outfielder in Georgia by Perfect Game ... first-team all-state as a junior and senior ... first-team all-region in football as a junior and senior ... lettered in baseball and football at Evans High School, where he was coached by Jay Matthews.

PERSONAL

Pronounced LAYT-ehn ... majoring in management ... born Lleyton Louis Lackey on June 29, 2003 in Evans, Ga.



LACKEY'S CAREER STATS

OVERALL

Year	Avg	GP-GS	AB	R	H	2B	3B	HR	RBI	TB	Slg%	BB	HP	SO	GDP	OB%	SF	SH	SB	PO	A	E	Fld%
2023	.000	9-2	7	3	0	0	0	0	0	0	.000	1	1	3	0	.222	0	0	0-0	3	0	0	1.000
2024	.000	7-0	6	0	0	0	0	0	0	0	.000	0	0	1	2	.000	0	0	0-0	0	0	0	-----
Totals	.000	16-2	13	3	0	0	0	0	0	0	.000	1	1	4	2	.133	0	0	0-0	3	0	0	1.000

ACC REGULAR SEASON

Year	Avg	GP-GS	AB	R	H	2B	3B	HR	RBI	TB	Slg%	BB	HP	SO	GDP	OB%	SF	SH	SB	PO	A	E	Fld%
2023	.000	7-2	7	3	0	0	0	0	0	0	.000	0	1	3	0	.125	0	0	0-0	3	0	0	1.000
2024	.000	1-0	1	0	0	0	0	0	0	0	.000	0	0	0	0	.000	0	0	0-0	0	0	0	-----
Totals	.000	8-2	8	3	0	0	0	0	0	0	.000	0	1	3	0	.111	0	0	0-0	3	0	0	1.000

VETERAN BIOS



JUSTIN LEGUERNIC

33

- LHP • R-L • 6-4 • 215 • SO • 1VL
- DIX HILLS, N.Y.
- HALF HOLLOW HILLS HS WEST
- MANAGEMENT

Lefthander who was a reliever in his first season at Clemson in 2024 ... No. 68 sophomore in the nation in the preseason by Perfect Game ... No. 40 ACC prospect for the 2026 draft in the preseason by D1Baseball.

2024 (FRESHMAN)

Had an 0-1 record and a 6.75 ERA in nine appearances (one start) ... in 6.2 innings pitched, he allowed six hits

(.231 opponents' batting average), no homers and 11 walks with 10 strikeouts ... pitched 2.0 innings in a starting role, allowing one hit and no runs with five strikeouts against Presbyterian at Greenville, S.C. on March 20 ... No. 36 freshman in the nation in the preseason by Perfect Game ... No. 25 freshman in the ACC in the preseason by D1Baseball ... No. 7 ACC prospect for the 2026 draft in the preseason by Perfect Game ... played for Bourne

LEGUERNIC'S CAREER HIGHS

Total IP	2.0	Presbyterian	3-20-24
Scoreless IP	2.0	Presbyterian	3-20-24
Hits	2	Kennesaw State	2-23-24
Runs	4	Kennesaw State	2-23-24
Earned Runs	2	USC Upstate	4-9-24
Walks	3	Presbyterian	3-20-24
Strikeouts	5	Presbyterian	3-20-24

in the Cape Cod Baseball League in the summer, when he had five strikeouts in 5.0 innings pitched over five relief appearances.

BEFORE CLEMSON

No. 107 player and No. 16 lefthander in the nation by Perfect Game ... No. 3 player and No. 1 lefthander in New York by Perfect Game ... lettered four times in baseball and one time in basketball at Half Hollow Hills High School West, where he was coached by Thomas Migliozzi.

PERSONAL

Pronounced leh-GUHR-nick ... majoring in management ... born Justin Joseph LeGuernic on Oct. 8, 2005 in Dix Hills, N.Y.



LEGUERNIC'S CAREER STATS

OVERALL

Year	ERA	W-L	APP	GS	CG	SHO/CBO	SV	IP	H	R	ER	BB	SO	AB	O/BA	WP	HBP	BK	PO	A	E	Fld%
2024	6.75	0-1	9	1	0	0/0	0	6.2	6	8	5	11	10	26	.231	0	2	1	0	2	0	1.000

ACC REGULAR SEASON

Year	ERA	W-L	APP	GS	CG	SHO/CBO	SV	IP	H	R	ER	BB	SO	AB	O/BA	WP	HBP	BK	PO	A	E	Fld%
2024	-----	0-0	2	0	0	0/0	0	0.0	0	1	1	2	0	0	-----	0	0	0	0	0	0	-----



VETERAN BIOS



LUCAS MAHLSTEDT

47

RHP • R-R • 6-3 • 175 • SR • 1VL
 ORMOND BEACH, FLA.
 WOFFORD COLLEGE
 PHYSICS

Righthander who has a sidearm delivery ... was one of the team's top relievers in 2024 ... two-time Academic All-District by CSC ... in 168.1 innings pitched over 76 appearances (two starts) and three seasons, including two at Wofford and one at Clemson, he has a 13-4 record, seven saves and a 4.38 ERA while allowing 177 hits (.275 opponents' batting average) and 44 walks with 136 strikeouts.

2024 (JUNIOR)

Academic All-District by CSC ... All-ACC Academic selection ... ACC Academic Honor Roll member ... had a 4-1 record, one save and a 4.72 ERA in 28 relief appearances ... in 53.1 innings pitched, he allowed 56 hits (.272 opponents' batting average) and 15 walks with 39 strikeouts ... led the team in appearances and relief appearances ... tied for the team lead in pickoffs (1) ... only allowed one steal ... was 4-0 with one save, a 2.41 ERA, .190 opponents' batting average and 22 strikeouts against 12 walks in 33.2 innings pitched over 16 relief appearances at home ... pitched 2.0 innings in relief, allowing one hit and no runs against Xavier on Feb. 17; was his first appearance as a Tiger ... pitched 3.0 innings in relief, allowing two hits, one run and one walk with three strikeouts against Kansas State on March 6 ... pitched 2.0 innings in relief, allowing one hit, no runs and no walks with two strikeouts to record his first save as a Tiger against UNC Greensboro on March 10 ... pitched 2.0 innings in relief, allowing no runs and no walks with three strikeouts at No. 3 Duke on March 16 ... pitched 2.0 innings in relief, allowing one hit and no runs with one strikeout to earn his first win as a Tiger against No. 7 Florida State on March 24 ... pitched 4.0 innings in relief, allowing two hits, no runs and no walks with one strikeout at Miami (Fla.) on March 28 ... pitched 2.0 innings in relief, allowing no earned runs with one strikeout against NC State on April 12 ... pitched 4.0 innings in relief, allowing two hits, one run and no walks with three strikeouts to earn the win against Charlotte on April 16 ... pitched 3.1 innings in relief, allowing two hits, no runs and no walks with three strikeouts to earn the win against Pittsburgh on April 19 ... pitched 2.0 innings in relief, allowing one hit and no runs at Louisville on April 28 ... pitched 4.2 innings in relief, allowing four hits and one run with three strikeouts to earn the win in the first game of a doubleheader against Georgia Tech

on May 3 ... pitched 2.0 hitless and scoreless innings in relief with one strikeout against Boston College on May 18 ... pitched 4.0 innings in relief, allowing four hits, one run and one walk with three strikeouts against Miami (Fla.) in the ACC Tournament on May 23 ... No. 83 transfer in the nation in the preseason by D1Baseball ... played for Wareham in the Cape Cod Baseball League in the summer, when he was 1-0 with a 1.42 ERA, 0.95 WHIP and 14 strikeouts in 12.2 innings pitched over eight relief appearances.

BEFORE CLEMSON

Member of the Wofford team for two seasons (2022,23) ... was 9-3 with six saves, a 4.23 ERA, .276 opponents' batting average and 97 strikeouts against 29 walks in 115.0 innings pitched over 48 appearances (two starts) in his career at Wofford, where he was coached by Todd Interdonato ... was 7-2 with six saves, a 2.69 ERA, .239

MAHLSTEDT'S CAREER HIGHS

Total IP	4.2	Georgia Tech	(1)5-3-24
Scoreless IP	4.0	Miami (Fla.)	3-28-24
Hits	5	Louisville	4-26-24
Runs	6	Louisville	4-26-24
Earned Runs	5	Louisville	4-26-24
Walks	2	many (2)	-----
Strikeouts	3	many (9)	-----

opponents' batting average and 68 strikeouts against 18 walks in 83.2 innings pitched over 27 relief appearances in 2023 ... led the SoCon and was 25th in the nation in ERA in 2023 ... led the SoCon and was 22nd in the nation in WHIP (1.08) in 2023 ... led the team in ERA, WHIP, opponents' batting average, saves, appearances and pickoffs (3) in 2023 ... first player in Wofford history to be named a semifinalist for the National Pitcher-of-the-Year Award ... First-Team All-SoCon in 2023 ... earned All-SoCon Tournament honors in 2023 ... Academic All-District by CSC in 2023 ... All-SoCon Academic selection and SoCon Academic Honor Roll member in 2023 ... SoCon Academic Honor Roll member in 2022 ... had an 0.40 ERA and 34 strikeouts against one walk in 35.1 innings pitched over 17 appearances as a senior at Spruce Creek High School ... National Honor Society member ... lettered three times in baseball at Spruce Creek High School, where he was coached by Johnny Goodrich.

PERSONAL

His brother, Christian, played baseball at Rollins (2019-22) ... pronounced MALL-sted ... majoring in physics ... born Lucas Albert Mahlstedt on March 26, 2003 in Miami, Fla.



MAHLSTEDT'S CAREER STATS

OVERALL

Year	ERA	W-L	APP	GS	CG	SHO/CBO	SV	IP	H	R	ER	BB	SO	AB	O/BA	WP	HBP	BK	PO	A	E	Fld%
2022*	8.33	2-1	21	2	0	0/1	0	31.1	49	34	29	11	29	137	.358	1	2	0	2	4	1	.857
2023*	2.69	7-2	27	0	0	0/1	6	83.2	72	26	25	18	68	301	.239	2	6	1	7	23	0	1.000
2024	4.72	4-1	28	0	0	0/1	1	53.1	56	31	28	15	39	206	.272	0	2	0	2	8	4	.714
Totals	4.38	13-4	76	2	0	0/3	7	168.1	177	91	82	44	136	644	.275	3	10	1	11	35	5	.902


* - Wofford

ACC REGULAR SEASON

Year	ERA	W-L	APP	GS	CG	SHO/CBO	SV	IP	H	R	ER	BB	SO	AB	O/BA	WP	HBP	BK	PO	A	E	Fld%
2024	4.18	3-1	15	0	0	0/1	0	28.0	33	15	13	6	19	112	.295	0	2	0	0	5	2	.714



VETERAN BIOS



TY MARSHALL

44

- C • S-R • 5-9 • 185 • SO • 1VL
- CAYCE, S.C.
- BROOKLAND-CAYCE HS
- COMMUNICATION

Was a reserve catcher in his first season at Clemson in the 2024 season ... will compete for playing time behind the plate ... one of only two switch-hitters on the 2025 team ... one of 16 Tigers from the state of South Carolina.

2024 (FRESHMAN)

Was 0-for-5 with a hit-by-pitch in six games (one start at catcher) ... played for Lexington County in the Coastal Plain League in the summer, when he played 17 games.

MARSHALL'S CAREER HIGHS

Runs	0	-----	-----
Hits	0	-----	-----
Doubles	0	-----	-----
Home Runs	0	-----	-----
RBI's	0	-----	-----
Walks	0	-----	-----
Steals	0	-----	-----

BEFORE CLEMSON

No. 72 catcher in the nation by Perfect Game ... No. 15 player and No. 2 catcher in South Carolina by Perfect Game ... North-South All-Star Game selection ... three-time all-state selection ... three-time all-region selection ... lettered six times in baseball at Brookland-Cayce High School, where he was coached by Rusty Charpia.

PERSONAL

Majoring in communication ... born Ty Edward Marshall on June 11, 2005 in Cayce, S.C.



MARSHALL'S CAREER STATS

OVERALL

Year	Avg	GP-GS	AB	R	H	2B	3B	HR	RBI	TB	Sig%	BB	HP	SO	GDP	OB%	SF	SH	SB	PO	A	E	Fld%
2024	.000	6-1	5	0	0	0	0	0	0	0	.000	0	1	2	1	.167	0	0	0-0	28	0	0	1.000



VETERAN BIOS



TRYSTON McCLADDIE

4

- INF • L-R • 5-10 • 190 • SO • 1VL
- HARLEM, GA.
- HARLEM HS
- PARKS, RECREATION & TOURISM MANAGEMENT

Versatile player who has good power ... came on late in the 2024 season to provide a spark ... will compete for a starting spot on the infield.

2024 (FRESHMAN)

ACC Academic Honor Roll member ... batted .235 with four runs, three RBIs, a .409 on-base percentage, five walks and a steal in 15 games (two starts, including one at first base and one as the DH) ... led the team in games off the bench (13) ... was 4-for-11 (.364) with three runs, five walks, a .563 on-base percentage and a steal in games off the bench ... went 2-for-2 off the

bench against Kennesaw State on Feb. 23; those were his first two career plate appearances ... went 1-for-4 with an RBI and a walk off the bench against No. 13 Florida in the Clemson Super Regional on June 9 ... rated as the No. 169 freshman in the nation in the preseason according to Perfect Game ... No. 49 freshman in the ACC in the preseason according to D1Baseball ... played for Martha's Vineyard in the New England Collegiate Baseball League during the summer, when he batted .383 with six doubles, two home runs, nine RBIs, 18 runs and 20 stolen bases in 25 games; honorable mention All-NECBL selection.

McCLADDIE'S CAREER HIGHS

Runs	1	many (4)	-----
Hits	2	Kennesaw State	2-23-24
Doubles	0	-----	-----
Home Runs	0	-----	-----
RBIs	2	NC State	4-14-24
Walks	2	Notre Dame	4-7-24
Steals	1	Notre Dame	4-7-24

BEFORE CLEMSON

No. 231 player and No. 50 shortstop in the nation by Perfect Game ... No. 21 player and No. 6 shortstop in Georgia by Perfect Game ... No. 390 prospect for the 2023 draft by Perfect Game ... three-time region player-of-the-year ... member of the state championship team as a senior, when he hit .485 with three homers and 32 steals ... first-team all-state as a junior and senior ... lettered three times in baseball at Harlem High School, where he was coached by Jimmie Lewis.

PERSONAL

His father, Tony, played baseball and football at Middle Georgia, was drafted in the 64th round of the 1996 MLB draft by the Rays and played four minor league seasons ... his brother, Jordan, played baseball at Wharton County Junior College and Seminole State College ... majoring in parks, recreation & tourism management ... born Tryston Michael McCladdie on July 19, 2005 in Harlem, Ga.



McCLADDIE'S CAREER STATS

OVERALL

Year	Avg	GP-GS	AB	R	H	2B	3B	HR	RBI	TB	Slg%	BB	HP	SO	GDP	OB%	SF	SH	SB	PO	A	E	Fld%
2024	.235	15-2	17	4	4	0	0	0	3	4	.235	5	0	5	0	.409	0	1	1-1	14	1	0	1.000

ACC REGULAR SEASON

Year	Avg	GP-GS	AB	R	H	2B	3B	HR	RBI	TB	Slg%	BB	HP	SO	GDP	OB%	SF	SH	SB	PO	A	E	Fld%
2024	.000	3-1	3	2	0	0	0	0	2	0	.000	2	0	2	0	.400	0	1	1-1	9	1	0	1.000

VETERAN BIOS



JACOB McGOVERN

31

- LHP • L-L • 6-1 • 195 • SO • 1VL
- SENECA, S.C.
- SENECA HS
- MARKETING

Left-hander who came on late in the 2024 season to become a valuable pitcher out of the bullpen.

2024 (FRESHMAN)

ACC Academic Honor Roll member ... had a 3-0 record and 1.96 ERA in 11 relief appearances ... in 18.1 innings pitched, he allowed 13 hits (.194 opponents' batting average) and eight walks with 20 strikeouts ... allowed only three extra-base hits ... pitched 2.0 innings in relief, allowing one hit, no runs and no walks with one strikeout to earn his first career win in the second game of a

doubleheader against No. 7 Florida State on March 23 ... pitched 2.0 innings in relief, allowing one hit and no runs with two strikeouts in the first game of a doubleheader against Pittsburgh on April 20 ... pitched 1.0 innings in relief, allowing no runs and no walks to earn the win at Charlotte on May 7 ... pitched 1.1 scoreless innings in relief with two strikeouts against Boston College on May 16 ... pitched 3.1 innings in relief, allowing one hit, no earned runs and one walk with two strikeouts against Louisville in the ACC Tournament on May 24 ... struck out the only batter he faced in the eighth inning to earn the

McGOVERN'S CAREER HIGHS

Total IP	4.0	Florida	6-8-24
Scoreless IP	2.0	many (2)	-----
Hits	3	Florida	6-8-24
Runs	3	Wake Forest	5-12-24
Earned Runs	3	Wake Forest	5-12-24
Walks	3	Florida	6-8-24
Strikeouts	4	Florida	6-8-24

win against Coastal Carolina in the Clemson Regional on June 1 ... pitched 4.0 innings in relief, allowing three hits and one run with four strikeouts against No. 13 Florida in the Clemson Super Regional on June 8.

BEFORE CLEMSON

No. 224 lefthander in the nation by Perfect Game ... No. 41 player and No. 9 lefthander in South Carolina by Perfect Game ... North-South Select Team All-Star ... all-state selection as a junior and senior ... region MVP as a junior and senior ... AAA state pitcher-of-the-year as a senior ... AAA state player-of-the-year as a junior ... lettered five times in baseball at Seneca High School, where he was coached by Adam Hosler.

PERSONAL

Majoring in marketing ... born Jacob Lewis McGovern on Sept. 8, 2004 in Anderson, S.C.



McGOVERN'S CAREER STATS

OVERALL

Year	ERA	W-L	APP	GS	CG	SHO/CBO	SV	IP	H	R	ER	BB	SO	AB	O/BA	WP	HBP	BK	PO	A	E	Fld%
2024	1.96	3-0	11	0	0	0/0	0	18.1	13	5	4	8	20	67	.194	3	0	0	0	1	0	1.000

ACC REGULAR SEASON

Year	ERA	W-L	APP	GS	CG	SHO/CBO	SV	IP	H	R	ER	BB	SO	AB	O/BA	WP	HBP	BK	PO	A	E	Fld%
2024	3.52	1-0	5	0	0	0/0	0	7.2	6	3	3	3	9	29	.207	1	0	0	0	0	0	-----



VETERAN BIOS



HIDEKI PRATHER

2

C • R-R • 5-10 • 195 • *FR. • RS
OAKLAND, CALIF.
CAMPOLINDO HS
PSYCHOLOGY

Catcher who missed the 2024 season due to injury ... one of three Tigers on the 2025 team from the state of

California, joining Josh Paino and TP Wentworth ... will compete for playing time behind the plate.

2024 (FRESHMAN)

Redshirted ... suffered an injury and missed the season ... No. 391 freshman in the nation in the preseason according to Perfect Game ... played for Healdsburg in the Pacific Empire League during the summer, when he batted .304 with a double, triple, five home runs, 11 RBIs, nine runs and two stolen bases in 15 games.

BEFORE CLEMSON

No. 470 player and No. 45 catcher in the nation by Perfect Game ... No. 61 player and No. 8 catcher in California by Perfect Game ... first-team all-league selection as a junior and senior ... lettered four times in baseball at Campolindo High School, where he was coached by Max Luckhurst.

PERSONAL

Majoring in psychology ... born Hideki Max Prather on Sept. 27, 2004 in Oakland, Calif.



VETERAN BIOS



JARREN PURIFY

23

- INF • R-R • 5-10 • 190 • SO. • 1VL
- DETROIT, MICH.
- UNIVERSITY LIGGETT SCHOOL
- HEALTH SCIENCE

Infielder who was the primary starter at second base in 2024 ... No. 50 sophomore in the nation in the preseason by Perfect Game ... No. 43 ACC prospect for the 2026 draft in the preseason by D1Baseball.

2024 (FRESHMAN)

Hit .248 with 32 runs, seven doubles, a triple, three homers, 28 RBIs, a .345 on-base percentage, 17 walks, nine hit-by-pitches and 11 steals in 54 games (47 starts, including 45 at second base and two as the DH) ... tied for third in the ACC in sacrifice bunts (8) ... led the team in sacrifice bunts and bunt singles (2) ... tied for the team lead in steals ... had 10 multiple-hit games ... hit .319 with runners in scoring position ... was 4-for-7 with a grand slam and 12 RBIs with the bases loaded ... hit a grand slam against Presbyterian on Feb. 20; was his first career hit ... hit a three-run homer against UNC Greensboro on March 8 ... went 2-for-3 with four RBIs and the go-ahead, two-run single in the seventh inning against UNC Greensboro on March 10 ... went 2-for-3 with a double, two runs and a steal against Presbyterian at Greenville, S.C. on March 20 ... went 1-for-2 with two runs, a walk and hit-by-pitch in the first game of a doubleheader against No. 7 Florida State on March 23 ... went 2-for-4 with an RBI, two runs and a walk at Notre Dame on April 7 ... went 2-for-4 with a double, two RBIs and a run against NC State on April 14 ... went 3-for-4 with a run in the first game of a doubleheader against Pittsburgh on April 20 ... went 1-for-3 with two runs, three walks and a steal at Louisville on April 26 ... went 2-for-4 with a homer at Louisville on April 27 ... went 2-for-4 with two doubles, two RBIs and a run against Miami (Fla.) in the ACC Tournament on May 23 ... went 1-for-3 with a triple, two runs and a walk against No. 13 Florida in the Clemson Super Regional on June 8 ... No. 49 freshman in the nation in the preseason by Perfect Game ... No. 20 freshman in the ACC in the preseason by D1Baseball ... No. 11 ACC prospect for the 2026 draft in the preseason by Perfect Game ... played for Royal Oak in the Northwoods League in the summer, when he was 2-for-6 with four runs and three walks in two games.

BEFORE CLEMSON

No. 114 player and No. 29 shortstop in the nation by Perfect Game ... No. 2 player and No. 1 shortstop in Michigan by Perfect Game ... No. 391 prospect for the 2023 draft by Perfect Game ... MHSBCA East All-Star ... High School Sports Awards Player-of-the-Year in Detroit ... Prep Baseball player-of-the-year in Michigan ... hit .437 with 44 runs, 10 doubles, eight homers, 35 RBIs,

a .514 on-base percentage and 19 steals as a senior ... member of the Michigan High School Dream Team as a

PURIFY'S CAREER HIGHS

Runs	2	many (6)	-----
Hits	3	Pittsburgh	⁽¹⁾ 4-20-24
Doubles	2	Miami (Fla.)	5-23-24
Home Runs	1	many (3)	-----
RBIs	4	many (2)	-----
Walks	3	Louisville	4-26-24
Steals	2	Georgia Tech	5-5-24

junior and senior ... played in the Little League World Series ... lettered three times in baseball and three times in basketball at University Liggett School, where he was coached by Dan Cimini.

PERSONAL

Pronounced PURE-ih-fye ... majoring in health science ... born Jarren Alexander Purify on Nov. 6, 2005 in Detroit, Mich.



PURIFY'S CAREER STATS

OVERALL

Year	Avg	GP-GS	AB	R	H	2B	3B	HR	RBI	TB	Slg%	BB	HP	SO	GDP	OB%	SF	SH	SB	PO	A	E	Fld%
2024	.248	54-47	165	32	41	7	1	3	28	59	.358	17	9	50	2	.345	3	8	11-13	67	99	9	.949

ACC REGULAR SEASON

Year	Avg	GP-GS	AB	R	H	2B	3B	HR	RBI	TB	Slg%	BB	HP	SO	GDP	OB%	SF	SH	SB	PO	A	E	Fld%
2024	.245	30-30	98	19	24	4	0	1	11	31	.316	13	3	28	2	.342	3	5	7-9	43	57	7	.935



VETERAN BIOS



NOAH SAMOL

35

- LHP • L-L • 6-7 • 250 • *SO. • RS
- MASON, OHIO
- GEORGIA INSTITUTE OF TECHNOLOGY
- COMPUTER INFORMATION SYSTEMS

Left-hander who missed the 2024 season due to injury ... will compete for innings out of the bullpen in the 2025 season.

2024 (SOPHOMORE)

Redshirted ... played for Asheboro in the Coastal Plain League in the summer, when he had one save, a 5.22

ERA and 35 strikeouts against 12 walks in 31.0 innings pitched over 10 appearances (three starts); Coastal Plain League All-Star Game selection ... played for Brewster in the Cape Cod Baseball League in the summer, when he had six strikeouts in 2.2 innings pitched over one start.

BEFORE CLEMSON

Member of the Georgia Tech team for one season (2023) ... pitched 15.0 innings over 12 relief appearances at Georgia Tech, where he was coached by Danny Hall ... member of the region championship team as a senior at Mason High School ... first-team All-Ohio by Prep Baseball Report as a senior ... lettered three times in baseball at Mason High School, where he was coached by Curt Bly.

PERSONAL

His father, John, played basketball at John Carroll ... pronounced SAM-ull ... majoring in computer information systems ... born Noah Paul Samol on Feb. 13, 2004 in Cincinnati, Ohio.



SAMOL'S CAREER STATS

OVERALL

Year	ERA	W-L	APP	GS	CG	SHO/CBO	SV	IP	H	R	ER	BB	SO	AB	O/BA	WP	HBP	BK	PO	A	E	Fld%
2023*	11.40	0-1	12-0	0	0	0/0	0	15.0	21	19	19	13	14	60	.350	11	5	2	0	1	0	1.000

* - Georgia Tech

ACC REGULAR SEASON

Year	ERA	W-L	APP	GS	CG	SHO/CBO	SV	IP	H	R	ER	BB	SO	AB	O/BA	WP	HBP	BK	PO	A	E	Fld%
2023*	12.71	0-0	5	0	0	0/0	0	5.2	10	8	8	6	5	24	.417	4	3	1	0	0	0	----

* - Georgia Tech



VETERAN BIOS



CASEY TALLENT

26

RHP • R-R • 6-0 • 225 • *JR. • 2VL
HARTWELL, GA.
HART COUNTY HS
PARKS, RECREATION & TOURISM MANAGEMENT

Righthander who saw significant action as a long reliever as a freshman in 2022, and had a similar season in 2023 despite battling injury ... missed the 2024 season due to injury ... in 44.1 innings pitched over 31 appearances (two starts) and two active seasons, he has a 2-1 record, one save and a 3.65 ERA while allowing 43 hits (.253 opponents' batting average) and 22 walks with 41 strikeouts.

2024 (JUNIOR)

Redshirted ... suffered an arm injury and missed the season.

2023 (SOPHOMORE)

Had a 1-1 record, one save and a 3.43 ERA in 16 appearances (one start) ... in 21.0 innings pitched, he allowed 22 hits (.262 opponents' batting average) and 10 walks with 19 strikeouts ... in 14.2 innings pitched after the fourth inning, he allowed four earned runs (2.45 ERA) ... held opponents to .120 with runners in scoring position ... allowed only three of 12 inherited baserunners to score ... pitched 1.2 hitless and scoreless innings in relief with one strikeout against UCF on Feb. 25 ... pitched 2.0 innings in relief, allowing no earned runs with one strikeout against No. 23 South Carolina on March 3 ... pitched 2.0 innings in relief, allowing one hit and no runs with four strikeouts at No. 23 South Carolina on March 5 ... pitched 2.0 innings in relief, allowing no runs and no walks with two strikeouts to record his first career save against Presbyterian on March 8 ... pitched 1.2 innings in relief, allowing no walks with one strikeout to earn the win in the second game of a doubleheader against Duke on March 18 ... pitched 1.2 innings in relief, allowing no runs and no walks with two strikeouts against No. 22 Louisville on May 7 ... played for Wareham in the Cape Cod Baseball League in the summer, when he was 0-0 with a 5.40 ERA and four strikeouts in 5.0 innings pitched over two starts.

2022 (FRESHMAN)

Had a 1-0 record and 3.86 ERA in 15 appearances (one start) ... in 23.1 innings pitched, he allowed 21 hits (.244 opponents' batting average) and 12 walks with 22 strikeouts ... did not allow a steal ... held opponents to .136 with runners in scoring position ... held righthanded batters to .167 ... had a 1.54 ERA after the fourth inning

... pitched 2.1 hitless and scoreless innings in relief with one strikeout against Indiana on Feb. 19; was his first career appearance ... pitched 1.1 perfect innings in relief with two strikeouts against Georgia State on March 15 ... pitched 2.0 innings in relief, allowing no hits, no runs and no walks with three strikeouts to earn his first career win against USC Upstate at Greenville, S.C. on April 12 ... pitched 2.1 innings in his first career start, allowing no earned runs with two strikeouts against East Tennessee State on April 20 ... pitched 2.0 innings in

TALLENT'S CAREER HIGHS

Total IP	3.0	many (2)	-----
Scoreless IP	2.1	Indiana	2-19-22
Hits	5	Wake Forest	4-17-22
Runs	3	Coastal Carolina	5-17-22
Earned Runs	3	Coastal Carolina	5-17-22
Walks	2	many (5)	-----
Strikeouts	5	Coastal Carolina	3-22-22

relief, allowing one hit and no runs at No. 10 Louisville on April 29 ... No. 285 freshman in the nation in the preseason by Perfect Game ... No. 47 freshman in the ACC in the preseason by D1Baseball ... No. 60 freshman in the ACC in the preseason by Perfect Game.

BEFORE CLEMSON

Two-time, first-team all-state selection, two-time, first-team-all-region selection ... Perfect Game National Showcase participant ... lettered four times in baseball at Hart County High School, where he was coached by John Osborne.

PERSONAL

Majoring in parks, recreation & tourism management ... born Casey Alan Tallent on July 21, 2002 in Anderson, S.C.



TALLENT'S CAREER STATS

OVERALL

Year	ERA	W-L	APP	GS	CG	SHO/CBO	SV	IP	H	R	ER	BB	SO	AB	O/BA	WP	HBP	BK	PO	A	E	Fld%
2022	3.86	1-0	15	1	0	0/0	0	23.1	21	12	10	12	22	86	.244	1	3	0	0	1	0	1.000
2023	3.43	1-1	16	1	0	0/0	1	21.0	22	10	8	10	19	84	.262	1	1	0	1	1	0	1.000
Totals	3.65	2-1	31	2	0	0/0	1	44.1	43	22	18	22	41	170	.253	2	4	0	1	2	0	1.000

ACC REGULAR SEASON

Year	ERA	W-L	APP	GS	CG	SHO/CBO	SV	IP	H	R	ER	BB	SO	AB	O/BA	WP	HBP	BK	PO	A	E	Fld%
2022	4.32	0-0	6	0	0	0/0	0	8.1	9	5	4	5	6	30	.300	0	1	0	0	0	0	-----
2023	5.40	1-0	8	0	0	0/0	0	8.1	11	6	5	3	6	37	.297	1	0	0	1	0	0	1.000
Totals	4.86	1-0	14	0	0	0/0	0	16.2	20	11	9	8	12	67	.299	1	1	0	1	0	0	1.000



VETERAN BIOS



DREW TITSWORTH

00

- RHP • L-R • 6-3 • 215 • SO. • 1VL
- FRANKENMUTH, MICH.
- FRANKENMUTH HS
- FINANCIAL MANAGEMENT

Righthander who has an unorthodox delivery as one of the team's top relievers in 2024 ... No. 37 ACC prospect for the 2026 draft in the preseason by D1Baseball.

2024 (FRESHMAN)

All-ACC Academic selection ... ACC Academic Honor Roll member ... had a 4-0 record and 3.15 ERA in 19 relief appearances ... in 20.0 innings pitched, he allowed 10 hits (.133 opponents' batting average) and 12 walks with 26 strikeouts ... did not allow a steal ... allowed only five of 21 inherited baserunners to score ... held opponents to .080 with two outs ... in 12.0 innings pitched after the sixth inning, he allowed three hits (.071 opponents' batting average) and two earned runs (1.50 ERA) with 19 strikeouts ... held righthanded batters to

.089 ... held leadoff batters to 0-for-13 ... pitched 2.2 innings in relief, allowing one hit, no runs and no walks with three strikeouts against Xavier on Feb. 16; was his first career appearance ... pitched 1.1 hitless and scoreless innings in relief with one strikeout to earn his first career win against No. 12 South Carolina on March 3 ... pitched 1.1 innings in relief, allowing no hits, no runs and no walks with one strikeout to earn the win against Manhattan on March 12 ... pitched 1.1 innings in relief, allowing one hit, no runs and no walks with one strikeout against Presbyterian at Greenville, S.C. on March 20 ... pitched 1.2 innings in relief, allowing no hits, no runs and no walks with two strikeouts at Miami (Fla.) on March 29 ... pitched 0.2 hitless and scoreless innings in relief with two strikeouts to earn the win at

TITSWORTH'S CAREER HIGHS

Total IP	2.2	Xavier	2-16-24
Scoreless IP	2.2	Xavier	2-16-24
Hits	3	Charlotte	5-7-24
Runs	3	Florida State	3-24-24
Earned Runs	3	Florida State	3-24-24
Walks	2	many (2)	-----
Strikeouts	4	Boston College	5-17-24

Notre Dame on April 5 ... pitched 1.2 innings in relief, allowing no hits and no earned runs with two strikeouts to earn the win at Louisville on April 28 ... pitched 2.0 hitless and scoreless innings in relief with four strikeouts against Boston College on May 17 ... pitched 1.1 perfect innings in relief with three strikeouts against Louisville in the ACC Tournament on May 24 ... No. 216 freshman in the nation in the preseason by Perfect Game ... No. 46 freshman in the ACC in the preseason by D1Baseball.

BEFORE CLEMSON

No. 281 player and No. 87 righthander in the nation by Perfect Game ... No. 6 player and No. 1 righty in Michigan by Perfect Game ... No. 453 prospect for the 2023 draft by Perfect Game ... two-time MLive Dream Team player-of-the-year ... lettered four times in baseball, three times in football and two times in basketball at Frankenth High School, where he was coached by Tim Smith.

PERSONAL

Majoring in financial management ... born Drew Robert Titsworth on April 27, 2005 in Saginaw, Mich.



TITSWORTH'S CAREER STATS

OVERALL

Year	ERA	W-L	APP	GS	CG	SHO/CBO	SV	IP	H	R	ER	BB	SO	AB	O/BA	WP	HBP	BK	PO	A	E	Fld%
2024	3.15	4-0	19	0	0	0/0	0	20.0	10	10	7	12	26	75	.133	0	3	0	0	0	1	.000

ACC REGULAR SEASON

Year	ERA	W-L	APP	GS	CG	SHO/CBO	SV	IP	H	R	ER	BB	SO	AB	O/BA	WP	HBP	BK	PO	A	E	Fld%
2024	5.62	2-0	9	0	0	0/0	0	8.0	3	8	5	8	14	31	.097	0	0	0	0	0	0	----

ROOKIE BIOS



OWEN ANCHORS

55

OF • L-L • 6-2 • 190 • FR. • HS
 DUNWOODY, GA.
 DUNWOODY HS
 SPORTS COMMUNICATION

First-year freshman.

Before Clemson: No. 233 player and No. 41 outfielder in the nation by Perfect Game ... No. 24 player and No. 5 outfielder in Georgia by Perfect Game ... lettered four times in baseball at Dunwoody High School, where he was coached by Kyle Smith.

Personal: Majoring in sports communication ... born Owen Ward Anchors on Aug. 30, 2005 in Dunwoody, Ga.



DION BROWN

93

RHP • R-R • 5-10 • 145 • FR. • HS
 YORK, S.C.
 LEWISVILLE HS
 PARKS, RECREATION & TOURISM MANAGEMENT

First-year freshman.

Before Clemson: No. 16 player and No. 4 second baseman in South Carolina by Perfect Game ... member of the North/South All-Star team in baseball and football ... lettered three times in baseball, three times in football and once in basketball at Lewisville High School, where he was coached by Blake Barron.

Personal: His father, Sheldon, was a defensive back at South Carolina (1998-01) and played one season (2001) of baseball at South Carolina; played 11 years (2002-12) in the NFL with the Eagles and Browns ... majoring in parks, recreation & tourism management ... born Sheldon Dion Brown Jr. on Jan. 24, 2006 in Voorhees, N.J.



TALAN BELL

96

LHP/OF • L-L • 5-10 • 180 • FR. • HS
 OVIEDO, FLA.
 HAGERTY HS
 HEALTH SCIENCE

First-year freshman ... No. 15 freshman in the nation in the preseason by Baseball America ... No. 38 freshman in the ACC in the preseason by D1Baseball.

Before Clemson: No. 33 player and No. 5 lefthander in the nation by Perfect Game ... No. 164 prospect for the 2024 draft by Perfect Game ... No. 6 player and No. 2 lefthander in Florida by Perfect Game ... Gatorade Player-of-the-Year in Florida as a senior ... conference player-of-the-year as a senior ... was 7-1 with an 0.99 ERA and 78 strikeouts as a senior ... hit .379 with 28 RBIs as a senior ... lettered four times in baseball at Hagerty High School, where he was coached by Mike Sindone.

Personal: Pronounced TA-lehn ... majoring in health science ... born Talan Cooper Bell on July 13, 2005 in Fort Pierce, Fla.



STEELE BURD

11

C • R-R • 6-0 • 210 • FR. • HS
 HILTON HEAD ISLAND, S.C.
 HILTON HEAD CHRISTIAN ACADEMY
 SPORTS COMMUNICATION

First-year freshman.

Before Clemson: No. 19 player and No. 5 catcher in South Carolina by Perfect Game ... set the school record for career homers ... three-time all-state selection ... four-time all-region selection ... member of the state championship team as a senior ... region player-of-the-year as a sophomore ... lettered five times in baseball at Hilton Head Christian Academy, where he was coached by JW Wilkerson.

Personal: His sister, Sterling, is a swimmer at South Carolina ... his uncle, Shane Monahan, played baseball at Clemson (1993-95), where he hit .394 with 337 hits in his career; was a two-time first-team All-American and the 1995 ACC Player-of-the-Year; played two years in the major leagues; Burd wears the same jersey number (11) that Monahan wore at Clemson ... majoring in sports communication ... born Steele Vincent Burd on Feb. 15, 2006 in Hilton Head Island, S.C.



BRENDON BENNETT

32

LHP • L-L • 6-1 • 220 • FR. • HS
 NOVI, MICH.
 NOVI HS
 PRE-BUSINESS

First-year freshman.

Before Clemson: No. 319 player and No. 35 lefthander in the nation by Perfect Game ... No. 5 player and No. 2 lefthander in Michigan by Perfect Game ... state all-star game selection ... first-team all-state as a junior ... member of the state championship team as a junior ... lettered four times in baseball at Novi High School, where he was coached by Rick Green.

Personal: His sister, Reganne, played softball at South Carolina in 2024 and is a member of the 2025 Michigan softball team ... majoring in pre-business ... born Brendon Steven Bennett on Feb. 11, 2006 in Toledo, Ohio.



JOSH CASTELLANI

17

INF • L-R • 6-4 • 210 • FR. • HS
 ST. PETERSBURG, FLA.
 HOLLINS HS
 COMMUNICATION

First-year freshman ... No. 32 freshman in the ACC in the preseason by D1Baseball.

Before Clemson: No. 333 player and No. 27 third baseman in the nation by Perfect Game ... No. 49 player and No. 9 third baseman in Florida by Perfect Game ... all-state selection ... four-time first-team all-county selection ... second in school history in career points in basketball ... lettered four times in baseball and four times in basketball at Hollins High School, where he was coached by Ryan Valdes.

Personal: His father, Jim, played baseball at Coastal Carolina (1982-84) ... majoring in communication ... born Josh Alexander Castellani on Nov. 4, 2005 in St. Petersburg, Fla.



ROOKIE BIOS



CANNON FEAZELL 41

RHP • R-R • 6-1 • 195 • FR. • HS
 WINDERMERE, FLA.
 WINDERMERE HS
 SPORTS COMMUNICATION

First-year freshman.

Before Clemson: No. 271 player and No. 87 righthander in Florida by Perfect Game ... Florida Coaches Association All-Star Game selection ... lettered in baseball at Windermere High School, where he was coached by Eric Lassiter.

Personal: Pronounced fuh-ZELL ... majoring in sports communication ... born Cannon Hayes Feazell on Oct. 4, 2005 in Windermere, Fla.



LUKE GAFFNEY 16

INF/C • R-R • 6-1 • 215 • *SO. • TR
 DANVILLE, KY.
 PURDUE UNIVERSITY
 ECONOMICS

First-year transfer and redshirt sophomore ... No. 30 transfer in the nation in the preseason by Baseball America ... No. 66 junior in the nation in the preseason by Perfect Game ... No. 21 ACC prospect for the 2025 draft in the preseason by D1Baseball.

Before Clemson: Member of the Purdue program for two seasons, as he played in 2024 as a redshirt freshman under Head Coach Greg Goff ... second-team freshman All-American by Baseball America, D1Baseball and NCBWA ... Big Ten Conference Freshman-of-the-Year ... Second-Team All-Big Ten Conference selection ... All-Big Ten Conference Freshman selection ... five-time Big Ten Conference Freshman-of-the-Week ... hit .359 with 13 homers, three triples, 15 doubles, 64 RBIs, 62 runs, a .646 slugging percentage, .449 on-base percentage and two steals in 53 games in 2024 ... tied the school record for runs ... set school freshman records for hits, homers, RBIs, runs, total bases and slugging percentage ... first-team all-state selection as a senior at Boyle County High School ... No. 12 player and No. 3 catcher in Kentucky by Perfect Game ... hit .462 with 10 homers, 13 doubles and 46 RBIs in 33 games as a senior ... hit .430 with seven homers, 10 doubles and a school-record 49 RBIs in 36 games as a junior ... valedictorian as a senior ... lettered four times in baseball at Boyle County High School, where he was coached by Adam Blair.

Personal: His sister, Grace, played soccer at Morehead State ... majoring in economics ... born Robert Lukas Gaffney on Oct. 9, 2003 in Danville, Ky.

GAFFNEY'S OVERALL STATS

Year	AVG	G-S	AB	R	H	2B	3B	HR	RBI	OB%	SB
2024*	.359	53-53	209	62	75	15	3	13	64	.449	2-2

* - Purdue



MICHAEL GILLEN 42

RHP • R-R • 6-2 • 220 • JR. • TR
 ROCHELLE PARK, N.J.
 SETON HALL UNIVERSITY
 ECONOMICS

First-year transfer and junior ... No. 68 transfer in the nation in the preseason by D1Baseball ... No. 39 ACC prospect for the 2025 draft in the preseason by D1Baseball.

Before Clemson: Played two seasons (2023,24) at Seton Hall under Head Coach Rob Sheppard ... was 5-1 with four saves, a 1.51 ERA, .225 opponents' batting average and 70 strikeouts against 19 walks in 65.2 innings pitched over 37 relief appearances in two seasons at Seton Hall ... First-Team All-Big East Conference se-

lection in 2024 ... was 4-1 with two saves, a team-best 2.31 ERA, .205 opponents' batting average and 43 strikeouts against 14 walks in 39.0 innings pitched over 18 relief appearances in 2024 ... was 1-0 with two saves, a 0.34 ERA, a .255 opponents' batting average and 27 strikeouts against five walks in 26.2 innings pitched over 19 relief appearances in 2023 ... first-team All-Big North Conference and second-team All-Bergen County as a senior at Bergen Catholic High School ... No. 66 player and No. 14 shortstop in New Jersey by Perfect Game ... had a 1.90 ERA and 76 strikeouts in 51.0 innings pitched as a senior ... lettered four times in baseball at Bergen Catholic High School, where he was coached by Bob Muggeo.

Personal: Majoring in economics ... born Michael James Gillen on May 8, 2004 in Hackensack, N.J.

GILLEN'S OVERALL STATS

Year	ERA	W-L	G-S	CG	SHO	SV	IP	H	R	ER	BB	SO
2023*	0.34	1-0	19-0	0	0	2	26.2	25	1	1	5	27
2024*	2.31	4-1	18-0	0	0	2	39.0	30	13	10	14	43
Totals	1.51	5-1	37-0	0	0	4	65.2	55	14	11	19	70

* - Seton Hall



AUSTIN JACOBS 48

INF • R-R • 6-0 • 175 • FR. • HS
 GENEVA, FLA.
 HAGERTY HS
 PRE-BUSINESS

First-year freshman.

Before Clemson: No. 250 player and No. 52 shortstop in the nation by Perfect Game ... No. 40 player and No. 9 shortstop in Florida by Perfect Game ... FACA East All-Star selection ... Seminole County All-Star selection ... lettered four times in baseball at Hagerty High School, where he was coached by Mike Sindone.

Personal: Majoring in pre-business ... born Austin Wayne Jacobs on April 27, 2006 in Oviedo, Fla.



CHAYCE KIECK 45

RHP • R-R • 6-1 • 185 • FR. • HS
 JACKSONVILLE, FLA.
 THE BOLLES SCHOOL
 GENERAL ENGINEERING

First-year freshman.

Before Clemson: No. 478 player and No. 157 righthander in the nation by Perfect Game ... No. 68 player and No. 14 righthander in Florida by Perfect Game ... first-team all-state selection ... Northeast Florida player-of-the-year as a junior ... all-academic team member as a senior ... lettered four times in baseball at The Bolles School, where he was coached by Mike Boswell.

Personal: His father, Greg, played baseball at Johns Hopkins (1996-00) ... pronounced KICK ... majoring in general engineering ... born Chayce Nicholas Kieck on July 9, 2005 in Jacksonville, Fla.

ROOKIE BIOS



LUKE KISSENBERTH 30

RHP • R-R • 6-0 • 170 • ^*SR • TR
 GREENVILLE, S.C.
 THE CITADEL
 BUSINESS ADMINISTRATION

First-year graduate transfer.

Before Clemson: Played three seasons (2022-24) at The Citadel, where he was coached by Tony Skole ... was 0-2 with a 7.62 ERA, .224 opponents' batting average and 51 strikeouts against 34 walks in 41.1 innings pitched over 31 appearances (one start) over three seasons ... all-region selection as a senior at Southside Christian School ... No. 88 player and No. 27 righthander in South Carolina by Perfect Game ... had 17 strikeouts in 9.0 innings pitched as a senior ... pitched a five-inning no-hitter in his final high school appearance ... second-team all-region as a junior ... lettered four times in baseball and four times in football at Southside Christian School, where he was coached by Kenny Ledford.

Personal: His father, Mike, played football at The Citadel ... his mother, Karen, played softball at Anderson ... his brother, Johnathon, played football at Presbyterian ... his brother-in-law, Zach Riggs, played football at Clemson ... majoring in business administration ... born Luke Michael Kissenberth on April 21, 2002 in Savannah, Ga.

KISSENBERTH'S OVERALL STATS

Year	ERA	W-L	G-S	CG	SHO	SV	IP	H	R	ER	BB	SO
2022*	16.88	0-0	3-0	0	0	0	2.2	6	5	5	2	2
2023*	45.00	0-0	2-0	0	0	0	1.0	2	7	5	4	1
2024*	5.97	0-2	26-1	0	0	0	37.2	25	29	25	28	48
Totals	7.62	0-2	31-1	0	0	0	41.1	33	41	35	34	51

* - The Citadel



HUDSON LEE 12

LHP • R-L • 6-4 • 230 • *SO • TR
 ROEBUCK, S.C.
 WAKE FOREST UNIVERSITY
 COMMUNICATION

First-year transfer and redshirt sophomore.

Before Clemson: Member of the Wake Forest baseball team for two seasons (2023,24), where he was coached by Tom Walter ... made two relief appearances in 2024 ... all-state selection in baseball and football at Dorman High School ... No. 493 player and No. 62 lefthander in the nation by Perfect Game ... No. 9 player and No. 2 lefthander in South Carolina by Perfect Game ... lettered four times in baseball and three times in football at Dorman High School, where he was coached by Jack Jolly.

Personal: His brother, Hayden, was a quarterback at North Greenville and South Carolina ... majoring in communication ... born Hudson Phillip Lee on Oct. 24, 2003 in Roebuck, S.C.

LEE'S OVERALL STATS

Year	ERA	W-L	G-S	CG	SHO	SV	IP	H	R	ER	BB	SO
2024*	18.00	0-0	2-0	0	0	0	1.0	2	2	2	1	3

* - Wake Forest



DOMINIC LISTI 6

OF • L-L • 5-11 • 205 • ^**SR • TR
 CRYSTAL LAKE, ILL.
 INDIANA STATE UNIVERSITY
 BUSINESS ADMINISTRATION

First-year graduate transfer.

Before Clemson: Played one season (2024) at Indiana State, where he was coached by Mitch Hannahs ... Second-Team All-MVC selection ... Lexington Regional All-Tournament selection ... hit .324 with three homers, 14 doubles, 31 RBIs, 57 runs, a .464 on-base percentage and three steals in 59 games in 2024 ... played four seasons (2020-23) at North Central College, where he was coached by Ed Mathey ... multiple first-team all-conference selection at North Central College ... hit .375 with nine doubles and 20 RBIs in 2023 ... led the 2023 team in hits (57), runs (40) and walks (24) ... led the nation in Division III in triples in 2022 ... led the 2022 team in batting average (.374), hits (71), runs (73), total bases (111), walks (40) and on-base percentage (.500) ... hit .324 with 58 hits, seven doubles, 10 triples, three homers, 44 RBIs, 46 runs and a .460 on-base percentage in 2021 ... had a 72-game on-base streak, third longest in Division III history ... No. 141 player and No. 10 lefthander in Illinois by Perfect Game ... lettered in baseball at Prairie Ridge High School, where he was coached by Glen Pecoraro.

Personal: Majoring in business administration ... born Dominic Luigi Listi on Feb. 28, 2002 in Barrington, Ill.

LISTI'S OVERALL STATS

Year	AVG	G-S	AB	R	H	2B	3B	HR	RBI	OB%	SB
2024*	.324	59-59	216	57	70	14	0	3	31	.464	3-5

* - Indiana State

LISTI'S NCAA TOURNAMENT STATS

Year	AVG	G-S	AB	R	H	2B	3B	HR	RBI	OB%	SB
2024*	.250	4-4	16	2	4	0	0	0	1	.333	1-2

* - Indiana State



DANE MOEHLER 36

RHP • R-R • 6-2 • 205 • FR • HS
 MARIETTA, GA.
 WALTON HS
 PRE-BUSINESS

First-year freshman ... No. 15 freshman in the ACC in the preseason by D1Baseball.

Before Clemson: No. 426 player and No. 135 righthander in the nation by Perfect Game ... No. 494 prospect for the 2024 draft by Perfect Game ... No. 43 player and No. 10 righthander in Georgia by Perfect Game ... East Coast Pro All-Star ... first-team all-state selection ... region pitcher-of-the-year ... lettered four times in baseball at Walton High School, where he was coached by Shane Amos.

Personal: His father, Brian, played baseball at UNC Greensboro and 14 years in the major leagues with the Tigers, Reds, Astros and Marlins; pitched three shutouts, tied for second most in the American League, for the Tigers in 1998 ... his mother, Deana, played soccer at UNC Greensboro ... his sister, Jackson, played soccer at Clemson (2018-21) ... majoring in pre-business ... born Dane Rhodes Moehler on Sept. 23, 2005 in Marietta, Ga.

ROOKIE BIOS



JOSH PAINO

8

- INF • R-R • 5-11 • 200 • ^**SR. • TR
- TEMECULA, CALIF.
- CALIFORNIA BAPTIST UNIVERSITY
- ATHLETIC LEADERSHIP IN EDUCATION

First-year graduate transfer.

Before Clemson: Played three seasons (2022-24) at California Baptist, where he was coached by Gary Adcock ... hit .278 with 21 homers, four triples, 32 doubles, 89 RBIs, 99 runs, a .367 on-base percentage and 23 steals in 166 games (142 starts) at California Baptist ... hit .296 with 11 homers, two triples, 18 doubles, 38 RBIs, 49 runs, six steals and a .974 fielding percentage in 2024 ... All-WAC Academic selection ... spent two seasons (2020,21) at St. Mary's, where he was coached by Charlie Migl, but was injured both seasons and did not appear in a game ... No. 158 player and No. 31 shortstop in California by Perfect Game ... lettered three times in baseball at Great Oak High School, where he was coached by Eric Morton.

Personal: His father, Jon, played college baseball ... majoring in athletic leadership in education ... born Joshua Matthew Paino on Jan. 8, 2001 in Murrieta, Calif.

PAINO'S OVERALL STATS

Year	AVG	G-S	AB	R	H	2B	3B	HR	RBI	OB%	SB
2022*	.247	51-31	85	17	21	5	0	1	13	.393	6-9
2023*	.270	55-52	178	33	48	9	2	9	38	.340	11-15
2024*	.296	60-59	230	49	68	18	2	11	38	.377	6-8
Totals	.278	166-142	493	99	137	32	4	21	89	.367	23-32

* - California Baptist



BRIGGS SULLIVAN

29

- INF/OF • R-R • 6-1 • 190 • FR. • HS
- MOUNT PLEASANT, S.C.
- OCEANSIDE COLLEGIATE ACADEMY
- PRE-BUSINESS

First-year freshman.

Before Clemson: No. 11 player and No. 2 shortstop in South Carolina by Perfect Game ... all-state and all-region selection as a junior ... member of the state championship teams as a sophomore and junior ... lettered in baseball at Oceanside Collegiate Academy, where he was coached by Richie McCullough.

Personal: Majoring in pre-business ... born Thomas Briggs Sullivan on July 8, 2005 in Mount Pleasant, S.C.



TP WENTWORTH

18

- OF/LHP • L-L • 6-5 • 230 • FR. • HS
- RIPON, CALIF.
- CENTRAL CATHOLIC HS
- PRE-BUSINESS

First-year freshman ... No. 37 freshman in the ACC in the preseason by D1Baseball.

Before Clemson: No. 151 player and No. 27 outfielder in the nation by Perfect Game ... No. 410 prospect for the 2024 draft by Perfect Game ... No. 21 player and No. 4 outfielder in California by Perfect Game ... three-sport (football, basketball, baseball) player-of-the-year as a freshman, sophomore, junior and senior ... member of the state championship team as a junior ... first-team all-state in football and basketball, as he scored over 1,000 career points on the hardwood ... lettered four times in baseball, four times in football and four times in basketball at Central Catholic High School, where he was coached by Danny Ayala.

Personal: His father, Kevin, was an All-American and national championship golfer (Oklahoma State) and professional golfer ... his mother, Diane, competed in volleyball and track & field at Nevada ... majoring in pre-business ... born Tyler Paul Wentworth on Aug. 4, 2005 in Manteca, Calif.



COLLIN PRIEST

99

- INF • L-R • 6-3 • 245 • SO. • TR
- MOUNT DORA, FLA.
- UNIVERSITY OF MICHIGAN
- COMMUNICATION

First-year transfer and sophomore ... No. 74 sophomore in the nation in the preseason by Perfect Game.

Before Clemson: Played one season (2024) at Michigan, where he was coached by Tracy Smith ... All-Big Ten Conference Freshman selection ... hit .279 with 11 homers, 11 doubles, 30 RBIs, 29 runs, a .578 slugging percentage, .445 on-base percentage and a steal in 56 games (39 starts) in 2024 ... set the school freshman record for homers ... No. 252 player and No. 7 first baseman in the nation by Perfect Game ... three-time all-state selection at Mount Dora Christian Academy ... No. 35 player and No. 1 first baseman in Florida by Perfect Game ... hit .383 with a school-record 25 homers and 84 RBIs in his high school career ... first-team all-state as a senior ... hit .417 with a school-record 11 homers as a senior ... lettered five times in baseball at Mount Dora Christian Academy, where he was coached by Jason Sanders.

Personal: His father, Marty, and mother, Elisabeth, played basketball at Cazenovia ... majoring in communication ... born Collin Vincent Priest on Sept. 8, 2004 in Syracuse, N.Y.

PRIEST'S OVERALL STATS

Year	AVG	G-S	AB	R	H	2B	3B	HR	RBI	OB%	SB
2024*	.279	56-39	147	29	41	11	0	11	30	.445	1-1

* - Michigan



ANTHONY WILKIE

22

- RHP/1B • R-R • 6-5 • 225 • FR. • HS
- GAINESVILLE, FLA.
- F.W. BUCHHOLZ HS
- PRE-BUSINESS

First-year freshman.

Before Clemson: No. 346 player and No. 107 righthander in the nation by Perfect Game ... No. 50 player and No. 9 righthander in Florida by Perfect Game ... FACA All-Star as a senior ... all-state selection as a sophomore, junior and senior ... lettered four times in baseball and two times in basketball at F.W. Buchholz High School, where he was coached by Ron Brooks.

Personal: His mother, Candace, played basketball at Florida ... majoring in pre-business ... born Anthony Thomas Wilkie on Oct. 11, 2005 in Atlanta, Ga.

AGAINST ALL COMPETITION

Opponent ^(First Game - Last Game)	G	W	L	Win %	^CU	^Opp	Home	Away	Neutral
Adelphi ⁽¹⁹⁵⁹⁾	1	1	0	1.000	16	8	1-0		
Alabama ⁽¹⁹¹⁹⁻¹⁰⁾	26	13	13	.500	160	150	6-5	4-6	3-2
App State ⁽¹⁹⁷³⁻¹⁴⁾	21	19	2	.905	168	64	17-2	2-0	
Arizona ⁽¹⁹⁵⁸⁻⁹⁰⁾	5	2	3	.400	27	23			2-3
Arizona State ⁽¹⁹⁷⁷⁻¹⁵⁾	5	1	4	.200	23	35		0-2	1-2
Arkansas ⁽¹⁹⁸⁷⁻⁰²⁾	6	3	3	.500	40	34	2-1	1-0	0-2
Arkansas State ⁽¹⁹⁹⁵⁾	1	1	0	1.000	7	2			1-0
Armstrong State ⁽¹⁹⁸⁹⁾	2	1	1	.500	7	6			1-1
Auburn ^{***} (1901-2010)	93	42	48	.468	506	552	16-17	18-29	3-8
Austin Peay ⁽¹⁹⁷³⁻¹⁸⁾	4	3	1	.750	24	13	2-1		1-0
Ball State ⁽¹⁹⁸⁴⁾	3	1	2	.333	15	11	1-2		
Baylor ⁽²⁰⁰⁵⁾	3	1	2	.333	6	15			1-2
Belmont Abbey ⁽¹⁹⁰⁴⁻⁷¹⁾	6	6	0	1.000	58	16	3-0	3-0	
Binghamton ⁽²⁰²³⁾	3	3	0	1.000	33	6	3-0		
Birmingham-Southern ⁽¹⁹²³⁻⁰⁴⁾	4	3	1	.750	21	15		1-1	2-0
Boston College ⁽²⁰⁰⁶⁻²⁴⁾	59	48	11	.814	419	236	25-5	22-5	1-1
Bradley ⁽¹⁹⁵⁰⁾	2	1	1	.500	10	3			1-1
Brigham Young ⁽¹⁹⁸⁸⁾	1	0	1	.000	2	9			0-1
Buffalo ⁽¹⁹⁶⁹⁾	3	3	0	1.000	61	9	3-0		
Cal State Fullerton ⁽²⁰⁰⁶⁾	1	0	1	.000	6	7			0-1
Cal State LA ⁽¹⁹⁷⁷⁾	1	0	1	.000	0	1			0-1
California ⁽¹⁹⁸⁰⁻⁹⁷⁾	4	1	3	.250	40	33	1-2		0-1
Campbell ⁽¹⁹⁸²⁻⁹⁰⁾	5	3	2	.600	37	22	3-1	0-1	
Central Michigan ⁽¹⁹⁷³⁾	1	0	1	.000	4	8	0-1		
Charleston Southern ⁽¹⁹⁷⁶⁻¹⁸⁾	21	20	1	.952	163	60	17-1	3-0	
Charlotte ⁽¹⁹⁸⁵⁻²⁴⁾	20	16	4	.800	190	99	11-3	5-1	
Cincinnati ⁽¹⁹³⁶⁻²¹⁾	7	5	2	.714	52	34	4-1		1-1
Coastal Carolina ⁽¹⁹⁸⁶⁻²⁴⁾	63	51	12	.810	561	312	37-7	12-5	2-0
College of Charleston ⁽¹⁸⁹⁹⁻²⁰²³⁾	37	32	5	.865	296	140	22-4	8-0	2-1
Colorado State ⁽¹⁹⁵⁹⁾	1	1	0	1.000	7	1			1-0
Columbus ⁽¹⁹⁷⁷⁻⁹¹⁾	8	7	1	.875	70	23	2-0	5-1	
Cornell ⁽¹⁸⁹⁹⁻⁸⁰⁾	6	4	2	.667	40	34	3-1		1-1
Creighton ⁽¹⁹⁹⁰⁻⁹⁹⁾	5	1	4	.200	29	35			1-4
CSUN ⁽¹⁹⁹⁷⁾	2	1	1	.500	13	25			1-1
Davidson ⁽¹⁹⁰³⁻²⁰¹¹⁾	37	28	9	.757	373	135	20-3	8-5	0-1
Dayton ⁽²⁰¹⁰⁾	1	1	0	1.000	6	5	1-0		
DBU ⁽²⁰¹⁸⁾	3	3	0	1.000	24	4	3-0		
Delaware ⁽¹⁹⁹⁹⁾	1	1	0	1.000	17	3			1-0
Duke ^{**} (1904-2024)	213	133	78	.629	1474	1010	69-33	53-31	11-14
East Carolina ⁽¹⁹⁶⁸⁻⁰⁵⁾	22	13	9	.591	120	83	9-2	4-6	0-1
East Tennessee State ⁽¹⁹⁶⁹⁻²³⁾	31	24	7	.774	244	95	22-5	2-2	
Eastern Kentucky ⁽¹⁹⁹²⁾	2	2	0	1.000	29	0	2-0		
Eastern Michigan ⁽¹⁹⁷⁵⁻¹⁴⁾	8	4	4	.500	49	35	4-2	0-1	0-1
Elon ⁽¹⁹²⁰⁻¹⁷⁾	24	17	7	.708	161	119	16-7		1-0
Erskine ⁽¹⁸⁹⁸⁻⁸⁵⁾	102	72	30	.706	537	335	34-10	30-14	8-6
FIU ⁽¹⁹⁸⁵⁻⁸⁷⁾	4	2	2	.500	14	19	1-1	1-1	
Florida ⁽¹⁹²⁸⁻²⁴⁾	32	12	20	.375	203	221	1-3	9-16	2-1
Florida Atlantic ⁽¹⁹⁹⁸⁾	2	1	1	.500	11	11	1-1		
Florida Gulf Coast ⁽²⁰¹⁰⁾	4	3	1	.750	32	15	3-1		
Florida Southern ⁽¹⁹⁷⁴⁻⁷⁶⁾	4	2	2	.500	22	13		2-2	
Florida State ^{**} (1958-24)	161	77	83	.481	935	966	40-24	23-45	14-14
Fordham ⁽¹⁹⁸⁸⁾	1	1	0	1.000	3	2			1-0
Francis Marion ⁽¹⁹⁷⁶⁻⁸⁶⁾	10	9	1	.900	95	37	4-1	5-0	
Fresno State ⁽¹⁹⁸⁸⁻⁹⁴⁾	6	2	4	.333	44	51		0-1	2-3
Furman ^{***} (1896-2020)	216	155	57	.727	1740	973	84-26	63-28	8-3
Gardner-Webb ⁽¹⁹⁷⁵⁻¹⁹⁾	12	11	1	.917	112	39	10-0	1-1	
George Mason ⁽¹⁹⁹⁵⁻⁰⁷⁾	9	8	1	.889	106	20	8-1		
George Washington ⁽¹⁹⁵⁸⁻⁸⁸⁾	4	3	1	.750	17	13	1-0	0-1	2-0
Georgia ^{**} (1900-2024)	243	111	130	.461	1454	1390	58-53	50-73	3-4
Georgia Regents ⁽¹⁹⁸⁴⁻⁹¹⁾	3	3	0	1.000	42	7	2-0	1-0	
Georgia Southern ^{**} (1959-21)	91	60	30	.665	709	443	31-13	22-17	7-0
Georgia State ⁽²⁰²¹⁻²³⁾	5	4	1	.800	37	25	4-1		
Georgia Tech ^{**} (1902-2024)	242	122	117	.510	1582	1473	56-27	46-81	20-9
Gordon ⁽¹⁹⁰⁹⁾	1	0	1	.000	3	5		0-1	
Grand Canyon ⁽¹⁹⁹⁴⁾	2	2	0	1.000	12	1			2-0
Guilford ⁽¹⁹¹⁸⁾	2	0	2	.000	3	7	0-2		
Hartford ⁽²⁰²²⁾	3	3	0	1.000	47	7	3-0		
Hawaii ⁽¹⁹⁹⁴⁾	1	1	0	1.000	7	3		1-0	
Hawaii Hilo ⁽¹⁹⁹⁴⁾	3	3	0	1.000	29	9		3-0	
High Point ⁽¹⁹⁷⁶⁻²⁴⁾	11	11	0	1.000	69	17	10-0	1-0	
Hobart ⁽¹⁹⁰²⁾	1	1	0	1.000	10	2	1-0		
Holy Cross ⁽¹⁹⁵⁸⁻¹²⁾	2	1	1	.500	20	21	1-0		0-1
Howard ⁽¹⁹⁷⁸⁻⁸²⁾	10	10	0	1.000	102	28	10-0		
Illinois ⁽¹⁹⁸⁶⁻¹⁹⁾	4	4	0	1.000	32	14	3-0		1-0
Indiana ⁽²⁰²²⁾	3	3	0	1.000	33	8	3-0		
Jacksonville ⁽¹⁹⁶⁹⁻⁹⁵⁾	5	3	2	.600	32	29	2-0	1-2	
Jacksonville State ⁽²⁰¹⁹⁾	1	0	1	.000	2	9			0-1
James Madison ⁽¹⁹⁷⁶⁻¹⁶⁾	23	21	2	.913	190	72	20-0	1-2	
Kansas ⁽¹⁹⁹³⁻⁰⁶⁾	4	2	2	.500	17	20	2-1		0-1
Kansas State ⁽¹⁹⁹³⁻²⁴⁾	5	4	1	.800	39	20	4-0		0-1
Kennesaw State ⁽²⁰¹⁸⁻²⁴⁾	7	6	1	.857	53	39	4-1	2-0	
Kent State ^{**} (1969)	3	1	1	.500	29	16	1-1		0-1
Kentucky ⁽¹⁹⁵⁰⁻⁹⁷⁾	9	6	3	.667	50	35	6-1		0-2
Lewis ⁽¹⁹⁷⁷⁻⁷⁸⁾	6	6	0	1.000	31	12	6-0		
Lewis-Clark State ⁽¹⁹⁹⁴⁾	1	0	1	.000	2	9			0-1
Liberty ⁽¹⁹⁸⁸⁻²⁰⁾	11	5	6	.455	58	58	5-3	0-1	0-2
Lipscomb ⁽²⁰²³⁾	1	1	0	1.000	12	5	1-0		
Long Beach State ⁽¹⁹⁸⁸⁻⁹¹⁾	2	1	1	.500	21	19			1-1

Opponent ^(First Game - Last Game)	G	W	L	Win %	^CU	^Opp	Home	Away	Neutral
Louisiana ⁽¹⁹⁹¹⁻⁰⁰⁾	3	1	2	.333	29	23			1-2
Louisville ⁽¹⁹⁷⁰⁻²⁴⁾	38	23	15	.605	262	196	15-6	4-8	4-1
Maine ⁽¹⁹⁹¹⁻¹⁶⁾	26	24	2	.923	248	93	20-2	1-0	3-0
Manhattan ⁽²⁰²⁴⁾	2	2	0	1.000	18	2	2-0		
Marshall ⁽¹⁹⁷⁵⁻⁹⁰⁾	17	15	2	.882	179	53	15-1		0-1
Maryland ⁽¹⁹²³⁻¹⁴⁾	164	123	41	.750	1192	659	67-9	45-28	11-4
Massachusetts ⁽¹⁹⁵⁹⁻⁶⁹⁾	6	5	1	.833	49	28	5-1		
Memphis ⁽²⁰⁰⁷⁾	3	2	1	.667	19	10	2-1		
Mercer ^{*(1901-2008)}	35	19	15	.557	184	140	10-1	9-14	1-1
Miami (Fla.) ^{*(1977-24)}	82	34	47	.421	445	491	13-14	12-23	9-10
Miami (Ohio) ⁽¹⁹⁶⁵⁻¹⁰⁾	4	4	0	1.000	49	1	4-0		
Michigan ⁽¹⁹²⁵⁻²⁹⁾	6	0	6	.000	12	48	0-6		
Michigan State ^{*(1935-22)}	21	10	10	.500	129	141	4-9	1-1	6-1
Middle Tennessee ⁽²⁰⁰⁰⁾	2	2	0	1.000	25	3	2-0		
Mississippi College ⁽¹⁹²³⁾	2	1	1	.500	4	2	1-1		
Mississippi State ⁽¹⁹⁶⁸⁻⁰⁷⁾	13	8	5	.615	75	61	3-0	4-5	1-0
Missouri State ⁽¹⁹⁹³⁻⁹⁹⁾	5	4	1	.800	33	46			4-1
Morehead State ⁽¹⁹⁹⁷⁻¹⁸⁾	6	6	0	1.000	35	13	6-0		
Navy ⁽¹⁹⁶³⁻⁹⁵⁾	2	2	0	1.000	25	8	1-0		1-0
NC State ^{**} (1921-2024)	218	125	92	.576	1461	1207	61-34	1-1	50-45
Nebraska ⁽¹⁹⁹³⁻⁰²⁾	2	1	1	.500	11	15			1-1
Nevada ⁽¹⁹⁹⁷⁻¹⁷⁾	5	3	2	.600	37	29	2-1		1-1
New Hampshire ⁽¹⁹⁹⁴⁾	1	1	0	1.000	4	1	1-0		
New Orleans ⁽¹⁹⁸⁵⁻⁸⁹⁾	7	3	4	.429	49	48		1-2	2-2
New York Tech ⁽²⁰⁰¹⁾	3	3	0	1.000	51	3	3-0		
Newberry ^{*(1900-78)}	88	50	37	.574	475	369	25-11	24-25	1-1
North Carolina ^{**} (1901-2023)	203	106	96	.525	1078	1002	53-32	37-49	16-15
North Carolina A&T ⁽²⁰⁰⁵⁾	1	1	0	1.000	12	2	1-0		
North Georgia ⁽¹⁹⁰⁹⁻²⁵⁾	5	3	2	.600	41	24	3-2		
Northeastern ⁽²⁰²²⁾	3	2	1	.667	22	15	2-1		
Northwestern ⁽¹⁹⁹⁷⁾	2	2	0	1.000	22	9			2-0
Notre Dame ⁽¹⁹⁹⁴⁻²⁴⁾	32	18	14	.563	161	142	8-8	9-6	1-0
Oglethorpe ⁽¹⁹¹⁷⁻⁵⁹⁾	14	6	8	.429	61	72	2-3	4-5	
Ohio ^{*(1937-01)}	33	19	13	.593	217	176	19-13		
Ohio State ⁽¹⁹⁵⁴⁻⁰³⁾	15	10	5	.667	86	62	9-3		1-2
Oklahoma ⁽¹⁹⁹²⁻¹⁰⁾	2	1	1	.500	12	11			1-1
Oklahoma State ⁽¹⁹⁹¹⁻¹⁶⁾	8	4	4	.500	43	40	2-3		2-1
Old Dominion ⁽¹⁹⁸³⁻⁰⁵⁾	38	31	7	.816	249	122	27-5	4-2	
Ole Miss ⁽¹⁹²³⁻¹⁹⁾	16	7	9	.438	65	93		6-9	1-0
Oral Roberts ⁽²⁰⁰⁵⁻⁰⁶⁾	3	3	0	1.000	25	16	3-0		
Oregon ⁽²⁰¹⁴⁾	1	0	1	.000	1	18			0-1
Oregon State ⁽¹⁹⁸⁸⁻⁰¹⁾	5	3	2	.600	42	29			3-2
Pacific ⁽²⁰⁰⁷⁾	3	3	0	1.000	17	10	3-0		
Penn State ⁽¹⁹⁵⁹⁻⁷⁵⁾	2	0	2	.000	4	12			0-2
Pepperdine ⁽²⁰¹⁵⁾	1	0	1	.000	8	10			0-1
Pittsburgh ⁽²⁰¹⁴⁻²⁴⁾	14	9	5	.643	84	78	4-2	5-3	
Presbyterian ⁽¹⁹⁰⁶⁻²⁰²⁴⁾	92	69	23	.750	701	383	43-10	22-10	4-3
Princeton ⁽¹⁹⁹¹⁻⁰³⁾	2	2	0	1.000	20	11			2-0
Purdue ⁽²⁰⁰²⁾	3	3	0	1.000	18	11	3-0		
Rhode Island ⁽¹⁹⁶⁷⁻⁶⁸⁾	5	3	2	.600	26	19	3-2		
Rice ⁽¹⁹⁹⁴⁻⁰⁰⁾	4	2	2	.500	25	26			2-2
Richmond ⁽¹⁹¹⁵⁻⁰¹⁾	4	3	1	.750	33	21	3-1		
Rider ⁽¹⁹⁷⁰⁾	2	2	0	1.000	10	3	2-0		
Riverside Military ⁽¹⁹⁰⁹⁻¹⁰⁾	3	2	1	.667	11	10	2-0	0-1	
Rollins ⁽¹⁹⁵⁰⁻⁸⁰⁾	11	4	7	.364	60	59	1-		

AGAINST ALL COMPETITION

Opponent ^(First Game - Last Game)	G	W	L	Win %	^CU	^Opp	Home	Away	Neutral
UNCW ⁽¹⁹⁷⁶⁻⁰⁹⁾	42	34	8	.810	342	157	21-3	13-5	
UNLV ⁽¹⁹⁹¹⁻¹⁴⁾	11	7	4	.636	82	56	3-1	3-3	1-0
USC Aiken ⁽¹⁹⁸⁴⁻⁸⁵⁾	2	2	0	1.000	26	6	1-0	1-0	
USC Upstate⁽²⁰⁰⁹⁻²⁴⁾	12	9	3	.750	117	56	7-2		2-1
UT Arlington ⁽¹⁹⁹⁰⁻⁹⁵⁾	2	2	0	1.000	26	5		1-0	1-0
Valdosta State ⁽¹⁹⁷⁸⁻⁸⁷⁾	17	13	4	.765	100	60	2-0	11-4	
Vanderbilt ⁽¹⁹⁸⁴⁻¹⁸⁾	8	3	5	.375	45	53	2-5	1-0	
Vermont ⁽¹⁹⁷⁰⁾	1	1	0	1.000	14	2	1-0		
Villanova ⁽¹⁹⁹¹⁾	1	1	0	1.000	8	3			1-0
Virginia ⁽¹⁹⁵⁵⁻²²⁾	170	112	58	.659	1160	723	56-18	45-31	11-9
Virginia Tech ^{* (1902-2023)}	81	53	26	.667	537	384	29-8-1	18-15-1	6-3
VMJ ⁽¹⁹¹⁶⁻²⁰¹⁹⁾	4	4	0	1.000	29	14	3-0	1-0	
Wake Forest^{* (1901-2024)}	209	142	66	.682	1404	1055	72-26-1	55-36	15-4
Washington ⁽¹⁹⁹⁴⁻⁹⁹⁾	3	2	1	.667	17	16			2-1
Washington and Lee ⁽¹⁹⁴⁸⁻⁵⁴⁾	3	2	1	.667	42	10	2-1		

Opponent ^(First Game - Last Game)	G	W	L	Win %	^CU	^Opp	Home	Away	Neutral
Washington State ⁽¹⁹⁸⁸⁾	1	0	1	.000	5	6			0-1
West Virginia ⁽¹⁹⁵¹⁻¹⁵⁾	13	11	2	.846	92	30	7-2		4-0
West Virginia Wesleyan ⁽¹⁹¹⁶⁻¹⁷⁾	3	1	2	.333	12	17	1-2		
Western Carolina ⁽¹⁹⁷⁴⁻¹⁸⁾	81	65	16	.802	746	406	46-5	18-11	1-0
Western Michigan ⁽¹⁹⁵⁸⁻⁷³⁾	3	1	2	.333	15	21	1-1		0-1
Wichita State ⁽¹⁹⁸¹⁾	1	0	1	.000	2	7	0-1		
William & Mary ⁽²⁰⁰⁰⁻¹⁸⁾	9	8	1	.889	54	36	8-1		
Wingate ⁽¹⁹⁸³⁾	1	1	0	1.000	11	7			1-0
Winthrop⁽¹⁹⁸¹⁻²⁴⁾	34	27	7	.794	253	140	22-6	4-1	1-0
Wofford ^{* (1898-2022)}	107	82	24	.771	791	417	45-8	34-15	3-1-1
Wright State ⁽²⁰¹⁰⁻¹⁷⁾	9	7	2	.778	54	35	7-2		
Xavier ⁽²⁰¹⁴⁻²⁴⁾	4	3	1	.750	37	19	3-0		0-1
Yale ⁽¹⁹⁴⁷⁻¹⁷⁾	7	6	1	.857	52	33	4-0	0-1	2-0
Totals	4760	3039	1691	.642	32,469	22,756	1767-627-13	979-857-15	293-207-2

* - includes one tie (Clemson has 30 ties in history); ^ - runs; Note: **Bold** denotes 2025 opponent.



CLEMSON IS SCHEDULED TO PLAY TWO GAMES AT FLUOR FIELD IN GREENVILLE IN 2025. OTHER THAN THE SHORTENED 2020 SEASON, WHEN THE TIGERS WERE SCHEDULED TO PLAY A GAME AT FLUOR FIELD, CLEMSON HAS PLAYED AT LEAST ONE GAME AT FLUOR FIELD EVERY YEAR SINCE ITS FIRST GAME THERE IN 2007.

GAME RESULTS VS. 2025 OPPONENTS

ARIZONA

Overall:.....2-3
 at Neutral:.....2-3
 NCAA Tournament Games:.....1-2
 One-Run Games:.....0-1
 Extra-Inning Games:.....0-2
 Longest CU Win Streak:.....1⁽¹⁹⁵⁸⁻⁹⁰⁾
 Longest ARZ Win Streak:.....3⁽¹⁹⁵⁹⁻⁸⁹⁾
 Biggest CU Win:.....9-1⁽¹⁹⁹⁰⁾
 Biggest ARZ Win:.....10-6⁽¹⁹⁷⁶⁾

Date	Site	W-L	CU	Op
6-14-1958	! N1	W	4	1
6-13-1959	! N1	L	2	3
6-14-1976	! N1	L	6	10
5-19-1989	N2	L	10	6
5-20-1990	N2	W	9	1

! - College World Series; N1 - Omaha, Neb.; N2 - Chapel Hill, N.C.

CALIFORNIA

Overall:.....1-3
 at Clemson:.....1-2
 at Doug Kingsmore Stadium:.....1-2
 at Neutral:.....0-1
 NCAA Tournament Games:.....0-1
 One-Run Games:.....0-1
 Longest CU Win Streak:.....1⁽¹⁹⁹⁷⁾
 Longest CAL Win Streak:.....2⁽¹⁹⁸⁰⁻⁹⁷⁾
 Biggest CU Win:.....15-3⁽¹⁹⁹⁷⁾
 Biggest CAL Win:.....6-4⁽¹⁹⁸⁰⁾, 12-1⁽¹⁹⁹⁷⁾

Date	Site	W-L	CU	Op
6-1-1980	! N1	L	4	6
5-9-1997	H	L	11	12
5-10-1997	H	W	15	3
5-11-1997	H	L	10	12

! - College World Series; N1 - Omaha, Neb.

COASTAL CAROLINA

Overall:.....51-12
 at Clemson:.....37-7
 at Doug Kingsmore Stadium:.....37-7
 at Coastal Carolina:.....12-5
 at Neutral:.....2-0
 NCAA Tournament Games:.....7-0
 One-Run Games:.....9-2
 Extra-Inning Games:.....3-1
 Under Erik Bakich:.....4-0
 Longest CU Win Streak:.....20⁽¹⁹⁹⁰⁻⁹⁹⁾
 Longest CCU Win Streak:.....2⁽²⁰²²⁾
 Biggest CU Win:.....19-1⁽²⁰⁰²⁾
 Biggest CCU Win:.....17-2⁽²⁰²²⁾

Date	Site	W-L	CU	Op
2-15-1986	A	W	12	5
2-16-1986	A	L	3	9
3-27-1988	H	W	8	4
3-28-1988	H	W	7	3
2-18-1989	A	W	22	5
2-19-1989	A	W	6	5
3-27-1990 ⁽¹⁾	H	L	7	2
3-27-1990 ⁽²⁾	H	W	7	1
3-19-1991	A	W	23	7
3-20-1991	A	W	10	3
3-21-1991	A	W	11	7
3-9-1992	H	W	2	1
3-10-1992	H	W	12	2
3-9-1993	H	W	11	3
3-10-1993	H	W	8	3
5-10-1994	A	W	9	7
5-11-1994	A	W	8	0
4-18-1995	H	W	5	1
4-19-1995	H	W	7	2
3-1-1996	H	W	11	3
3-2-1996	H	W	8	7
3-3-1996	H	W	13	4
3-7-1997	H	W	17	2
3-8-1997	H	W	22	11
3-9-1997	H	W	13	3
3-10-1998	H	W	17	3
3-10-1999	H	W	14	6
5-8-1999	H	L	2	4
3-1-2000	H	W	4	3
4-10-2001	H	L	5	10
4-11-2001	H	W	13	8
3-26-2002	H	W	19	1
3-27-2002	H	W	6	2
4-15-2003	H	L	1	5
4-16-2003	H	W	7	3
3-16-2004	H	W	9	4

2-19-2005	A1	L	2	3
3-29-2005	H	W	14	5
3-30-2005	H	W	8	1
3-7-2007	H	W	4	0
6-3-2007	\$ A1	W	11	8
6-4-2007	\$ A1	W	15	3
3-18-2008	H	W	9	6
4-21-2009	H	W	5	3
3-31-2010	H	L	11	3
4-5-2011	H	W	10	5
6-4-2011	\$ H	W	12	7
4-24-2012	H	L	7	10
6-1-2012	\$ N2	W	11	3
6-3-2012	\$ N2	W	5	3
4-15-2014	H	W	9	6
3-17-2015	A	L	5	9
5-16-2017	H	W	11	8
3-20-2018	A	L	5	9
4-3-2018	H	W	6	1
3-13-2019	H	W	8	5
5-14-2019	A	W	14	3
3-22-2022	H	L	7	16
5-17-2022	A	L	2	17
4-4-2023	H	W	16	6
5-10-2023	A	W	13	6
6-1-2024	\$ H	W	4	3
6-2-2024	\$ H	W	12	5

\$ - NCAA Regional; A1 - Myrtle Beach, S.C.; N2 - Columbia, S.C.

DAVIDSON

Overall:.....28-9
 at Clemson:.....20-3
 at Doug Kingsmore Stadium:.....3-0
 at Davidson:.....8-5
 at Neutral:.....0-1
 One-Run Games:.....3-5
 Extra-Inning Games:.....0-2
 Longest CU Win Streak:.....10⁽¹⁹⁴⁰⁻⁴⁸⁾
 Longest DAV Win Streak:.....2^(1904-21,38)
 Biggest CU Win:.....21-0⁽¹⁹⁴³⁾
 Biggest DAV Win:.....7-2⁽¹⁹³⁸⁾

Date	Site	W-L	CU	Op
4-4-1903	H	W	11	0
4-18-1904	N1	L	3	6
4-26-1921	H	L	4	6
4-27-1922	H	W	4	3
4-26-1923	H	L	2	3
4-22-1926	H	W	9	0
4-9-1927	H	W	10	6
4-30-1931	H	W	14	4
4-16-1938	H	L	10	5
5-2-1938	A	L	2	7
3-23-1940	H	W	15	2
5-15-1940	A	W	8	5
3-31-1943	A	W	12	4
4-1-1943	A	W	21	0
4-14-1943	H	W	19	3
4-9-1946	H	W	5	4
5-11-1946	A	W	8	3
4-8-1947	H	W	2	1
5-10-1947	A	W	15	1
4-5-1948	H	W	5	0
4-10-1948	A	L	10	6
3-26-1949	H	W	8	1
4-15-1950	H	W	13	11
4-29-1950	A	L	4	6
4-7-1951	A	W	12	5
5-4-1951	H	W	20	2
4-2-1952	H	W	21	5
4-12-1952	A	L	3	4
4-10-1953 ⁽¹⁾	H	W	7	0
4-10-1953 ⁽²⁾	H	W	6	4
3-31-1967	H	W	15	2
5-7-1969	A	L	8	9
4-12-1985	A	W	17	0
4-18-1986	H	W	14	7
4-3-1989	H	W	15	4
5-2-1997	A	W	11	4
5-17-2011	H	W	19	0

N1 - Charlotte, N.C.

DUKE

Overall:.....133-78-2
 at Clemson:.....69-33-1
 at Doug Kingsmore Stadium:.....50-15-1
 at Duke:.....53-31-1
 at Neutral:.....11-14
 ACC Regular-Season Games:.....106-46-2

ACC Tournament Games:.....9-5
 One-Run Games:.....18-26
 Extra-Inning Games:.....6-3-1
 Under Erik Bakich:.....3-3
 Longest CU Win Streak:.....14⁽¹⁹⁸⁵⁻⁹⁰⁾
 Longest DUK Win Streak:.....9⁽²⁰¹⁶⁻²³⁾
 Biggest CU Win:.....25-6⁽¹⁹⁷⁸⁾
 Biggest DUK Win:.....13-1⁽²⁰¹³⁾

Date	Site	W-L	CU	Op
5-7-1904	N1	W	15	8
4-12-1905	H	W	11	4
4-12-1906	H	W	13	4
5-4-1906	N2	L	0	7
5-3-1907	N2	L	4	5
4-5-1907	N2	W	3	0
5-1-1908	N2	L	3	5
5-2-1908	N3	L	0	1
4-21-1909	H	L	7	8
4-24-1909 ⁽¹⁾	N4	L	1	4
4-24-1909 ⁽²⁾	N4	L	0	1
4-8-1910	H	W	2	1
4-9-1910	H	L	3	14
4-27-1911 ⁽¹⁾	N5	L	0	7
4-27-1911 ⁽²⁾	N5	L	5	9
4-27-1916	A	W	16	6
4-28-1916	A	L	4	5
5-8-1916	H	W	3	0
5-9-1916	H	W	13	3
4-14-1919	H	L	2	8
4-15-1919	H	L	12	1
4-12-1923	H	L	0	9
5-7-1926	H	W	10	3
3-30-1934	H	L	6	7
3-31-1934	H	W	10	5
4-2-1935 ⁽¹⁾	A	L	8	12
4-2-1935 ⁽²⁾	A	W	7	3
3-25-1942	H	L	3	5
3-26-1942	H	L	3	14
3-28-1947	H	W	10	9
3-29-1947	H	L	11	13
3-24-1948	H	L	3	5
3-25-1948	H	L	2	3
3-30-1949	H	W	13	3
3-31-1949	H	L	16	18
3-29-1950	H	L	8	9
4-26-1951	A	W	4	3
5-19-1951	N6	L	0	5
3-28-1952	H	L	8	14
3-29-1952	H	W	10	9
4-14-1952	A	L	2	6
3-26-1953	H	L	4	5
4-23-1954	* A	W	5	4
4-24-1954	* A	L	0	11
3-29-1955	* N1	W	5	3
4-22-1955	* A	L	3	10
3-26-1956	* H	T	11	11
4-20-1956 ⁽¹⁾	* A	L	7	0
4-20-1956 ⁽²⁾	* A	L	7	3
4-9-1957	* H	L	2	6
4-19-1957	* A	L	2	6
5-1-1958	* A	W	8	1
5-12-1958	* A	L	1	7
4-30-1959	* A	W	12	7
5-1-1959	* A	W	10	0
4-15-1960	* H	W	6	1
5-4-1960	* H	W	4	2
4-7-1961	* H	L	5	8
5-6-1961	* A	L	1	3
4-10-1962	* H	L	3	4
5-5-1962	* A	L	3	7
4-27-1963	* A	W	5	1
5-3-1963	* H	W	5	4
4-24-1964	* A	W	5	3
4-23-1965	* H	W	10	2
5-7-1965	* A	W	8	0
4-2-1966	* H	W	11	0
4-15-1967	* A	L	3	10
5-5-1967	* H	W	4	0
5-11-1968 ⁽¹⁾	* A	W	7	3
5-11-1968 ⁽²⁾	* A	L	7	0
4-7-1969	* A	L	6	13
5-10-1969 ⁽¹⁾	* H	W	8	5
5-10-1969 ⁽²⁾	* H	W	7	2
4-5-1970	* H	W	3	1
5-16-1970 ⁽¹⁾	* A	L	7	1
5-16-1970 ⁽²⁾	* A	L	7	1
4-4-1971	* H	W	5	4
5-12-1971	* A	W	5	2

4-17-1973 ⁽¹⁾	* A	W	7	7
4-17-1973 ⁽²⁾	* A	W	7	4
3-31-1974	* H	W	18	1
4-12-1974 ⁽¹⁾	* H	W	14	3
4-12-1974 ⁽²⁾	* H	W	8	1
4-8-1976	* A	W	20	7
4-9-1976	* A	L	1	10
3-5-1977	* H	W	6	0
3-20-1978	* A	W	25	6
3-21-1978	* A	W	15	10
4-23-1978	+ H	W	13	0
3-14-1979	* H	W	13	1
3-15-1979	* H	W	6	4
3-12-1981	* H	W	7	4
3-13-1981	* H	W	8	7
4-23-1981	+ N7	L	0	1
4-25-1981	+ N7	W	9	2
3-19-1982	* A	W	5	3
4-21-1982	+ N7	W	10	9
3-6-1983	* H	W	9	2
3-7-1983	* H	W	4	3
4-24-1983	+ N7	W	14	7
3-3-1984	* A	W	11	4
3-4-1984	* A	W	7	1
4-18-1984	+ N8	L	5	8
3-5-1985	* H	W	5	0
3-6-1985	* H	W	11	2
4-5-1986	* A	W	6	1
4-6-1986	* A	W	15	1
4-12-1987	* A	W	6	3
4-18-1987	* H	W	12	4
4-19-1987	* H	W	6	3
5-7-1987 ⁽¹⁾	% A	W	10	8
5-7-1987 ⁽²⁾	% A	W	14	5
4-9-1988 ⁽¹⁾	* A	W	10	3
4-9-1988 ⁽²⁾	* A	W	10	3
4-15-1988	* H	W	11	3
5-11-1988	+ N9	W	9	1
3-4-1990 ⁽¹⁾	* A	W	12	9
3-4-1990 ⁽²⁾	* A	L	3	4
5-12-1990	+ N9	W	13	3
5-5-1991	* H	W	17	4
5-6-1991	* H	W	3	2
5-7-1991	* H	W	6	4
3-17-1992	* A	W	15	7
3-18-1992	* A	W	9	1
3-19-1992	* A	L	1	2
2-27-1993	* H	L	6	7
2-28-1993	* H	W	16	7
3-1-1993	* H	L	4	13
5-15-1993	+ N9	W	4	2
4-15-1994	* A	W	7	6
4-16-1994	* A	L	7	8
4-17-1994	* A	W	7	0
3-10-1995				

GAME RESULTS VS. 2025 OPPONENTS

6-3-1967	\$ N1	W	6	4	
4-19-1969 ⁽¹⁾	H	L	2	6	
4-19-1969 ⁽²⁾	H	L	1	3	
4-17-1971 ⁽¹⁾	H	W ⁽⁷⁾	11	0	
4-17-1971 ⁽²⁾	H	W	12	7	
4-18-1971	H	W	3	2	
3-10-1972	A	L	7	11	
3-11-1972	A	L	3	6	
3-12-1972	A	L	3	20	
4-26-1973 ⁽¹⁾	H	W ⁽⁷⁾	2	1	
4-26-1973 ⁽²⁾	H	L ⁽⁷⁾	1	2	
4-27-1973	H	L	1	9	
3-8-1974	A	L	3	6	
3-9-1974	A	W	7	5	
3-10-1974	A	L	3	5	
2-28-1981	A	L	8	9	
3-1-1981	A	L	7	11	
4-1-1982	H	L	1	8	
4-2-1982	H	L ⁽⁷⁾	6	7	
3-1-1983	A	L ⁽¹⁴⁾	4	5	
3-2-1983	A	T ⁽¹⁰⁾	3	3	
3-29-1984	H	W	13	0	
3-30-1984	H	W	13	3	
5-28-1989	\$	A	L	1	8
3-27-1992	* H	W	10	4	
3-28-1992	* H	W	12	0	
3-29-1992	* H	W	14	0	
5-11-1992	+ N2	W	5	2	
5-13-1992	+ N2	W	11	0	
5-7-1993	* A	W	7	6	
5-8-1993	* A	L ⁽¹⁰⁾	3	4	
5-9-1993	* A	W	5	1	
5-16-1993	+ N2	W	6	1	
5-18-1993	+ N2	L	5	7	
5-7-1994	* H	W	5	2	
5-8-1994	* H	W	9	5	
5-9-1994	* H	L	3	8	
5-21-1994	+ N2	L	4	10	
5-22-1994	+ N2	W	4	1	
4-21-1995	* A	L	2	5	
4-22-1995	* A	L	2	7	
4-23-1995	* A	L	8	9	
5-19-1995	+ N2	W	11	0	
5-20-1995	+ N2	L	2	12	
5-21-1995	+ N2	L	2	8	
5-4-1996	* H	W	3	0	
5-5-1996	* H	W	2	1	
5-6-1996	* H	W	2	0	
5-18-1996	+ N3	L	1	2	
4-4-1997	* A	W	10	7	
4-5-1997	* A	L	5	20	
4-6-1997	* A	L ⁽¹²⁾	10	11	
5-16-1997	+ N4	L	4	8	
5-17-1997	+ N4	L	0	10	
4-24-1998	* H	W	2	1	
4-25-1998	* H	W	5	4	
4-26-1998	* H	L	2	7	
4-9-1999	* A	L	0	8	
4-10-1999	* A	W	8	4	
4-11-1999	* A	L	3	5	
5-22-1999	+ N3	W	8	7	
5-6-2000	* H	W	8	7	
5-7-2000	* H	W	5	4	
5-8-2000	* H	W	7	4	
5-18-2000	+ N5	W	8	4	
4-6-2001	* A	L	4	7	
4-7-2001	* A	L	6	7	
4-8-2001	* A	L	1	6	
5-18-2001	+ N5	L	4	5	
5-17-2002	* H	L	3	9	
5-18-2002	* H	L	3	12	
5-19-2002	* H	L	3	9	
5-23-2002	+ N4	L	4	9	
5-25-2002	+ N4	L	1	4	
4-11-2003	* A	W	8	4	
4-12-2003	* A	L	2	7	
4-13-2003	* A	L	1	8	
5-1-2004	* H	L	6	11	
5-2-2004	* H	L	1	10	
5-3-2004	* H	W	18	9	
4-2-2005	* A	L	1	3	
4-3-2005 ⁽¹⁾	* A	L	4	5	
4-3-2005 ⁽²⁾	* A	W	7	3	
5-12-2006	* H	W	9	1	
5-13-2006	* H	W ⁽¹⁰⁾	4	3	
5-14-2006	* H	W	11	2	
5-11-2007	* A	L	1	11	
5-12-2007	* A	W	7	6	
5-13-2007	* A	W	11	6	

5-26-2007	+ N6	W	5	1
5-3-2008	* H	L ⁽¹⁰⁾	8	9
5-4-2008	* H	L	4	13
5-5-2008	* H	L	2	4
3-20-2009	* A	L	2	5
3-21-2009	* A	W ⁽¹¹⁾	8	7
3-22-2009	* A	L	4	7
5-20-2010	* H	W	9	8
5-21-2010	* H	W	8	4
5-22-2010	* H	W	8	3
5-19-2011	* A	L	6	8
5-20-2011	* A	W	7	4
5-21-2011	* A	W	8	5
5-26-2011	+ N3	L	3	6
5-12-2012	* H	W	7	2
5-14-2012 ⁽¹⁾	* H	W	9	7
5-14-2012 ⁽²⁾	* H	L	5	9
5-25-2012	+ N7	W	9	7
5-16-2013	* A	W	8	2
5-17-2013	* A	L	1	2
5-18-2013	* A	L	1	6
3-21-2014	* H	W	9	3
3-22-2014 ⁽¹⁾	* H	L	1	11
3-22-2014 ⁽²⁾	* H	L	3	4
5-14-2015	* A	W	4	1
5-15-2015	* A	W	7	0
5-16-2015	* A	W	9	6
5-20-2015	+ N3	L	1	3
4-30-2016	* H	W	10	3
5-1-2016	* H	L	2	11
5-2-2016	* H	W	7	3
5-29-2016	+ N3	W	18	13
4-15-2017	* A	W	12	10
4-16-2017	* A	L	3	7
4-17-2017	* A	L	6	7
5-5-2018	* H	L ⁽¹³⁾	2	3
5-6-2018	* H	W	12	7
5-7-2018	* H	W	5	4
5-26-2018	+ N3	L	4	5
4-12-2019	* A	L	2	6
4-13-2019	* A	L	2	16
4-14-2019	* A	L	4	6
5-14-2021	* A	L	3	8
5-15-2021	* A	W	9	5
5-16-2021	* A	L	6	9
4-22-2022	* H	W	6	4
4-23-2022	* H	L	3	4
4-24-2022	* H	W	8	5
4-6-2023	* A	L	1	5
4-7-2023	* A	W	8	1
4-8-2023	* A	W	6	2
3-23-2024 ⁽¹⁾	* H	W ⁽⁷⁾	15	5
3-23-2024 ⁽²⁾	* H	W	9	8
3-24-2024	* H	W	14	12

* - ACC regular-season game; + - ACC Tournament; \$ - NCAA District III Playoffs, Regionals; N1 - Gastonia, N.C.; N2 - Greenville, S.C.; N3 - Durham, N.C.; N4 - St. Petersburg, Fla.; N5 - Fort Mill, S.C.; N6 - Jacksonville, Fla.; N7 - Greensboro, N.C.

GARDNER-WEBB

Overall:	11-1
at Clemson:	10-0
at Doug Kingsmore Stadium:	10-0
at Gardner-Webb:	1-1
Longest CU Win Streak:	11 ⁽¹⁹⁷⁵⁻¹⁹⁾
Longest GWU Win Streak:	1 ⁽²⁰¹⁹⁾
Biggest CU Win:	14-2 ⁽²⁰⁰⁷⁾ , 13-1 ⁽²⁰¹¹⁾ , 12-0 ⁽²⁰¹¹⁾
Biggest GWU Win:	9-7 ⁽²⁰¹⁹⁾
Date	Site	W-L CU Op
3-1-1975	H	W 9 6
3-3-2004	H	W 8 5
3-15-2006	H	W 10 5
3-27-2007	H	W 14 2
3-11-2010	H	W 13 2
5-7-2011 ⁽¹⁾	H	W 13 1
5-7-2011 ⁽²⁾	H	W 12 0
5-8-2011	A	W 5 1
4-3-2013	H	W 4 1
4-15-2015	H	W 7 5
5-4-2019	H	W 10 2
5-5-2019	A1	L 7 9

A1 - Shelby, N.C.

GEORGIA

Overall:	111-130-2
at Clemson:	58-53-2

at Doug Kingsmore Stadium:	38-18
at Georgia:	50-73
at Neutral:	3-4
NCAA Tournament Games:	1-2
One-Run Games:	28-41
Extra-Inning Games:	6-9-1
Under Erik Bakich:	1-2
Longest CU Win Streak:	7 ⁽¹⁹⁷¹⁻⁷³⁾
Longest UGA Win Streak:	11 ⁽¹⁹²⁴⁻²⁹⁾
Biggest CU Win:	25-2 ⁽¹⁹⁰¹⁾ , 23-0 ⁽¹⁹⁴⁶⁾
Biggest UGA Win:	27-4 ⁽¹⁹³⁹⁾
Date	Site	W-L CU Op
5-16-1900	A	W 13 3
4-23-1901	H	W 25 2
4-17-1902	H	L 1 2
4-10-1903	A	W 13 8
4-23-1904	A	W ⁽¹²⁾ 6 3
4-1-1905	H	L 2 3
5-13-1905	A	L 2 5
3-31-1906 ⁽¹⁾	A	L 2 9
3-31-1906 ⁽²⁾	A	L 3 4
4-13-1907	A	W 7 5
4-20-1907	H	L 0 2
5-8-1908	A	L 0 8
5-9-1908 ⁽¹⁾	A	L 0 6
5-9-1908 ⁽²⁾	A	L 0 7
4-2-1909	H	W 2 0
4-3-1909	H	W 10 3
4-1-1910	A	W 1 0
4-2-1910	A	L 0 5
3-27-1911	H	L 2 5
3-28-1911	H	L 0 3
4-19-1912	A	L 0 8
3-30-1912	A	L 1 5
4-4-1913	H	W 10 8
4-5-1913	H	L 4 10
3-27-1914	A	W 6 3
3-28-1914	A	L ⁽¹¹⁾ 6 7
4-30-1915	H	L 3 6
5-1-1915	H	L 3 9
4-21-1916	A	L 1 4
4-22-1916	A	L ⁽¹¹⁾ 4 6
4-20-1917	N1	W 2 1
4-21-1917	N1	L 2 3
5-9-1917	A	L 2 8
4-23-1918	H	W 6 5
4-24-1918	H	L 0 2
4-7-1919	A	L 0 1
4-10-1919	A	L 0 9
4-7-1923	H	L 6 7
4-24-1919	H	T ⁽¹¹⁾ 2 2
4-2-1920	H	L 2 6
4-3-1920	H	L 0 3
5-14-1920	A	L 1 5
5-15-1920	A	L 0 8
3-25-1921	H	L ⁽¹⁰⁾ 1 2
3-26-1921	H	L 2 10
4-6-1922	A	L 1 2
4-7-1922	A	L 1 2
4-6-1923	H	L 2 6
4-7-1923	H	W 2 1
3-28-1924	H	L 5 19
3-29-1924	H	L 4 11
3-30-1925	A	L 1 7
3-31-1925	A	L 0 6
3-28-1927	H	L 7 10
3-29-1927	H	L 8 10
4-22-1927	A	L 4 8
4-23-1927	A	L 0 9
3-22-1929	A	L 3 5
3-23-1929	A	L 2 4
4-5-1929	H	L 3 4
4-6-1929	H	W 9 7
3-24-1932	H	L 3 4
3-25-1932	H	L 8 11
3-24-1933	H	L 11 14
5-7-1934	N2	W 5 2
5-8-1934	N2	L 3 4
4-12-1935	A	L 0 2
4-13-1935	A	W 4 3
4-19-1935	H	W 7 2
4-20-1935	H	W 6 4
4-3-1936	H	L ⁽⁷⁾ 0 6
4-4-1936	H	L 3 8
5-8-1936	A	L 2 6
5-9-1936	A	W 5 4
4-2-1937	H	L 1 13
4-3-1937	H	W 3 2
5-3-1937	A	W 11 9

5-4-1937	A	W	6	1
4-14-1938	A	L	11	14
4-19-1938	H	L	5	7
4-3-1939	A	L	0	6
4-4-1939	A	L	4	27
4-10-1939	H	L	7	11
4-8-1941	H	L	7	12
4-15-1941	A	L	2	3
5-6-1941	N3	W	8	6
4-7-1942	A	L	6	13
4-14-1942	H	W ⁽¹²⁾	9	8
4-20-1943	A	W	8	1
5-1-1943	H	W	20	8
4-5-1946	H	W	23	0
4-6-1946	H	L	9	16
4-12-1946	N4	L ⁽¹¹⁾	8	9
4-13-1946	A	W	10	6
4-17-1947	H	W	7	2
4-21-1947	A	L	7	8
4-12-1948	A	L	2	5
4-4-1949	H	L	6	12
4-12-1950	A	L	5	8
4-17-1950	H	W	7	3
3-30-1959	A	W	8	2
4-28-1959	H	W	2	1
4-2-1960	H	W	11	10
4-25-1960	A	L	1	4
4-4-1961	A	W	5	3
3-20-1962	A	L	2	10
4-3-1962	H	W	6	3
4-8-1963	H	L	6	11
4-10-1963	A	L	2	5
4-9-1964	A	W	11	9
4-11-1964	H	L	8	10
3-20-1965	A	L	0	2
4-12-1965	H	L	4	8
4-19-1966	A	W	17	9
5-12-1966	H	T ⁽⁸⁾	3	3
4-10-1967	H	L	1	4
5-3-1967	A	W	2	1
4-2-1968	H	W ⁽¹¹⁾	3	2
5-6-1968	A	W ⁽¹⁰⁾	3	2

GAME RESULTS VS. 2025 OPPONENTS

One-Run Games:	7-9				
Extra-Inning Games:	3-6				
Longest CU Win Streak:.....	13 ⁽²⁰⁰¹⁻¹³⁾				
Longest GSU Win Streak:...	4 ^(1972-74,95-01)				
Biggest CU Win:	25-5 ⁽¹⁹⁸²⁾				
Biggest GSU Win:	14-5 ^(1980,14)				
Date	Site	W-L	CU	Op	
5-4-1959	H	W	5	2	
5-5-1959	H	L	1	2	
3-21-1960	A	T	7	7	
3-22-1960	A	W ⁽⁶⁾	15	4	
3-18-1970	A	W ⁽⁷⁾	5	1	
3-19-1970	A	W	6	2	
3-30-1971	H	L	3	8	
3-31-1971	H	W	3	0	
3-17-1972	A	W	2	1	
3-18-1972	A	L	4	10	
3-1-1974	A	L	8	9	
3-2-1974	A	L	2	5	
3-3-1974	A	L	3	6	
3-7-1975	H	W ⁽⁸⁾	4	1	
3-8-1975	H	W	13	3	
3-9-1975	H	W	9	2	
3-20-1976 ⁽¹⁾	A	L	8	15	
3-20-1976 ⁽²⁾	A	W	16	12	
3-4-1978	A	L	2	4	
3-5-1978 ⁽¹⁾	A	L ⁽⁷⁾	1	3	
3-5-1978 ⁽²⁾	A	W ⁽⁷⁾	5	2	
4-21-1979	H	L	8	10	
4-22-1979 ⁽¹⁾	H	W ⁽⁸⁾	1	0	
4-22-1979 ⁽²⁾	H	L ⁽⁸⁾	10	12	
5-18-1979	\$ N1	W	8	4	
5-20-1979	\$ N1	W	2	0	
5-5-1980	A	W	13	3	
5-6-1980	A	W ⁽¹⁰⁾	10	8	
5-7-1980	A	L	5	14	
3-27-1981	H	L ⁽¹¹⁾	5	6	
3-28-1981	H	W	6	0	
3-29-1981	H	L	7	8	
5-13-1982	A	W	25	5	
5-14-1982	A	L	6	7	
5-15-1982	A	W	12	2	
3-25-1983 ⁽¹⁾	H	W ⁽⁷⁾	4	3	
3-25-1983 ⁽²⁾	H	W ⁽⁷⁾	1	0	
3-26-1983	H	W ⁽⁶⁾	5	4	
2-24-1984	A	L	11	17	
2-25-1984	A	W	10	3	
2-26-1984	A	W	10	5	
3-18-1985	H	W	3	1	
3-19-1985	H	W	11	4	
2-21-1986	A	L	3	9	
2-22-1986	A	W	12	9	
2-23-1986	A	W ⁽¹⁰⁾	12	10	
3-5-1987	H	L	3	10	
3-6-1987	H	W	8	2	
3-7-1987	H	W	14	5	
5-8-1989	A	L	1	4	
5-9-1989	A	L ⁽⁵⁾	7	9	
5-10-1989	A	L	1	2	
4-17-1990	H	W	13	0	
4-18-1990	H	L	6	9	
2-16-1991	A	W	10	4	
2-17-1991	A	W	16	3	
4-7-1992 ⁽¹⁾	H	W ⁽⁷⁾	10	5	
4-7-1992 ⁽²⁾	H	W ⁽⁷⁾	7	2	
5-4-1992	A	W	10	2	
5-5-1992	A	W	7	1	
3-24-1993 ⁽¹⁾	H	W ⁽⁷⁾	10	7	
3-24-1993 ⁽²⁾	H	W ⁽⁷⁾	4	1	
3-29-1994	H	W	7	5	
3-30-1994	H	L	2	3	
5-7-1995	A	W	7	4	
5-8-1995	A	L ⁽¹²⁾	14	15	
4-21-1996 ⁽¹⁾	H	L ⁽¹⁰⁾	6	8	
4-21-1996 ⁽²⁾	H	L ⁽¹⁸⁾	7	9	
3-13-2001	H	L ⁽¹⁰⁾	9	12	
3-14-2001	H	W	9	3	
3-12-2002	H	W	20	8	
3-13-2002	H	W	9	2	
5-31-2002	\$	H	W	15	1
3-16-2003	N2	W	11	1	
3-17-2003	N2	W	8	0	
2-28-2004	N3	W	4	0	
2-29-2004	N3	W	9	0	
3-14-2007	H	W	3	0	
3-17-2010	H	W	22	6	
5-10-2013	H	W	7	1	
5-11-2013	H	W	7	0	
5-12-2013	H	W	11	6	

3-18-2014	A	L	5	14
3-19-2014	A	W	5	4
5-8-2015	H	W	13	5
5-9-2015	H	W	5	4
5-10-2015	H	L	4	7
5-13-2016	A	W	12	1
5-14-2016	A	L	6	7
5-15-2016	A	W	17	4
3-23-2021	N4	W	6	4

\$ - NCAA Regional; N1 - Coral Gables, Fla.; N2 - Charleston, S.C.; N3 - Greenville, N.C.; N4 - North Augusta, S.C.

GEORGIA TECH

Overall:	122-117-3			
at Clemson:	56-27-1			
at Doug Kingsmore Stadium: ..	46-20			
at Georgia Tech:	46-81-2			
at Neutral:	19-9			
ACC Regular-Season Games: ..	65-56			
ACC Tournament Games:	17-11			
NCAA Tournament Games:	3-0			
One-Run Games:	24-26			
Extra-Inning Games:	13-10-1			
Under Erik Bakich:	3-3			
Longest CU Win Streak:.....	8 ⁽¹⁹⁷⁴⁻⁷⁸⁾			
Longest GAT Win Streak:	16 ⁽¹⁹¹²⁻²⁶⁾			
Biggest CU Win:	24-4 ⁽¹⁹⁹⁹⁾			
Biggest GAT Win:	22-4 ⁽²⁰⁰⁶⁾			
Date	Site	W-L	CU	Op
4-12-1902	A	L	4	12
4-11-1903	A	W	5	1
4-22-1904	A	W	6	1
5-14-1904	H	W	11	1
4-22-1905 ⁽¹⁾	A	L	4	5
4-22-1905 ⁽²⁾	A	W	5	3
3-24-1906	A	L	1	3
4-30-1906	H	L	0	6
4-5-1907	A	L	2	4
4-6-1907	A	T ⁽¹¹⁾	2	2
4-3-1908	A	L	2	4
4-4-1908	A	L ⁽¹¹⁾	4	5
5-13-1910	A	L	0	5
5-14-1910 ⁽¹⁾	A	L ⁽⁷⁾	0	4
5-14-1910 ⁽²⁾	A	L ⁽⁷⁾	3	11
4-12-1912	A	W	6	4
4-13-1912	A	L	2	4
3-28-1913	A	L	0	3
3-29-1913	A	L	1	3
4-25-1917	H	L	2	3
4-26-1917	H	L	1	5
4-5-1919 ⁽¹⁾	A	L	0	5
4-5-1919 ⁽²⁾	A	L ⁽⁷⁾	3	9
4-23-1920	A	L	1	2
4-24-1920	A	L ⁽¹⁰⁾	4	7
4-1-1921	A	L	0	5
4-2-1921	A	L	0	10
3-24-1922	A	L	4	9
3-25-1922	A	L	2	6
3-20-1925	A	L	0	4
3-21-1925	A	L	0	6
3-19-1926	A	L	2	5
3-20-1926	A	W ⁽¹⁰⁾	6	5
3-18-1927	A	L	5	11
3-19-1927	A	L	1	10
3-23-1928	A	L	4	14
3-24-1928	A	L	5	7
4-12-1929	A	L	2	5
4-13-1929	A	W	7	4
3-28-1930	A	L	9	10
3-29-1930	A	L	1	4
4-5-1935	H	W	4	0
4-26-1935	A	W	10	2
4-27-1935 ⁽¹⁾	A	L	0	6
4-27-1935 ⁽²⁾	A	L ⁽⁷⁾	1	2
4-24-1943	A	W	5	4
5-7-1943	H	L	6	14
5-8-1943	H	W ⁽¹⁰⁾	11	10
4-15-1955	A	L	4	6
4-16-1955	A	W	8	4
4-18-1956	H	L	6	21
4-25-1956	A	L	1	2
5-6-1957	A	W	5	0
5-7-1957	H	W ⁽¹⁰⁾	7	6
4-8-1958	A	L	1	8
6-4-1959	\$ N1	W	9	6
3-31-1960	H	W	10	0
5-2-1961	A	W	15	5

4-21-1962 ⁽¹⁾	A	W	9	6
4-21-1962 ⁽²⁾	A	W ⁽⁷⁾	18	4
3-27-1963	A	W	6	4
4-3-1963	H	L	8	10
4-14-1964	H	W	22	4
5-14-1964	A	L	3	4
4-3-1965 ⁽¹⁾	H	W ⁽⁷⁾	4	2
4-3-1965 ⁽²⁾	H	T ⁽⁷⁾	6	6
5-11-1965	A	T	4	4
4-18-1966	H	W	14	9
5-20-1966	A	L	1	4
4-4-1967	H	W	10	1
5-6-1967	A	W	3	0
4-15-1968	H	W	6	3
5-4-1968	A	L	0	7
4-21-1969	H	L	3	4
4-7-1970	H	W	17	6
5-7-1970	A	L	1	7
4-13-1971	A	L	4	8
4-21-1971	H	L	1	4
4-9-1972	H	W ⁽¹¹⁾	1	0
4-3-1974	A	L	7	11
4-9-1974	H	W	12	3
4-17-1974	H	W	10	8
4-8-1975	A	W	10	3
4-22-1975	A	W	18	3
4-5-1976	A	W	12	3
4-12-1976	A	W ⁽¹¹⁾	12	10
4-8-1977	H	W	8	7
4-7-1978	A	W	13	9
4-13-1978	H	L	1	2
4-11-1979	A	W	14	6
4-18-1979	H	W	20	2
4-3-1980	* H	W	18	1
4-9-1980	* A	L	10	12
4-1-1981	* H	W	6	4
4-7-1981	* A	W	10	5
4-22-1981	+ N2	W ⁽¹⁰⁾	7	6
3-31-1982	* H	W	17	4
4-7-1982	* A	W	10	2
4-22-1982	+ N2	W	16	2
4-7-1983	* A	L ⁽¹⁰⁾	6	7
4-17-1983	* H	W	19	6
3-28-1984	* H	W	5	1
4-11-1984	* A	W	7	2
4-3-1985	* H	W	4	2
4-10-1985	* A	L	8	9
4-19-1985	+ A	L	9	12
4-20-1985	+ A	L	5	7
4-22-1986	* A	W	6	3
5-7-1986	* H	L	0	7
5-15-1986	+ N3	L	5	16
4-8-1987	* A	L	2	4
4-15-1987	* H	L	6	7
4-22-1987	* A	L	2	12
5-16-1987	+ N4	L	1	7
4-6-1988	* H	W	7	3
4-13-1988	* A	W	4	2
4-21-1988	* H	W	7	4
4-12-1989	* A	W	7	5
4-19-1989	* H	W	16	5
4-26-1989	* A	L	4	11
5-14-1989	+ N4	W	9	3
4-27-1990	* A	W	14	12
4-28-1990	* H	L	3	8
4-29-1990	* A	W	17	10
4-26-1991	* H	W ⁽¹⁰⁾	9	8
4-27-1991	* A	W	8	0
4-28-1991	* H	L	6	11
5-13-1991	+ N4	W	6	5
5-14-1991	+ N4	W	24	8
4-24-1992	* A	L	2	6
4-25-1992	* A	L ⁽¹⁰⁾	6	7
4-26-1992	* A	W	5	4
5-12-1992	+ N4	W	5	4
4-23-1993	* H	L	0	11
4-24-1993	* H	L	5	10
4-25-1993	* H	L	0	6
5-17-1993	+ N4	W	9	8
5-13-1994	* A	W ⁽¹⁰⁾	9	8
5-14-1994	* A	L	4	20
5-15-1994	* A	W	7	4
5-20-1994	+ N4	W	9	6
4-28-1995	* H	W	8	5
4-29-1995	* H	W	6	1
4-30-1995	* H	W	6	5
5-10-1996	* A	W ⁽¹⁰⁾	9	8
5-11-1996	* A	L	0	4
5-12-1996	* A	W	9	2

5-16-1996	+ N2	W	6	1
4-25-1997	* H	W	7	4
4-26-1997	* H	L	4	19
5-15-1997	+ N5	W	7	4
5-3-1998	* A	L	6	7
5-4-1998	* A	L	7	9
5-5-1998	* A	L	5	14
5-14-1998	+ N3	L	6	10
4-23-1999	* H	W	24	4
4-24-1999	* H	W	13	8
4-25-1999	* H	W	6	5
4-28-2000	* A	L	4	7
4-29-2000	* A	L	7	9
4-30-2000	* A	W	13	12
5-19-2000	+ N6	L	8	9
5-20-2000	+ N6	L	4	8
4-20-2001	* H	W	3	0
4-21-2001	* H	W	5	1
4-22-2001	* H	L	3	5
5-4-2002	* A	W	12	9
5-5-2002	* A</			

GAME RESULTS VS. 2025 OPPONENTS

4-30-2022	*	A	L	8	10
5-1-2022	*	A	L	15	18
5-5-2023	*	H	W	6	3
5-6-2023	*	H	W	4	3
5-7-2023	*	H	W	7	3
4-26-2024	*	A	W	12	11
4-27-2024	*	A	L	6	7
4-28-2024	*	A	W ⁽⁷⁾	17	7
5-24-2024	+	N2	W	8	7

* - ACC regular-season game; + - ACC Tournament; N1 - Durham, N.C.; N2 - Charlotte, N.C.

NC STATE

Overall:.....	125-92-1
at Clemson:.....	61-34-1
at Doug Kingsmore Stadium:..	48-26
at NC State:.....	50-45
at Neutral:.....	14-13
ACC Regular-Season Games:..	102-76
ACC Tournament Games:.....	18-12
One-Run Games:.....	26-24
Extra-Inning Games:.....	8-4-1
Under Erik Bakich :.....	4-2
Longest CU Win Streak:.....	10 ⁽¹⁹⁷⁶⁻⁷⁹⁾
Longest NCS Win Streak:..	5 ^(1999-61,85-87)
Biggest CU Win:.....	41-9 ⁽¹⁹⁷⁹⁾
Biggest NCS Win:.....	20-5 ⁽¹⁹⁹³⁾

Date	Site	W-L	CU	Op	
5-4-1921	H	W ⁽¹²⁾	1	0	
4-21-1926	H	W	11	5	
5-9-1927	H	W	7	0	
4-7-1934	H	T ⁽¹¹⁾	7	7	
3-30-1935	A	L	1	5	
5-1-1936	H	L	5	12	
3-25-1947	H	W	10	9	
5-16-1949	N1	L	1	6	
4-28-1951	A	L	5	7	
4-4-1953	A	W	8	4	
4-2-1954	*	H	W	5	1
4-3-1954	*	H	W	8	4
4-2-1955	*	H	L ⁽⁷⁾	2	3
4-26-1955	*	A	W	12	10
4-13-1956	*	H	L	7	10
5-8-1956	*	A	L	1	5
4-12-1957	*	H	L	5	6
4-22-1957	*	A	L	2	8
4-16-1958	*	A	W	6	5
5-3-1958	*	A	W	15	11
4-7-1959	*	H	L	7	8
5-2-1959	*	A	L	2	9
4-16-1960	*	A	L	0	5
5-10-1960	*	H	L ⁽¹⁰⁾	7	8
4-29-1961 ⁽¹⁾	*	A	L ⁽⁷⁾	1	2
4-29-1961 ⁽²⁾	*	A	W	11	6
4-28-1962	*	A	W	9	2
5-12-1962	*	H	L	0	1
4-19-1963	*	H	W	14	7
5-10-1963	*	A	W	12	11
4-17-1964	*	A	L	2	3
5-8-1964	*	H	W	9	4
4-10-1965	*	H	L	5	8
5-1-1965	*	A	W	6	4
4-16-1966	*	A	L	6	7
5-16-1966	*	H	W	8	7
4-8-1967	*	H	W	9	6
5-9-1967	*	A	W	8	5
4-12-1968	*	H	W	14	7
5-3-1968 ⁽¹⁾	*	A	L ⁽⁷⁾	2	4
5-3-1968 ⁽²⁾	*	A	L ⁽⁷⁾	1	6
4-4-1969⁽¹⁾	*	H	W ⁽⁷⁾	5	3
4-4-1969⁽²⁾	*	H	W ⁽⁷⁾	3	0
5-12-1969	*	A	L	1	7
4-10-1970	*	H	W	2	0
5-12-1970 ⁽¹⁾	*	A	W ⁽⁷⁾	7	2
5-12-1970 ⁽²⁾	*	A	L ⁽⁷⁾	2	3
3-28-1971	* N2	L	0	3	
4-11-1971	*	A	W	4	0
4-2-1972	*	A	W	7	2
4-15-1972⁽¹⁾	*	H	W ⁽⁷⁾	7	0
4-15-1972⁽²⁾	*	H	L ⁽⁷⁾	2	3
4-13-1973 ⁽¹⁾	*	A	W ⁽⁷⁾	8	1
4-13-1973 ⁽²⁾	*	A	L ⁽⁷⁾	1	7
4-22-1973 ⁽¹⁾	+	N3	L ⁽¹⁰⁾	4	8
4-22-1973 ⁽²⁾	+	N3	L	2	3
4-7-1974	*	A	W	2	1
4-21-1974	*	H	W	5	0
4-28-1974 ⁽¹⁾	+	A	W	12	5
4-28-1974 ⁽²⁾	+	A	L	6	8

4-5-1975	*	H	W	6	5
4-6-1975	*	H	L	1	3
4-27-1975	+	N3	L	2	3
4-3-1976	*	A	W	7	4
4-4-1976	*	A	W	8	0
4-2-1977	*	H	W	7	3
4-22-1977	+	H	W	10	3
4-24-1977	+	H	W	14	6
3-19-1978	*	A	W	4	0
4-18-1978	*	A	W ⁽⁸⁾	2	1
4-22-1978	+	H	W	12	1
3-31-1979	*	H	W	8	1
4-7-1979	*	A	W	41	9
4-6-1980	*	H	L	3	6
4-25-1980	+	A	W	5	4
4-11-1981⁽¹⁾	*	H	W ⁽⁷⁾	6	1
4-11-1981⁽²⁾	*	H	W ⁽⁷⁾	2	0
3-17-1982	*	A	W	9	6
4-4-1982	*	H	L	13	16
4-3-1983	*	A	L	4	6
4-10-1983	*	H	L	4	8
4-21-1983	+	N3	W	8	1
3-31-1984	*	H	L	2	5
4-7-1984	*	A	W	15	7
4-6-1985	*	H	W	7	1
4-14-1985	*	A	L	4	9
4-12-1986	*	A	L	8	12
4-20-1986	*	H	L	2	6
5-17-1986	+	N4	L	4	6
4-4-1987⁽¹⁾	*	H	L ⁽⁷⁾	6	7
4-4-1987⁽²⁾	*	H	W ⁽⁷⁾	15	5
4-25-1987	* N3	W	9	8	
5-15-1987	+	N5	W	8	0
5-16-1987	+	N5	L	7	11
4-3-1988	*	H	W	9	8
5-6-1988	*	A	L	3	6
5-7-1988	*	A	L	8	9
3-24-1989	*	A	W	6	4
5-6-1989	*	H	W	11	3
5-7-1989	*	H	W	13	6
5-16-1989	+	N5	W	9	2
4-13-1990	*	H	W	6	3
4-14-1990	*	H	W	20	4
4-15-1990	*	H	W	6	5
5-15-1990	+	N5	L	5	6
4-12-1991	*	A	W	14	3
4-13-1991	*	A	L	7	8
4-14-1991	*	A	W	16	6
4-10-1992	*	H	W	6	2
4-11-1992	*	H	L	3	6
4-12-1992	*	H	W	3	2
5-12-1992	+	N5	L	1	11
5-13-1992	+	N5	L	3	7
4-9-1993	*	A	W	4	7
4-10-1993	*	A	L	5	20
4-11-1993	*	A	L	12	13
5-19-1993	+	N5	W	11	7
4-8-1994	*	H	W ⁽¹⁰⁾	10	8
4-9-1994	*	H	W	9	5
4-10-1994	*	H	W ⁽¹⁰⁾	6	5
5-19-1994	+	N5	W	17	5
4-14-1995	*	A	W ⁽¹⁰⁾	17	15
4-15-1995	A	W	13	1	
4-16-1995	*	A	W	13	4
5-20-1995	+	N5	W	16	7
4-25-1996	*	H	L	6	18
4-26-1996	*	H	W	14	0
4-27-1996	*	H	L ⁽¹⁰⁾	1	4
4-18-1997	*	A	L	9	16
4-19-1997	*	A	L	4	17
4-20-1997	*	A	L	7	9
5-17-1997	+	N6	W ⁽¹⁰⁾	11	6
4-17-1998	*	H	W ⁽¹²⁾	11	10
4-18-1998	*	H	W	17	6
5-14-1999	*	A	L	9	19
5-15-1999	*	A	L	4	7
5-16-1999	*	A	W	7	4
5-19-1999	+	N4	W	7	6
4-7-2000	*	H	L	1	5
4-8-2000	*	H	W	9	0
4-9-2000	*	H	W	8	4
5-5-2001 ⁽¹⁾	*	A	W	7	6
5-5-2001 ⁽²⁾	*	A	L	3	4
5-6-2001	*	A	W	10	2
4-5-2002	*	H	W	6	4
4-6-2002	*	H	L	0	3
4-7-2002	*	H	W	10	2
5-24-2002	+	N6	W	5	3
3-28-2003	* A7	L ⁽¹¹⁾	2	3	

3-29-2003 ⁽¹⁾	* A7	L	2	12	
3-29-2003 ⁽²⁾	* A7	W	12	10	
4-23-2004	*	H	W	2	1
4-24-2004	*	H	W	4	3
4-25-2004	*	H	W	9	6
5-28-2004	+	N8	W	12	1
4-22-2005	*	A	L	3	8
4-23-2005	*	A	W	16	9
4-24-2005	*	A	L	8	9
5-27-2005	+	N9	W	5	4
3-24-2006	*	H	W	9	5
3-25-2006	*	H	W	4	2
3-26-2006	*	H	W	6	2
5-28-2006	+	N9	W	8	4
5-17-2007	*	A	L	4	11
5-18-2007	*	A	L	5	6
5-19-2007	*	A	W	6	3
3-21-2008	*	H	L	4	5
3-22-2008	*	H	W	3	2
3-23-2008	*	H	W	2	0
5-22-2008	+	N9	L ⁽⁷⁾	0	10
5-14-2009	*	A	W	13	8
5-15-2009	*	A	W	11	5
5-16-2009	*	A	W	5	4
3-13-2010⁽¹⁾	*	H	W	12	7
3-13-2010⁽²⁾	*	H	W	12	6
3-14-2010	*	H	W	7	6
5-26-2010	+	N10	L	8	13
3-25-2011	*	A	L	0	6
3-26-2011	*	A	L	3	5
3-27-2011	*	A	W	7	3
5-28-2011	+	N4	W	6	3
4-13-2012	*	H	W ⁽¹²⁾	7	6
4-14-2012	*	H	L	1	3
4-15-2012	*	H	L	3	6
3-8-2013	*	A	W	10	5
3-9-2013	*	A	W	7	4
3-10-2013	*	A	L	1	4
5-22-2013	+	N4	L	3	6
4-5-2014	*	H	W	6	1
4-6-2014	*	H	L	4	9
4-7-2014	*	H	L	1	7
3-6-2015	*	A	W	6</	

GAME RESULTS VS. 2025 OPPONENTS

4-16-1924	H	L	4	7
5-8-1924	N2	W	4	1
4-17-1925	H	W	3	2
4-30-1925	N2	L	2	9
4-13-1926	H	W ⁽¹⁰⁾	7	6
4-28-1926	N2	L	1	5
4-15-1927	A	W	12	4
4-28-1927	H	L	6	7
4-16-1928	H	W	11	1
4-26-1928	H	W	6	0
4-24-1929	H	W ⁽¹⁰⁾	6	5
5-7-1929	A	W	7	1
5-1-1930	A	L	7	9
4-7-1932	A	W	7	1
4-21-1932 ⁽¹⁾	H	W	14	5
4-21-1932 ⁽²⁾	H	W ⁽⁷⁾	14	1
4-22-1932	H	W ⁽¹⁰⁾	12	11
4-6-1933	A	W	13	7
4-7-1933	A	L	3	8
4-25-1933 ⁽¹⁾	H	W	15	11
4-25-1933 ⁽²⁾	H	W ⁽⁷⁾	3	0
4-9-1934	A	W	15	8
4-25-1934	H	W	8	2
4-9-1935	H	W	10	2
5-1-1935	A	W	6	3
4-17-1936	H	W	10	8
4-28-1936	A	L ⁽⁷⁾	2	6
4-15-1937	A	W	5	4
5-6-1937	A	L	5	6
4-13-1938	H	W	4	2
4-22-1938	A	W	15	5
4-22-1939	H	W	10	7
4-15-1940	H	W	11	5
4-27-1940	A	W	12	1
4-5-1941	H	L	10	14
4-28-1941	H	W	22	0
4-20-1942	A	L ⁽¹⁰⁾	11	12
4-17-1943	H	W	13	12
4-28-1943	A	L	4	7
4-13-1945	A	L	7	8
4-20-1945	H	L	2	12
4-21-1945	H	L	6	12
4-19-1946	H	W	8	5
4-3-1947	A	W	8	2
4-23-1948	H	W	9	2
5-5-1948	A	W	2	1
4-1-1949	A	W	4	3
4-9-1949	H	L	5	19
4-1-1950	A	W	15	2
4-11-1950	H	W ⁽¹⁰⁾	11	10
4-23-2008	N3	W	12	7
3-17-2009	H	W	8	0
5-18-2010	H	W	8	2
3-16-2011	N3	L	3	4
4-12-2011	H	W	7	2
3-28-2012	H	L	4	8
4-10-2013	H	W	5	4
2-25-2014	H	W	4	2
4-1-2015	H	L	4	5
3-22-2016	H	W	8	4
4-25-2018	H	W	14	4
5-7-2019	H	L	7	8
3-10-2020	H	W	12	0
4-26-2022	H	W	12	3
3-8-2023	H	W	5	3
2-20-2024	H	W	8	2
3-20-2024	N3	W ⁽⁸⁾	11	1

N1 - Greenwood, S.C.; N2 - Laurens, S.C.; N3 - Greenville, S.C.

SOUTH CAROLINA

Overall:.....	188-145-2			
at Clemson:.....	104-46			
at Doug Kingsmore Stadium:..	57-29			
at South Carolina:.....	70-86-2			
at Neutral:.....	14-13			
ACC Regular-Season Games:..	29-9-1			
NCAA Tournament Games:.....	3-6			
One-Run Games:.....	40-46			
Extra-Inning Games:.....	9-12-2			
Under Erik Bakich:.....	3-2			
Longest CU Win Streak:.....	12 ⁽¹⁹⁶¹⁻⁶⁶⁾			
Longest USC Win Streak:.....	7 ⁽¹⁹⁸³⁻⁸⁵⁾			
Biggest CU Win:.....	18-1 ⁽¹⁹⁶⁵⁾			
Biggest USC Win:.....	38-16 ⁽¹⁹⁹⁷⁾			
Date	Site	W-L	CU	Op
5-12-1899	N1	W ⁽⁸⁾	21	8
5-12-1900	A	W	5	4
5-11-1901	A	W	12	4

4-26-1902	A	W	3	1
3-30-1907	H	W	4	2
4-29-1907	A	L	2	6
4-9-1908	H	L	2	4
5-7-1909	A	L	0	3
5-8-1909	A	W	4	2
5-12-1916	N2	L	0	4
4-23-1916	N2	W	7	5
4-2-1917	A	L	1	2
4-3-1917	A	W	18	2
4-16-1917	H	W	4	2
4-17-1917	H	W	6	3
5-17-1918	A	W	3	2
5-18-1918	A	L ⁽¹²⁾	2	3
4-25-1919	H	L	1	2
4-26-1919	H	W	8	2
5-16-1919	A	W	4	0
5-17-1919	A	W	1	0
4-16-1920	A	W ⁽⁸⁾	14	9
4-17-1920	A	W	14	5
5-11-1920	H	W	5	3
5-12-1920	H	L	5	8
5-5-1921	H	W	5	0
5-12-1922	H	W	3	1
5-13-1922	A	L	4	8
4-17-1924	H	W	6	0
5-10-1924	A	W	8	7
4-24-1925	H	W	6	2
5-2-1925	A	L	7	8
4-17-1926	A	L	0	3
4-8-1927	H	W	4	3
4-13-1927	A	L ⁽¹¹⁾	8	9
4-13-1928	H	W	6	0
4-18-1928	A	T ⁽¹¹⁾	3	3
4-1-1929	H	L ⁽¹¹⁾	0	2
5-9-1929	A	L	6	8
4-19-1930 ⁽¹⁾	H	W	4	1
4-19-1930 ⁽²⁾	H	L	2	9
4-28-1930	A	L	2	18
4-29-1930	A	L ⁽¹⁰⁾	3	5
5-2-1931	A	L	1	10
5-13-1931	H	W	5	4
5-14-1931	H	L	1	5
4-15-1932	A	L	0	4
4-16-1932	A	W	10	4
4-26-1932 ⁽¹⁾	H	W	13	9
4-26-1932 ⁽²⁾	H	L ⁽⁷⁾	2	5
5-12-1932	H	W	10	9
5-13-1932	H	W	6	5
3-30-1933	A	L	4	5
3-31-1933	A	L	0	6
4-17-1933	H	L	3	4
4-12-1934	H	L	1	8
5-2-1934	A	L	4	6
4-16-1935	H	W	5	4
5-9-1935	A	L	0	2
4-24-1936	A	W	7	1
5-5-1936	H	L	5	6
4-27-1937	A	L	3	4
5-8-1937	H	L	4	5
5-3-1938	H	L	3	12
5-10-1938	A	L	0	3
4-27-1939	H	W	9	7
5-1-1939	A	W ⁽¹⁰⁾	7	5
4-11-1940	A	W	7	6
4-26-1940	H	W	7	1
4-25-1941	H	W	3	1
5-8-1941	A	L	3	5
4-24-1942	H	W	6	5
5-8-1942	A	W	9	5
4-27-1945	H	W	6	4
5-4-1945	A	L	7	11
5-5-1945	A	L	0	4
4-3-1946	A	L	1	2
5-18-1946	H	W	12	2
4-11-1947	A	W	4	1
4-12-1947	A	W	17	8
5-23-1947	H	W	17	3
5-24-1947	H	W	10	8
4-16-1948	H	L	4	7
4-17-1948	H	W	11	2
5-21-1948	A	W	7	2
5-22-1948	A	W	6	5
5-6-1949	H	W ⁽¹¹⁾	6	5
5-20-1949	A	L	2	4
5-21-1949	A	L	6	7
5-5-1950	A	W	14	5
5-6-1950	A	L	2	10
5-15-1950	H	W ⁽¹¹⁾	8	7

5-16-1950	H	W	18	9
4-9-1951	H	W	8	6
4-10-1951	H	W	11	1
5-11-1951	N3	W	12	4
5-12-1951	A	W ⁽⁷⁾	16	5
4-4-1952	N3	W	5	2
4-5-1952	A	L	4	6
5-9-1952	H	W	3	1
4-13-1953	H	W	13	4
4-14-1953	H	L	7	9
5-8-1953	A	W	2	0
5-9-1953	A	L	4	13
4-13-1954	* A	W	10	1
5-4-1954	* H	W	2	0
4-30-1955	* H	L	3	4
5-11-1955	* A	L	2	9
4-27-1956	* A	W	5	1
5-11-1956	* H	L	3	12
4-27-1957	* A	L	3	4
5-14-1957	* H	W	10	6
4-21-1958	* H	W	5	3
5-9-1958	* A	W	9	2
4-3-1959	* A	W	11	0
5-12-1959	* H	W	10	1
4-23-1960	* H	W	12	10
5-5-1960	* A	L	1	2
4-18-1961	* H	W	21	5
4-25-1961	* A	W	3	1
4-24-1962	* A	W	5	4
5-8-1962	* H	W	27	17
4-23-1963	* H	W	9	2
5-14-1963	* A	W	5	1
4-28-1964	* A	W	4	2
5-12-1964	* H	W	5	3
5-4-1965	* H	W	18	1
5-13-1965	* A	W	9	3
4-26-1966	* H	W	11	6
5-19-1966	* A	W	8	2
4-11-1967	* A	L	1	4
4-18-1967	* H	W	8	1
4-16-1968	* H	W	6	5
5-7-1968 ⁽¹⁾	* A	W ⁽⁷⁾	1	0
5-7-1968 ⁽²⁾	* A	L ⁽⁷⁾	3	4
4-16-1969	* A	T ⁽¹³⁾	4	4
5-6-1969 ⁽¹⁾	* H	L ⁽⁷⁾	1	2
5-6-1969 ⁽²⁾	* H	W ⁽⁷⁾	7	3
4-14-1970 ⁽¹⁾	* A	L ⁽⁷⁾	1	2
4-14-1970 ⁽²⁾	* A	W ⁽⁷⁾	2	1
5-5-1970	* H	W	4	0
4-25-1971	* H	W	8	2
5-4-1971	* A	W	8	4
4-4-1972	H	W	8	0
4-5-1972	A	L	1	2
4-21-1972	N4	W	5	2
4-4-1973	A	W	4	2
4-10-1973	H	L	1	3
4-28-1973	N5	W	9	5
3-28-1974	H	L	0	3
4-16-1975	A	L	2	6
4-2-1976	A	W	10	6
4-13-1976	H	L	3	4
5-22-1976	\$ A	W	10	4
3-28-1977	H	L	1	2
4-12-1977 ⁽¹⁾	A	L ⁽⁷⁾	6	7
4-12-1977 ⁽²⁾	A	L ⁽⁷⁾	2	7
4-1-1978	A	W	10	2
4-2-1978	A	L	6	10
4-30-1978	H	W	11	4
3-24-1979	A	W	3	1
3-25-1979	A	L	6	7
4-14-1979	H	W	1	0
4-15-1979	H	W	6	3
4-15-1980	H	W	9	3
4-16-1980	H	W	4	3
5-10-1980	A	L	1	6
5-11-1980	A	L	1	4
5-24-1980	\$ H	W	6	2
5-25-1980	\$ H	W	17	12
4-3-1981	A	L	2	6
4-4-1981	A	L	7	12
4-13-1981	H	W ⁽¹¹⁾	5	4
4-14-1981	H	L	2	12
4-11-1982	H	W	4	1
4-12-1982	H	L	4	5
5-16-1982	A	L	5	11
5-17-1982	A	L	1	4
3-13-1983	H	W	8	0
4-26-1983	H	L ⁽¹⁰⁾	3	8
4-30-1983	A	W	8	1

5-1-1983	A	L	3	4
4-26-1985	A	L	2	14
3-5-2006	A	L	6	11
4-28-1985	A	L	5	6
5-14-1985	H	L	6	12
5-15-1985	H	L	6	8
5-16-1985	H	L	3	8
4-25-1986	H	W	16	5
4-26-1986	H	W	9	5
4-27-1986	H	L ⁽¹²⁾	4	9
5-3-1986	A	W	14	11
5-4-1986	A	L	0	5
5-5-1986	A	W	7	6
4-20-1987	H	W	5	3
4-21-1987	H	W	7	3
5-2-1987	A	W	5	3
5-3-1987	A	W	8	7
4-22-1988	H	W	7	6
4-23-1988	H	L	7	11
4-24-1988	H	W	8	5
4-30-1988	A	W	5	2
5-1-1988	A	L		

GAME RESULTS VS. 2025 OPPONENTS

at The Citadel:.....	32-11			
at Neutral:	5-0			
NCAA Tournament Games:.....	2-0			
One-Run Games:	9-1			
Extra-Inning Games:.....	4-1			
Longest CU Win Streak:.....	25 ⁽¹⁹⁰⁰⁻³⁶⁾			
Longest CIT Win Streak:.....	4 ⁽¹⁹³⁷⁻³⁸⁾			
Biggest CU Win:	27-2 ⁽¹⁹⁶⁶⁾			
Biggest CIT Win:.....	11-2 ⁽¹⁹⁹⁰⁾			
Date	Site	W-L	CU	Op
5-9-1900	H	W	9	0
5-9-1901	H	W	17	2
4-7-1902	A	W	4	2
4-29-1911	A	W	3	0
4-16-1914	H	W	5	0
4-17-1915	H	W	13	3
4-11-1916	H	W	4	2
4-12-1916	H	W	16	1
5-9-1919	H	W	8	3
4-8-1922	H	W	11	3
5-3-1923	H	W	5	3
5-12-1924	N1	W	10	3
5-13-1925	H	W	6	4
4-23-1926	H	W	8	3
5-10-1927	H	W	4	1
4-21-1928	A	W	7	3
5-11-1929 ⁽¹⁾	A	W ⁽⁷⁾	4	0
5-11-1929 ⁽²⁾	A	W ⁽⁷⁾	6	5
4-26-1930	A	W	9	6
5-9-1930	N2	W	12	6
5-4-1931	A	W	6	2
5-11-1931	H	W	6	1
5-12-1931	H	W	3	2
4-20-1936	H	W	7	1
4-21-1936	H	W	6	1
4-12-1937	A	L	7	10
4-13-1937	A	L	0	3
4-25-1938	H	L	0	3
4-26-1938	H	L	2	10
5-2-1939	A	W	4	0
5-3-1939	A	L	2	7
5-8-1940	N3	W	12	1
5-9-1940	N3	W	18	12
4-18-1947	A	W	14	4
4-30-1947	H	W ⁽⁷⁾	8	5
5-18-1948	H	W	4	3
5-25-1948	A	W	6	4
4-23-1949 ⁽¹⁾	A	L ⁽⁷⁾	0	2
4-23-1949 ⁽²⁾	A	W ⁽⁷⁾	5	0
5-13-1949	H	W	10	5
5-14-1949	H	W	16	4
4-21-1950	A	W	16	4
4-22-1950	A	W ⁽¹⁰⁾	7	5
5-12-1950	H	W	19	10
5-13-1950	H	W	12	11
4-14-1951 ⁽¹⁾	A	W	15	5
4-14-1951 ⁽²⁾	A	W ⁽⁷⁾	3	1
4-20-1951	H	W	7	6
4-21-1951	H	W	12	3
4-18-1952	H	L	5	8
4-19-1952	H	W	14	4
5-3-1952 ⁽¹⁾	A	W ⁽¹⁰⁾	6	4
5-3-1952 ⁽²⁾	A	W ⁽⁷⁾	6	4
3-24-1953 ⁽¹⁾	H	W ⁽⁷⁾	4	3
3-24-1953 ⁽²⁾	H	W ⁽⁸⁾	11	7
5-1-1953	N4	W	5	0
5-2-1953	A	L	1	5
3-23-1956	H	L	11	13
3-24-1956	H	W	15	14
3-31-1958	A	W ⁽¹¹⁾	5	4
4-2-1958	H	W	23	9
3-23-1959	H	W	8	6
3-25-1960	H	L	5	8
3-26-1960	H	W	16	6
3-24-1961	A	L	4	6
3-25-1961	A	W	6	4
3-23-1962	H	W	17	1
3-24-1962	H	W	22	3
3-29-1963	A	W	7	4
3-30-1963	A	L	3	7
3-22-1965	A	W	4	2
3-23-1965	A	W	6	2
3-25-1966	H	W	11	5
3-26-1966	H	W	27	2
3-12-1977	A	W	5	2
3-20-1979	A	W	10	3
3-21-1979	A	W	6	1
2-20-1981	A	W	6	0
2-21-1981	A	W	6	3

3-6-1982	H	W	20	7	
2-19-1983	A	L	1	3	
2-20-1983	A	L	2	6	
3-6-1984 ⁽¹⁾	H	L ⁽⁷⁾	4	7	
3-6-1984 ⁽²⁾	H	W ⁽⁷⁾	6	0	
2-16-1985	A	L ⁽¹⁰⁾	9	10	
2-17-1985	A	W	12	5	
3-3-1986	H	W	13	5	
3-4-1986	H	W	16	5	
2-23-1987 ⁽¹⁾	A	W ⁽⁷⁾	9	3	
2-23-1987 ⁽²⁾	A	W ⁽⁷⁾	12	0	
5-21-1990	A	L	2	11	
3-26-1991	H	W	10	0	
3-27-1991	H	W	12	3	
5-26-1994	\$	H	W	5	1
3-25-1998	H	W	5	0	
5-21-1998	\$	H	W	12	3
3-3-1999	H	L	15	18	
3-24-2000	H	W	9	3	
3-25-2000	H	W	7	5	
3-26-2000	H	W	6	3	
4-20-2004	H	W	13	4	
3-15-2016	A	W	12	1	
3-16-2016	A	W	5	4	
5-8-2019	H	W	17	3	

\$ - NCAA Regional; N1 - Laurens, S.C.; N2 - Anderson, S.C.; N3 - Sumter, S.C.; N4 - Orangeburg, S.C.

USC UPSTATE

Overall:.....	9-3			
at Clemson:.....	7-2			
at Doug Kingsmore Stadium:.....	7-2			
At Neutral:.....	2-1			
One-Run Games:.....	1-0			
Under Erik Bakich:.....	3-2			
Longest CU Win Streak:..	3 ^(2009-13,21-22,23-24)			
Longest SCU Win Streak:..	1 ^(2021,23,24)			
Biggest CU Win:.....	22-4 ⁽²⁰¹⁰⁾			
Biggest SCU Win:.....	12-2 ⁽²⁰²¹⁾			
Date	Site	W-L	CU	Op
3-18-2009	H	W	14	0
4-21-2010	H	W	22	4
5-14-2013	H	W	8	7
3-9-2021	H	L	2	12
5-5-2021	H	W	9	2
3-1-2022	H	W	8	5
4-12-2022	N1	W	11	2
2-28-2023	N1	L	3	6
5-16-2023	H	W ⁽⁸⁾	12	2
2-27-2024	H	W	12	6
4-2-2024	N1	W ⁽⁷⁾	11	1
4-9-2024	H	L	5	9

N1 - Greenville, S.C.

WAKE FOREST

Overall:.....	142-66-1			
at Clemson:.....	72-26-1			
at Doug Kingsmore Stadium:..	60-15			
at Wake Forest:.....	55-36			
at Neutral:	15-4			
ACC Regular-Season Games:..	124-54-1			
ACC Tournament Games:.....	13-5			
One-Run Games:	35-15			
Extra-Inning Games:.....	11-3			
Under Erik Bakich:	0-6			
Longest CU Win Streak:.....	18 ⁽¹⁹⁸⁴⁻⁹⁰⁾			
Longest WFU Win Streak:..	6 ^(1921-52,98-99,23-24)			
Biggest CU Win:	26-1 ⁽²⁰⁰⁶⁾			
Biggest WFU Win:.....	20-4 ⁽¹⁹⁶²⁾			
Date	Site	W-L	CU	Op
4-30-1901	H	W	14	1
4-21-1903	H	W	18	3
4-25-1913	H	L	1	6
4-16-1918	H	W	7	2
4-21-1921	H	L	3	5
5-26-1950	N1	L	2	14
5-5-1951	H	L ⁽¹⁰⁾	8	12
4-7-1952	H	L	5	12
4-8-1952	H	L	14	16
4-15-1952	A	L	7	11
4-15-1954	* A	W	5	3
4-20-1954	* A	W	5	0
4-25-1955	* A	L	4	11
5-6-1955	* H	L	11	15
4-14-1956	* H	T ^(4,5)	6	6
5-7-1956	* A	L ⁽⁸⁾	0	14
4-13-1957	* H	L	6	9
4-23-1957	* A	L	1	6

4-17-1958	* H	W	12	8
4-26-1958	* A	L	4	5
4-1-1959	* H	W	4	3
4-25-1959	* A	W	6	5
5-16-1959	^ N2	W	4	2
5-2-1960 ⁽¹⁾	* H	W	15	5
5-2-1960 ⁽²⁾	* H	L ⁽⁷⁾	2	3
4-8-1961	* H	L	0	5
5-5-1961	* A	L	3	4
4-20-1962	* H	W	6	4
5-4-1962	* A	L	4	20
5-14-1962	% N3	W	6	0
4-26-1963	* A	L	5	14
5-4-1963	* H	L	8	14
4-25-1964	* A	L ⁽¹¹⁾	3	4
5-1-1964	* H	L	0	3
4-24-1965	* H	W	9	5
5-8-1965	* A	W	2	0
4-5-1966	* H	W	7	3
4-23-1966	* A	L	5	6
4-14-1967	* A	W	8	2
4-6-1968 ⁽¹⁾	* H	W ⁽⁷⁾	11	0
4-6-1968 ⁽²⁾	* H	W ⁽⁷⁾	9	0
5-10-1968	* A	W ⁽¹⁰⁾	2	0
4-8-1969 ⁽¹⁾	* A	W ⁽⁷⁾	4	3
4-8-1969 ⁽²⁾	* A	L ⁽⁷⁾	0	11
5-9-1969	* H	W	7	6
4-4-1970 ⁽¹⁾	* H	W ⁽⁷⁾	2	1
4-4-1970 ⁽²⁾	* H	W ⁽⁷⁾	5	0
5-15-1970	* A	W	9	5
4-3-1971	* H	W	2	1
5-14-1971	* A	W	9	1
4-8-1972 ⁽¹⁾	* H	W ⁽⁷⁾	2	0
4-8-1972 ⁽²⁾	* H	W ⁽⁷⁾	4	3
5-5-1972	* A	L	8	9
3-27-1973	* A	W	7	0
4-9-1973	* H	W	5	3
4-20-1973	+ N4	W	10	3
4-6-1974	* A	W	7	0
4-20-1974	* H	W	12	3
4-19-1975	* A	W	7	2
4-20-1975	* A	W	6	1
4-26-1975	+ N4	W	15	1
3-31-1976 ⁽¹⁾	* N5	W	7	5
3-31-1976 ⁽²⁾	* N5	W	4	2
4-23-1976	+ H	W	2	0
3-19-1977	* A	W	11	6
3-20-1977	* A	W	13	12
4-23-1977	+ H	L	4	5
4-24-1977	+ H	L	9	22
3-12-1978	* H	W	8	1
3-13-1978	* H	W	11	3
4-24-1978	+ H	W	7	2
4-8-1979	* A	W ⁽¹⁶⁾	8	6
4-9-1979	* A	W	13	7
3-14-1980	* H	W ⁽¹⁰⁾	5	4
4-11-1980	* A	L	4	5
4-22-1980	+ N6	W	4	0
3-20-1981	* A	L	6	7
4-5-1981	* H	W ⁽¹¹⁾	6	5
4-24-1981	+ N4	W ⁽¹⁰⁾	6	5
3-14-1982	* H	W	13	1
3-26-1983	* H	W	8	4
4-16-1983	* A	L	2	7
4-6-1984	* A	W	13	1
4-14-1984	* H	W	9	3
3-23-1985	* A	W	10	9
3-24-1985	* A	W	7	4
3-29-1986	* H	W	7	1
3-30-1986	* H	W	22	2
5-14-1986	+ N7	W ⁽¹⁴⁾	6	5
4-10-1987	* A	W	12	6
4-11-1987	* A	W	13	11
4-16-1987	* H	W	13	3
5-13-1987	+ N8	W	11	4
4-10-1988	* A	W	8	7
4-16-1988	* H	W	11	7
4-17-1988	* H	W	8	5
3-19-1989	* A	W	11	0
3-20-1989	* A	W	6	2
4-9-1989	* H	W	6	3
3-9-1990	* H	W	10	4
3-10-1990	* H	L	1	3
3-11-1990	* H	W	11	8
3-9-1991 ⁽¹⁾	* A	L ⁽⁷⁾	10	11
3-9-1991 ⁽²⁾	* A	W ⁽⁷⁾	13	7
3-10-1991	* A	W	11	5
5-12-1991	+ N8	W	7	2
3-7-1992 ⁽¹⁾	* H	W ⁽⁷⁾	7	2

3-7-1992 ⁽²⁾	* H	W ⁽⁸⁾	2	1
3-8-1992	* H	W	7	5
3-6-1993 ⁽¹⁾	* A	L ⁽⁷⁾	1	3
3-6-1993 ⁽²⁾	* A	W ⁽⁷⁾	4	1
3-7-1993	* A	W	8	5
3-4-1994	* H	W	5	4
3-5-1994	* H	W	5	4
3-6-1994	* H	W	8	6
3-17-1995	* A	W	10	7
3-18-1995	* A	W	4	3
3-19-1995	* A	W	10	5
4-5-1996	* H	W	9	1
4-6-1996	* H	W	6	0
4-7-1996	* H	L	7	8
3-28-1997	* A	L	2	11
3-29-1997	* A	W	10	9
3-30-1997	* A	W	18	7
5-14-1997	+ N9	W	8	6
3-27-1998	* H	W	10	2
3-28-1998	* H	W	6	5
3-29-1998	* H			

RECORD BY DATE

JANUARY

Day	W-L	Win %	Home	Away	Neutral
28	1-0	1.000			1-0
29	1-0	1.000			1-0
30	0-1	.000			0-1
31					
Totals	2-1	.667	0-0	0-0	2-1

FEBRUARY

Day	W-L	Win %	Home	Away	Neutral
1					
2					
3					
4					
5					
6	1-0	1.000			1-0
7	1-0	1.000			1-0
8	1-0	1.000			1-0
9					
10					
11					
12	3-0	1.000	3-0		
13	2-2	.500	2-2		
14	4-1	.800	4-1		
15	8-1	.889	7-1	1-0	
16	11-5	.688	10-3	1-2	
17	10-5	.667	7-4	3-0	0-1
18	17-1	.944	13-1	3-0	1-0
19	11-5	.688	9-3	1-2	1-0
20	15-2	.882	11-0	2-1	2-1
21	14-2	.875	11-0	1-2	2-0
22	14-2	.875	11-0	3-2	
23	20-6	.769	15-1	4-5	1-0
24	21-6	.778	18-3	3-1	0-2
25	26-3	.897	16-2	7-1	3-0
26	21-9	.700	14-3	7-4	0-2
27	17-6	.739	10-2	4-2	3-2
28	21-11	.656	12-4	5-5	4-2
29	4-2	.667	1-0	2-1	1-1
Totals	242-69	.778	174-30	47-28	21-11

MARCH

Day	W-L	Win %	Home	Away	Neutral
1	18-10	.643	14-5	3-4	1-1
2	20-12-1	.621	13-4	4-5-1	3-3
3	24-11	.686	18-6	4-5	2-0
4	21-11	.656	16-2	4-8	1-1
5	26-7	.788	18-4	6-3	2-0
6	28-7	.800	24-4	4-2	0-1
7	32-6	.842	29-4	2-2	1-0
8	26-10	.722	24-4	1-5	1-1
9	29-8	.784	22-6	6-2	1-0
10	34-7	.829	30-3	4-4	
11	22-11	.667	21-6	0-4	1-1
12	28-7	.800	24-2	4-5	
13	26-8	.765	20-5	6-3	
14	28-8	.778	19-3	7-5	2-0
15	25-15-1	.622	14-8	11-4-1	0-3
16	20-15	.571	13-3	6-9	1-3
17	27-16	.628	12-5	12-10	3-1
18	32-13	.711	15-4	13-8	4-1
19	34-16	.680	14-4	17-11	3-1
20	37-17	.685	16-3	17-13	4-1
21	24-15-1	.613	12-3	11-11-1	1-1
22	28-20-2	.580	15-7-1	13-11-1	0-2
23	38-19	.667	23-7	12-12	3-0
24	31-22-1	.583	23-10-1	8-12	
25	33-24-1	.578	18-13-1	13-11	2-0
26	35-17-1	.670	25-8-1	8-8	2-1
27	33-13	.717	22-7	10-5	1-1
28	32-26-2	.550	24-11-2	6-14	2-1
29	37-18	.673	28-10	8-7	1-1
30	35-20	.636	25-11	10-9	
31	41-15	.732	25-5	13-10	3-0
Totals	904-424-10	.679	616-177-6	243-222-4	45-25

APRIL

Day	W-L	Win %	Home	Away	Neutral
1	37-22	.627	23-13	14-9	
2	35-23	.603	23-11	10-11	2-1
3	44-19-2	.692	30-8-1	12-11-1	2-0
4	42-20	.677	27-9	14-9	1-2
5	42-23	.646	29-12	12-11	1-0
6	37-22-1	.625	22-11	15-9-1	0-2
7	43-23-1	.649	23-10-1	18-13	2-0
8	47-18	.723	29-7	17-11	1-0
9	39-21	.650	28-8	11-13	
10	32-30	.516	20-12	12-15	0-3
11	42-19	.689	26-9	16-9	0-1

12	37-36	.507	18-16	17-19	2-1
13	34-28	.548	18-12	16-16	
14	44-23-1	.654	17-11-1	27-12	
15	50-24-1	.673	30-6	20-17-1	0-1
16	42-29-1	.590	26-7	16-22-1	
17	37-21	.638	28-6	8-15	1-0
18	34-23-2	.593	20-9	13-11-2	1-3
19	41-18	.695	23-7	17-11	1-0
20	38-24-1	.611	17-9	16-14-1	5-1
21	40-23-1	.633	21-10	15-11-1	4-2
22	38-24	.613	17-6	18-15	3-3
23	33-24	.579	20-12	12-10	1-2
24	37-23-2	.613	23-9-1	8-11-1	6-3
25	41-21-1	.659	27-11	12-10	2-0-1
26	49-21	.700	26-12	19-7	4-2
27	33-26	.559	19-8	11-15	3-3
28	22-23	.489	9-6	12-16	1-1
29	20-18	.526	9-5	10-12	1-1
30	26-17-1	.602	15-9-1	11-6	0-2
Totals	1136-686-15	.622	663-281-5	429-371-9	44-34-1

MAY

Day	W-L	Win %	Home	Away	Neutral
1	20-21	.488	8-10	11-9	1-2
2	26-13	.667	13-5	13-7	0-1
3	25-17	.595	9-11	16-5	0-1
4	28-17	.622	17-6	7-10	4-1
5	29-22-1	.567	20-8	8-14-1	1-0
6	34-25	.576	19-11	13-14	2-0
7	39-20	.661	22-9	15-11	2-0
8	40-29-1	.579	19-6-1	18-22	3-1
9	43-23	.652	20-7	19-15	4-1
10	30-21	.588	11-6	18-13	1-2
11	40-21-1	.653	17-9	17-12-1	6-0
12	31-21-1	.594	14-6-1	11-12	6-3
13	39-17	.696	18-4	13-11	8-2
14	27-27	.500	8-7	11-17	8-3
15	31-11	.738	6-1	20-7	5-3
16	25-18	.581	7-3	11-9	7-6
17	21-12	.636	7-1	8-7	6-4
18	19-11	.633	8-2	2-5	9-4
19	15-12	.556	5-2	5-5	5-5
20	16-10-1	.611	6-1	4-3	6-6-1
21	15-10	.600	4-1	4-4	7-5
22	14-13	.519	2-4	5-1	7-8
23	9-12	.429	2-2	0-2	7-8
24	11-8	.579	3-0	0-2	8-6
25	12-6	.667	4-0	2-0	6-6
26	15-8	.652	5-0	1-0	9-8
27	9-5	.643	3-1		6-4
28	10-7	.588	3-1	0-1	7-5
29	6-2	.750	1-0	1-0	4-2
30	2-5	.286	0-1		2-4
31	6-6	.500	4-0	0-1	2-5
Totals	687-450-5	.604	285-125-2	253-219-2	149-106-1

JUNE

Day	W-L	Win %	Home	Away	Neutral
1	7-4	.636	4-0	0-2	3-2
2	7-6	.538	6-1	0-2	1-3
3	10-6	.625	6-3	1-1	3-2
4	10-3	.769	5-2	1-1	4-0
5	7-8	.467	2-3	2-1	3-4
6	2-5	.286	0-1	1-4	1-0
7	3-2	.600	0-1	1-1	2-0
8	1-3	.250	1-1	0-1	0-1
9	5-3	.625	2-1	0-1	3-1
10	1-1	.500	1-0		0-1
11	3-1	.750		1-0	2-1
12	1-2	.333	0-1	0-1	1-0
13	2-3	.400	1-0	0-1	1-2
14	5-4	.556	1-0		4-4
15	0-2	.000			0-2
16	2-1	.667			2-1
17					
18	0-1	.000			0-1
19	0-1	.000			0-1
20	0-2	.000		0-1	0-1
21	1-1	.500			1-1
22	1-0	1.000			1-0
23					
24					
25	0-1	.000			0-1
26	0-1	.000			0-1
Totals	68-61	.527	29-14	7-17	32-30

Note: Bold denotes 2025 game date.

TOP WINNING PERCENTAGE DATES

Rk	Date	W-L	Win %
1.	Feb. 18	17-1	.944
2.	Feb. 25	26-3	.897
3.	Feb. 20	15-2	.882
4.	Feb. 21	14-2	.875
	Feb. 22	14-2	.875
6.	March 7	32-6	.842
7.	March 10	34-7	.829
8.	March 6	28-7	.800
	March 12	28-7	.800
10.	March 5	26-7	.788
11.	March 9	29-8	.784
12.	March 14	28-8	.778
	Feb. 24	21-6	.778
14.	Feb. 23	20-6	.769
	June 4	10-3	.769
16.	March 13	26-8	.765

Note: Minimum 10 games; bold denotes 2025 game date.

IN CLEMSON'S LAST GAME ON FEB. 14 IN 2020, CARSON SPIERS PITCHED 3.0 INNINGS TO RECORD THE SAVE IN THE TIGERS' 5-3 WIN OVER LIBERTY.



2024 REVIEW



AIDAN KNAAK
NCBWA NATIONAL FRESHMAN PITCHER-OF-THE-YEAR, 2024

2024 SEASON NOTES

CLEMSON'S NCAA TOURNEY HISTORY

- The Tigers played in their 46th all-time NCAA Tournament in 2024 when they competed in the Clemson Regional and Clemson Super Regional.
- The 46 appearances are fifth most in NCAA history, trailing only Texas (63), Florida State (60), Miami (Fla.) (49) and Oklahoma State (49).
- In 2024, Clemson made its 10th super regional appearance, including its first since 2010.

CLEMSON REGIONAL RECAP

- The Tigers won the Clemson Regional title with a 3-0 record, a victory over High Point (4-3) and two wins over Coastal Carolina (4-3, 12-5).
- Clemson was the No. 6 national seed.
- It was Clemson's first regional title since 2010.
- Clemson outscored the opposition 20-11 in the three games.
- Clemson hit .315 with seven doubles, two homers, a .435 slugging percentage, .412 on-base percentage and a steal.
- The pitching staff had a 3.00 ERA, .237 opponents' batting average and 30 strikeouts against four walks in 27.0 innings pitched.
- The 34,344 fans set a Clemson Regional attendance record despite only six games being played.
- Jacob Hinderleider was named Clemson Regional MVP and All-Tournament by going 9-for-15 (.600) with two doubles, three RBIs and three runs.

CLEMSON SUPER REGIONAL RECAP

- Florida defeated the Tigers twice in two games (by scores of 10-7 and 11-10) in the Clemson Super Regional on June 8 and June 9.
- Both teams were 22-for-84 (.262), while Clemson had a .536 slugging percentage, .351 on-base percentage and .973 fielding percentage.

ACC TOURNAMENT RECAP

- Clemson had a 1-1 record in the ACC Tournament at Charlotte, N.C., with games on May 23 and May 24.
- Miami (Fla.) defeated the Tigers 8-7 before Clemson rallied from a 6-0 deficit to down Louisville 8-7.
- Clemson hit .333 with five doubles, two triples, three homers, a .573 slugging percentage, .398 on-base percentage and two steals.

ACC ATLANTIC DIVISION CHAMPION

- Clemson finished first in the ACC Atlantic Division standings with a 20-10 ACC mark, ahead of NC State (18-11) and Florida State (17-12).
- Clemson won the Atlantic Division, its fourth title, including three outright and one shared, since the ACC split into divisions in 2006.
- It was Clemson's first Atlantic Division title since 2018. Clemson also won the outright title in 2006 and shared the title in 2010.
- Overall in the ACC standings, Clemson finished in second place behind North Carolina (22-8).

QUICK HITS

- Of Clemson's 60 games in 2024, 24 (14-10 record) were against teams that played in the 2024 NCAA Tournament.
- Clemson was one of only six programs to total 44+ wins in both 2023 and 2024.
- Clemson's bullpen had a 31-8 record, 16 saves, a 4.79 ERA, .226 opponents' batting average and 292 strikeouts in 272.2 innings pitched.

POLLS

- Clemson was ranked as high as No. 9 in the nation by D1Baseball, NCBWA, Perfect Game and USA Today in the final polls.
- It was Clemson's best final ranking since 2010, when it was No. 4 in the Collegiate Baseball and USA Today final polls.

- Clemson was ranked in the top 10 of at least one poll in all 18 weeks in 2024.
- It marked the first time since 2006 that Clemson was ranked in the top 10 of every weekly poll during one season.
- Clemson was ranked in the top five of at least one poll for 12 straight weeks in 2024.
- Clemson was ranked in the top 25 of at least one poll in each of the last eight weeks in 2023. It has a current streak of 26 weeks in a row.
- Clemson's No. 2 ranking during the 2024 season was its best since Collegiate Baseball ranked the Tigers No. 2 in the nation on May 28, 2018.
- The Tigers have been ranked in at least one weekly poll every year since 1987, when Clemson began tracking weekly polls.

ATTENDANCE

- Clemson averaged 5,060 fans per home date (35), the 12th-highest figure in the nation and first in the ACC.
- The 5,060 fans per home date set a Tiger season record.
- Clemson has had a top-20 national figure in average home attendance for 31 straight seasons.

SERIES SUCCESS

- Clemson won its first eight weekend series in 2024 and had a streak of 15 regular-season weekend series wins in a row dating to 2023.
- The streak ended when NC State won two of three games at Clemson from April 12-14.
- Eight of the 15 series wins were three-game sweeps, one was a two-game sweep of South Carolina (2024) and the other six were won 2-1.
- Six of the 15 series wins were ACC road series.
- It was Clemson's longest such streak since winning 15 regular-season weekend series in a row from 2001 (5) to 2002 (10).
- In the 14 three-game series, Clemson was 14-0 in series finales. Clemson had a streak of 19 straight wins in weekend series finales as well.
- Clemson won eight ACC series in 2024, more than any other team.

COMEBACK TIGERS

- Clemson had 25 come-from-behind wins among its 44 overall victories in 2024.
- Clemson had wins when trailing by nine (1), seven (2), six (1), five (1), four (3), three (1), two (9) and one (7) runs in 2024.
- Clemson scored first in only 30 of its 60 games and was 25-5 in those 30 games.
- Clemson trailed at the start of the fourth inning 19 times and was 12-7 in those 19 games.
- Clemson trailed at the start of the eighth inning 16 times and won six of those 16 games.
- Clemson trailed at the start of the ninth inning 15 times and won three of those 15 games.
- Clemson was 31-3 when scoring eight or more runs in 2024.

COMEBACK WINS AGAINST SEMINOLES

- Tiger fans experienced one of the most memorable series in program history when Clemson swept No. 7 Florida State at home on March 23, 24.
- Clemson rallied from deficits of four runs (1st inning), seven runs (9th inning) and nine runs (6th inning) in the games, respectively.
- The Tigers ended the games on runs of 15-1, 8-0 and 12-1, respectively, against Florida State, who entered the series with a 19-0 record.
- Therefore in those three games, Florida State combined for leads of 23-3, but Clemson finished the games on a combined run of 35-2.

LONG BALL TIGERS

- Clemson hit 109 home runs and had a .513 slugging percentage, its highest figure since 2002 (.533).

- The Tigers averaged 1.8 homers per game, the second-highest mark in school history (1962, 2.0).
- Clemson has totaled 100+ homers four times, 1991 (111), 2002 (112), 2022 (100) and 2024 (109).
- Clemson hit a home run in a school-record 14 consecutive games from April to May.
- Clemson hit a home run in 48 of the 60 games.
- The Tigers hit multiple homers in 35 (28-7 record) of the 60 games.
- The long balls were a big reason Clemson averaged 8.1 runs per game, its highest figure since 2010 (8.6).
- Blake Wright and Jimmy Obertop tied for the team lead with 22 homers apiece.
- Jacob Hinderleider (13), Cam Cannarella (11) and Alden Mathes (10) also hit double-digit homers.
- It was the first time since 1997 that five Tigers hit double-digit homers in a season.
- It was the first time since 2002 that multiple Tigers hit 20+ homers in a season.

ALL-AMERICA HONORS

- Cam Cannarella, Aidan Knaak and Blake Wright were named third-team All-Americans.
- They became the 67th, 68th and 69th All-Americans in Clemson history.
- Cannarella was a first-team All-American by NCBWA.
- Knaak was a third-team All-American by Baseball America, D1Baseball and NCBWA.
- Wright was a third-team All-American by ABCA.
- It marked the first time since 2018 (Seth Beer, Logan Davidson, Ryley Gilliam) that Clemson had three All-Americans in one season.
- Knaak became only the fourth Tiger freshman and first Tiger freshman pitcher in history to earn All-America honors.
- Knaak was named a first-team freshman All-American by Baseball America, D1Baseball, NCBWA and Perfect Game.
- Wright was a strength & conditioning All-American by NSCA.

THREE TIGERS NAMED ALL-ACC

- Aidan Knaak (SP) earned First-Team All-ACC and All-ACC Freshman honors.
- Knaak became the first Tiger freshman pitcher to be named First-Team All-ACC since 1997 (Ryan Mottl).
- Blake Wright (2B) was a Second-Team All-ACC pick and Cam Cannarella (OF) was a Third-Team All-ACC pick.
- It was the second time that both Wright and Cannarella earned All-ACC honors.
- Wright was Third-Team All-ACC in 2022 and Cannarella was First-Team All-ACC in 2023.

FIVE TIGERS PICKED IN MLB DRAFT

- Five Tigers were selected in the 2024 MLB draft and two Tigers signed free-agent contracts.
- Four of the draft five picks came in the first five rounds, as Clemson tied for third in the nation in most picks in the first five rounds.
- It marked the first time since 2007 that Clemson had four draft picks in the first five rounds.
- Erik Bakich has had eight players drafted and three players sign free-agent contracts in his two seasons as head coach at Clemson.

2024 TIGER DRAFTEES

#	Player	Pos.	Cl.	Rd	Pick	Team
8	Blake Wright	INF	Sr.	4	106	Rockies
56	Austin Gordon	RHP	Jr.	4	110	Angels
16	Will Taylor	OF	Jr.	5	145	Pirates
18	Tristan Smith	LHP	So.	5	150	Reds
51	Rocco Reid	LHP	Jr.	15	464	Diamondbacks
6	Jacob Hinderleider	INF	^*Sr.	FA	---	Rockies
11	Jimmy Obertop	C/INF	^*Sr.	FA	---	Rockies

BISSETTA BOLSTERED LINEUP

- Sophomore outfielder Tristan Bissetta received his chance to start in the lineup and made the most of it.



2024 SEASON NOTES

- He hit .298 with seven homers, a triple, seven doubles, 34 RBIs, a .401 on-base percentage and three steals in 44 games (36 starts).
- He did not start any of the first 12 games, but started 36 of the last 48 games.
- He hit .375 with runners on base and .450 with runners in scoring position, both team highs.
- He hit his first two career homers in his first start of the season against UNC Greensboro on March 9.

CANNARELLA KEPT GOING

- Sophomore outfielder Cam Cannarella picked up in 2024 where he left off in 2023, when he was ACC Freshman-of-the-Year.
- He did so despite suffering an injury in the fourth game of the year and playing through it the entire season.
- He hit .337 with 16 doubles, three triples, 11 homers, 60 RBIs, 58 runs and a .417 on-base percentage in 58 games.
- He had a team-high 29 multiple-hit games, including eight three-hit games, and 16 multiple-RBI games.
- He hit safely in each of his first eight games in 2024 and had a 17-game hitting streak dating to 2023.
- He had 14 multiple-hit games in the last 21 games.
- He was named ACC Player-of-the-Week on April 29, as he was 9-for-20 (.450) with two homers, two doubles and six RBIs in four road games.
- With the Tigers trailing 10-9, he hit a three-run homer in the eighth inning to lift Clemson to a 12-10 win over Boston College on May 16.
- With the Tigers trailing 9-6, he hit a three-run homer in the ninth inning against No. 13 Florida in the Clemson Super Regional on June 9.
- He also made an over-the-shoulder catch while crashing into the fence with two outs and two runners on base in the 10th to extend the game.
- He was invited to the USA Collegiate National Team Training Camp in June, the second year in a row he was invited.

CIUFO STEADY AT SHORTSTOP

- Junior Andrew Ciufu was the starting shortstop in the first half of 2024 until he suffered a season-ending injury at Notre Dame on April 6.
- He hit .280 with two homers, a triple, two doubles, 16 RBIs, 19 runs, a .378 on-base percentage and five steals in 27 games in 2024.
- He had a .955 fielding percentage, committing only five errors in 110 chances.
- He committed five errors in the first six games, but did not commit an error in his last 21 games of the season.
- He did not commit an error in 47 chances in 11 ACC regular-season games.
- Clemson had a 24-3 record in his 27 starts.
- He hit a walkoff solo homer in the 12th inning in Clemson's 5-4 win over No. 12 South Carolina at Segra Park in Columbia, S.C. on March 2.
- He also made several highlight-reef plays on defense against the Gamecocks to save runs late in the game on March 2.
- He received the Bob Bradley Award as Clemson's MVP of the series against South Carolina, as he was 4-for-10 at the plate.

GORDON CLOSED

- Junior righthander Austin Gordon started the season as a weekend starter, but he became the predominant closer in 2024.
- He was 2-2 with 11 saves, a 4.35 ERA, .223 opponents' batting average and 53 strikeouts in 39.1 innings pitched over 22 appearances.
- His 11 saves tied for third most in a season in Tiger history.
- In his 17 relief outings, he had a 2.19 ERA, .131 opponents' batting average and 35 strikeouts against nine walks in 24.2 innings pitched.

KNAAK OPENED THE DOOR

- Freshman righthander Aidan Knaak stepped in to become one of the team's weekend starters.
- He was 5-1 with a 3.35 ERA, .221 opponents' batting average and 108 strikeouts against 29 walks in 83.1 innings pitched over 15 starts.
- He led the team in starts on the mound, innings pitched and strikeouts.
- Clemson had a 13-2 record in his 15 starts.
- He only allowed 14 extra-base hits.
- His 108 strikeouts were the most by a Tiger freshman in history and the most by any Tiger since Charlie Barnes had 113 strikeouts in 2017.
- He was 4-1 with a 2.55 ERA, .208 opponents' batting average and 75 strikeouts against 15 walks in 53.0 innings pitched in nine ACC starts.
- He was invited to the USA Collegiate National Team Training Camp in June.

KNAAK NATION'S TOP NEW PITCHER

- Righthander Aidan Knaak was named the NCBWA National Freshman Pitcher-of-the-Year on June 11.
- He became the second Tiger to earn a national freshman-of-the-year honor, joining Seth Beer (2016).

OBERTOP PROVIDED LEADERSHIP

- Senior catcher and infielder Jimmy Obertop transferred to Clemson from Michigan and became one of the team's best leaders.
- He hit .303 with 22 homers, 11 doubles, 56 RBIs, 62 runs, 49 walks, a .438 on-base percentage and steal in 57 games in 2024.
- He threw out 14 of 39 basestealers.
- He hit 13 homers in 29 ACC regular-season games.
- He had a 27-game on-base streak from March to April.
- He totaled five home runs and seven RBIs in the three-game home series against Pittsburgh on April 19,20.

WRIGHT ON TIME

- Senior infielder Blake Wright had his best season as a Tiger in 2024.
- He was named one of 68 semifinalists for the Dick Howser Trophy.
- He was named one of 25 semifinalists for the Golden Spikes Award.
- He hit .340 with 22 homers, two triples, 10 doubles, 75 RBIs, 68 runs and a .652 slugging percentage in 60 games.
- He had a .959 fielding percentage, committing only seven errors in 171 chances.
- He was the only Tiger to play all 60 games in 2024.
- He had a streak of at least one run, hit and RBI in 10 straight games in March.
- He had a 15-game hitting streak from April to May.

EIGHT TIGERS IN THE MAJORS IN 2024

- Dominic Leone, Ryan Miller, Carson Spiers, Spencer Strider, Bryce Teodosio, Eli White, Weston Wilson and Justin Wroblewski were MLB players.
- Every Tiger team from 1974 to 2021 had at least one future major leaguer on its roster.
- Clemson has had at least one former Tiger play in an MLB game each of the last 69 years (streak started in 1956).
- Clemson has had multiple former Tigers play in an MLB game each of the last 51 years (streak started in 1974).

FORMER TIGERS IN THE MAJOR LEAGUES IN 2024

Player	Pos.	CU Years	Team(s)	MLB Years
Dominic Leone	RHP	2010-12	White Sox	2014-24
Ryan Miller	RHP	2017,18	Angels	2024
Carson Spiers	RHP	2017-20	Reds	2023,24
Spencer Strider	RHP	2018-20	Braves	2021-24
Bryce Teodosio	OF	2018-21	Angels	2024
Eli White	OF	2014-16	Braves	2020-24
Weston Wilson	INF/OF	2014-16	Phillies	2023,24
Justin Wroblewski	LHP	2019	Dodgers	2024

TIGER TIDBITS

CLEMSON'S RECORD...

In All Games	44-16
In Home Games	30-8
In Away Games	10-7
In Neutral Games	4-1
In All ACC Regular-Season Games	20-10
In Home ACC Regular-Season Games	11-4
In Away ACC Regular-Season Games	9-6
In All Non-ACC Regular-Season Games	20-3
In Home Non-ACC Regular-Season Games	16-2
In Away Non-ACC Regular-Season Games	1-1
In Neutral Non-ACC Regular-Season Games	3-0
In ACC Tournament Games	1-1
In NCAA Tournament Games	3-2
In February	7-1
In March	17-2
In April	10-6
In May	8-5
In June	2-2
On Monday	0-0
On Tuesday	7-2
On Wednesday	3-0
On Thursday	1-2
On Friday	10-5
On Saturday	12-5
On Sunday	11-2
After a Loss	10-5
Against Top-25 Teams	7-7
Against Top-10 Teams	5-1
Against Top-5 Teams	2-1
In Day Games	33-9
In Night Games	11-7
Against Lefty Starters	14-6
Against Righty Starters	30-10
In 1-Run Games	11-5
In 2-Run Games	6-2
In 3-Run Games	2-4
When Scoring First	25-5
When Scoring in the 1st Inning	21-6
When Leading at the End of 6 Innings	36-4
When Trailing at the End of 6 Innings	5-11
When Tied at the End of 6 Innings	3-1
When Leading at the End of 7 Innings	31-4
When Trailing at the End of 7 Innings	6-10
When Tied at the End of 7 Innings	3-2
When Leading at the End of 8 Innings	31-3
When Trailing at the End of 8 Innings	3-12
When Tied at the End of 8 Innings	4-0
In Extra Innings	3-2
When Scoring 5 or More Runs	40-8
When Allowing Less Than 5 Runs	25-4
When Out-Hitting Opponents	34-3
When Clemson Hit a Home Run	33-15
When Clemson Committed 0 or 1 Error	33-9
On Grass Infields	37-11
On Artificial Surface Infields	7-5

INNING-BY-INNING SCORING

Team	1	2	3	4	5	6	7	8	9	Ex.
Clemson	56	53	51	77	55	47	57	52	29	7
Opponents	37	41	38	46	41	25	37	38	28	5

TIGER MULTIPLE HIT GAME LEADERS

#	Player	2	3	4	5+	Total
10	Cam Cannarella	21	8	--	--	29
6	Jacob Hinderleider	17	7	--	1	25
8	Blake Wright	12	7	4	--	23
17	Alden Mathes	14	5	1	--	20
11	Jimmy Obertop	10	6	--	--	16
3	Jack Crighton	8	3	1	--	12
27	Tristan Bissetta	10	2	--	--	12
23	Jarren Purify	9	1	--	--	10
5	Andrew Ciufu	7	2	--	--	9
Totals		127	44	6	1	178

TIGER MULTIPLE RBI GAME LEADERS

#	Player	2	3	4	5+	Total
8	Blake Wright	9	6	1	3	19
6	Jacob Hinderleider	11	5	1	1	18
10	Cam Cannarella	7	6	3	--	16
11	Jimmy Obertop	10	3	2	1	16
27	Tristan Bissetta	5	2	2	--	9
23	Jarren Purify	5	1	2	--	8
17	Alden Mathes	5	2	1	--	8
9	Jacob Jarrell	5	1	1	--	7
Totals		62	33	16	5	116

2024 OVERALL STATS

#	Player	Avg	GP-GS	AB	R	H	2B	3B	HR	RBI	TB	Slg%	BB	HP	SO	GDP	OB%	SF	SH	SB-SBA
8	Blake Wright	.340	60-60	256	68	87	10	2	22	75	167	.652	16	6	37	6	.382	7	0	0-0
10	Cam Cannarella	.337	58-58	246	58	83	16	3	11	60	138	.561	34	1	44	2	.417	2	0	0-2
6	Jacob Hinderleider	.336	59-58	238	44	80	17	1	13	60	138	.580	25	5	64	7	.407	2	0	9-10
17	Alden Mathes	.308	59-59	224	64	69	12	1	10	33	113	.504	42	15	49	1	.445	2	3	5-7
11	Jimmy Obertop	.303	57-57	218	62	66	11	0	22	56	143	.656	49	4	79	2	.438	1	0	1-1
23	Jarren Purify	.248	54-47	165	32	41	7	1	3	28	59	.358	17	9	50	2	.345	3	8	11-13
----- Others -----																				
40	Brodey Conn	.333	2-0	3	1	1	0	0	1	1	4	1.333	0	0	0	0	.333	0	0	0-0
3	Jack Crighton	.313	40-30	115	16	36	7	1	0	12	45	.391	10	3	17	4	.377	2	0	3-5
27	Tristan Bissetta	.298	44-36	141	29	42	7	1	7	34	72	.511	22	3	41	3	.401	1	0	3-5
9	Jacob Jarrell	.289	28-26	97	21	28	5	0	6	24	51	.526	13	4	34	4	.388	2	0	0-0
5	Andrew Ciufu	.280	27-27	93	19	26	2	1	2	16	36	.387	15	1	29	0	.378	2	5	5-7
2	Nolan Nawrocki	.264	36-34	125	28	33	5	0	4	24	50	.400	13	5	29	1	.352	2	2	11-11
55	Tryston McCladdie	.235	15-2	17	4	4	0	0	0	3	4	.235	5	0	5	0	.409	0	1	1-1
16	Will Taylor	.230	32-32	100	28	23	2	1	7	19	48	.480	33	11	26	0	.465	0	1	6-7
22	Nathan Hall	.227	12-4	22	2	5	1	0	0	3	6	.273	4	0	4	2	.346	0	1	4-4
4	Cooper Blauser	.103	12-8	29	4	3	1	0	1	3	7	.241	6	1	7	1	.270	1	0	0-0
21	Jay Dillard	.000	1-0	1	0	0	0	0	0	0	0	.000	0	0	0	1	.000	0	0	0-0
24	Ty Olenchuk	.000	1-0	1	0	0	0	0	0	0	0	.000	0	1	1	0	.500	0	0	0-0
44	Ty Marshall	.000	6-1	5	0	0	0	0	0	0	0	.000	0	1	2	1	.167	0	0	0-0
42	Devin Parks	.000	10-1	5	4	0	0	0	0	0	0	.000	1	0	5	0	.167	0	0	0-0
1	Lleyton Lackey	.000	7-0	6	0	0	0	0	0	0	0	.000	0	0	1	2	.000	0	0	0-0
CLEMSON		.298	60-60	2107	484	627	103	12	109	451	1081	.513	305	70	524	39	.399	27	21	59-73
OPPONENTS		.244	60-60	2050	336	501	72	6	87	306	846	.413	242	63	571	33	.340	15	24	30-46

LOB - Team (496), Opp (449). DPs turned - Team (43), Opp (44). CI - Team (1), Obertop 1, Opp (0). IBB - Team (10), Cannarella 7, Bissetta 2, Taylor 1, Opp (16).

#	Player	ERA	W-L	APP	GS	CG	SHO/CBO	SV	IP	H	R	*ER	BB	SO	AB	O/BA	WP	HBP	BK	
19	Aidan Knaak	3.35	5-1	15	15	0	0/3	0	83.1	67	34	31	29	108	303	.221	5	12	0	
39	Ethan Darden	5.13	5-5	19	11	1	0/0	0	66.2	81	50	38	15	42	277	.292	3	7	0	
----- Others -----																				
41	Nathan Dvorsky	0.00	0-0	3	0	0	0/0	0	3.2	0	0	0	2	4	10	.000	3	1	0	
31	Jacob McGovern	1.96	3-0	11	0	0	0/0	0	18.1	13	5	4	8	20	67	.194	3	0	0	
00	Drew Titsworth	3.15	4-0	19	0	0	0/0	0	20.0	10	10	7	12	26	75	.133	0	3	0	
30	Billy Barlow	4.28	6-1	15	10	0	0/0	0	48.1	50	29	23	20	42	193	.259	7	7	0	
56	Austin Gordon	4.35	2-2	22	5	0	0/1	11	39.1	33	22	19	18	53	148	.223	6	3	0	
18	Tristan Smith	4.47	2-1	12	12	0	0/0	0	50.1	47	34	25	32	66	188	.250	9	7	3	
36	Matthew Marchal	4.71	5-0	16	3	0	0/0	1	36.1	38	22	19	15	35	140	.271	1	3	0	
47	Lucas Mahlstedt	4.72	4-1	28	0	0	0/1	1	53.1	56	31	28	15	39	206	.272	0	2	0	
15	Reed Garris	5.55	2-1	20	0	0	0/1	0	24.1	20	17	15	6	25	89	.225	0	0	0	
51	Rocco Reid	5.82	2-1	15	3	0	0/1	0	21.2	19	22	14	15	26	83	.229	2	5	0	
29	Joe Allen	6.35	1-0	12	0	0	0/0	0	22.2	16	16	16	13	25	84	.190	6	2	0	
20	Nick Clayton	6.64	2-0	15	0	0	0/0	0	20.1	21	15	15	13	23	79	.266	4	3	0	
33	Justin LeGuernic	6.75	0-1	9	1	0	0/0	0	6.2	6	8	5	11	10	26	.231	0	2	1	
49	Chance Fitzgerald	6.75	0-1	6	0	0	0/0	0	5.1	5	4	4	4	7	21	.238	0	0	0	
25	Luke Brown	9.00	0-0	1	0	0	0/0	0	1.0	1	1	1	1	3	.333	0	1	0		
48	Rob Hughes	9.53	1-1	13	0	0	0/0	3	11.1	14	12	12	8	12	44	.318	2	3	0	
24	Ty Olenchuk	9.82	0-0	4	0	0	0/0	0	3.2	4	4	4	5	7	14	.286	1	2	0	
CLEMSON		4.63	44-16	60	60	1	3/3	16	536.2	501	336	276	242	571	2050	.244	52	63	4	
OPPONENTS		7.09	16-44	60	60	1	1/1	8	516.2	627	484	407	305	524	2107	.298	50	70	5	

PB - Team (15), Obertop 10, Jarrell 5, Opp (16). Pickoffs - Team (2), Mahlstedt 1, Smith 1, Opp (10). IBB - Team (16), Gordon 3, Titsworth 3, Garris 2, Knaak 2, McGovern 2, Allen 1, Darden 1, Hughes 1, Marchal 1, Opp (10). * - Clemson had four team unearned runs

Note: Bold denotes returning player.

FIELDING

#	Player	GP-GS	C	PO	A	E	Fld %	DP
3	Jack Crighton	40-30	193	186	7	0	1.000	15
44	Ty Marshall	6-1	28	28	0	0	1.000	0
55	Tryston McCladdie	15-2	15	14	1	0	1.000	1
22	Nathan Hall	12-4	11	11	0	0	1.000	0
29	Joe Allen	12-0	5	2	3	0	1.000	0
56	Austin Gordon	22-5	5	0	5	0	1.000	0
30	Billy Barlow	15-10	4	0	4	0	1.000	0
20	Nick Clayton	15-0	4	0	4	0	1.000	0
36	Matthew Marchal	16-3	4	2	2	0	1.000	0
42	Devin Parks	10-1	4	4	0	0	1.000	0
15	Reed Garris	20-0	2	1	1	0	1.000	0
48	Rob Hughes	13-0	2	1	1	0	1.000	0
33	Justin LeGuernic	9-1	2	0	2	0	1.000	0
49	Chance Fitzgerald	6-0	1	0	1	0	1.000	0
31	Jacob McGovern	11-0	1	0	1	0	1.000	0
9	Jacob Jarrell	28-26	157	142	14	1	.994	1
11	Jimmy Obertop	57-57	561	518	34	9	.984	10
16	Will Taylor	32-32	49	46	2	1	.980	1
10	Cam Cannarella	58-58	96	93	1	2	.979	0
17	Alden Mathes	59-59	137	125	8	4	.971	2
4	Cooper Blauser	12-8	32	31	0	1	.969	3
6	Jacob Hinderleider	59-58	329	208	109	12	.964	25
8	Blake Wright	60-60	171	54	110	7	.959	18
5	Andrew Ciufu	27-27	110	24	81	5	.955	13
23	Jarren Purify	54-47	175	67	99	9	.949	21
39	Ethan Darden	19-11	13	5	7	1	.923	0
27	Tristan Bissetta	44-36	40	35	1	4	.900	0
19	Aidan Knaak	15-15	8	3	4	1	.875	0
51	Rocco Reid	15-3	6	1	4	1	.833	1
2	Nolan Nawrocki	36-34	26	5	16	5	.808	1
18	Tristan Smith	12-12	8	2	4	2	.750	0
47	Lucas Mahlstedt	28-0	14	2	8	4	.714	2
00	Drew Titsworth	19-0	1	0	0	1	.000	0
25	Luke Brown	1-0	0	0	0	0	-----	0
40	Brodey Conn	2-0	0	0	0	0	-----	0
21	Jay Dillard	1-0	0	0	0	0	-----	0
41	Nathan Dvorsky	3-0	0	0	0	0	-----	0
1	Lleyton Lackey	7-0	0	0	0	0	-----	0
24	Ty Olenchuk	5-0	0	0	0	0	-----	0
CLEMSON		60-60	2214	1610	534	70	.968	43
OPPONENTS		60-60	2142	1550	513	79	.963	44

Note: Bold denotes returning player.



2024 RESULTS

44-16 OVERALL, 20-10 ACC REGULAR SEASON, 1-1 ACC TOURNAMENT, 3-2 NCAA TOURNAMENT, 30-8 HOME, 10-7 AWAY, 4-1 NEUTRAL, 33-9 DAY, 11-7 NIGHT, 11-5 ONE RUN, 3-2 EXTRA INNINGS, 7-7 TOP 25

Date	Opponent (Rank)	W-L	Score	Site	CU Rank	Clemson Pitcher	Opp. Pitcher	Time	CU R-H-E	Opp. R-H-E	Attendance
2-16	Xavier	W	14 - 3	H	9	• Barlow (1-0)	• Hoskins (0-1)	3:05	14 - 14 - 1	3 - 5 - 0	5631
2-17	Xavier	W	8 - 3	H	9	Clayton (1-0)	• Hughes (0-1)	3:04	8 - 10 - 2	3 - 4 - 2	5265
2-18	Xavier	W	11 - 7	H	9	Marchal (1-0)	Hooker (0-1)	3:12	11 - 14 - 1	7 - 8 - 4	4674
2-20	Presbyterian	W	8 - 2	H	8	Allen (1-0)	Mueller (0-1)	2:38	8 - 10 - 1	2 - 3 - 1	4307
2-23	Kennesaw State	L	1 - 18	H	8	• Barlow (1-1)	• Osbolt (1-0)	2:44	1 - 5 - 2	18 - 20 - 1	4869
2-24	Kennesaw State	W	8 - 6	H	8	Darden (1-0)	Eidson (0-1)	3:01	8 - 14 - 6	6 - 9 - 0	5123
2-25	Kennesaw State	W	7 - 2	H	8	• Knaak (1-0)	• Pinson (0-2)	2:38	7 - 11 - 1	2 - 6 - 4	4548
2-27	USC Upstate	W	12 - 6	H	10	Darden (2-0)	Hodgdon (0-1)	2:44	12 - 11 - 1	6 - 10 - 1	4035
3- 2	South Carolina (12)	W ⁽¹²⁾	5 - 4	N1	10	Marchal (2-0)	Gainey (0-1)	3:43	5 - 12 - 1	4 - 9 - 1	9284
3- 3	South Carolina (12)	W	5 - 4	H	10	Titsworth (1-0)	Kimball (1-1)	2:41	5 - 5 - 2	4 - 5 - 1	6124
3- 6	Kansas State	W	8 - 3	^H	9	• Barlow (2-1)	• Evans (1-1)	2:41	8 - 8 - 1	3 - 10 - 1	3855
3- 8	UNC Greensboro	W	12 - 5	H	9	Reid (1-0)	• Chapman (1-1)	2:52	12 - 13 - 1	5 - 7 - 0	4123
3- 9	UNC Greensboro	W	9 - 5	H	9	• Smith (1-0)	• Miller (0-1)	3:12	9 - 14 - 0	5 - 4 - 0	5045
3-10	UNC Greensboro	W	6 - 3	H	9	Marchal (3-0)	Thomas (1-1)	2:34	6 - 10 - 2	3 - 7 - 0	5156
3-12	Manhattan	W ⁽⁷⁾	13 - 1	H	8	Titsworth (2-0)	• Duffield (0-3)	2:25	13 - 11 - 1	1 - 4 - 3	4145
3-13	Manhattan	W	5 - 1	H	8	• Barlow (3-1)	• Garbinski (0-2)	2:28	5 - 9 - 1	1 - 5 - 2	4217
3-15	* Duke (3)	L	2 - 5	^A	8	• Gordon (0-1)	• Santucci (4-0)	2:44	2 - 4 - 1	5 - 9 - 1	762
3-16	* Duke (3)	W	8 - 7	A	8	• Smith (2-0)	Nard (0-1)	3:12	8 - 7 - 1	7 - 11 - 0	1801
3-17	* Duke (3)	W ⁽¹⁰⁾	8 - 6	A	8	Hughes (1-0)	Beilenson (0-1)	3:22	8 - 7 - 0	6 - 17 - 0	1086
3-19	Winthrop	W	13 - 3	^H	3	Marchal (4-0)	• Keup (0-1)	3:16	13 - 10 - 0	3 - 9 - 5	3865
3-20	Presbyterian	W ⁽⁸⁾	11 - 1	^N2	3	Darden (3-0)	Gibson (0-1)	2:46	11 - 10 - 1	1 - 3 - 0	2744
3-23	* Florida State ⁽¹⁾ (7)	W ⁽⁷⁾	15 - 5	H	3	• Darden (4-0)	• Leiter (4-1)	2:36	15 - 14 - 1	5 - 7 - 2	-----
3-23	* Florida State ⁽²⁾ (7)	W	9 - 8	H	3	McGovern (1-0)	Dorsey (2-1)	2:55	9 - 8 - 2	8 - 10 - 0	6579
3-24	* Florida State (7)	W	14 - 12	H	3	Mahlstedt (1-0)	Dorsey (2-2)	3:35	14 - 14 - 1	12 - 10 - 0	4843
3-28	* Miami (Fla.)	L	2 - 3	^A	2	Hughes (1-1)	• ZIEHL (2-2)	2:18	2 - 7 - 0	3 - 9 - 1	3069
3-29	* Miami (Fla.)	W	3 - 2	^A	2	Clayton (2-0)	• Schlesinger (2-2)	2:52	3 - 6 - 1	2 - 7 - 1	2971
3-30	* Miami (Fla.)	W	7 - 0	A	2	• Knaak (2-0)	• H. Hernandez (2-3)	2:27	7 - 10 - 0	0 - 2 - 3	2670
4- 2	USC Upstate	W ⁽⁷⁾	11 - 1	^N2	2	• Barlow (4-1)	• Ellingworth (4-2)	2:36	11 - 9 - 2	1 - 3 - 2	4109
4- 5	* Notre Dame	W	7 - 3	A	2	Titsworth (3-0)	Reeth (1-4)	2:57	7 - 12 - 0	3 - 7 - 0	559
4- 6	* Notre Dame	W	3 - 2	A	2	• Darden (5-0)	• Radel (2-1)	2:29	3 - 7 - 1	2 - 9 - 0	1250
4- 7	* Notre Dame	W ⁽¹¹⁾	13 - 12	A	2	Reid (2-0)	Lally (0-1)	3:54	13 - 13 - 2	12 - 10 - 4	663
4- 9	USC Upstate	L	5 - 9	^H	2	LeGuernic (0-1)	Cubbler (2-1)	2:43	5 - 6 - 0	9 - 9 - 0	4189
4-12	* NC State	L	8 - 11	^H	2	Reid (2-1)	Van Dam (4-0)	3:27	8 - 7 - 3	11 - 10 - 3	5123
4-13	* NC State	L	0 - 4	^H	2	• DARDEN (5-1)	• Fritton (2-3)	2:38	0 - 5 - 4	4 - 7 - 1	5286
4-14	* NC State	W	7 - 0	H	2	• Knaak (3-0)	• Consiglio (1-3)	2:23	7 - 11 - 0	0 - 2 - 0	4634
4-16	Charlotte	W	8 - 5	H	4	Mahlstedt (2-0)	• Langhorne (1-3)	2:59	8 - 9 - 0	5 - 6 - 4	4567
4-19	* Pittsburgh	W	6 - 4	^H	4	Mahlstedt (3-0)	Fernandez (2-4)	3:04	6 - 10 - 2	4 - 6 - 1	4532
4-20	* Pittsburgh ⁽¹⁾	L	4 - 8	H	4	• Darden (5-2)	• Sokol (4-2)	2:58	4 - 12 - 0	8 - 12 - 0	-----
4-20	* Pittsburgh ⁽²⁾	W	9 - 2	H	4	• Knaak (4-0)	• Reed (0-5)	2:49	9 - 14 - 0	2 - 5 - 1	6423
4-23	Georgia (17)	L ⁽¹⁵⁾	3 - 4	^A	4	Fitzgerald (0-1)	Marsh (1-0)	5:30	3 - 11 - 2	4 - 8 - 1	4183
4-26	* Louisville	W	12 - 11	^A	4	Marchal (5-0)	Biven (3-1)	3:56	12 - 16 - 1	11 - 10 - 3	2819
4-27	* Louisville	L	6 - 7	A	4	Garris (0-1)	Detmers (2-1)	2:50	6 - 12 - 2	7 - 11 - 1	2775
4-28	* Louisville	W ⁽⁷⁾	17 - 7	A	4	Titsworth (4-0)	• Koger (1-3)	3:02	17 - 18 - 1	7 - 8 - 2	3131
5- 3	* Georgia Tech ⁽¹⁾	W	11 - 4	H	4	Mahlstedt (4-0)	• Finateri (5-2)	2:31	11 - 16 - 1	4 - 10 - 0	-----
5- 3	* Georgia Tech ⁽²⁾	L	12 - 14	H	4	Gordon (0-2)	Patel (2-2)	3:33	12 - 11 - 2	14 - 14 - 0	6498
5- 5	* Georgia Tech	W	9 - 3	H	4	Barlow (5-1)	• McKee (4-4)	2:38	9 - 9 - 2	3 - 5 - 1	4623
5- 7	Charlotte	W	14 - 12	^A3	2	McGovern (2-0)	J. Taylor (2-2)	3:26	14 - 15 - 1	12 - 16 - 2	4265
5-10	* Wake Forest (12)	L	2 - 4	^A	2	• Darden (5-3)	• Burns (10-1)	2:20	2 - 5 - 0	4 - 6 - 1	3514
5-11	* Wake Forest (12)	L	5 - 8	A	2	Mahlstedt (4-1)	Ariola (1-0)	3:03	5 - 9 - 0	8 - 12 - 0	3514
5-12	* Wake Forest (12)	L ⁽⁸⁾	3 - 13	A	2	• Knaak (4-1)	• Hartle (6-2)	2:33	3 - 5 - 1	13 - 12 - 0	2645
5-16	* Boston College	W	12 - 10	^H	4	Garris (1-1)	Mudd (2-3)	3:10	12 - 12 - 2	10 - 12 - 3	4356
5-17	* Boston College	W	11 - 6	H	4	Barlow (6-1)	• Colarusso (3-8)	3:13	11 - 16 - 1	6 - 8 - 2	4289
5-18	* Boston College	W ⁽⁸⁾	10 - 0	H	4	• Knaak (5-1)	• Farinelli (0-6)	2:59	10 - 8 - 0	0 - 8 - 1	4532
5-23	+ Miami (Fla.)	L	7 - 8	N3	3	• Darden (5-4)	• Ziehl (5-3)	3:00	7 - 11 - 2	8 - 12 - 2	3907
5-24	+ Louisville	W	8 - 7	N3	3	Gordon (1-2)	Biven (4-2)	3:17	8 - 14 - 1	7 - 8 - 1	4782
5-31	\$ High Point	W	4 - 3	^H	3	Gordon (2-2)	A. Grintz (2-1)	3:07	4 - 10 - 2	3 - 7 - 2	6256
6- 1	\$ Coastal Carolina	W	4 - 3	H	3	McGovern (3-0)	Flukey (3-3)	2:53	4 - 10 - 0	3 - 7 - 2	6406
6- 2	\$ Coastal Carolina	W	12 - 5	^H	3	Garris (2-1)	• Hinkel (1-3)	3:24	12 - 14 - 1	5 - 9 - 4	6061
6- 8	¶ Florida (13)	L	7 - 10	H	3	• Smith (2-1)	Jameson (5-0)	3:11	7 - 9 - 1	10 - 10 - 0	6492
6- 9	¶ Florida (13)	L ⁽¹³⁾	10 - 11	H	3	Darden (5-5)	McNeillie (4-6)	5:03	10 - 13 - 1	11 - 12 - 1	6423

* - ACC regular-season game; + - ACC Tournament game; \$ - NCAA Regional game; ¶ - NCAA Super Regional game; ^ - night game; • - decision came in a starting role; N1 - Columbia, S.C. (Segra Park); N2 - Greenville, S.C.; A3, N3 - Charlotte, N.C. (Trust Field); Note: Pitchers in ALL CAPS denotes a complete game; bold denotes a Clemson home game; best ranking among Baseball America, D1Baseball, NCBWA, Perfect Game and USA Today polls listed; home attendance (35 dates): 177,094 (5,060 per date).

2024 ACC REGULAR-SEASON STATS

#	Player	Avg	GP-GS	AB	R	H	2B	3B	HR	RBI	TB	Sig%	BB	HP	SO	GDP	OB%	SF	SH	SB-SBA
8	Blake Wright	.344	30-30	122	34	42	5	0	13	42	86	.705	9	5	21	5	.397	5	0	0-0
6	Jacob Hinderleider	.341	30-30	126	24	43	9	0	8	34	76	.603	13	2	39	3	.411	0	0	2-3
17	Alden Mathes	.313	30-30	115	31	36	9	0	4	11	57	.496	22	6	29	0	.448	0	1	1-2
10	Cam Cannarella	.296	30-30	125	27	37	7	1	4	26	58	.464	20	0	29	1	.393	0	0	0-0
11	Jimmy Obertop	.292	29-29	113	32	33	6	0	13	31	78	.690	19	3	42	0	.407	0	0	0-0
23	Jarren Purify	.245	30-30	98	19	24	4	0	1	11	31	.316	13	3	28	2	.342	3	5	7-9
----- Others -----																				
3	Jack Crighton	.320	17-13	50	7	16	4	0	0	7	20	.400	4	1	7	1	.368	2	0	2-3
27	Tristan Bissetta	.308	24-19	78	17	24	3	0	4	20	39	.500	7	3	19	1	.386	0	0	3-3
9	Jacob Jarrell	.273	16-14	55	13	15	1	0	4	14	28	.509	8	3	17	2	.388	1	0	0-0
16	Will Taylor	.255	15-15	51	12	13	2	0	2	10	21	.412	14	4	15	0	.449	0	0	1-1
5	Andrew Ciufu	.237	11-11	38	5	9	1	1	0	4	12	.316	5	1	15	0	.341	0	2	0-0
2	Nolan Nawrocki	.210	19-17	62	11	13	3	0	0	8	16	.258	6	4	16	1	.315	1	1	5-5
40	Brodey Conn	.000	1-0	1	0	0	0	0	0	0	0	.000	0	0	0	0	.000	0	0	0-0
1	Lleyton Lackey	.000	1-0	1	0	0	0	0	0	0	0	.000	0	0	0	0	.000	0	0	0-0
22	Nathan Hall	.000	1-0	3	0	0	0	0	0	0	0	.000	0	0	1	0	.000	0	0	0-0
55	Tryston McCladdie	.000	3-1	3	2	0	0	0	0	2	0	.000	2	0	2	0	.400	0	1	1-1
4	Cooper Blausier	.000	2-1	4	0	0	0	0	0	0	0	.000	2	0	1	0	.333	0	0	0-0
42	Devin Parks	----	2-0	0	1	0	0	0	0	0	0	.000	0	0	0	0	.000	0	0	0-0
CLEMSON		.292	30-30	1045	235	305	54	2	53	220	522	.500	144	35	281	16	.392	12	10	22-27
OPPONENTS		.260	30-30	1024	181	266	37	3	50	161	459	.448	111	26	267	12	.346	5	9	11-20

LOB - Team (238), Opp (211). DPs turned - Team (19), Opp (17). CI - Team (0), Opp (0). IBB - Team (4), Cannarella 3, Bissetta 1, Opp (6).

#	Player	ERA	W-L	APP	GS	CG	SHO/CBO	SV	IP	H	R	*ER	BB	SO	AB	O/BA	WP	HBP	BK	
19	Aidan Knaak	2.55	4-1	9	9	0	0/3	0	53.0	40	17	15	15	75	192	.208	4	7	0	
39	Ethan Darden	5.25	2-3	10	9	1	0/0	0	48.0	60	37	28	8	25	202	.297	2	5	0	
----- Others -----																				
41	Nathan Dvorsky	0.00	0-0	2	0	0	0/0	0	2.2	0	0	0	1	3	8	.000	3	0	0	
31	Jacob McGovern	3.52	1-0	5	0	0	0/0	0	7.2	6	3	3	3	9	29	.207	1	0	0	
47	Lucas Mahlstedt	4.18	3-1	15	0	0	0/1	0	28.0	33	15	13	6	19	112	.295	0	2	0	
30	Billy Barlow	4.50	2-0	4	1	0	0/0	0	10.0	11	7	5	5	8	40	.275	1	1	0	
56	Austin Gordon	4.70	0-2	10	2	0	0/1	6	15.1	15	11	8	5	20	60	.250	3	1	0	
18	Tristan Smith	5.24	1-0	6	6	0	0/0	0	22.1	25	18	13	20	27	89	.281	6	3	3	
36	Matthew Marchal	5.32	1-0	8	3	0	0/0	1	23.2	27	15	14	8	22	91	.297	1	2	0	
15	Reed Garris	5.56	1-1	10	0	0	0/1	0	11.1	9	9	7	3	9	40	.225	0	0	0	
51	Rocco Reid	5.62	1-1	7	0	0	0/1	0	8.0	4	9	5	8	9	29	.138	0	2	0	
00	Drew Titsworth	5.62	2-0	9	0	0	0/0	0	8.0	3	8	5	8	14	31	.097	0	0	0	
49	Chance Fitzgerald	6.75	0-0	4	0	0	0/0	0	4.0	4	3	3	2	4	16	.250	0	0	0	
29	Joe Allen	10.57	0-0	4	0	0	0/0	0	7.2	8	9	9	7	9	32	.250	6	1	0	
20	Nick Clayton	11.05	1-0	8	0	0	0/0	0	7.1	12	9	9	5	9	33	.364	2	0	0	
48	Rob Hughes	22.50	1-1	7	0	0	0/0	2	4.0	9	10	10	5	5	20	.450	1	2	0	
33	Justin LeGuernic	-----	0-0	2	0	0	0/0	0	0.0	0	1	1	2	0	0	-----	0	0	0	
CLEMSON		5.00	20-10	30	30	1	3/3	9	261.0	266	181	145	111	267	1024	.260	30	26	3	
OPPONENTS		7.16	10-20	30	30	1	1/1	6	257.2	305	235	205	144	281	1045	.292	26	35	0	

PB - Team (6), Obertop 4, Jarrell 2, Opp (9). Pickoffs - Team (2), Mahlstedt 1, Smith 1, Opp (6). IBB - Team (6), Titsworth 2, Allen 1, Garris 1, Marchal 1, McGovern 1, Opp (4). * - Clemson had three team unearned runs

Note: Bold denotes returning player.

CAREER STATS OF 2025 PLAYERS

#	Player	Avg	GP-GS	AB	R	H	2B	3B	HR	RBI	TB	Sig%	BB	HP	SO	GDP	OB%	SF	SH	SB-SBA
10	Cam Cannarella	.363	117-117	496	130	180	32	6	18	107	278	.560	67	5	83	8	.440	5	0	24-31
40	Brodey Conn	.333	2-0	3	1	1	0	0	1	1	4	1.333	0	0	0	0	.333	0	0	0-0
3	Jack Crighton	.286	74-46	182	26	52	10	1	0	15	64	.352	15	5	31	4	.353	2	2	7-10
27	Tristan Bissetta	.286	56-39	154	29	44	8	1	7	35	75	.487	23	3	47	3	.387	1	0	3-5
5	Andrew Ciufu	.280	27-27	93	19	26	2	1	2	16	36	.387	15	1	29	0	.378	2	5	5-7
23	Jarren Purify	.248	54-47	165	32	41	7	1	3	28	59	.358	17	9	50	2	.345	3	8	11-13
9	Jacob Jarrell	.247	63-53	198	36	49	10	0	11	42	92	.465	24	6	73	7	.342	3	4	1-1
4	Tryston McCladdie	.235	15-2	17	4	4	0	0	0	3	4	.235	5	0	5	0	.409	0	1	1-1
15	Reed Garris	.231	7-4	13	5	3	0	0	1	3	6	.462	2	2	4	1	.412	0	0	0-0
21	Jay Dillard	.000	1-0	1	0	0	0	0	0	0	0	.000	0	0	0	1	.000	0	0	0-0
44	Ty Marshall	.000	6-1	5	0	0	0	0	0	0	0	.000	0	1	2	1	.167	0	0	0-0
1	Lleyton Lackey	.000	16-2	13	3	0	0	0	0	0	0	.000	1	1	4	2	.133	0	0	0-0
13	B.J. Bailey	----	1-0	0	1	0	0	0	0	0	0	-----	0	0	0	0	-----	0	0	0-0

#	Player	ERA	W-L	APP	GS	CG	SHO/CBO	SV	IP	H	R	ER	BB	SO	AB	O/BA	WP	HBP	BK	
31	Jacob McGovern	1.96	3-0	11	0	0	0/0	0	18.1	13	5	4	8	20	67	.194	3	0	0	
00	Drew Titsworth	3.15	4-0	19	0	0	0/0	0	20.0	10	10	7	12	26	75	.133	0	3	0	
19	Aidan Knaak	3.35	5-1	15	15	0	0/3	0	83.1	67	34	31	29	108	303	.221	5	12	0	
26	Casey Tallent	3.65	2-1	31	2	0	0/0	1	44.1	43	22	18	22	41	170	.253	2	4	0	
15	Reed Garris	3.67	6-1	47	0	0	0/1	0	54.0	39	25	22	19	64	194	.201	0	3	0	
13	B.J. Bailey	4.02	2-2	17	0	0	0/0	0	15.2	18	11	7	6	20	63	.286	0	1	0	
47	Lucas Mahlstedt	4.72	4-1	28	0	0	0/1	1	53.1	56	31	28	15	39	206	.272	0	2	0	
24	Joe Allen	4.99	4-0	29	4	0	0/0	1	52.1	49	29	29	28	58	197	.249	13	7	0	
39	Ethan Darden	5.31	8-7	38	23	1	0/0	0	122.0	141	87	72	38	87	500	.282	8	16	0	
20	Nathan Dvorsky	5.40	1-0	6	0	0	0/0	0	6.2	4	5	4	5	7	24	.167	5	1	0	
33	Justin LeGuernic	6.75	0-1	9	1	0	0/0	0	6.2	6	8	5	11	10	26	.231	0	2	1	
49	Chance Fitzgerald	6.75	0-1	6	0	0	0/0	0	5.1	5	4	4	4	7	21	.238	0	0	0	
25	Luke Brown	9.00	0-0	1	0	0	0/0	0	1.0	1	1	1	1	1	3	.333	0	1	0	

Note: Only includes stats of players while at Clemson.



2024 ACC TOURNAMENT STATS

#	Player	Avg	GP-GS	AB	R	H	2B	3B	HR	RBI	TB	Slg%	BB	HP	SO	GDP	OB%	SF	SH	SB-SBA
10	Cam Cannarella	.625	2-2	8	4	5	0	1	0	0	7	.875	2	0	0	1	.700	0	0	0-0
27	Tristan Bissetta	.500	2-2	8	2	4	1	1	0	3	7	.875	1	0	1	0	.556	0	0	0-0
11	Jimmy Obertop	.500	2-2	8	3	4	2	0	1	5	9	1.125	2	0	1	1	.600	0	0	1-1
23	Jarren Purify	.375	2-2	8	1	3	2	0	0	2	5	.625	0	0	2	0	.375	0	0	0-0
6	Jacob Hinderleider	.333	2-2	9	3	3	0	0	1	1	6	.667	1	0	1	0	.400	0	0	0-0
8	Blake Wright	.333	2-2	9	1	3	0	0	0	0	3	.333	1	0	2	0	.400	0	0	0-0
9	Jacob Jarrell	.125	2-2	8	1	1	0	0	1	2	4	.500	0	0	2	1	.125	0	0	0-0
17	Alden Mathes	.100	2-2	10	0	1	0	0	0	1	1	.100	0	0	5	1	.100	0	0	0-0
----- Others -----																				
2	Nolan Nawrocki	.250	1-1	4	0	1	0	0	0	0	1	.250	0	0	1	0	.250	0	0	1-1
3	Jack Crighton	.000	1-1	3	0	0	0	0	0	0	0	.000	0	1	0	0	.250	0	0	0-0
42	Devin Parks	----	1-0	0	0	0	0	0	0	0	0	----	0	0	0	0	----	0	0	0-0
CLEMSON		.333	2-2	75	15	25	5	2	3	14	43	.573	7	1	15	4	.398	0	0	2-2
OPPONENTS		.282	2-2	71	15	20	6	0	4	14	38	.535	4	2	13	0	.338	0	1	1-1

LOB - Team (16), Opp (12). DPs turned - Team (0), Opp (4). IBB - Team (0), Opp (0).

#	Player	ERA	W-L	APP	GS	CG	SHO/CBO	SV	IP	H	R	*ER	BB	SO	AB	O/BA	WP	HBP	BK	
31	Jacob McGovern	0.00	0-0	1	0	0	0/0	0	3.1	1	1	0	1	2	12	.083	0	0	0	
47	Lucas Mahlstedt	2.25	0-0	1	0	0	0/0	0	4.0	4	1	1	1	3	15	.267	0	0	0	
----- Others -----																				
15	Reed Garris	0.00	0-0	1	0	0	0/0	0	1.2	1	0	0	0	2	6	.167	0	0	0	
00	Drew Titsworth	0.00	0-0	1	0	0	0/0	0	1.1	0	0	0	0	3	4	.000	0	0	0	
56	Austin Gordon	0.00	1-0	1	0	0	0/0	0	1.0	0	0	0	0	0	3	.000	0	0	0	
30	Billy Barlow	5.40	0-0	1	0	0	0/0	0	1.2	3	2	1	1	0	8	.375	0	0	0	
36	Matthew Marchal	9.00	0-0	1	0	0	0/0	0	1.0	2	1	1	0	1	5	.400	0	0	0	
51	Rocco Reid	21.60	0-0	1	1	0	0/0	0	1.2	4	4	4	0	1	8	.500	0	2	0	
39	Ethan Darden	33.75	0-1	1	1	0	0/0	0	1.1	5	6	5	1	1	10	.500	0	0	0	
CLEMSON		6.35	1-1	2	2	0	0/0	0	17.0	20	15	12	4	13	71	.282	0	2	0	
OPPONENTS		7.27	1-1	2	2	0	0/0	1	17.1	25	15	14	7	15	75	.333	2	1	0	

PB - Team (1), Jarrell 1, Opp (1). Pickoffs - Team (0), Opp (0). IBB - Team (0), Opp (0). * - Clemson had no team unearned runs

Note: Bold denotes returning player.

2024 NCAA TOURNAMENT STATS

#	Player	Avg	GP-GS	AB	R	H	2B	3B	HR	RBI	TB	Slg%	BB	HP	SO	GDP	OB%	SF	SH	SB-SBA
6	Jacob Hinderleider	.500	5-5	26	5	13	3	0	0	5	16	.615	1	0	5	0	.500	1	0	0-0
3	Jack Crighton	.412	5-5	17	2	7	1	0	0	2	8	.471	1	0	3	2	.444	0	0	0-1
8	Blake Wright	.333	5-5	24	5	8	2	0	1	5	13	.542	1	1	3	0	.370	1	0	0-0
10	Cam Cannarella	.286	5-5	21	4	6	0	0	2	9	12	.571	4	0	2	0	.370	2	0	0-0
17	Alden Mathes	.273	5-5	22	9	6	1	0	1	4	10	.455	2	4	4	0	.429	0	0	1-1
11	Jimmy Obertop	.238	5-5	21	4	5	0	0	3	4	14	.667	5	0	7	1	.385	0	0	0-0
23	Jarren Purify	.222	5-5	18	4	4	0	1	0	2	6	.333	2	2	6	0	.364	0	1	0-0
27	Tristan Bissetta	.200	5-5	20	3	4	2	0	1	2	9	.450	4	0	11	2	.333	0	0	0-0
----- Others -----																				
55	Tryston McCladdie	.250	1-0	4	0	1	0	0	0	1	1	.250	1	0	1	0	.400	0	0	0-0
9	Jacob Jarrell	.182	3-3	11	0	2	1	0	0	0	3	.273	1	0	6	1	.250	0	0	0-0
24	Ty Olenchuk	.000	1-0	1	0	0	0	0	0	0	0	.000	0	1	1	0	.500	0	0	0-0
2	Nolan Nawrocki	.000	2-2	7	1	0	0	0	0	1	0	.000	2	0	2	0	.222	0	0	1-1
42	Devin Parks	----	1-0	0	0	0	0	0	0	0	0	----	0	0	0	0	----	0	0	0-0
CLEMSON		.292	5-5	192	37	56	10	1	8	35	92	.479	24	8	51	6	.386	4	1	2-3
OPPONENTS		.249	5-5	181	32	45	4	0	10	31	79	.436	22	5	58	1	.344	1	6	3-5

LOB - Team (50), Opp (38). DPs turned - Team (2), Opp (6). IBB - Team (1), Cannarella 1, Opp (6).

#	Player	ERA	W-L	APP	GS	CG	SHO/CBO	SV	IP	H	R	*ER	BB	SO	AB	O/BA	WP	HBP	BK	
56	Austin Gordon	2.16	1-0	4	0	0	0/0	2	8.1	2	2	2	3	14	27	.074	0	1	0	
18	Tristan Smith	5.79	0-1	2	2	0	0/0	0	9.1	11	8	6	3	13	38	.289	1	0	0	
39	Ethan Darden	6.00	0-1	2	1	0	0/0	0	6.0	9	4	4	2	4	23	.391	0	1	0	
19	Aidan Knaak	6.10	0-0	2	2	0	0/0	0	10.1	10	7	7	3	11	39	.256	1	3	0	
15	Reed Garris	8.53	1-0	4	0	0	0/0	0	6.1	8	6	6	0	8	26	.308	0	0	0	
----- Others -----																				
00	Drew Titsworth	0.00	0-0	2	0	0	0/0	0	0.2	0	0	0	2	0	2	.000	0	0	0	
30	Billy Barlow	0.00	0-0	1	0	0	0/0	0	0.2	0	0	0	2	1	2	.000	0	0	0	
31	Jacob McGovern	2.08	1-0	2	0	0	0/0	0	4.1	3	1	1	3	5	15	.200	1	0	0	
47	Lucas Mahlstedt	15.43	0-0	3	0	0	0/0	0	2.1	2	4	4	4	2	9	.222	0	0	0	
CLEMSON		5.59	3-2	5	5	0	0/0	2	48.1	45	32	30	22	58	181	.249	3	5	0	
OPPONENTS		5.89	2-3	5	5	0	0/0	1	47.1	56	37	31	24	51	192	.292	2	8	0	

PB - Team (1), Obertop 1, Opp (0). Pickoffs - Team (0), Opp (1). IBB - Team (6), Gordon 2, Darden 1, Knaak 1, McGovern 1, Titsworth 1, Opp (1). * - Clemson had no team unearned runs

Note: Bold denotes returning player.

2024 SUPERLATIVES

TEAM	
At-Bats	51 vs. Georgia ¹⁵ , 4-23
Runs	17 vs. Louisville ⁷ , 4-28
Scoring Margin	+12 vs. Manhattan⁷, 3-12
Runs in Inning	8 vs. UNC Greensboro, 3-8 (2nd)
Hits	8 vs. Florida State, 3-23⁽²⁾ (9th)
Hits	18 vs. Louisville ⁷ , 4-28
Batting Average	.462 vs. Louisville ⁷ , 4-28
RBI's	17 vs. Louisville ⁷ , 4-28
Doubles	6 vs. Louisville ⁷ , 4-28
Triples	2 vs. Charlotte, 5-7
Home Runs	6 vs. Presbyterian ⁸ , 3-20
Extra Base Hits	10 vs. Louisville ⁷ , 4-28
Total Bases	36 vs. Louisville ⁷ , 4-28
Slugging Percentage	.968 vs. Presbyterian ⁸ , 3-20
Walks By Clemson Batters	12 vs. Boston College⁸, 5-18
Runners Left on Base	13 vs. High Point, 5-31
Sacrifice Bunts	2 vs. many (3)
Sacrifice Flies	3 vs. Coastal Carolina, 6-1
Hit-By-Pitch	5 vs. Duke ¹⁰ , 3-17
Stolen Bases	6 vs. UNC Greensboro, 3-8
Stolen Base Attempts	7 vs. UNC Greensboro, 3-8
Putouts	43 vs. Georgia ¹⁵ , 4-23
Assists	15 vs. UNC Greensboro, 3-10
Double Plays Turned	3 vs. UNC Greensboro, 3-8
Errors	6 vs. Kennesaw State, 2-24
Longest Game	5:30 vs. Georgia ¹⁵ , 4-23
Shortest Game	2:18 vs. Miami (Fla.), 3-28
Innings Pitched	14.1 vs. Georgia ¹⁵ , 4-23
Strikeouts By Clemson Pitchers	20 vs. Florida ¹³ , 6-9

INDIVIDUAL	
At-Bats	7 by many (4)
Runs	4 by Blake Wright vs. many (2)
Hits	4 by Will Taylor vs. USC Upstate, 2-27
RBI's	5 by Jacob Hinderleider vs. Coastal Carolina, 6-1
Doubles	7 by Blake Wright vs. Georgia Tech, 5-3 ⁽²⁾
Triples	2 by many (5), many times (11)
Home Runs	1 by many (9), many times (12)
Extra Base Hits	3 by many (3)
Total Bases	3 by many (4), many times (5)
Walks By Clemson Batters	12 by many (3)
Sacrifice Bunts	4 by Will Taylor vs. UNC Greensboro, 3-8
Sacrifice Flies	1 by many (7), many times (21)
Hit-By-Pitch	2 by Cam Cannarella vs. Coastal Carolina, 6-1
Stolen Bases	2 by many (3), many times (4)
Stolen Base Attempts	2 by many (8), many times (9)
Putouts	2 by many (8), many times (10)
Assists	20 by Jimmy Obertop vs. Florida¹³, 6-9
Errors	10 by Jacob Hinderleider vs. Louisville, 6-27
Innings Pitched	2 by many (4)
Strikeouts By Clemson Pitchers	9.0 by Ethan Darden vs. NC State, 4-13
	11 by Aidan Knaak vs. Boston College⁸, 5-18

7 - seven-inning game; 8 - eight-inning game; 10 - 10-inning game; 13 - 13-inning game; 15 - 15-inning game; Note: Bold denotes a Clemson home game.

2024 HOME RUNS

#	Player ^(#)	Opponent (Date)	Inn.	Outs	H	A	L	R
1.	Mathes ⁽¹⁾	Xavier (2-16)	1	0	4	R		
2.	Blauser ⁽¹⁾	Xavier (2-16)	3	0	1	R		
3.	Nawrocki ⁽¹⁾	Xavier (2-16)	4	2	4	R		
4.	Wright ⁽¹⁾	Xavier (2-17)	6	0	1	R		
5.	Ciufo ⁽¹⁾	Xavier (2-17)	6	2	1	R		
6.	Cannarella ⁽¹⁾	Presbyterian (2-20)	1	0	1	R		
7.	Obertop ⁽¹⁾	Presbyterian (2-20)	3	1	1	R		
8.	Purify ⁽¹⁾	Presbyterian (2-20)	7	1	4	R		
9.	Conn ⁽¹⁾	Kennesaw State (2-23)	8	2	1	R		
10.	Hinderleider ⁽¹⁾	Kennesaw State (2-24)	3	0	1	R		
11.	Cannarella ⁽²⁾	Kennesaw State (2-24)	3	0	2	R		
12.	Hinderleider ⁽²⁾	Kennesaw State (2-24)	8	0	1	L		
13.	Wright ⁽²⁾	USC Upstate (2-27)	1	1	2	R		
14.	Taylor ⁽¹⁾	USC Upstate (2-27)	2	0	1	R		
15.	Taylor ⁽²⁾	USC Upstate (2-27)	4	0	1	R		
16.	Obertop ⁽²⁾	USC Upstate (2-27)	5	2	2	R		
17.	Taylor ⁽³⁾	USC Upstate (2-27)	6	0	1	R		
18.	Hinderleider ⁽³⁾	& South Carolina (3-2)	8	0	2	L		
19.	Ciufo ⁽²⁾	& South Carolina (3-2)	12	2	1	L		
20.	Taylor ⁽⁴⁾	South Carolina (3-3)	1	1	1	R		
21.	Nawrocki ⁽²⁾	South Carolina (3-3)	6	2	1	R		
22.	Wright ⁽³⁾	South Carolina (3-3)	8	0	1	R		
23.	Nawrocki ⁽³⁾	Kansas State (3-6)	2	1	3	R		
24.	Mathes ⁽²⁾	Kansas State (3-6)	3	2	1	R		
25.	Purify ⁽²⁾	UNC Greensboro (3-8)	2	1	3	L		
26.	Cannarella ⁽³⁾	UNC Greensboro (3-8)	2	1	1	L		
27.	Bissetta ⁽¹⁾	UNC Greensboro (3-9)	4	1	2	R		
28.	Bissetta ⁽²⁾	UNC Greensboro (3-9)	6	1	1	R		
29.	Wright ⁽⁴⁾	UNC Greensboro (3-9)	8	1	2	R		
30.	Taylor ⁽⁵⁾	UNC Greensboro (3-10)	8	0	1	R		
31.	Wright ⁽⁵⁾	Manhattan (3-12)	5	0	2	R		
32.	Wright ⁽⁶⁾	* Duke (3-15)	4	1	1	L		
33.	Obertop ⁽³⁾	* Duke (3-16)	5	1	3	L		
34.	Bissetta ⁽³⁾	* Duke (3-16)	7	1	4	L		
35.	Wright ⁽⁷⁾	* Duke (3-17)	1	1	2	L		
36.	Obertop ⁽⁴⁾	* Duke (3-17)	10	1	1	R		
37.	Hinderleider ⁽⁴⁾	* Duke (3-17)	10	1	2	R		
38.	Obertop ⁽⁵⁾	Δ Presbyterian (3-20)	3	1	2	L		
39.	Wright ⁽⁸⁾	Δ Presbyterian (3-20)	3	1	1	L		
40.	Wright ⁽⁹⁾	Δ Presbyterian (3-20)	4	2	3	R		
41.	Mathes ⁽³⁾	Δ Presbyterian (3-20)	6	1	1	R		
42.	Mathes ⁽⁴⁾	Δ Presbyterian (3-20)	8	2	1	L		
43.	Wright ⁽¹⁰⁾	Δ Presbyterian (3-20)	8	2	2	L		
44.	Cannarella ⁽⁴⁾	* Florida State (3-23 ⁽¹⁾)	2	1	3	R		
45.	Hinderleider ⁽⁵⁾	* Florida State (3-23 ⁽¹⁾)	5	0	2	L		
46.	Wright ⁽¹¹⁾	* Florida State (3-23 ⁽¹⁾)	5	2	3	R		
47.	Hinderleider ⁽⁶⁾	* Florida State (3-23 ⁽²⁾)	9	0	3	R		
48.	Wright ⁽¹²⁾	* Florida State (3-23 ⁽²⁾)	9	1	4	L		

49.	Mathes ⁽⁵⁾	* Florida State (3-24)	4	0	2	R		
50.	Wright ⁽¹³⁾	* Florida State (3-24)	7	2	4	L		
51.	Mathes ⁽⁶⁾	* Miami (Fla.) (3-28)	2	0	1	R		
52.	Taylor ⁽⁶⁾	* Notre Dame (4-5)	8	1	2	R		
53.	Obertop ⁽⁶⁾	* Notre Dame (4-5)	9	0	2	R		
54.	Hinderleider ⁽⁷⁾	* Notre Dame (4-6)	4	0	1	R		
55.	Cannarella ⁽⁵⁾	* Notre Dame (4-6)	5	1	1	R		
56.	Jarrell ⁽¹⁾	* Notre Dame (4-7)	4	2	3	R		
57.	Obertop ⁽⁷⁾	* Notre Dame (4-7)	6	1	1	R		
58.	Nawrocki ⁽⁴⁾	USC Upstate (4-9)	2	2	1	R		
59.	Jarrell ⁽²⁾	USC Upstate (4-9)	3	0	1	R		
60.	Cannarella ⁽⁶⁾	USC Upstate (4-9)	7	1	2	R		
61.	Obertop ⁽⁸⁾	USC Upstate (4-9)	7	1	1	R		
62.	Taylor ⁽⁷⁾	* NC State (4-12)	1	0	2	R		
63.	Obertop ⁽⁹⁾	* NC State (4-12)	4	0	2	R		
64.	Wright ⁽¹⁴⁾	* NC State (4-12)	5	0	1	R		
65.	Mathes ⁽⁷⁾	Charlotte (4-16)	7	2	1	R		
66.	Obertop ⁽¹⁰⁾	* Pittsburgh (4-19)	4	2	1	R		

67.	Obertop ⁽¹¹⁾	* Pittsburgh (4-19)	6	0	1	R		
68.	Wright ⁽¹⁵⁾	* Pittsburgh (4-20 ⁽¹⁾)	9	1	3	L		
69.	Obertop ⁽¹²⁾	* Pittsburgh (4-20 ⁽²⁾)	1	2	2	L		
70.	Obertop ⁽¹³⁾	* Pittsburgh (4-20 ⁽²⁾)	5	0	2	L		
71.	Hinderleider ⁽⁸⁾	* Pittsburgh (4-20 ⁽²⁾)	5	1	1	L		
72.	Wright ⁽¹⁶⁾	* Pittsburgh (4-20 ⁽²⁾)	8	2	1	R		
73.	Obertop ⁽¹⁴⁾	* Pittsburgh (4-20 ⁽²⁾)	8	2	1	R		
74.	Cannarella ⁽⁷⁾	Georgia (4-23)	4	0	1	R		
75.	Jarrell ⁽³⁾	* Louisville (4-27)	4	2	2	L		
76.	Purify ⁽³⁾	* Louisville (4-27)	6	1	1	L		
77.	Jarrell ⁽⁴⁾	* Louisville (4-27)	9	2	1	R		
78.	Bissetta ⁽⁴⁾	* Louisville (4-28)	1	2	2	R		
79.	Hinderleider ⁽⁹⁾	* Louisville (4-28)	2	1	2	L		
80.	Cannarella ⁽⁸⁾	* Louisville (4-28)	2	2	1	L		
81.	Obertop ⁽¹⁵⁾	* Louisville (4-28)	7	1	2	L		
82.	Mathes ⁽⁸⁾	* Georgia Tech (5-3 ⁽¹⁾)	1	0	1	R		
83.	Wright ⁽¹⁷⁾	* Georgia Tech (5-3 ⁽¹⁾)	3	2	3	R		
84.	Wright ⁽¹⁸⁾	* Georgia Tech (5-3 ⁽²⁾)	1	2	1	L		
85.	Wright ⁽¹⁹⁾	* Georgia Tech (5-3 ⁽²⁾)	3	2	3	R		
86.	Hinderleider ⁽¹⁰⁾	* Georgia Tech (5-5)	4	2	3	R		
87.	Obertop ⁽¹⁶⁾	% Charlotte (5-7)	3	1	1	R		
88.	Hinderleider ⁽¹¹⁾	% Charlotte (5-7)	4	0	3	L		
89.	Hinderleider ⁽¹²⁾	* Wake Forest (5-10)	4	0	1	R		
90.	Bissetta ⁽⁵⁾	* Wake Forest (5-11)	3	2	2	R		
91.	Jarrell ⁽⁵⁾	* Wake Forest (5-11)	7	0	1	R		
92.	Bissetta ⁽⁶⁾	* Wake Forest (5-12)	4	1	3	L		
93.	Obertop ⁽¹⁷⁾	* Boston College (5-16)	3	2	3	R		
94.	Mathes ⁽⁹⁾	* Boston College (5-16)	6	0	1	R		
95.	Cannarella ⁽⁹⁾	* Boston College (5-16)	8	1	3	L		
96.	Wright ⁽²⁰⁾	* Boston College (5-17)	3	2	1	L		
97.	Obertop ⁽¹⁸⁾	* Boston College (5-17)	4	2	3	R		
98.	Wright ⁽²¹⁾	* Boston College (5-18)	7	0	1	R		
99.	Hinderleider ⁽¹³⁾	+ Miami (Fla.) (5-23)	9	0	1	L		
100.	Jarrell ⁽⁶⁾	+ Louisville (5-24)	6	2	2	L		
101.	Obertop ⁽¹⁹⁾	+ Louisville (5-24)	8	0	3	R		
102.	Obertop ⁽²⁰⁾	\$ Coastal Carolina (6-2)	3	1	1	R		
103.	Cannarella ⁽¹⁰⁾	\$ Coastal Carolina (6-2)	8	0	1	L		
104.	Obertop ⁽²¹⁾	¶ Florida (6-8)	3	0	1	R		
105.	Bissetta ⁽⁷⁾	¶ Florida (6-8)	5	1	1	R		
106.	Wright ⁽²²⁾	¶ Florida (6-9)	3	1	2	L		
107.	Obertop ⁽²²⁾	¶ Florida (6-9)	6	1	1	L		
108.	Cannarella ⁽¹¹⁾	¶ Florida (6-9)	9	1	3	R		
109.	Mathes ⁽¹⁰⁾	¶ Florida (6-9)	13	2	1	R		

* - ACC regular-season game; + - ACC Tournament game at Charlotte, N.C.; \$ - NCAA Regional game at Clemson, S.C.; ¶ - NCAA Super Regional game at Clemson, S.C.; & - Columbia, S.C. (Segra Park); Δ - Greenville, S.C.; % - Trusti Field; ^ - pitcher throws; # - 1...solo, 2...2-run, 3...3-run, 4...grand slam; Note: Bold denotes a Clemson home game.



WILL TAYLOR TIED A TIGER RECORD WITH THREE HOME RUNS AGAINST USC UPSTATE ON FEB. 27, 2024.

2024 INDIVIDUAL GAME-BY-GAME BATTING STATS

Date	Opponent	BISSETTA	BLAUSER	CANNARELLA	CIUFO	CRIGHTON	HALL	HINDERLEIDER	JARRELL	MATHES	NAWROCKI	OBERTOP	PURIFY	TAYLOR	WRIGHT
		AB-R-H-RBI	AB-R-H-RBI	AB-R-H-RBI	AB-R-H-RBI	AB-R-H-RBI	AB-R-H-RBI	AB-R-H-RBI	AB-R-H-RBI	AB-R-H-RBI	AB-R-H-RBI	AB-R-H-RBI	AB-R-H-RBI	AB-R-H-RBI	AB-R-H-RBI
2-16	Xavier	0-0-0-0	*3-2-1-1	*5-1-3-3	*5-2-1-0	0-0-0-0	1-0-1-1	0-0-0-1	*4-1-2-0	*2-2-1-4	*4-2-2-4	*3-2-1-0	0-0-0-0	*4-1-1-0	*5-1-1-0
2-17	Xavier	-----	*3-1-0-0	*3-1-1-2	*3-1-2-1	-----	-----	*4-1-2-2	-----	*3-1-1-0	*4-1-2-1	*2-1-0-0	-----	*4-0-0-0	*5-1-2-1
2-18	Xavier	-----	*5-0-1-0	*5-2-3-0	*1-0-0-2	*4-1-2-1	-----	*4-1-1-0	-----	*3-1-2-2	*4-2-1-0	*3-1-1-0	-----	-----	*4-3-3-3
2-20	Presbyterian	-----	-----	*5-1-3-1	*4-1-2-0	*2-1-0-1	-----	-----	*3-0-0-0	*3-1-1-0	-----	*5-1-3-2	*4-1-1-4	*4-0-0-0	*4-1-0-0
2-23	Kennesaw State	2-0-0-0	*2-0-0-0	*2-0-1-0	*1-0-0-0	2-0-0-0	-----	*2-0-0-0	-----	*2-0-0-0	-----	*1-0-0-0	2-0-1-0	*2-0-0-0	*2-0-0-0
2-24	Kennesaw State	-----	-----	*4-2-3-4	*5-0-1-0	*4-2-4-0	-----	*3-2-2-2	-----	*4-0-1-1	*4-1-1-0	*3-1-1-0	0-0-0-0	*4-0-0-0	*4-0-1-1
2-25	Kennesaw State	-----	1-0-0-0	*5-1-1-0	*3-0-2-3	*3-0-0-0	1-0-0-0	*4-0-0-0	-----	*3-1-2-0	*2-0-1-3	*4-1-2-1	1-0-0-0	*5-0-0-0	*4-4-3-0
2-27	USC Upstate	-----	1-0-0-0	-----	*4-1-1-1	*3-0-0-0	0-0-0-0	*3-0-2-2	-----	*2-3-1-0	*4-0-1-1	*4-1-1-2	1-0-1-0	*3-4-3-3	*5-3-1-3
3- 2	^ South Carolina	-----	-----	*5-0-2-2	*6-2-3-1	-----	-----	*4-1-2-2	-----	*5-0-2-0	*5-1-2-0	*6-0-0-0	*4-1-0-0	*4-0-1-0	*6-0-0-0
3- 3	South Carolina	-----	-----	*4-0-0-0	*4-0-1-1	*3-0-0-0	-----	*3-0-0-0	-----	*3-0-0-0	*2-1-1-1	*4-0-0-1	-----	*2-2-1-1	*4-2-2-1
3- 6	Kansas State	-----	-----	*5-0-0-1	*3-0-0-0	0-0-0-0	*3-0-1-0	*3-1-1-1	-----	*3-2-2-1	*4-2-2-3	*3-2-1-0	-----	*3-1-1-0	*5-0-0-0
3- 8	UNC Greensboro	0-0-0-0	-----	*3-1-1-1	*3-2-2-3	1-0-1-0	1-0-0-0	*3-1-2-3	-----	*4-3-2-0	*4-1-1-0	*4-1-2-1	*5-1-1-3	*1-1-0-0	*5-1-1-0
3- 9	UNC Greensboro	*4-2-2-3	-----	*5-3-3-0	*5-0-0-0	-----	-----	*4-0-0-0	-----	*4-0-2-2	*5-1-2-0	*4-0-3-2	-----	*2-2-0-0	*3-1-2-2
3-10	UNC Greensboro	*2-1-1-0	-----	*5-0-2-1	*4-2-2-0	-----	-----	*4-0-0-0	-----	*4-0-1-0	-----	*3-2-1-0	*3-0-2-4	*3-1-1-1	*5-0-0-0
3-12	Manhattan	*4-0-2-2	-----	*4-1-1-2	*2-2-0-0	*4-0-1-0	*2-1-1-1	*4-0-2-0	-----	-----	-----	*2-3-1-1	*3-1-0-0	-----	*4-3-3-2
3-13	Manhattan	*2-1-1-1	-----	*5-1-1-0	-----	*2-0-2-0	*4-1-1-1	*4-1-2-0	-----	*4-0-1-0	-----	-----	*3-0-1-2	-----	*4-1-2-1
3-15	* Duke	*4-0-2-0	-----	*3-1-0-0	*4-0-0-0	-----	-----	*4-0-0-0	-----	*4-0-0-0	-----	*1-0-0-0	*4-0-0-0	*4-0-0-0	*4-1-2-2
3-16	* Duke	*5-1-1-4	-----	*5-1-1-0	*2-0-0-0	0-0-0-0	-----	*4-0-1-0	-----	*3-1-0-0	-----	*2-2-1-3	*3-0-1-0	*2-1-1-0	*4-2-1-1
3-17	* Duke	*3-1-1-0	-----	*6-0-0-0	*4-0-0-0	-----	-----	*3-2-2-3	-----	*4-1-1-0	-----	*4-2-1-1	*3-0-1-2	*3-1-0-0	*5-1-1-2
3-19	Winthrop	*3-1-1-1	1-0-0-1	*3-2-1-0	*2-1-0-0	1-0-0-0	2-0-0-0	*2-0-0-2	*3-1-1-1	*4-2-0-0	-----	*3-2-1-1	1-0-0-0	*3-1-2-4	*4-3-4-3
3-20	# Presbyterian	*4-0-0-0	*3-0-0-1	-----	-----	*4-0-0-0	-----	*3-1-2-0	-----	*5-2-2-2	-----	*2-2-1-2	*3-2-2-0	*2-0-0-0	*4-3-3-6
3-23	* Florida State ⁽¹⁾	*2-0-0-0	-----	*5-3-3-4	*4-2-1-1	-----	-----	*4-1-2-2	-----	*4-3-3-2	3-0-1-1	*3-1-0-0	*2-2-1-0	*3-2-2-2	*4-1-1-3
3-23	* Florida State ⁽²⁾	-----	-----	*3-2-0-0	*4-0-0-0	-----	-----	*5-1-3-4	2-1-1-0	*4-0-1-1	*3-1-1-0	*3-2-0-0	*1-0-0-0	*3-1-0-0	*5-1-2-4
3-24	* Florida State	-----	-----	*5-0-2-1	*4-2-3-3	-----	-----	*3-2-1-1	1-1-0-1	*5-2-3-2	*4-0-0-0	*4-1-1-0	*3-1-0-1	*3-3-1-0	*5-2-3-5
3-28	* Miami (Fla.)	-----	-----	*4-0-0-0	*3-0-2-0	-----	-----	*4-0-1-0	-----	*4-1-1-1	*4-0-0-1	*4-0-1-0	*2-1-1-0	*4-0-1-0	*4-0-0-0
3-29	* Miami (Fla.)	1-0-0-0	-----	*4-1-1-0	*2-0-0-0	-----	-----	*4-0-1-0	-----	*4-0-1-0	*2-0-0-0	*4-1-1-1	*4-0-1-1	*3-1-1-1	*4-0-0-0
3-30	* Miami (Fla.)	-----	-----	*4-1-2-3	*4-1-0-0	-----	-----	*5-0-2-2	*4-1-0-0	*3-1-1-0	-----	*4-0-1-0	*4-1-2-0	*5-0-1-0	*5-2-1-0
4- 2	# USC Upstate	*2-1-0-0	*3-1-0-0	*4-2-2-3	-----	1-0-0-0	1-0-0-0	*4-0-1-0	*2-2-2-2	*4-2-2-3	*3-0-0-0	-----	-----	*0-3-0-0	*4-0-1-2
4- 5	* Notre Dame	2-0-0-0	-----	*4-1-1-0	*4-0-2-0	-----	-----	*5-1-3-1	-----	*3-1-0-0	*2-0-0-0	*5-2-3-2	*3-0-0-0	*3-1-2-3	*5-1-1-1
4- 6	* Notre Dame	*4-0-0-0	-----	*3-1-2-1	*3-0-1-0	-----	-----	*4-1-1-1	-----	*3-0-0-0	-----	*5-0-1-0	*3-1-1-0	*4-0-1-0	*3-0-0-1
4- 7	* Notre Dame	1-0-1-0	2-0-0-0	*4-0-0-0	-----	3-0-0-0	3-0-0-0	*5-2-3-2	*6-1-2-4	*5-2-2-0	*3-1-1-2	*4-1-1-1	*4-2-2-1	*3-1-0-0	*4-2-1-0
4- 9	USC Upstate	-----	-----	*5-1-2-2	-----	-----	-----	*4-0-0-0	*4-1-1-1	*3-0-0-0	*3-1-1-1	*4-1-1-1	*3-1-0-0	*3-0-0-0	*4-0-1-0
4-12	* NC State	-----	-----	*4-1-1-0	-----	-----	-----	*5-0-1-0	*3-1-0-0	*2-2-0-0	*4-1-1-1	*4-1-1-2	*3-0-0-0	*4-1-2-4	*4-1-1-1
4-13	* NC State	1-0-0-0	-----	*5-0-0-0	-----	-----	-----	*4-0-0-0	*3-0-2-0	*3-0-0-0	*3-0-0-0	*3-0-0-0	*3-0-0-0	*4-0-0-0	*4-0-3-0
4-14	* NC State	1-0-1-0	-----	*5-0-2-1	-----	*0-0-0-0	-----	*3-2-2-1	-----	*3-2-2-0	2-0-0-0	*3-1-0-0	*4-1-2-2	*3-0-1-0	*4-0-1-0
4-16	Charlotte	*4-1-1-1	*3-0-1-0	*4-1-1-1	-----	-----	-----	*4-1-1-0	*3-1-1-2	*4-2-1-1	-----	*4-1-1-0	*3-1-1-0	-----	*4-0-1-1
4-19	* Pittsburgh	*2-1-1-0	-----	*4-1-1-1	-----	0-0-0-0	-----	*3-0-1-0	*3-0-0-1	*4-0-1-1	*4-1-1-0	*4-2-2-2	*3-1-2-1	-----	*4-0-1-0
4-20	* Pittsburgh ⁽¹⁾	*2-0-0-0	-----	*5-1-2-1	-----	1-0-0-0	-----	*4-0-1-0	*3-1-1-0	*4-0-1-0	*4-0-1-0	*5-0-2-0	*4-1-3-0	-----	*5-1-1-3
4-20	* Pittsburgh ⁽²⁾	-----	*2-0-0-0	*5-0-0-0	-----	*4-1-3-0	-----	*5-1-2-2	-----	*5-0-3-0	*3-0-0-0	*5-3-3-5	*4-0-0-1	-----	*5-4-3-1
4-23	Georgia	*5-0-2-0	-----	*6-1-2-1	-----	*6-0-0-0	*4-0-1-0	*6-1-2-0	-----	*5-1-2-0	-----	*7-0-0-0	*5-0-0-0	-----	*7-0-2-2
4-26	* Louisville	*4-2-2-4	-----	*6-0-2-2	-----	*5-1-2-1	-----	*5-1-1-1	-----	*6-1-3-1	*5-1-1-0	*5-2-2-1	*3-2-1-0	-----	*4-2-2-1
4-27	* Louisville	*3-1-0-0	-----	*4-0-2-0	-----	*4-1-2-1	-----	*4-1-1-0	*4-2-2-3	*5-0-1-0	-----	*4-0-1-0	*4-1-2-1	-----	*4-0-1-0
4-28	* Louisville	*5-2-2-2	-----	*4-3-3-3	-----	*4-1-1-0	-----	*4-2-3-6	*4-2-1-0	*5-3-4-1	-----	*5-2-2-3	*4-1-1-1	-----	*4-1-1-1
5- 3	* Georgia Tech ⁽¹⁾	*5-1-2-1	-----	*5-1-2-2	-----	*4-0-2-2	-----	*5-1-3-1	*4-0-0-0	*5-2-2-1	*4-2-3-0	-----	*3-1-0-0	-----	*4-3-2-3
5- 3	* Georgia Tech ⁽²⁾	*4-1-1-0	-----	*3-0-0-1	-----	*5-1-1-1	-----	*6-1-2-2	-----	*2-3-0-0	*4-2-2-1	*5-1-1-0	*4-1-0-0	-----	*5-2-4-7
5- 5	* Georgia Tech	*3-1-2-1	-----	*3-2-2-1	-----	*3-0-1-1	-----	*4-1-1-3	-----	*5-0-1-0	*4-1-1-1	*4-1-1-1	*3-2-0-0	-----	*2-1-0-1
5- 7	% Charlotte	*3-0-0-1	-----	*5-2-2-1	-----	*5-3-3-1	0-0-0-0	*5-1-1-3	*4-1-3-2	*3-1-0-1	*4-3-2-1	*5-1-3-2	0-0-0-0	-----	*5-1-1-0
5-10	* Wake Forest	*4-0-0-0	-----	*4-0-1-0	-----	*3-0-0-0	-----	*4-1-2-1	-----	*4-1-1-0	*3-0-0-0	*4-0-0-0	*3-0-0-0	-----	*4-0-1-1
5-11	* Wake Forest	*4-1-1-2	-----	*4-0-0-0	-----	*4-0-1-0	-----	*4-0-0-0	*4-1-2-1	*4-1-2-0	-----	*3-1-1-2	*3-0-1-0	-----	*3-1-1-0
5-12	* Wake Forest	*4-1-1-3	-----	*3-1-2-0	-----	*3-0-0-0	-----	*4-0-0-0	*3-0-1-0	*3-0-0-0	-----	*4-0-1-0	*2-0-0-0	-----	*2-1-0-0
5-16	* Boston College	*5-2-1-0	-----	*3-2-1-3	-----	*4-2-3-0	-----	*4-2-2-1	*4-1-1-1	*4-1-1-1	-----	*5-1-2-3	*3-0-0-0	-----	*5-1-1-0
5-17	* Boston College	*5-1-3-2	-----	*3-3-2-0	-----	*3-0-0-1	-----	*4-0-0-0	*4-1-1-1	*3-1-1-0	-----	*5-3-3-4	*5-0-2-0	-----	*5-2-4-2
5-18	* Boston College	*4-1-2-1	-----	*5-1-2-2	-----	-----	-----	*4-1-1-0	*3-0-1-2	*2-2-0-0	*1-1-0-1	*2-2-0-0	*4-0-0-0	-----	*2-1-2-2
5-23	+ Miami (Fla.)	*4-1-1-1	-----	*5-1-2-0	-----	*3-0-0-0	-----	*4-2-2-1	*4-0-0-0	*5-0-1-1	-----	*4-2-2-1	*4-1-2-2	-----	*4-0-1-0
5-24	+ Louisville	*4-1-3-2	-----	*3-3-3-0	-----	-----	-----	*5-1-1-0	*4-1-1-2	*5-0-0-0	*4-0-1-0	*4-1-2-4	*4-0-1-0	-----	*5-1-2-0
5-31	\$ High Point	*4-1-2-1	-----	*3-0-1-1	-----	*4-1-2-0	-----	*5-1-1-0	*4-0-2-0	*3-0-0-0	-----	*5-0-0-0	*3-0-1-2	-----	*4-1-1-0
6- 1	\$ Coastal Carolina	*4-0-0-0	-----	*3-0-1-3	-----	*4-0-2-0	-----	*5-1-5-0	*3-0-0-0	*3-3-0-0	-----	*4-0-1-0	*4-0-1-0	-----	*4-0-0-1
6- 2	\$ Coastal Carolina	*3-1-1-0	-----	*5-2-2-1	-----	*5-1-2-1	-----	*5-1-3-3	-----	*4-3-2-3	*3-1-0-1	*4-2-1-2	*4-1-1-0	-----	*6-0-2-1
6- 8	¶ Florida	*3-1-1-1	-----	*4-0-0-0	-----	*3-0-0-1	-----	*4-0-1-1	*4-0-0-0	*5-2-3-0	-----	*4-1-2-1	*3-2-1-0	-----	*4-1-1-1
6- 9	¶ Florida	*6-0-0-0	-----	*6-2-2-4	-----	*1-0-1-0	-----	*7-2-3-1	-----	*7-1-1-1	*4-0-0-0	*4-1-1-1	*4-1-0-0	-----	*6-3-4-2

* - ACC regular-season game; + - ACC Tournament game at Charlotte, N.C.; \$ - NCAA Regional game at Clemson, S.C.; ¶ - NCAA Super Regional game at Clemson, S.C.; ^ - Columbia, S.C. (Segra Park); # - Greenville, S.C.; % - Charlotte, N.C. (Trust Field); • - start; Note: **Bold** denotes a Clemson home game.

CAREER INDIVIDUAL GAME-BY-GAME PITCHING STATS

#29 JOE ALLEN, RHP

2023 • FR.										
Date	Opponent	IP	H	R	ER	BB	SO	Dec		
2-17	Binghamton	^1.0	0	0	0	0	0	0		
2-19	Binghamton	^1.0	0	0	0	0	1	0		
2-24	UCF ^F	1.2	1	0	0	1	3	0		
2-26	UCF	1.2	2	1	1	1	3	0		
3- 4	# South Carolina	0.2	2	3	3	0	1	0		
3- 7	East Tennessee State	3.0	4	1	1	4	3	W		
3-11	Georgia State ⁽¹⁾	^4.0	0	0	0	1	2	S		
3-14	College of Charleston	2.0	2	0	0	1	3	0		
3-18	* Duke ⁽²⁾	1.1	4	2	2	0	1	0		
3-22	Kennesaw State	*6.0	6	2	2	1	6	0		
3-31	* Wake Forest	*1.1	3	1	1	3	2	0		
4- 4	Coastal Carolina	0.0	2	1	1	0	0	0		
4-21	* NC State	^1.0	0	0	0	1	1	0		
4-25	Kennesaw State	0.2	0	0	0	0	1	0		
5-10	Coastal Carolina	1.0	0	0	0	1	2	W		
5-16	USC Upstate	*2.0	2	0	0	1	2	W		
5-24	+ Virginia Tech	*1.1	5	2	2	0	3	0		

2024 • SO.										
Date	Opponent	IP	H	R	ER	BB	SO	Dec		
2-20	Presbyterian	4.0	2	2	2	1	2	W		
2-27	USC Upstate	1.2	3	4	4	2	1	0		
3- 8	UNC Greensboro	^2.0	0	0	0	0	2	0		
3-12	Manhattan	2.0	2	1	1	1	4	0		
3-15	* Duke	1.2	3	1	1	2	3	0		
3-20	# Presbyterian	2.0	0	0	0	1	2	0		
3-23	* Florida State ⁽²⁾	3.0	2	3	3	2	3	0		
4- 2	# USC Upstate	1.0	0	0	0	0	1	0		
4- 9	USC Upstate	^1.1	0	0	0	0	3	0		
4-20	* Pittsburgh ⁽²⁾	^2.0	0	0	0	1	3	0		
4-23	Georgia	1.0	1	0	0	1	1	0		
4-28	* Louisville	1.0	3	5	5	2	0	0		

#13 B.J. BAILEY, LHP

2023 • JR.										
Date	Opponent	IP	H	R	ER	BB	SO	Dec		
2-21	Charlotte	0.2	1	0	0	0	1	W		
2-24	UCF ^F	0.0	0	0	0	1	0	0		
2-26	UCF	0.0	2	3	0	1	0	L		
3-30	* Wake Forest	^1.1	0	0	0	0	2	0		
4- 1	* Wake Forest	^0.1	0	0	0	0	0	0		
4- 4	Coastal Carolina	1.0	2	1	1	0	2	0		
4- 6	* Florida State	1.0	0	0	0	0	2	0		
4-11	Georgia	1.2	1	0	0	1	1	0		
4-14	* Notre Dame	0.2	2	1	1	1	1	0		
4-18	Georgia	1.0	2	1	1	0	1	L		
4-25	Kennesaw State	1.1	2	2	2	1	2	0		
5-14	* Virginia Tech	1.1	2	2	1	1	0	0		
5-16	USC Upstate	^1.0	1	0	0	0	2	0		
5-24	+ Virginia Tech	1.2	1	0	0	0	0	W		
5-27	+ North Carolina	^1.0	1	1	1	0	2	0		
6- 2	\$ Lipscomb	^1.0	1	0	0	0	2	0		
6- 3	\$ Tennessee	^0.2	0	0	0	1	2	0		

#30 BILLY BARLOW, RHP

2022 • FR.										
Date	Opponent	IP	H	R	ER	BB	SO	Dec		
2-18	Indiana	1.0	0	0	0	0	1	0		
2-22	College of Charleston	*4.1	3	1	1	2	7	0		
3- 1	USC Upstate	*4.1	5	2	2	1	4	0		
3- 9	# Michigan State	*6.0	2	1	0	0	4	0		
3-12	Northeastern	1.0	0	0	0	2	1	0		
3-15	Georgia State	*2.0	4	3	3	1	2	L		
3-22	Coastal Carolina	*0.0	2	5	5	1	0	L		
3-29	Winthrop	*4.0	6	3	2	0	4	0		
4- 5	Georgia	*5.0	3	1	1	1	5	W		
4-12	# USC Upstate	*3.0	4	2	1	1	4	0		
4-19	Georgia	*4.0	5	4	4	3	3	0		
4-24	* Florida State	*3.2	4	3	1	2	5	0		
5- 1	* Louisville	*1.2	3	5	3	3	1	0		
5- 8	* Georgia Tech	*4.2	4	0	0	1	5	0		
5-15	* Virginia ⁽²⁾	*4.1	5	5	5	1	4	L		
5-21	* Boston College	*6.0	1	0	0	0	4	W		
5-26	+ Virginia Tech	*2.2	4	5	3	3	3	L		

2023 • SO.										
Date	Opponent	IP	H	R	ER	BB	SO	Dec		
2-26	UCF	^1.0	2	0	0	0	1	0		
3- 5	South Carolina	*2.0	3	2	2	0	2	L		
3-19	* Duke	0.1	1	1	1	0	0	0		

2024 • *SO.

Date	Opponent	IP	H	R	ER	BB	SO	Dec		
2-16	Xavier	*5.0	3	2	0	0	2	W		
2-23	Kennesaw State	*2.0	8	5	5	2	1	L		
3- 6	Kansas State	*5.0	6	1	1	2	5	W		
3-13	Manhattan	*5.0	2	0	0	3	9	W		
3-19	Winthrop	*3.1	4	2	2	1	2	0		
4- 2	# USC Upstate	*5.0	3	1	1	2	5	W		
4- 9	USC Upstate	*5.0	5	4	4	1	5	0		
4-16	Charlotte	*2.2	4	4	4	0	2	0		
4-23	Georgia	*3.0	1	1	0	1	2	0		
4-28	* Louisville	*2.1	4	1	1	2	1	0		
5- 5	* Georgia Tech	4.0	3	2	2	1	3	W		
5-12	* Wake Forest	0.2	3	3	2	1	0	0		
5-17	* Boston College	3.0	1	1	0	1	4	W		
5-24	+ Louisville	1.2	3	2	1	1	0	0		
6- 9	† Florida	0.2	0	0	0	2	1	0		

#25 LUKE BROWN, RHP

2024 • FR.										
Date	Opponent	IP	H	R	ER	BB	SO	Dec		
3-19	Winthrop	^1.0	1	1	1	1	1	1		

#20 NICK CLAYTON, RHP

2020 • FR.										
Date	Opponent	IP	H	R	ER	BB	SO	Dec		
2-15	Liberty	^2.0	1	0	0	1	2	S		
2-19	Furman	1.0	0	0	0	1	1	0		
2-22	Stony Brook	^2.0	2	0	0	0	3	W		
2-25	East Tennessee State	0.2	1	0	0	0	0	0		
3- 4	College of Charleston	0.2	0	0	0	0	1	0		
3-11	Winthrop	2.1	0	1	0	2	1	0		

2021 • *FR.

Date	Opponent	IP	H	R	ER	BB	SO	Dec		
3- 2	East Tennessee State	2.1	2	2	2	0	5	W		
3- 5	* Notre Dame	1.1	2	1	1	1	2	0		
3- 9	USC Upstate	1.1	0	0	0	0	2	0		
3-16	Georgia State	2.1	0	0	0	0	5	0		
3-21	* Virginia Tech	3.0	1	0	0	0	3	0		
3-23	% Georgia Southern	^1.1	1	1	1	1	2	W		
3-26	* Boston College	0.2	1	0	0	1	1	0		
3-27	* Boston College ⁽¹⁾	^2.1	1	0	0	1	2	W		
4- 2	* NC State	^4.0	2	0	0	2	4	W		
4-10	* Virginia	1.2	4	2	2	0	0	L		
4-11	* Virginia	^2.0	1	0	0	0	1	0		
4-17	* Miami (Fla.)	1.0	1	0	0	0	1	0		
4-20	Georgia	1.0	2	3	3	1	1	0		
4-25	* Wake Forest ⁽¹⁾	^1.1	1	1	1	0	1	W		
5- 5	USC Upstate	4.0	2	0	0	0	2	W		
5- 9	* Georgia Tech	4.2	5	4	3	1	8	L		
5-16	* Florida State	*2.2	6	5	3	3	2	0		
5-20	* Duke	0.2	3	2	2	1	0	0		

2022 • *SO.

Date	Opponent	IP	H	R	ER	BB	SO	Dec		
2-19	Indiana	*1.2	5	4	4	1	0	0		
2-26	Hartford ⁽¹⁾	*4.0	6	2	2	1	6	0		
3- 6	South Carolina	*4.2	4	1	1	1	4	0		
3-13	Northeastern	*4.1	4	5	3	1	3	L		
3-20	* Miami (Fla.)	*4.2	3	2	1	3	2	0		
3-29	Winthrop	1.0	0	0	0	1	0	0		
4- 3	* NC State	*3.1	7	4	4	0	4	0		
4-10	* Notre Dame	*3.0	2	1	0	5	2	0		
4-17	* Wake Forest	*1.0	3	3	3	0	1	0		
4-20	East Tennessee State	^1.0	1	0	0	0	0	0		
4-27	Wofford	*2.0	4	3	3	1	0	0		
4-29	* Louisville	^1.0	1	0	0	1	1	0		

2023 • *JR.

Date	Opponent	IP	H	R	ER	BB	SO	Dec		
2-17	Binghamton	0.2	0	0	0	0	0	0		
2-19	Binghamton	1.0	0	0	0	1	2	0		
2-21	Charlotte	1.0	1	0	0	0	1	0		
2-24	UCF ^F	1.0	1	0	0	0	2	0		
3-11	Georgia State ⁽²⁾	2.0	3	2	2	0	1	W		
3-14	College of Charleston	1.2	2	1	1	1	0	0		
3-18	* Duke ⁽¹⁾	1.0	1	0	0	1	1	0		
3-19	* Duke	1.0	2	0	0	0	1	0		
3-21	Winthrop	^3.0	0	0	0	0	4	W		
3-24	* Georgia Tech	1.0	1	0	0	0	2	0		
3-26	* Georgia Tech	3.0	3	1	1	0	2	0		
3-31	* Wake Forest	4.2	3	1	1	1	8	0		
4- 8	* Florida State	^2.2	1	0	0	1	3	0		
4-15	* Notre Dame	^1.2	0	0	0	2	4	0		

4-16	* Notre Dame	^3.0	2	0	0	0	3	W		
4-22	* NC State	2.2	1	3	3	5	4	0		
4-28	* Boston College ⁽¹⁾	4.0	2	2	2	3	2	W		
5- 6	* Louisville	1.1	2	3	3	2	3	W		
5-13	* Virginia Tech	3.0	1	0	0	2	1	W		
5-18	* North Carolina	2.2	3	0	0	4	2	W		
5-26	+ Boston College	1.0	0	0	0	0	2	0		
5-28	+ Miami (Fla.)	2.1	3	3	3	1	2	0		
6- 2	\$ Lipscomb	2.0	3	1	1	1	4	W		
6- 3	\$									

CAREER INDIVIDUAL GAME-BY-GAME PITCHING STATS

2024 • SO.

Date	Opponent	IP	H	R	ER	BB	SO	Dec
3-19	Winthrop	1.0	0	0	0	1	1	
4-20	*Pittsburgh ⁽¹⁾	^2.0	0	0	0	0	2	
4-26	*Louisville	0.2	0	0	0	1	1	

#49 CHANCE FITZGERALD, RHP

2024 • FR.

Date	Opponent	IP	H	R	ER	BB	SO	Dec
3-19	Winthrop	1.0	1	0	0	0	2	
4-20	*Pittsburgh ⁽¹⁾	2.0	0	0	0	0	2	
4-23	Georgia	0.1	0	1	1	2	1	L
5-10	*Wake Forest	^1.0	0	0	0	0	1	
5-12	*Wake Forest	1.0	1	0	0	1	1	
5-17	*Boston College	0.0	3	3	3	1	0	

#15 REED GARRIS, RHP

2023 • SO.

Date	Opponent	IP	H	R	ER	BB	SO	Dec
2-19	Binghamton	1.0	0	0	0	0	1	
2-26	UCF	1.0	1	0	0	0	1	
2-28	# USC Upstate	1.0	2	1	1	0	2	
3- 4	# South Carolina	0.2	0	0	0	0	0	
3- 5	South Carolina	1.0	1	1	1	1	3	
3- 8	Presbyterian	2.1	1	0	0	0	5	
3-11	Georgia State ⁽¹⁾	1.2	0	0	0	0	3	W
3-14	College of Charleston	0.2	2	1	1	0	0	
3-18	*Duke ⁽¹⁾	^2.0	1	0	0	0	1	
3-22	Kennesaw State	2.0	2	0	0	0	3	W
3-24	*Georgia Tech	0.1	0	1	1	1	0	
3-31	*Wake Forest	1.0	1	1	1	2	1	
4-11	Georgia	1.0	1	0	0	0	1	
4-14	*Notre Dame	1.0	2	1	0	1	1	
4-18	Georgia	0.2	0	0	0	1	1	
4-22	*NC State	1.1	1	0	0	0	4	W
4-25	Kennesaw State	^1.0	0	0	0	0	2	
4-29	*Boston College	^1.0	2	1	1	0	2	
5- 5	*Louisville	1.2	0	0	0	2	1	W
5- 7	*Louisville	0.2	0	0	0	0	0	
5-12	*Virginia Tech	1.1	1	0	0	2	2	
5-14	*Virginia Tech	1.1	0	0	0	0	1	
5-19	*North Carolina	1.1	0	0	0	1	0	
5-26	+Boston College	1.0	1	1	1	1	1	
6- 2	\$ Lipscomb	1.0	0	0	0	1	2	
6- 3	\$ Tennessee	0.1	0	0	0	0	1	
6- 4	\$ Charlotte	0.1	0	0	0	0	0	

2024 • JR.


Date	Opponent	IP	H	R	ER	BB	SO	Dec
3- 9	UNC Greensboro	1.0	1	1	1	1	2	
3-12	Manhattan	^1.0	0	0	0	0	1	
3-17	*Duke	1.0	0	0	0	0	0	
3-24	*Florida State	0.1	1	2	1	0	0	
3-30	*Miami (Fla.)	1.0	0	0	0	0	0	
4- 7	*Notre Dame	1.0	0	0	0	0	0	
4- 9	USC Upstate	1.0	1	1	1	0	2	
4-12	*NC State	^2.0	3	1	0	1	2	
4-16	Charlotte	1.0	0	0	0	0	1	
4-19	*Pittsburgh	2.0	0	0	0	0	3	
4-23	Georgia	1.0	0	0	0	2	0	
4-27	*Louisville	^1.2	2	2	2	1	1	L
5- 3	*Georgia Tech ⁽²⁾	0.1	2	3	3	1	1	
5-11	*Wake Forest	^1.0	1	0	0	0	1	
5-16	*Boston College	1.0	1	1	1	0	1	W
5-23	+Miami (Fla.)	1.2	1	0	0	0	2	
5-31	\$ High Point	1.2	1	0	0	0	2	
6- 2	\$ Coastal Carolina	3.0	4	3	3	0	4	W
6- 8	¶ Florida	1.0	1	1	1	0	0	
6- 9	¶ Florida	0.2	2	2	2	0	2	

#56 AUSTIN GORDON, RHP

2022 • FR.

Date	Opponent	IP	H	R	ER	BB	SO	Dec
2-19	Indiana	^1.0	0	0	0	1	2	
3-18	*Miami (Fla.)	1.0	2	1	0	0	0	
3-22	Coastal Carolina	^3.0	1	1	0	3	2	
3-25	*Pittsburgh ⁽¹⁾	^2.0	1	0	0	0	0	
4- 1	*NC State	^1.1	3	2	2	0	2	
4- 9	*Notre Dame	^0.1	0	0	0	0	1	
4-12	# USC Upstate	1.0	1	0	0	0	0	
4-23	*Florida State	^0.1	0	0	0	0	0	
4-24	*Florida State	1.0	1	0	0	1	2	
4-27	Wofford	1.0	0	0	0	0	0	

REED GARRIS HAS A 6-1 RECORD IN 47 CAREER APPEARANCES AS A TIGER.



4-30	*Louisville	^3.0	3	2	2	0	3	
5- 7	*Georgia Tech	3.0	3	4	3	1	3	W
5-10	& College of Charleston	1.2	3	2	2	1	1	
5-15	*Virginia ⁽¹⁾	^3.0	1	0	0	0	4	S
5-20	*Boston College	^3.1	0	0	0	0	7	S
5-24	+North Carolina	0.2	2	1	1	0	1	
5-26	+Virginia Tech	1.1	4	6	6	2	3	

2023 • SO.

Date	Opponent	IP	H	R	ER	BB	SO	Dec
2-18	Binghamton	^5.2	5	1	1	0	2	
2-25	UCF	^4.2	7	6	6	1	8	
3- 3	South Carolina	^4.2	3	0	0	0	2	
3-10	*Georgia State	^3.2	7	6	6	1	2	
3-18	*Duke ⁽¹⁾	^6.0	4	3	3	0	6	L
3-24	*Georgia Tech	^6.0	5	1	1	4	7	
3-30	*Wake Forest	^5.0	6	5	5	2	6	L
4- 6	*Florida State	^6.0	7	5	4	2	7	L
4-15	*Notre Dame	^6.1	4	1	0	0	4	W
4-22	*NC State	^3.0	4	3	3	2	3	
4-28	*Boston College ⁽²⁾	^6.2	3	3	3	2	6	L
5- 6	*Louisville	^6.0	1	0	0	1	5	
5-13	*Virginia Tech	^5.0	8	4	4	1	4	
5-19	*North Carolina	^5.0	5	3	3	2	5	
5-26	+Boston College	^6.0	2	0	0	3	3	W
6- 2	\$ Lipscomb	^4.1	6	4	4	1	6	

2024 • JR.

Date	Opponent	IP	H	R	ER	BB	SO	Dec
2-20	Presbyterian	^2.0	0	0	0	2	2	
2-27	USC Upstate	^3.0	5	2	2	1	5	
3- 3	South Carolina	^1.0	1	1	1	1	1	S
3- 8	UNC Greensboro	^4.2	7	5	5	3	5	
3-15	*Duke	^3.0	6	4	4	3	4	L
3-23	*Florida State ⁽²⁾	^2.0	4	2	2	0	2	
3-29	*Miami (Fla.)	^1.1	1	0	0	0	3	S
4- 5	*Notre Dame	^1.2	0	0	0	0	2	S
4- 6	*Notre Dame	^1.1	1	1	1	0	1	S
4-14	*NC State	^1.0	0	0	0	1	0	
4-16	Charlotte	^1.0	0	0	0	1	1	S
4-19	*Pittsburgh	^1.0	0	0	0	0	3	S
4-23	Georgia	2.0	2	1	1	1	3	
4-26	*Louisville	^1.0	0	0	0	1	0	S
5- 3	*Georgia Tech ⁽²⁾	^2.0	3	4	1	0	4	L
5- 7	Charlotte	^1.0	1	0	0	1	2	S
5-16	*Boston College	^1.0	0	0	0	0	1	S
5-24	+Louisville	^1.0	0	0	0	0	0	W
5-31	\$ High Point	^1.0	0	0	0	0	0	W
6- 1	\$ Coastal Carolina	^1.0	0	0	0	0	2	S

6- 2	\$ Coastal Carolina	^1.1	0	0	0	0	2	S
6- 9	¶ Florida	5.0	2	2	2	3	10	

#48 ROB HUGHES, RHP

2021 • *SO.

Date	Opponent	IP	H	R	ER	BB	SO	Dec
2-28	South Carolina	1.0	3	2	1	0	0	
3- 2	East Tennessee State	0.2	0	0	0	0	1	
3- 7	*Notre Dame	^0.2	0	0	0	0	0	
3-23	% Georgia Southern	1.2	1	1	0	1	2	
3-26	*Boston College	3.2	2	2	1	2	6	
3-30	Georgia	^2.2	1	0	0	0	4	
4- 3	*NC State	1.0	1	0	0	0	0	
4- 4	*NC State	3.1	5	2	2	0	0	
4-10	*Virginia	0.2	1	2	2	1	1	
4-13	College of Charleston	1.0	1	1	1	0	1	
4-17	*Miami (Fla.)	^1.0	0	0	0	1	3	
4-20	Georgia	^2.1	2	2	2	2	2	
4-25	*Wake Forest ⁽¹⁾	1.0	0	0	0	1	1	
5- 1	*Louisville	0.0	0	0	0	1	0	
5- 2	*Louisville	1.1	1	1	1	0	0	W
5-11	South Carolina	1.1	2	1	1	0	2	
5-14	*Florida State	0.0	0	0	0	2	0	

2023 • **JR.

Date	Opponent	IP	H	R	ER	BB	SO	Dec
3-19	*Duke	^0.2	1	0	0	0	2	
4-14	*Notre Dame	2.0	0	0	0	0	2	
4-18	Georgia	2.0	1	0	0	1	4	
4-23	*NC State	1.0	1	0	0	0	0	
4-28	*Boston College ⁽²⁾	^1.1	0	0	0	1	1	
5- 6	*Louisville	^1.0	0	0	0	0	1	S
5-10	Coastal Carolina	2.2	2	1	1	0	3	
5-13	*Virginia Tech	0.1	2	1	1	0	1	
5-20	*North Carolina	^1.2	1	0	0	0	2	S
5-26	+Boston College	0.2						

CAREER INDIVIDUAL GAME-BY-GAME PITCHING STATS

3-17 *Duke	1.0	2	0	0	0	2	W
3-24 *Florida State	^1.2	1	1	1	1	3	S
3-28 *Miami (Fla.)	^0.0	1	2	2	1	0	L
4- 7 *Notre Dame	0.1	3	4	4	1	0	
4- 9 USC Upstate	0.2	2	2	2	1	0	
4-26 *Louisville	0.0	0	2	2	2	0	
5-12 *Wake Forest	^0.0	1	1	1	0	0	

#19 AIDAN KNAAK, RHP

2024 • FR.

Date	Opponent	IP	H	R	ER	BB	SO	Dec
2-18	Xavier	*3.0	6	5	5	3	6	
2-25	Kennesaw State	*6.0	3	0	0	1	5	W
3- 3	South Carolina	*5.0	4	3	3	3	5	
3-10	UNC Greensboro	*6.0	4	2	1	4	6	
3-17	*Duke	*6.1	9	2	1	0	9	
3-24	*Florida State	*5.0	5	6	6	2	7	
3-30	*Miami (Fla.)	*7.0	2	0	0	1	10	W
4- 7	*Notre Dame	*7.0	3	2	1	0	9	
4-14	*NC State	*8.0	2	0	0	1	10	W
4-20	*Pittsburgh ⁽²⁾	*5.2	4	0	0	2	8	W
5- 5	*Georgia Tech	*4.0	2	1	1	3	7	
5-12	*Wake Forest	*4.0	5	6	6	6	4	L
5-18	*Boston College	*6.0	8	0	0	0	11	W
6- 1	\$ Coastal Carolina	*6.0	6	2	2	0	6	
6- 9	¶ Florida	*4.1	4	5	5	3	5	

#33 JUSTIN LeGUERNIC, LHP

2024 • FR.

Date	Opponent	IP	H	R	ER	BB	SO	Dec
2-18	Xavier	^1.0	0	0	0	1	0	
2-23	Kennesaw State	0.2	2	4	1	1	0	
2-27	USC Upstate	^1.0	1	0	0	0	1	
3- 6	Kansas State	0.0	1	1	1	2	0	
3-20	# Presbyterian	*2.0	1	0	0	3	5	

3-24 *Florida State	0.0	0	0	0	1	0	
4- 2 # USC Upstate	^1.0	0	0	0	0	2	
4- 9 USC Upstate	1.0	1	2	2	2	2	L
5-11 *Wake Forest	0.0	0	1	1	1	0	

#47 LUCAS MAHLSTEDT, RHP

2024 • JR.

Date	Opponent	IP	H	R	ER	BB	SO	Dec
2-17	Xavier	^2.0	1	0	0	1	0	
2-24	Kennesaw State	3.0	3	2	1	1	3	
3- 2	& South Carolina	1.0	2	2	2	0	0	
3- 6	Kansas State	3.0	2	1	1	1	3	
3-10	UNC Greensboro	^2.0	1	0	0	0	2	S
3-13	Manhattan	^1.0	0	0	0	0	0	
3-16	*Duke	2.0	2	0	0	0	3	
3-17	*Duke	0.0	2	1	1	0	0	
3-23	*Florida State ⁽¹⁾	^0.2	0	0	0	0	0	
3-24	*Florida State	2.0	1	0	0	1	1	W
3-28	*Miami (Fla.)	4.0	2	0	0	0	1	
4- 6	*Notre Dame	0.2	3	0	0	0	1	
4- 7	*Notre Dame	0.0	3	3	3	0	0	
4-12	*NC State	2.0	2	1	0	1	1	
4-16	Charlotte	4.0	2	1	1	0	3	W
4-19	*Pittsburgh	3.1	2	0	0	0	3	W
4-23	Georgia	1.0	2	1	1	1	1	
4-26	*Louisville	0.1	5	6	5	0	1	
4-28	*Louisville	^2.0	1	0	0	1	0	
5- 3	*Georgia Tech ⁽¹⁾	4.2	4	1	1	2	3	W
5- 7	Charlotte	2.0	4	4	4	0	3	
5-11	*Wake Forest	2.2	4	2	2	0	3	L
5-16	*Boston College	1.2	2	1	1	0	1	
5-18	*Boston College	^2.0	0	0	0	1	1	
5-23	+Miami (Fla.)	4.0	4	1	1	1	3	
5-31	\$ High Point	1.0	0	0	0	1	1	
6- 1	\$ Coastal Carolina	1.1	1	1	1	1	1	
6- 8	¶ Florida	0.0	1	3	3	2	0	

#36 MATTHEW MARCHAL, RHP

2024 • ^*SR.

Date	Opponent	IP	H	R	ER	BB	SO	Dec
2-18	Xavier	3.0	1	2	1	3	4	W
2-25	Kennesaw State	2.1	2	2	1	2	5	
3- 2	& South Carolina	^1.1	0	0	0	0	1	W
3- 3	South Carolina	0.1	0	0	0	0	0	
3-10	UNC Greensboro	1.0	2	1	1	0	0	W
3-13	Manhattan	2.0	2	1	1	0	2	
3-17	*Duke	^1.0	2	1	1	0	1	S
3-19	Winthrop	1.2	2	0	0	2	0	W
3-28	*Miami (Fla.)	*4.0	6	1	1	2	3	
4- 5	*Notre Dame	*6.0	4	3	2	1	4	
4-12	*NC State	*3.2	5	5	5	1	4	
4-20	*Pittsburgh ⁽¹⁾	1.0	3	3	3	1	2	
4-26	*Louisville	4.0	3	0	0	1	3	W
5- 3	*Georgia Tech ⁽¹⁾	^2.0	1	0	0	0	3	
5-16	*Boston College	2.0	3	2	2	2	2	
5-23	+Miami (Fla.)	^1.0	2	1	1	0	1	

#31 JACOB McGOVERN, LHP

2024 • FR.

Date	Opponent	IP	H	R	ER	BB	SO	Dec
3-19	Winthrop	1.0	1	0	0	0	3	
3-23	*Florida State ⁽²⁾	^2.0	1	0	0	0	1	W
4-20	*Pittsburgh ⁽¹⁾	2.0	1	0	0	1	2	
4-23	Georgia	1.0	0	0	0	1	1	
5- 5	*Georgia Tech	^1.0	0	0	0	0	1	
5- 7	Charlotte	1.0	2	0	0	0	0	W
5-12	*Wake Forest	1.1	2	3	3	1	3	
5-16	*Boston College	1.1	2	0	0	1	2	
5-24	+Louisville	3.1	1	1	0	1	2	
6- 1	\$ Coastal Carolina	0.1	0	0	0	0	1	W
6- 8	¶ Florida	^4.0	3	1	1	3	4	

#24 TY OLENCHUK, RHP

2021 • FR.

Date	Opponent	IP	H	R	ER	BB	SO	Dec
2-20	Cincinnati	*4.2	2	0	0	0	3	W
2-28	South Carolina	*4.1	4	2	2	0	6	
3- 6	*Notre Dame	*4.0	3	2	2	2	3	L
3-13	*North Carolina	*3.0	7	5	5	1	1	L
3-20	*Virginia Tech	*1.2	3	2	2	1	0	L
4-13	College of Charleston	*4.0	5	4	4	2	2	L
5-21	*Duke	1.0	0	0	0	0	2	
5-26	+Georgia Tech	^0.1	0	0	0	0	1	

2022 • SO.

Date	Opponent	IP	H	R	ER	BB	SO	Dec
2-18	Indiana	2.0	3	0	0	1	0	
2-20	Indiana	1.0	0	0	0	0	1	
2-26	Hartford ⁽¹⁾	3.0	2	0	0	0	3	W
3- 5	& South Carolina	2.0	1	1	1	1	2	
3- 9	# Michigan State	0.1	1	0	0	0	1	
3-15	Georgia State	^1.0	0	0	0	0	3	
3-19	*Miami (Fla.)	^1.0	0	0	0	0	1	
3-20	*Miami (Fla.)	1.0	0	0	0	0	1	
3-23	Winthrop	1.0	0	0	0	0	1	
3-25	*Pittsburgh ⁽¹⁾	2.1	4	4	2	1	2	
3-29	Winthrop	2.0	1	0	0	1	4	W
4- 2	*NC State	^1.0	1	0	0	1	1	
4- 3	*NC State	1.0	1	0	0	0	1	
4- 9	*Notre Dame	3.1	6	4	4	2	0	
4-16	*Wake Forest	^0.1	1	1	1	0	1	
4-17	*Wake Forest	1.0	5	4	4	0	0	
4-23	*Florida State	0.2	0	0	0	0	0	
4-27	Wofford	2.0	2	0	0	0	2	
5- 1	*Louisville	0.1	1	0	0	0	0	
5- 6	*Georgia Tech	^2.0	1	0	0	0	1	
5-17	Coastal Carolina	0.1	4	4	2	1	1	
5-19	*Boston College	1.0	0	0	0	1	0	
5-24	+North Carolina	1.0	0	0	0	0	2	

2023 • JR.

Date	Opponent	IP	H	R	ER	BB	SO	Dec
2-21	Charlotte	1.0	2	0	0	1	0	
2-26	UCF	2.0	3	4	2	1	3	
3- 5	South Carolina	2.0	2	3	2	0	0	
3-10	Georgia State	2.0	1	2	0	1	2	
3-19	*Duke	0.0	2	2	2	0	0	
3-25	*Georgia Tech	^2.0	2	0	0	2	1	
3-28	& College of Charleston	^1.0	1	0	0	0	0	
4- 6	*Florida State	^1.0	1	0	0	0	0	
4-11	Georgia	^1.0	0	0	0	0	1	



LUCAS MAHLSTEDT LED CLEMSON IN APPEARANCES (28) IN 2024.

CAREER INDIVIDUAL GAME-BY-GAME PITCHING STATS



TRISTAN SMITH HAD 66 STRIKEOUTS IN 50.1 INNINGS PITCHED OVER 12 STARTS IN 2024.

4-14	* Notre Dame	^1.0	0	0	0	0	2
4-18	Georgia	1.2	1	0	0	1	4
4-25	Kennesaw State	2.2	3	0	0	1	W
5-10	Coastal Carolina	0.2	1	1	1	1	
5-12	* Virginia Tech	1.0	0	0	0	1	1
5-14	* Virginia Tech	0.1	2	0	0	0	0
5-24	+ Virginia Tech	1.1	6	3	2	0	0
6- 4	\$ Charlotte	*2.0	0	1	1	2	2

2024 • SR.

Date	Opponent	IP	H	R	ER	BB	SO	Dec
2-20	Presbyterian	^1.0	0	0	0	1	2	
2-23	Kennesaw State	^2.0	4	3	3	2	3	
3- 9	UNC Greensboro	0.0	0	1	1	0	0	
3-20	# Presbyterian	0.2	0	0	0	2	2	

#51 ROCCO REID, LHP

2022 • FR.

Date	Opponent	IP	H	R	ER	BB	SO	Dec
2-19	Indiana	1.0	0	0	0	0	1	
2-26	Hartford ⁽¹⁾	^2.0	3	1	1	0	1	
3- 5	& South Carolina	^1.0	1	0	0	0	0	
3-11	Northeastern	^1.0	1	2	2	1	0	
3-18	* Miami (Fla.)	1.0	1	0	0	0	1	
3-20	* Miami (Fla.)	1.0	2	3	3	1	1	
3-23	Winthrop	1.0	0	0	0	0	0	
3-25	* Pittsburgh ⁽²⁾	1.0	1	0	0	1	2	
4-12	# USC Upstate	1.0	0	0	0	0	2	
5- 8	* Georgia Tech	^1.0	2	0	0	1	0	
5-17	Coastal Carolina	1.0	1	1	1	2	0	
5-19	* Boston College	^1.0	1	0	0	0	2	

2023 • SO.

Date	Opponent	IP	H	R	ER	BB	SO	Dec
2-18	Binghamton	0.0	0	0	0	1	0	
2-19	Binghamton	1.0	3	1	1	0	1	
2-25	UCF	0.0	1	2	2	2	0	
2-28	# USC Upstate	2.0	2	0	0	0	2	
3- 4	# South Carolina	0.1	2	4	1	1	1	
3-10	Georgia State	1.1	0	0	0	1	2	
3-19	* Duke	0.0	1	2	2	1	0	L
3-25	* Georgia Tech	2.1	4	4	4	2	2	
4- 1	* Wake Forest	1.2	3	2	2	1	2	
4-11	Georgia	*2.2	3	1	1	2	3	
4-18	Georgia	*1.0	1	2	2	2	1	
5-12	* Virginia Tech	0.2	1	0	0	0	0	
5-16	USC Upstate	1.0	2	0	0	0	2	

5-18	* North Carolina	^0.1	0	0	0	0	1
5-24	+ Virginia Tech	1.2	0	0	0	1	4
6- 4	\$ Charlotte	0.2	1	0	0	0	1

2024 • JR.

Date	Opponent	IP	H	R	ER	BB	SO	Dec
2-16	Xavier	^1.1	1	1	1	2	3	
2-23	Kennesaw State	2.0	2	2	2	0	4	
3- 8	UNC Greensboro	2.1	0	0	0	1	1	W
3-12	Manhattan	*2.2	2	0	0	3	4	
3-15	* Duke	2.1	0	0	0	2	5	
3-23	* Florida State ⁽²⁾	2.0	3	3	3	1	2	
3-30	* Miami (Fla.)	^1.0	0	0	0	0	1	
4- 5	* Notre Dame	0.1	1	0	0	0	0	
4- 7	* Notre Dame	^1.1	0	1	0	1	0	W
4-12	* NC State	1.0	0	3	0	2	1	L
4-16	Charlotte	0.1	0	0	0	0	0	
4-20	* Pittsburgh ⁽²⁾	0.0	0	2	2	2	0	
4-23	Georgia	^0.0	0	0	0	0	0	
5- 7	Charlotte	*3.1	6	6	2	1	4	
5-24	+ Louisville	*1.2	4	4	4	0	1	

#18 TRISTAN SMITH, LHP

2023 • FR.

Date	Opponent	IP	H	R	ER	BB	SO	Dec
2-18	Binghamton	^0.2	1	0	0	0	2	S
2-24	UCF ⁽¹⁾	^0.2	1	0	0	0	1	
2-28	# USC Upstate	*1.0	0	0	0	0	1	
3- 4	# South Carolina	*4.2	2	0	0	3	5	
3-11	Georgia State ⁽¹⁾	*3.1	2	2	2	4	3	
3-18	* Duke ⁽²⁾	*1.1	2	3	3	4	4	
3-25	* Georgia Tech	*1.1	4	6	6	3	2	L
3-28	& College of Charleston	1.0	0	0	0	0	2	
3-30	* Wake Forest	1.2	3	3	3	1	4	
4- 7	* Florida State	2.0	0	0	0	1	2	
4-11	Georgia	1.1	0	0	0	0	3	
4-15	* Notre Dame	1.0	1	0	0	0	1	
4-16	* Notre Dame	1.2	1	0	0	0	2	
4-21	* NC State	1.0	1	1	1	1	1	
4-23	* NC State	^1.0	1	0	0	0	1	S
4-28	* Boston College ⁽¹⁾	0.0	2	0	0	0	0	
5- 6	* Louisville	0.2	0	0	0	1	0	
5-10	Coastal Carolina	*2.0	1	1	1	1	3	
5-13	* Virginia Tech	^0.2	1	0	0	1	0	S
5-14	* Virginia Tech	^0.1	0	0	0	0	1	S
5-19	* North Carolina	1.2	1	0	0	2	4	
5-27	+ North Carolina	1.0	0	0	0	0	0	

5-28	+ Miami (Fla.)	0.1	0	0	0	3	1
6- 3	\$ Tennessee	1.1	0	0	0	0	0

2024 • SO.

Date	Opponent	IP	H	R	ER	BB	SO	Dec
2-17	Xavier	*4.0	1	1	1	2	5	
2-24	Kennesaw State	*4.2	6	4	2	2	6	
3- 2	& South Carolina	*5.0	3	1	1	1	9	
3- 9	UNC Greensboro	*5.0	1	2	2	4	6	W
3-16	* Duke	*6.0	4	2	1	2	10	W
4-19	* Pittsburgh	*2.2	4	4	1	2	4	
4-26	* Louisville	*3.0	2	3	3	4	3	
5- 3	* Georgia Tech ⁽¹⁾	*2.1	5	3	2	3	3	
5-11	* Wake Forest	*4.1	6	4	4	5	5	
5-17	* Boston College	*4.0	4	2	2	4	2	
5-31	\$ High Point	*5.1	6	3	1	0	9	
6- 8	† Florida	*4.0	5	5	5	3	4	L

#26 CASEY TALLENT, RHP

2022 • FR.

Date	Opponent	IP	H	R	ER	BB	SO	Dec
2-19	Indiana	2.1	0	0	0	1	1	
2-25	Hartford	1.0	1	0	0	2	2	
3-11	Northeastern	1.1	1	0	0	0	0	
3-15	Georgia State	1.1	0	0	0	0	2	
3-18	* Miami (Fla.)	1.0	2	2	2	2	1	
3-22	Coastal Carolina	3.0	3	2	2	0	5	
4- 1	* NC State	1.0	0	0	0	0	1	
4- 9	* Notre Dame	1.0	0	0	0	0	2	
4-12	# USC Upstate	2.0	0	0	0	0	3	W
4-17	* Wake Forest	2.2	5	1	1	1	1	
4-20	East Tennessee State	*2.1	3	1	0	1	2	
4-26	Presbyterian	1.1	2	1	1	1	1	
4-29	* Louisville	2.0	1	0	0	1	0	
5- 1	* Louisville	0.2	1	2	1	1	1	
5-17	Coastal Carolina	0.1	2	3	3	2	0	

2023 • SO.

Date	Opponent	IP	H	R	ER	BB	SO	Dec
2-19	Binghamton	1.0	2	0	0	0	0	
2-21	Charlotte	*3.0	2	2	2	2	4	
2-25	UCF	^1.2	0	0	0	1	1	
3- 3	South Carolina	^2.0	2	1	0	1	1	
3- 5	South Carolina	2.0	1	0	0	1	4	
3- 8	Presbyterian	^2.0	3	0	0	0	2	S
3-18	* Duke ⁽²⁾	1.2	2	2	1	0	1	W
4-16	* Notre Dame	0.0	1	1	1	1	0	
4-21	* NC State	1.0	0	0	0	0	1	
4-23	* NC State	1.0	1	0	0	0	0	
5- 7	* Louisville	1.2	2	0	0	0	2	
5-10	Coastal Carolina	0.2	0	0	0	0	1	
5-12	* Virginia Tech	1.2	2	1	1	1	1	
5-14	* Virginia Tech	0.2	1	0	0	1	0	
5-18	* North Carolina	0.2	2	2	2	0	1	
6- 3	\$ Tennessee	0.1	1	1	1	2	0	L

#00 DREW TITSWORTH, RHP

2024 • FR.

Date	Opponent	IP	H	R	ER	BB	SO	Dec
2-16	Xavier	2.2	1	0	0	0	3	
2-25	Kennesaw State	^0.2	1	0	0	0	0	
3- 3	South Carolina	1.1	0	0	0	1	1	W
3-12	Manhattan	1.1	0	0	0	0	1	W
3-15	* Duke	^1.0	0	0	0	0	3	
3-20	# Presbyterian	1.1	1	0	0	0	1	
3-24	* Florida State	0.0	2	3	3	1	0	
3-29	* Miami (Fla.)	1.2	0	0	0	0	2	
4- 5	* Notre Dame	0.2	0	0	0	1	2	W
4- 7	* Notre Dame	0.0	0	2	1	2	0	
4-12	* NC State	0.1	0	1	0	2	0	
4-23	Georgia	1.0	1	0	0	1	1	
4-28	* Louisville	1.2	0	1	0	1	2	W
5- 3	* Georgia Tech ⁽²⁾	0.2	1	1	1	0	1	
5- 7	Charlotte	1.2	3	2	2	0	2	
5-17	* Boston College	^2.0	0	0	0	1	4	
5-24	+ Louisville	1.1	0	0	0	0	3	
6- 1	\$ Coastal Carolina	0.1	0	0	0	1	0	
6- 9	† Florida	0.1	0	0	0	1	0	

* - ACC regular-season game; + - ACC Tournament game; \$ - NCAA Regional game; † - NCAA Super Regional game; # - Greenville, S.C. (Fluor Field); % - North Augusta, S.C.; & - Columbia, S.C. (Segra Park); ^ - due to inclement weather, game was completed on Feb. 25; • - start; ^ - finished game; Note: **Bold** denotes a Clemson home game.

2024 SEASON REVIEW

The 2024 Tigers took another step during their 60-game journey under second-year Head Coach Erik Bakich. For the first time since 2010, Clemson won a regional and advanced to a super regional. The Tigers also hosted a regional for the second year in a row, one of only five schools to do so.

Another highlight of the season was their consistent placement in the polls, as the Tigers, who had a 44-16 record, were ranked in the top 10 of at least one poll in all 18 weeks, a first for the program since 2006, and finished the season ranked as high as No. 9 in the nation, their best final ranking since 2010.

The consistency also showed in terms of series wins, as Clemson won its first eight weekend series to extend its streak from the previous season to 15 regular-season series wins in a row, its longest streak since 2001,02. The Tigers also extended their ACC regular-season series win streak to 11, their longest streak since 1993-95. In all, Clemson won eight of 10 ACC regular-season series, more than any other team.

For the second year in a row, Clemson had a 20-10 ACC regular-season mark, good for first place in the Atlantic Division. Clemson also claimed its first division title since 2018.

A key to its 25 comeback wins was the long ball, as Clemson hit 109 homers, third most in school history. Its 1.8 homers per game were second most in school history and the most since 1962, and the .513 slugging percentage was its highest mark since 2002. That was a big reason it averaged 8.1 runs per game, its highest figure since 2010. Blake Wright and Jimmy Obertop both hit 22 homers to become the first Tiger duo since 2002 to hit 20+ homers in a season. In all, five Tigers hit 10+ homers, a first for the program since 1997.

Three Tigers, Cam Cannarella, Aidan Knaak and Wright, earned All-America honors, a first for the program since 2018. Wright hit .340 with 22 homers, 75 RBIs and 68 runs as the only Tiger to play all 60 games.

He was a semifinalist for the Dick Howser Trophy and Golden Spikes Award. Despite playing most of the season with an injury, Cannarella hit .337 with 11 homers, 60 RBIs and 58 runs.

On the mound, Knaak dazzled, as he was named national freshman pitcher-of-the-year by NCBWA, becoming the second Tiger (Seth Beer, 2016) to earn a national freshman-of-the-year honor. He was 5-1 with a 3.35 ERA, .221 opponents' batting average and 108 strikeouts against only 29 walks in 83.1 innings pitched over 15 starts. He became the fourth Tiger freshman and first Tiger freshman pitcher to earn All-America honors.

Knaak was also a First-Team All-ACC selection to become the first Tiger freshman pitcher so honored since 1997. He led the team in starts on the mound, innings pitched and strikeouts, as his 108 were the most by a Tiger freshman in history. Clemson had a 13-2 record in his 15 starts as well.

Austin Gordon moved to the closer role midway through the season and was dominant, as he had 11 saves, tied for third most in school history.

The difficult schedule began with a three-game sweep of Xavier. That began its outstanding first half, which saw it have records of 4-0, 15-1, 22-2 and 28-3.

A midweek win over Presbyterian, two wins in three games over Kennesaw State and a midweek victory over USC Upstate were next. Against the Spartans, Will Taylor, whose season was cut short due to injury on April 14, tied a Tiger record with three homers.

The Tigers then played No. 12 South Carolina in a rain-shortened series. Clemson won both games by scores of 5-4. Andrew Ciufu's walkoff solo homer in the 12th inning at Segra Park preceded Clemson's win a day later at Doug Kingsmore Stadium. Ciufu, who also made several stellar plays in the first game to save runs, won the Bob Bradley Award as Clemson's series MVP.

Clemson upped its season-long winning streak to 11 with wins over Kansas State (1), UNC Greensboro (3) and Manhattan (2). Tristan Bissetta emerged as an everyday starter by hitting his first two career homers in his first start of the year against UNC Greensboro.

ACC play began at No. 3 Duke on March 15. After a setback in game one, Clemson won 8-7 and 8-6 in 10 innings to claim the series. Tristan Smith totaled 10 strikeouts in Clemson's first win. Obertop hit a home run in each win, while his long homer in extra innings in the series finale gave the Tigers the lead for good. Alden Mathes, who had a 34-game on-base streak from

2024 STARTS BY POSITION

PITCHER

# Player	GS
19 Aidan Knaak	15
18 Tristan Smith	12
39 Ethan Darden	11
30 Billy Barlow	10
56 Austin Gordon	5
36 Matthew Marchal	3
51 Rocco Reid	3
33 Justin LeGuernic	1

CATCHER

# Player	GS
11 Jimmy Obertop	42
9 Jacob Jarrell	17
44 Ty Marshall	1

FIRST BASE

# Player	GS
3 Jack Crighton	21
6 Jacob Hinderleider	21
11 Jimmy Obertop	12
4 Cooper Blauser	5
55 Tryston McCladdie	1

SECOND BASE

# Player	GS
23 Jarren Purify	45
8 Blake Wright	15

SHORTSTOP

# Player	GS
6 Jacob Hinderleider	33
5 Andrew Ciufu	27

THIRD BASE

# Player	GS
8 Blake Wright	45
2 Nolan Nawrocki	11
6 Jacob Hinderleider	4

LEFT FIELD

# Player	GS
16 Will Taylor	32
27 Tristan Bissetta	22
3 Jack Crighton	4
22 Nathan Hall	2

CENTER FIELD

# Player	GS
10 Cam Cannarella	48
17 Alden Mathes	11
22 Nathan Hall	1

RIGHT FIELD

# Player	GS
17 Alden Mathes	48
27 Tristan Bissetta	6
3 Jack Crighton	4
22 Nathan Hall	1
42 Devin Parks	1

DESIGNATED HITTER

# Player	GS
2 Nolan Nawrocki	23
10 Cam Cannarella	10
9 Jacob Jarrell	9
27 Tristan Bissetta	8
4 Cooper Blauser	3
11 Jimmy Obertop	3
23 Jarren Purify	2
3 Jack Crighton	1
55 Tryston McCladdie	1

Note: **Bold** denotes returning player; 42.3 percent of the starts return in 2025.

2024 INDIVIDUAL HONORS

#29 JOE ALLEN • RHP • SO.

- All-ACC Academic selection

#27 TRISTAN BISSETTA • OF • *SO.

- Team Most Improved Award
- Clemson Regional All-Tournament selection
- All-ACC Academic selection

#10 CAM CANNARELLA • OF • SO.

- Bobby Bragan National Collegiate Slugger Award Watch List
- Third-team All-American by NCBWA
- Third-Team All-ACC selection
- USA Collegiate National Team Training Camp invitee
- Team Inspiration Award
- Brandon Streeter Award
- Clemson Regional All-Tournament selection
- ACC Player-of-the-Week (4-29)

#5 ANDREW CIUFU • INF • ^**JR.

- Bob Bradley Award winner (team MVP of South Carolina series)

#20 NICK CLAYTON • RHP • ^*SR.

- NCBWA Stopper-of-the-Year Watch List
- All-ACC Academic selection

#3 JACK CRIGHTON • OF/INF • SO.

- Clemson Regional All-Tournament selection
- All-ACC Academic selection

#15 REED GARRIS • RHP • JR.

- NCBWA Stopper-of-the-Year Watch List
- All-ACC Academic selection

#56 AUSTIN GORDON • RHP • JR.

- Stowe Award (team most valuable pitcher)
- All-ACC Academic selection

#6 JACOB HINDERLEIDER • INF • ^*SR.

- Team Co-Defensive MVP Award
- Clemson Regional MVP
- Clemson Regional All-Tournament selection
- All-ACC Academic selection

#48 ROB HUGHES • RHP • ^**SR.

- All-ACC Academic selection

#19 AIDAN KNAAK • RHP • FR.

- National Freshman Pitcher-of-the-Year by NCBWA
- Third-team All-American by Baseball America
- Third-team All-American by D1Baseball
- Third-team All-American by NCBWA
- First-team freshman All-American by Baseball America
- First-team freshman All-American by D1Baseball
- First-team freshman All-American by NCBWA
- First-team freshman All-American by Perfect Game
- Second-team All-Atlantic Region by ABCA

- First-Team All-ACC selection
- All-ACC Freshman selection
- USA Collegiate National Team Training Camp invitee
- Team Newcomer Award
- ACC Co-Pitcher-of-the-Week (4-8)
- ACC Pitcher-of-the-Week (4-15)
- All-ACC Academic selection

#47 LUCAS MAHLSTEDT • RHP • JR.

- Academic All-District by CSC
- All-ACC Academic selection

#36 MATTHEW MARCHAL • RHP • ^*SR.

- Tiger Baseball Award (leadership)
- All-ACC Academic selection

#17 ALDEN MATHES • OF • ^*SR.

- Team Co-Defensive MVP Award
- Academic All-District by CSC
- All-ACC Academic selection

#2 NOLAN NAWROCKI • INF • *FR.

- All-ACC Academic selection

#11 JIMMY OBERTOP • C/INF • ^*SR.

- Team Offensive MVP Award
- Academic All-District by CSC
- All-ACC Academic selection

#24 TY OLENCHUK • RHP • SR.

- Team Teammate & Service Award

#18 TRISTAN SMITH • LHP • SO.

- Clemson Regional All-Tournament selection

#16 WILL TAYLOR • OF • JR.

- All-ACC Academic selection

#00 DREW TITSWORTH • RHP • FR.

- All-ACC Academic selection

#8 BLAKE WRIGHT • INF • SR.

- Dick Howser Trophy Semifinalist
- Golden Spikes Award Semifinalist
- Third-team All-American by ABCA
- First-team All-Atlantic Region by ABCA
- Second-Team All-ACC selection
- Mitchell Award (team most valuable player)
- Strength & conditioning All-American by NSCA
- National player-of-the-week by D1Baseball (3-25)
- National co-player-of-the-week by Perfect Game (3-26)
- National hitter-of-the-week by NCBWA (3-26)
- ACC Player-of-the-Week (3-25)
- ACC Player-of-the-Week (5-6)
- All-ACC Academic selection



2024 SEASON REVIEW

2024 FINAL POLLS

BA	D1	NCBA	PG	USA	School	W-L
1	1	1	1	1	Tennessee	60-13
2	2	2	2	2	Texas A&M	53-15
3	3	4	5	3	Kentucky	46-16
5	4	3	3	4	Florida State	49-17
4	5	6	6	5	North Carolina	48-16
6	8	5	4	6	Florida	36-30
8	7	7	8	7	Virginia	46-17
7	6	8	7	8	NC State	38-23
11	9	9	9	9	Clemson	44-16
10	11	11	10	10	Georgia	43-17
9	10	10	12	11	Oregon State	45-16
15	17	18	18	12	Arkansas	44-16
12	12	12	14	13	Oregon	40-20
18	21	19	22	14	Oklahoma State	42-19
19	18	20	23	15	Oklahoma	40-21
16	20	17	24	16	East Carolina	46-17
13	13	13	15	17	West Virginia	36-24
24	24	24	20	18	Duke	40-20
14	15	14	16	19	UConn	35-26
17	22	23	---	20	Mississippi State	40-23
22	14	16	13	21	Kansas State	35-26
20	19	22	19	22	UC Santa Barbara	44-14
23	16	15	11	23	Evansville	39-26
---	---	25	---	24	LSU	43-23
25	23	21	---	25	UC Irvine	45-14
21	25	---	17	---	Arizona	36-23
---	---	---	21	---	San Diego	41-15
---	---	---	25	---	Southern Mississippi	43-20

March to May, also flashed his glove in the series with a spectacular catch while crashing into the wall.

Clemson downed Winthrop at home and Presbyterian at Fluor Field, as Wright tied a school record with three homers against the Blue Hose. It was one of 10 games in a row that Wright had at least one run, hit and RBI.

The Tigers then swept No. 7 Florida State, which entered with a 19-0 season record, at home in one of the most memorable series in program history. Clemson rallied from deficits of four runs, seven runs and nine runs in the games, respectively. In the second game, the Seminoles led 8-1 in the ninth inning, but 11 of the 12 Tigers reached base and Clemson won 9-8. Wright's grand slam tied the score, then Jacob Hinderleider hit a walkoff single. In the series finale, Florida State led 11-2 until the Tigers scored five runs in the sixth inning and six runs in the seventh inning, which included another grand slam by Wright, to take the lead. It was Clemson's first sweep of the Seminoles since 2015.

For his efforts, Wright was named national and ACC Player-of-the-Week. In five games, he was 13-for-22 (591) with six homers, 21 RBIs and 10 runs.

Clemson won another road series, this time at Miami (Fla.), followed by a midweek win over USC Upstate at

Fluor Field and a three-game sweep at Notre Dame. In the series finale at Miami, Knaak pitched 7.0 scoreless innings of two-hit ball with 10 strikeouts. In the opener at Notre Dame, Clemson trailed 3-1 in the eighth inning before rallying for a 7-3 win, then the Tigers won two one-run games to up their season record to 28-3.

The Tigers faced their first adversity of the season by losing their next three games, one loss to USC Upstate and two losses at home to NC State to snap their series-win streak. Knaak tossed 8.0 scoreless innings of two-hit ball with 10 strikeouts in the Tigers' lone win to earn ACC Pitcher-of-the-Week honors for the second week in a row. He retired the first 14 batters of the game and faced just two batters over the minimum.

Clemson rebounded with a midweek win over Charlotte and two wins over Pittsburgh. Obertop hit five homers in the Pittsburgh series, including three homers in the series finale to tie the school record.

After a 4-3 setback in 15 innings at No. 17 Georgia, Clemson defeated Louisville twice in three games on the road. In the series opener, Clemson trailed 11-4 in the fifth inning and 11-8 in the ninth inning before rallying for a 12-11 win. It marked the first time in Tiger history that an opponent scored 10 runs in an inning (fourth) and Clemson still won the game. During that series, Clemson began a streak of a school-record 14 consecutive games with a homer.

Following final exams, Clemson downed Georgia Tech twice at home, then the Tigers scored four runs in the ninth inning to defeat Charlotte at Truist Field. Jack Crighton's two-out triple scored the tying run, then Jacob Jarrell hit a two-run double to put Clemson ahead.

The Tigers suffered a three-game sweep at No. 12 Wake Forest, but they bounced back to sweep Boston College at home to conclude the regular season. Knaak pitched 6.0 scoreless innings with 11 strikeouts against no walks in the series finale.

Clemson went 1-1 in the ACC Tournament at Charlotte, N.C. In their win, the Tigers trailed Louisville 6-0 in the fourth inning and 7-4 in the eighth inning before rallying for an 8-7 win.

The Tigers swept through the Clemson Regional with a 3-0 record, wins over High Point (1) and Coastal Carolina (2). Bissetta hit a walkoff single against High Point, then Cannarella hit a sacrifice fly in the ninth inning against the Chanticleers, while Hinderleider went 5-for-5 in that crucial win. The Tigers won the regional with a 12-5 victory over Coastal Carolina. Hinderleider was named Clemson Regional MVP by going 9-for-15.

The Tigers hosted No. 13 Florida in the Clemson Super Regional, and the Gators came out on top by scores of 10-7 and 11-10 in 13 innings. In the second game, Cannarella hit a dramatic three-run homer in the ninth

inning to tie the score, then he made an incredible over-the-shoulder catch in the 10th inning to extend the game. Mathes hit a solo homer in the top of the 13th inning to give Clemson the lead, but the Gators scored two runs in the bottom of the 13th inning.

2024 ALL-ACC TEAM

FIRST TEAM

Pos.	Player	Team
C	Jacob Cozart	NC State
1B	Nick Kurtz	Wake Forest
2B	Zac Morris	Duke
SS	Griff O'Ferrall	Virginia
3B	Ben Miller	Duke
OF	Drew Burress	Georgia Tech
OF	Casey Cook	North Carolina
OF	Vance Honeycutt	North Carolina
OF	James Tibbs III	Florida State
DH/UT	Ethan Anderson	Virginia
SP	Jamie Arnold	Florida State
SP	Chase Burns	Wake Forest
SP	Aidan Knaak	Clemson
SP	Jonathan Santucci	Duke
SP	Gage Ziehl	Miami (Fla.)
RP	Charlie Beilenson	Duke

SECOND TEAM

Pos.	Player	Team
C	Jacob Ference	Virginia
C	Alex Stone	Duke
1B	Parks Harber	North Carolina
2B	Blake Wright	Clemson
SS	Payton Green	Georgia Tech
3B	Daniel Cuvet	Miami (Fla.)
3B	Alec Makarewicz	NC State
3B	Cam Smith	Florida State
OF	Harrison Didawick	Virginia
OF	Casey Saucke	Virginia
OF	Ben Watson	Virginia Tech
DH/UT	Matthew Ellis	Georgia Tech
SP	Jason DeCaro	North Carolina
SP	Shea Sprague	North Carolina
SP	Evan Webster	Louisville
RP	Phil Fox	Pittsburgh

THIRD TEAM

Pos.	Player	Team
C	Luke Stevenson	North Carolina
1B	Garrett Pennington	NC State
2B	Henry Godbout	Virginia
SS	Marek Houston	Wake Forest
SS	Gavin Kilen	Louisville
3B	Seaver King	Wake Forest
OF	Cam Cannarella	Clemson
OF	Chris Cannizzaro	Virginia Tech
OF	Jaime Ferrer	Florida State
OF	AJ Gracia	Duke
DH/UT	Marco Dinges	Florida State
SP	Evan Blanco	Virginia
SP	Sam Highfill	NC State
SP	Brett Renfrow	Virginia Tech
SP	John West	Boston College
RP	Matthew Matthijs	North Carolina
RP	Dalton Pence	North Carolina

ALL-FRESHMAN TEAM

Player	Pos.	Team
Aidan Knaak	SP	Clemson
AJ Gracia	OF	Duke
Kyle Johnson	OF/SP	Duke
Drew Burress	OF	Georgia Tech
Zion Rose	C	Louisville
Daniel Cuvet	3B	Miami (Fla.)
Jacob Dudan	RP	NC State
Jason DeCaro	SP	North Carolina
Gavin Gallaher	3B	North Carolina
Luke Stevenson	C	North Carolina
Eric Becker	INF	Virginia
Henry Ford	1B	Virginia
Brett Renfrow	SP	Virginia Tech

Player-of-the-Year	James Tibbs III	Florida State
Pitcher-of-the-Year	Chase Burns	Wake Forest
Defensive Player-of-the-Year	Vance Honeycutt	North Carolina
Freshman-of-the-Year	Drew Burress	Georgia Tech
Coach-of-the-Year	Scott Forbes	North Carolina

2024 ACC STANDINGS

ATLANTIC DIVISION

Rk	Team	ACC					Overall				
		W	L	Win %	Home	Away	W	L	Win %	Home	Away
1. * Clemson	20	10	.667	11-4	9-6	44	16	.733	30-8	10-7	4-1
2. * NC State	18	11	.621	13-2	5-9	38	23	.623	28-7	9-12	1-4
3. * Florida State	17	12	.586	11-3	6-9	49	17	.742	32-4	8-10	9-3
4. Louisville	16	14	.533	9-6	7-8	32	24	.571	25-10	7-10	0-4
5. * Wake Forest	15	15	.500	8-7	7-8	38	22	.633	25-7	10-11	3-4
6. Notre Dame	9	21	.300	9-6	0-15	27	25	.519	16-8	11-17	0-0
7. Boston College	8	22	.267	3-12	5-10	22	31	.415	7-18	12-12	3-1

COASTAL DIVISION

Rk	Team	ACC					Overall				
		W	L	Win %	Home	Away	W	L	Win %	Home	Away
1. * North Carolina	22	8	.733	14-1	8-7	48	16	.750	37-3	9-8	2-5
2. * Virginia	18	12	.600	9-6	9-6	46	17	.730	31-7	11-7	4-3
3. * Duke^	16	14	.533	8-7	8-7	40	20	.667	22-10	11-8	7-2
4. * Georgia Tech	15	15	.500	9-6	6-9	33	25	.569	22-9	9-11	2-5
5. Virginia Tech	14	16	.467	7-8	7-8	32	22	.593	22-9	10-11	0-2
6. Miami (Fla.)	11	19	.367	7-8	4-11	27	30	.474	19-16	6-13	2-1
7. Pittsburgh	10	20	.333	5-10	5-10	26	29	.473	12-13	7-13	7-3

* - NCAA Tournament participant; ^ - ACC Tournament champion

2024 SENIORS & PRO SIGNEES

#20 NICK CLAYTON

RHP • R-R • 6-5 • 205 • 5VL

York, S.C. • York Comprehensive HS

Senior righthander who was one of Clemson's top relievers in 2020 and 2021 ... was a weekend starter during the first half of 2022, but was back in the bullpen in 2023 with his new delivery from the side as one of the team's top relievers; started working on his new delivery in February 2023 ... two-time All-ACC Academic selection ... three-time ACC Academic Honor Roll member ... in 146.2 innings pitched over 75 appearances (10 starts) and five seasons, he had a 17-3 record, one save and a 4.36 ERA while allowing 135 hits (.244 opponents' batting average) and 71 walks with 147 strikeouts ... tied for sixth in Tiger history in winning percentage (85.0).

2024: Team co-captain ... NCBWA Stopper-of-the-Year Award Watch List member ... All-ACC Academic selection ... ACC Academic Honor Roll member ... had a 2-0 record and 6.64 ERA in 15 relief appearances ... in 20.1 innings pitched, he allowed 21 hits (.266 opponents' batting average) and 13 walks with 23 strikeouts ... did not allow a steal ... held opponents to .095 with two outs, 0-for-15 with runners on base and two outs and 0-for-10 with runners in scoring position and two outs ... in 5.1 innings pitched after the eighth inning, he allowed two hits and no runs with six strikeouts ... in 8.0 innings pitched over three relief appearances in night games, he allowed three hits (.120 opponents' batting average) and no runs with seven strikeouts ... pitched 3.0 innings in relief, allowing one hit and no runs with three strikeouts to earn the win at Miami (Fla.) on March 29.

2023: Won the Stowe Award, given to the team's most valuable pitcher ... All-ACC Academic selection ... ACC Academic Honor Roll member ... had an 8-0 record and a 3.17 ERA in 24 relief appearances ... in 48.1 innings pitched, he allowed 35 hits (.207 opponents' batting average) and 27 walks with 53 strikeouts ... tied for sixth in Tiger history in wins without a loss ... tied for fourth in the ACC in wins ... tied for the team lead in wins ... his eight wins were the most without a loss in a season by a Tiger since 2006 ... only allowed nine extra-base hits ... held opponents to .143 with runners on base, .121 with runners in scoring position and 0-for-9 with five strikeouts with the bases loaded ... had 62 groundball outs compared to 23 flyball outs ... had a 5-0 record, 2.84 ERA, .198 opponents' batting average and 36 strikeouts in 31.2 innings pitched over 13 relief appearances in ACC regular-season games ... pitched 3.0 perfect innings in relief with four strikeouts to earn the win against Winthrop on March 21 ... pitched 2.0 innings in relief with four strikeouts to earn the win against Lipscomb in the Clemson Regional on June 2.

2022: ACC Academic Honor Roll member ... had an 0-1 record and a 5.97 ERA in 12 appearances (nine starts) ... in 31.2 innings pitched, he allowed 40 hits (.301 opponents' batting average) and 15 walks with 23 strikeouts.

2021: Had a 6-2 record and a 4.30 ERA in 18 appearances (one start) ... in 37.2 innings pitched, he allowed 35 hits (.241 opponents' batting average) and 12 walks with 40 strikeouts ... tied for ninth in the ACC in wins ... led the team in wins ... pitched 4.0 innings in relief, allowing two hits and no runs with four strikeouts to earn the win at NC State on April 2.

2020: Received a redshirt from the NCAA due to the season's suspension on March 12 and cancellation due to a coronavirus (COVID-19) pandemic ... had a 1-0 record, one save and an 0.00 ERA in six relief appearances ... in 8.2 innings pitched, he allowed four hits (.143 opponents' batting average), no homers and four walks with eight strikeouts ... did not allow a steal in four attempts ... did not allow an extra-base hit ... held opponents to 1-for-15 (.067) with runners on base, 1-for-10 with runners in scoring position and 0-for-9 with two outs ... pitched 2.0 innings in relief, allowing one hit and no runs with two strikeouts to record the save against Liberty on Feb. 15; was his first career appearance.

Before Clemson: All-state selection ... region pitcher-of-the-year ... team MVP ... lettered four times in baseball at York Comprehensive High School, where he was coached by Eddie Tisdale and Tripper Crisson.

Personal: His cousins, Chad and Drew, played baseball at USC Lancaster ... graduated May 11, 2023 with a degree in parks, recreation & tourism management ... earned a certificate on May 9, 2024 in athletic leadership in education ... born Nicholas Bryant Clayton on April 10, 2001 in York, S.C.

CLAYTON'S OVERALL STATS

Year	ERA	W-L	G-S	SV	IP	H	R	ER	BB	SO
2020	0.00	1-0	6-0	1	8.2	4	1	0	4	8
2021	4.30	6-2	18-1	0	37.2	35	21	18	12	40
2022	5.97	0-1	12-9	0	31.2	40	25	21	15	23
2023	3.17	8-0	24-0	0	48.1	35	17	17	27	53
2024	6.64	2-0	15-0	0	20.1	21	15	15	13	23
Totals	4.36	17-3	75-10	1	146.2	135	79	71	71	147

#32 NICK COUCH

C/OF • R-R • 5-10 • 180 • S Q

Greenville, S.C. • Spartanburg Methodist College

Catcher and outfielder who was in his second season in the program in 2024.

2024: Did not appear in a game.

2023: Redshirted as a member of the developmental squad.

Before Clemson: Was 3-for-10 (.300) with two doubles, five RBIs and four runs in eight games over two seasons (2020,21) at Spartanburg Methodist College under Head Coach Tim Wallace ... lettered two times in baseball at J.L. Mann High School, where he was coached by Brian Simpson.

Personal: His father, Bobby, played football at Wofford from 1985-89 and was an IPTAY senior associate director (2005-22) ... majoring in marketing ... born Nicholas Roper Couch on June 28, 2001 in Greenville, S.C.

#56 AUSTIN GORDON

RHP • R-R • 6-5 • 200 • 3VL

Myrtle Beach, S.C. • Myrtle Beach HS

Righthander who saw limited action in the first half of the 2022 season, but became one of the team's top relievers late in the season ... started the 2024 season in the weekend rotation, but became the closer in late March ... in 151.1 innings pitched over 55 appearances (21 starts) and three seasons, he had a 5-6 record, 13 saves and a 4.64 ERA while allowing 135 hits (.235 opponents' batting average) and 49 walks with 160 strikeouts (3.27 strikeout-to-walk ratio).

2024: Drafted in the fourth round (No. 110 overall pick) by the Los Angeles Angels and signed in July ... won the Stowe Award, given to the team's most valuable pitcher ... All-ACC Academic selection ... ACC Academic Honor Roll member ... had a 2-2 record, 11 saves and a 4.35 ERA in 22 appearances (five starts) ... in 39.1 innings pitched, he allowed 33 hits (.223 opponents' batting average) and 18 walks with 53 strikeouts ... tied for third in Tiger history in saves ... tied for sixth in the nation in saves ... second in the ACC in saves and tied for seventh in games finished on the mound (15) ... led the team in saves and games finished on the mound ... in 24.2 innings pitched over 17 relief appearances, he had a 2.19 ERA, .131 opponents' batting average and 35 strikeouts against nine walks ... in 18.0 innings pitched after the eighth inning, he allowed seven hits (.119 opponents' batting average) and three earned runs (1.50 ERA) with 21 strikeouts ... was 2-0 with four saves, a 1.59 ERA, an .081 opponents' batting average and 17 strikeouts against four walks in his last seven outings ... in 8.1 innings pitched over four relief appearances in NCAA Tournament games, he was 1-0 with two saves and allowed two hits (.074 opponents' batting average), two runs (2.16 ERA) and three walks with 14 strikeouts ... retired all three batters he faced in relief to earn the win against High Point in the Clemson Regional on May

31 ... pitched a perfect ninth inning with two strikeouts to record the save against Coastal Carolina in the Clemson Regional on June 1 ... pitched 1.1 perfect innings in relief with two strikeouts to record the save against Coastal Carolina in the Clemson Regional on June 2.

2023: Had a 2-4 record and 4.61 ERA in 16 starts ... in 84.0 innings pitched, he allowed 77 hits (.243 opponents' batting average) and 22 walks with 76 strikeouts ... tied for fifth in the ACC in pitching starts, sixth in innings pitched, sixth in walks per nine innings pitched (2.36), 10th in opponents' batting average and 10th in hits per nine innings pitched (8.25) ... led the team in starts and innings pitched ... held opponents to .143 with two outs ... pitched 4.2 innings in a starting role, allowing three hits, no runs and no walks with two strikeouts against No. 23 South Carolina on March 3 ... pitched 6.1 innings in a starting role, allowing four hits, no earned runs and no walks with four strikeouts to earn the win against Notre Dame on April 15 ... pitched 6.0 innings in a starting role, allowing one hit, no runs and one walk with five strikeouts against No. 22 Louisville on May 6 ... pitched 6.0 innings in a starting role, allowing two hits and no runs with three strikeouts to earn the win against No. 19 Boston College in the ACC Tournament on May 26 ... invited to try out during the USA Collegiate National Team Training Camp in June.

2022: Had a 1-0 record, two saves and a 5.14 ERA in 17 relief appearances ... in 28.0 innings pitched, he allowed 25 hits (.229 opponents' batting average) and nine walks with 31 strikeouts ... was 1-0 with two saves, a 3.44 ERA, .203 opponents' batting average and 22 strikeouts against two walks in 18.1 innings pitched over 10 relief appearances in ACC regular-season games ... held lefthanded batters to .158 ... had a 3.00 ERA, .189 opponents' batting average and 26 strikeouts against six walks after the fifth inning ... pitched 3.0 innings in relief, allowing one hit, no runs and no walks with four strikeouts to record his first career save in the first game of a doubleheader at No. 9 Virginia on May 15 ... pitched 3.1 perfect innings in relief with seven strikeouts to record the save against Boston College on May 20.

Before Clemson: North-South All-Star Game selection ... lettered five times in baseball at Myrtle Beach High School, where he was coached by Tim Christy.

Personal: Majoring in sports communication ... born Austin Michael Gordon on June 14, 2003 in Myrtle Beach, S.C.

GORDON'S OVERALL STATS

Year	ERA	W-L	G-S	SV	IP	H	R	ER	BB	SO
2022	5.14	1-0	17-0	2	28.0	25	19	16	9	31
2023	4.61	2-4	16-16	0	84.0	77	45	43	22	76
2024	4.35	2-2	22-5	11	39.1	33	22	19	18	53
Totals	4.64	5-6	55-21	13	151.1	135	86	78	49	160

#6 JACOB HINDERLEIDER

INF • R-R • 6-1 • 210 • 1VL

Kaneohe, Hawaii • Davidson College

Transfer who was the starter at first base (despite never having played there before) during the first half of the 2024 season, but became the starting shortstop with the season-ending injury to Andrew Ciuffo ... a career .291 hitter with a .516 slugging percentage and .369 on-base percentage in 229 games (221 starts) over five seasons, including four at Davidson and one at Clemson ... had 60 doubles, six triples, 38 homers, 193 RBIs, 159 runs, 97 walks, 13 hit-by-pitches and 24 steals.

2024: Signed a free-agent contract with the Colorado Rockies in November ... co-winner of the team's Defensive MVP Award ... All-ACC Academic selection ... ACC Academic Honor Roll member ... hit .336 with 44 runs, 17 doubles, a triple, 13 homers, 60 RBIs, a .580 slugging percentage, .407 on-base percentage, 25 walks, five hit-by-pitches and nine steals in 59 games (58 starts, including 33 at shortstop, 21 at first base and four at third base) ... led the team in doubles ... hit .341 with eight homers, nine doubles, 34 RBIs, 24 runs and a .411



2024 SENIORS & PRO SIGNEES

on-base percentage in 30 ACC regular-season games ... had 25 multiple-hit games and 18 multiple-RBI games ... hit .426 with eight doubles, a triple, seven homers, 24 RBIs and an .882 slugging percentage against lefthanders ... hit a team-high .457 with three doubles, a homer, six RBIs and eight runs in seven postseason games ... hit a team-high .500 with three doubles, five RBIs and five runs in five NCAA Tournament games ... had an 11-game hitting streak from March to April ... had a 14-game hitting streak from April to May ... Clemson Regional MVP and All-Tournament selection by going 9-for-15 (.600) with two doubles, three RBIs, three runs and a walk in three games ... hit two homers and had a walk against Kennesaw State on Feb. 24; his leadoff homer in the eighth inning tied the score ... went 3-for-5 with a homer, double and four RBIs in the second game of a doubleheader against No. 7 Florida State on March 23; hit a three-run homer in the ninth inning, then hit a walkoff single later in the frame ... went 1-for-4 with a double, run and 10 assists without committing an error; it was the most assists by a Tiger since 2007 ... went 3-for-4 with a homer, double, six RBIs, two runs and a walk at Louisville on April 28 ... went 5-for-5 with a double and run against Coastal Carolina in the Clemson Regional on June 1; the five hits were a team season high; tied a school record and became the fifth Tiger to total five hits in an NCAA Tournament game ... went 3-for-5 with a double, three RBIs, a run and walk against Coastal Carolina in the Clemson Regional on June 2.

Before Clemson: Member of the Davidson team from 2020-23 ... hit .273 with 115 runs, 43 doubles, five triples, 25 homers, 133 RBIs, a .490 slugging percentage, .354 on-base percentage and 15 steals in 170 games (163 starts) in his career at Davidson, where he was coached by Rucker Taylor ... lettered two times in baseball and one time in football at Iolani School, where he was coached by Kurt Miyahira.

Personal: Graduated Dec. 19, 2024 with a degree in data science & analytics ... born Jacob Aaron Hinderleider on May 16, 2001 in Honolulu, Hawaii.

HINDERLEIDER'S OVERALL STATS

Year	AVG	G-S	AB	R	H	2B	3B	HR	RBI	OB%	SB
2020*	.149	16-16	47	7	7	4	1	0	8	.241	2-3
2021*	.212	50-47	151	17	32	8	1	6	26	.275	2-3
2022*	.336	56-56	211	55	71	16	3	12	56	.445	6-9
2023*	.282	48-44	181	36	51	15	0	7	43	.335	5-7
2024	.336	59-58	238	44	80	17	1	13	60	.407	9-10
Totals	.291	229-221	828	159	241	60	6	38	193	.369	24-32

* - Davidson

#48 ROB HUGHES

RHP • R-R • 6-2 • 235 • 3VL

Rock Hill, S.C. • Furman University

Righthander who missed all of 2022 and the first half of 2023 due to injury, but became one of the team's top relievers late in the 2023 season ... three-time ACC Academic Honor Roll member ... transfer from Furman, which discontinued its program after the 2020 season ... played his sixth college season in 2024 ... in 119.2 innings pitched over 69 appearances (eight starts) and five active seasons, including two at Furman and three at Clemson, he had a 9-5 record, eight saves and a 4.36 ERA while allowing 110 hits (.246 opponents' batting average) and 57 walks with 110 strikeouts.

2024: Team co-captain ... All-ACC Academic selection ... ACC Academic Honor Roll member ... had a 1-1 record, three saves and a 9.53 ERA in 13 relief appearances ... in 11.1 innings pitched, he allowed 14 hits (.318 opponents' batting average) and eight walks with 12 strikeouts ... pitched 1.2 hitless and scoreless innings in relief with two strikeouts against No. 12 South Carolina at Columbia, S.C. (Segra Park) on March 2.

2023: Had an 0-1 record, two saves and a 1.56 ERA in 12 relief appearances ... in 17.1 innings pitched, he allowed 12 hits (.200 opponents' batting average) and three walks with 21 strikeouts ... did not allow a steal ... did not allow any of his eight inherited baserunners

to score ... pitched 1.1 innings in relief, allowing one hit, no runs and no walks with three strikeouts against No. 9 Tennessee in the Clemson Regional on June 3.

2022: Redshirted ... ACC Academic Honor Roll member ... suffered an arm injury and missed the season.

2021: ACC Academic Honor Roll member ... had a 1-0 record and a 4.24 ERA in 17 appearances (one start) ... in 23.1 innings pitched, he allowed 20 hits (.222 opponents' batting average) and 12 walks with 23 strikeouts.

Before Clemson: Was 7-3 with three saves, a 4.26 ERA, .253 opponents' batting average and 54 strikeouts against 34 walks in 67.2 innings pitched over 27 appearances (seven starts) in two seasons (2019,20) at Furman, where he was coached by Brett Harker ... lettered multiple times in baseball at Northwestern High School, where he was coached by Mitch Walters.

Personal: His father, John, played golf at North Carolina (1981-84), where he was a two-time All-American and ACC Player-of-the-Year ... graduated May 11, 2023 with a degree in computer science ... earned a certificate on May 9, 2024 in athletic leadership in education ... born Robert Bryan Hughes on Jan. 7, 2001 in Gastonia, N.C.

HUGHES' OVERALL STATS

Year	ERA	W-L	G-S	SV	IP	H	R	ER	BB	SO
2019*	4.43	5-2	21-4	2	44.2	46	26	22	23	37
2020*	3.91	2-1	6-3	1	23.0	18	12	10	11	17
2021	4.24	1-0	17-1	0	23.1	20	14	11	12	23
2023	1.56	0-1	12-0	2	17.1	12	4	3	3	21
2024	9.53	1-1	13-0	3	11.1	14	12	12	8	12
Totals	4.36	9-5	69-8	8	119.2	110	68	58	57	110

* - Furman

#36 MATTHEW MARCHAL

RHP • R-R • 6-3 • 205 • 1VL

Greenville, S.C. • Wofford College

Righthander who was a starter and reliever in 2024 ... in 263.1 innings pitched over 77 appearances (40 starts) and five seasons, including one at Furman, three at Wofford and one at Clemson, he had a 27-10 record, four saves and a 4.24 ERA while allowing 269 hits (.266 opponents' batting average) and 63 walks with 270 strikeouts.

2024: Won the Tiger Baseball Award, given to the team's best leader ... All-ACC Academic selection ... ACC Academic Honor Roll member ... had a 5-0 record, one save and a 4.71 ERA in 16 appearances (three starts) ... in 36.1 innings pitched, he allowed 38 hits (.271 opponents' batting average) and 15 walks with 35 strikeouts ... pitched 1.1 perfect innings in relief with one strikeout to earn the win against No. 12 South Carolina at Columbia, S.C. (Segra Park) on March 2 ... pitched 4.0 innings in relief, allowing three hits, no runs and one walk with three strikeouts to earn the win at Louisville on April 26.

Before Clemson: Member of the Wofford team for three seasons (2021-23) and Furman team for one season (2020) ... was 22-10 with three saves, a 4.16 ERA, .254 opponents' batting average and 235 strikeouts against 48 walks in 227.0 innings pitched over 61 appearances (37 starts) in his four combined seasons at Furman and Wofford ... was coached by Brett Harker at Furman and by Todd Interdonato at Wofford ... lettered three times in baseball and two times in basketball at St. Joseph's Catholic School, where he was coached by George Turmon.

Personal: His father, Doug, played baseball at Clemson (1985-87); was 6-3 with five saves, a 5.88 ERA and 35 strikeouts in 67.1 innings pitched over 33 appearances (seven starts) in his career ... his second cousin, Ryan Ammons, played baseball at Clemson (2020-23) ... graduated Dec. 19, 2024 with a degree in athletic leadership ... born Matthew Douglas Marchal on Dec. 7, 2000 in Piedmont, S.C.

MARCHAL'S OVERALL STATS

Year	ERA	W-L	G-S	SV	IP	H	R	ER	BB	SO
2020*	6.30	2-2	6-1	0	10.0	14	13	7	5	8
2021^	6.23	2-2	17-0	2	39.0	50	30	27	9	41
2022^	2.52	7-2	18-17	0	85.2	75	32	24	12	93
2023^	4.58	11-4	20-19	1	92.1	92	56	47	22	93
2024	4.71	5-0	16-3	1	36.1	38	22	19	15	35
Totals	4.24	27-10	77-40	4	263.1	269	153	124	63	270

* - Furman; ^ - Wofford

#17 ALDEN MATHES

OF • L-L • 6-0 • 200 • 1VL

Broomall, Pa. • University of Richmond

Outfielder who was Clemson's leadoff batter during the second half of the 2024 season and one of the team's best defensive outfielders ... a career .316 hitter with a .518 slugging percentage and .420 on-base percentage in 207 games (198 starts) over five seasons, including four at Richmond and one at Clemson ... had 48 doubles, eight triples, 31 homers, 150 RBIs, 206 runs, 106 walks, 39 hit-by-pitches and 25 steals ... in 94.0 innings pitched over 30 appearances (nine starts) and four seasons at Richmond, he had a 5-5 record, five saves and a 4.60 ERA while allowing 79 hits (.221 opponents' batting average) and 45 walks with 125 strikeouts.

2024: Co-winner of the team's Defensive MVP Award ... Academic All-District by CSC ... All-ACC Academic selection ... ACC Academic Honor Roll member ... hit .308 with 64 runs, 12 doubles, a triple, 10 homers, 33 RBIs, a .504 slugging percentage, .445 on-base percentage, 42 walks, 15 hit-by-pitches and five steals in 59 games (59 starts, including 48 in right field and 11 in center field) ... tied for fifth in Tiger history in hit-by-pitches ... tied for seventh in the ACC in hit-by-pitches ... led the team in hit-by-pitches and outfield assists (8), as only one involved a relay throw ... had 20 multiple-hit games ... had a 34-game on-base streak from March to May ... had a 10-game hitting streak from April to May ... reached base in all 30 ACC regular-season games ... went 1-for-2 with a grand slam in his first plate appearance as a Tiger, two runs and three walks against Xavier on Feb. 16 ... hit two homers against Presbyterian at Greenville, S.C. on March 20 ... went 4-for-5 with two doubles, an RBI and three runs at Louisville on April 28; was 8-for-16 with three doubles, two RBIs, four runs and a steal in the series ... hit a homer to give Clemson the lead in the 13th inning against No. 13 Florida in the Clemson Super Regional on June 9.

Before Clemson: Drafted in the 19th round (No. 557 overall pick) by the Baltimore Orioles in 2022 ... hit .319 with 142 runs, 36 doubles, seven triples, 21 homers, 117 RBIs, a .523 slugging percentage, .408 on-base percentage and 20 steals in 148 games (139 starts) in his career at Richmond, where he was coached by Tracy Woodson ... was 5-5 with five saves, a 4.60 ERA, .221 opponents' batting average and 125 strikeouts against 45 walks in 94.0 innings pitched over 30 appearances (nine starts) in his career ... lettered four times in baseball, three times in basketball and three times in football at Marple Newtown High School, where he was coached by Mark Jordan.

Personal: His father, Chip, played baseball at Duke ... earned a certificate on May 9, 2024 in athletic leadership in education ... born Alden Francis Mathes on Feb. 21, 2001 in Upper Darby, Pa.

MATHES' OVERALL STATS

Year	AVG	G-S	AB	R	H	2B	3B	HR	RBI	OB%	SB
2020*	.375	14-12	48	7	18	1	1	1	4	.444	0-0
2021*	.250	25-18	56	15	14	8	0	1	13	.323	2-2
2022*	.344	55-55	247	61	85	13	6	10	59	.398	7-9
2023*	.296	54-54	203	59	60	14	0	9	41	.434	11-12
2024	.308	59-59	224	64	69	12	1	10	33	.445	5-7
Totals	.316	207-198	778	206	246	48	8	31	150	.420	25-30

* - Richmond

Year	ERA	W-L	G-S	SV	IP	H	R	ER	BB	SO
2020*	6.00	0-0	3-0	1	6.0	8	4	4	3	11
2021*	4.81	2-1	9-3	1	33.2	26	20	18	15	38
2022*	3.35	3-2	9-6	0	43.0	28	18	16	21	58
2023*	7.94	0-2	9-0	3	11.1	17	10	10	6	18
Totals	4.60	5-5	30-9	5	94.0	79	52	48	45	125

* - Richmond



2024 SENIORS & PRO SIGNEES

#11 JIMMY OBERTOP

C/INF • R-R • 6-2 • 230 • 1VL

St. Louis, Mo. • University of Michigan

Catcher and infielder who had his best season in 2024 ... a career .278 hitter with a .544 slugging percentage and .392 on-base percentage in 191 games (187 starts) over five seasons ... had 33 doubles, 51 homers, 153 RBIs, 146 runs, 118 walks, 20 hit-by-pitches and three steals ... seventh in Tiger history in slugging percentage (.656) and 10th in walks per at-bat (one every 4.45).

2024: Signed a free-agent contract with the Colorado Rockies in November ... team co-captain ... won the team's Offensive MVP Award ... Academic All-District by CSC ... All-ACC Academic selection ... ACC Academic Honor Roll member ... hit .303 with 62 runs, 11 doubles, 22 homers, 56 RBIs, a .656 slugging percentage, .438 on-base percentage, 49 walks, four hit-by-pitches and a steal in 57 games (57 starts, including 42 at catcher, 12 at first base and three as the DH) ... fifth in Tiger history in at-bats per homer (9.9) and tied for 10th in homers ... tied for first in the ACC in runners caught stealing (14), tied for seventh in homers and walks and eighth in homers per game (0.39) and walks per game (0.86) ... led the team in slugging percentage, walks and OPS (1.093) ... tied for the team lead in homers ... threw out 14 of 36 basestealers ... hit .325 with runners on base and .356 with runners in scoring position ... hit 13 homers in 29 ACC regular-season games ... had 16 multiple-hit games and 16 multiple-RBI games ... had a 27-game on-base streak from March to April ... went 1-for-4 with a go-ahead homer in the 10th inning, two runs and a walk at No. 3 Duke on March 17 ... hit two homers against Pittsburgh on April 19 ... went 3-for-5 with a Tiger-record-tying and team-season-tying-high three homers and five RBIs in the second game of a doubleheader against Pittsburgh on April 20; became the 18th Tiger to hit three homers in a game; was 7-for-14 with five homers and seven RBIs in the series ... went 2-for-5 with a double, RBI, two runs and a walk at Louisville on April 26; his two-out single scored the tying run in the ninth inning ... went 3-for-5 with a homer, double, four RBIs and three runs against Boston College on May 17.

Before Clemson: Played at Michigan from 2020-23 ... hit .266 with 84 runs, 22 doubles, 29 homers, 97 RBIs, a .493 slugging percentage, .370 on-base percentage and two steals in 134 games (130 starts) in his career at Michigan, where he was coached by Erik Bakich and Tracy Smith ... lettered in baseball at Westminster Christian Academy, where he was coached by Dan Petke.

Personal: Earned a certificate on May 9, 2024 in athletic leadership in education ... born James Michael Obertop on June 12, 2000 in St. Louis, Mo.

OBERTOP'S OVERALL STATS

Year	AVG	G-S	AB	R	H	2B	3B	HR	RBI	OB%	SB
2020*	.265	11-10	34	3	9	3	0	0	2	.375	0-0
2021*	.275	42-41	153	27	42	10	0	11	34	.361	1-1
2022*	.278	62-62	234	46	65	8	0	15	54	.387	0-0
2023*	.200	19-17	60	8	12	1	0	3	7	.324	1-1
2024	.303	57-57	218	62	66	11	0	22	56	.438	1-1
Totals	.278	191-187	699	146	194	33	0	51	153	.392	3-3

* - Michigan

#24 TY OLENCHUK

RHP • L-R • 6-2 • 200 • 4VL

Irmo, S.C. • Dutch Fork HS

Righthander who was in the weekend rotation during the early stages of the 2021 season, but was a long reliever thereafter ... changed his posture midway through the 2023 season, and he was more effective on the mound during the rest of the season ... in 80.0 innings pitched over 52 appearances (seven starts) and four seasons, he had a 4-4 record and 4.84 ERA while allowing 89 hits (.277 opponents' batting average) and 30 walks with 71 strikeouts ... was 1-for-6 in three games (one start) over two seasons at the plate ... had an RBI and a hit-by-pitch.

2024: Team co-captain ... won the team's Teammate & Service Award ... ACC Academic Honor Roll member ... had an 0-0 record and a 9.82 ERA in four relief appearances ... in 3.2 innings pitched, he allowed four hits (.286 opponents' batting average), no homers and five walks with seven strikeouts ... was 0-for-1 with a hit-by-pitch in one game.

2023: Had a 1-0 record and 3.97 ERA in 17 appearances (one start) ... in 22.2 innings pitched, he allowed 27 hits (.287 opponents' batting average) and 10 walks with 18 strikeouts ... was 1-for-5 with an RBI in two games (one start as the DH) ... pitched 2.0 innings in a starting role, allowing no hits with two strikeouts and went 1-for-4 with an RBI in his first career start in the batting order; was his first career hit.

2022: Had a 2-0 record and 4.11 ERA in 23 relief appearances ... in 30.2 innings pitched, he allowed 34 hits (.276 opponents' batting average) and nine walks with 28 strikeouts ... in 17.2 innings pitched over 13 relief outings at home, he allowed 10 hits (all singles), no runs and three walks with 15 strikeouts.

2021: Had a 1-4 record and 5.87 ERA in eight appearances (six starts) ... in 23.0 innings pitched, he allowed 24 hits (.267 opponents' batting average) and six walks with 18 strikeouts ... pitched 4.2 innings in a starting role, allowing two hits, no runs and no walks with three strikeouts to earn the win against Cincinnati on Feb. 20; was his first career appearance.

Before Clemson: No. 228 player in the nation according to Perfect Game ... three-time all-state selection ... member of the state championship team during his senior season ... all-state quarterback ... AAAAA player-of-the-year in football ... member of four football state championship teams in a row ... set the school career records for passing yards and passing touchdowns ... lettered four times in baseball and four times in football at Dutch Fork High School, where he was coached by Casey Waites.

Personal: His brother, Derek, was an infielder at Erskine and Newberry (2017,18), where he was a first-team all-conference selection ... graduated May 9, 2024 with a degree in parks, recreation & tourism management ... born Tyler James Olenchuk on Oct. 10, 2001 in Irmo, S.C.

OLENCHUK'S OVERALL STATS

Year	ERA	W-L	G-S	SV	IP	H	R	ER	BB	SO
2021	5.87	1-4	8-6	0	23.0	24	15	15	6	18
2022	4.11	2-0	23-0	0	30.2	34	18	14	9	28
2023	3.97	1-0	17-1	0	22.2	27	16	10	10	18
2024	9.82	0-0	4-0	0	3.2	4	4	4	5	7
Totals	4.84	4-4	52-7	0	80.0	89	53	43	30	71

Year	AVG	G-S	AB	R	H	2B	3B	HR	RBI	OB%	SB
2023	.200	2-1	5	0	1	0	0	0	1	.200	0-0
2024	.000	1-0	1	0	0	0	0	0	0	.500	0-0
Totals	.167	3-1	6	0	1	0	0	0	1	.286	0-0

#51 ROCCO REID

LHP • R-L • 6-0 • 200 • 3VL

Greenville, S.C. • Greenville Senior HS

Lefthander who saw limited action out of the bullpen as a freshman in 2022 and made spot starts along with relief appearances in 2023 and 2024 ... in 51.1 innings pitched over 43 appearances (five starts) and three seasons, he had a 2-2 record and 6.31 ERA while allowing 56 hits (.277 opponents' batting average) and 35 walks with 58 strikeouts.

2024: Drafted in the 15th round (No. 464 overall pick) by the Arizona Diamondbacks and signed in July ... had a 2-1 record and 5.82 ERA in 15 appearances (three starts) ... in 21.2 innings pitched, he allowed 19 hits (.229 opponents' batting average) and 15 walks with 26 strikeouts ... did not allow a steal ... Clemson had a 3-0 record in his three starts ... pitched 2.1 hitless and scoreless innings in relief with one strikeout to earn his first career win against UNC Greensboro on March 8 ... pitched 2.1 hitless and scoreless innings in relief with five strikeouts at No. 3 Duke on March 15.

2023: Had an 0-1 record and an 8.10 ERA in 16 appearances (two starts) ... in 16.2 innings pitched, he allowed 24 hits and 14 walks with 22 strikeouts ... pitched 1.2 hitless and scoreless innings in relief with four strikeouts against Virginia Tech in the ACC Tournament on May 24.

2022: ACC Academic Honor Roll member ... had an 0-0 record and a 4.85 ERA in 12 relief appearances ... in 13.0 innings pitched, he allowed 13 hits (.277 opponents' batting average), one homer and six walks with 10 strikeouts ... had 22 groundball outs compared to three flyball outs ... did not allow a steal.

Before Clemson: Area Code Games participant ... lettered four times in baseball at Greenville Senior High School, where he was coached by Joey Golinski.

Personal: Majoring in management ... born Robert Davis Reid on Oct. 16, 2002 in Durango, Colo.

REID'S OVERALL STATS

Year	ERA	W-L	G-S	SV	IP	H	R	ER	BB	SO
2022	4.85	0-0	12-0	0	13.0	13	7	7	6	10
2023	8.10	0-1	16-2	0	16.2	24	18	15	14	22
2024	5.82	2-1	15-3	0	21.2	19	22	14	15	26
Totals	6.31	2-2	43-5	0	51.1	56	47	36	35	58

#18 TRISTAN SMITH

LHP • R-L • 6-2 • 195 • 2VL

Boiling Springs, S.C. • Boiling Springs HS

Lefthander who saw action on the mound as a starter, long reliever and closer in 2023 ... when healthy, he was a weekend starter in 2024 ... in 82.0 innings pitched over 36 appearances (18 starts) and two seasons, he had a 2-2 record, four saves and a 4.50 ERA while allowing 71 hits (.237 opponents' batting average) and 57 walks with 109 strikeouts.

2024: Drafted in the fifth round (No. 150 overall pick) by the Cincinnati Reds and signed in July ... had a 2-1 record and 4.47 ERA in 12 starts ... in 50.1 innings pitched, he allowed 47 hits (.250 opponents' batting average) and 32 walks with 66 strikeouts ... tied for the team lead in pickoffs (1) ... Clemson had a 10-2 record in his 12 starts ... only allowed two steals in six attempts ... pitched 5.0 innings in a starting role, allowing three hits, one run and one walk with nine strikeouts against No. 12 South Carolina at Columbia, S.C. (Segra Park) on March 2 ... pitched 5.1 innings in a starting role, allowing one earned run and no walks with nine strikeouts against High Point in the Clemson Regional on May 31; Clemson Regional All-Tournament selection.

2023: Had an 0-1 record, four saves and a 4.55 ERA in 24 appearances (six starts) ... in 31.2 innings pitched, he allowed 24 hits (.214 opponents' batting average) and 25 walks with 43 strikeouts ... did not allow a steal in three attempts ... had a 2.00 ERA and 25 strikeouts in 18.0 innings pitched over his 18 relief appearances ... in 18.2 innings pitched after the fourth inning, he allowed four runs (1.93 ERA) ... held opponents to .091 with two outs ... pitched 4.2 innings in a starting role, allowing two hits and no runs with five strikeouts against No. 23 South Carolina at Greenville, S.C. on March 4 ... pitched 1.1 perfect innings in relief against No. 9 Tennessee in the Clemson Regional on June 3.

Before Clemson: No. 24 player and No. 6 lefthander in the nation by Perfect Game ... lettered five times in baseball at Boiling Springs High School, where he was coached by Jeffrey Lipscomb.

Personal: Majoring in parks, recreation & tourism management ... born James Tristan Smith on May 25, 2003 in Boiling Springs, S.C.

SMITH'S OVERALL STATS

Year	ERA	W-L	G-S	SV	IP	H	R	ER	BB	SO
2023	4.55	0-1	24-6	4	31.2	24	16	16	25	43
2024	4.47	2-1	12-12	0	50.1	47	34	25	32	66
Totals	4.50	2-2	36-18	4	82.0	71	50	41	57	109



2024 SENIORS & PRO SIGNEES

#16 WILL TAYLOR OF • R-R • 5-11 • 185 • 3VL Irmoo, S.C. • Dutch Fork HS

Outfielder who was a wide receiver on the Clemson football team in the 2021 and 2022 seasons, as he decided to play baseball full time on July 12, 2023 ... played his first fall season with baseball in 2023 ... first Tiger football player to play baseball at Clemson since D.J. Reader (2013), who currently plays for the Detroit Lions ... suffered an injury in mid April 2024 and missed the rest of the season ... three-time ACC Academic Honor Roll member ... a career .313 hitter with a .484 slugging percentage and .470 on-base percentage in 107 games (105 starts) over three seasons ... had 18 doubles, three triples, 13 homers, 69 RBIs, 109 runs, 90 walks, 24 hit-by-pitches and 18 steals ... fourth in Tiger history in walks per at-bat (one every 4.09).

2024: Drafted in the fifth round (No. 145 overall pick) by the Pittsburgh Pirates and signed in July ... All-ACC Academic selection ... ACC Academic Honor Roll member ... hit .230 with 28 runs, two doubles, a triple, seven homers, 19 RBIs, a .480 slugging percentage, .465 on-base percentage, 33 walks, 11 hit-by-pitches and six steals in 32 games (32 starts in left field) ... led the team in on-base percentage ... hit .308 with a .561 on-base percentage with runners in scoring position ... was 3-for-5 with seven RBIs with the bases loaded ... ended the season on a 26-game on-base streak ... went 3-for-3 with a Tiger-record-tying and team-season-tying-high three homers, a team-season-tying-high four runs and a walk against USC Upstate on Feb. 27; became the 16th Tiger to hit three homers in a game ... went 2-for-3 with a go-ahead homer in the eighth inning, three RBIs and a walk at Notre Dame on April 5 ... suffered an arm injury against NC State on April 14.

2023: Won the team's Most Improved Award ... ACC Academic Honor Roll member ... hit .362 with 67 runs, 16 doubles, two triples, five homers, 46 RBIs, a .523 slugging percentage, .489 on-base percentage, 48 walks, 10 hit-by-pitches and 11 steals in 62 games (60 starts, including 54 in left field, five as the DH and one in center field) ... fourth in the ACC in on-base percentage, tied for eighth in walks, 10th in batting average and tied for 10th in sacrifice flies (4) ... led the team in walks and on-base percentage ... hit .405 with runners in scoring position and .405 with two outs ... had 27 multiple-hit games and 13 multiple-RBI games ... had six multiple-hit games in a row in March ... had a 10-game hitting streak from April to May ... had seven multiple-hit games in a row in May ... Clemson Regional All-Tournament selection by going 4-for-11 (.364) with four runs, a .563 on-base percentage and three steals in three games ... went 2-for-3 with a homer, two RBIs, two runs and a walk against No. 22 Louisville on May 7; was 6-for-8 (.750) with a homer, double, four RBIs, three runs, three walks, a hit-by-pitch and an .833 on-base percentage in the series ... went 2-for-3 with a three-run homer, three runs and two walks against No. 7 Miami (Fla.) in the ACC Tournament on May 28; was 6-for-12 with a homer, four RBIs, seven runs, five walks, two hit-by-pitches and a .650 on-base percentage in four ACC Tournament games.

2022: ACC Academic Honor Roll member ... hit .260 with 14 runs, a homer, four RBIs, a .320 slugging percentage, .397 on-base percentage, nine walks, three hit-by-pitches and a steal in 13 games (13 starts, including seven in left field, four in right field and two as the DH) ... missed the first 45 games of the season due to his torn ACL from the previous football season.

Before Clemson: Drafted in the 19th round (No. 554 overall pick) by the Texas Rangers ... North-South All-Star Game selection as a sophomore and senior ... all-state selection as a sophomore and senior ... Mr. Baseball as a senior ... Under Armour All-American ... Shrine Bowl invitee in football ... all-state selection in football as a senior ... played his first three high school years at Ben Lippen School ... three-time state champion in wrestling ... three-time all-state selection in wrestling ... member

of the state championship track & field team ... lettered five times in baseball, four times in football, five times in track & field and four times in wrestling at Dutch Fork High School, where he was coached by Casey Waites, and Ben Lippen School.

Personal: His brother, Paul, was a freshman outfielder on The Citadel's 2024 baseball team ... his father, Eddie, was a wrestler at The Citadel ... his grandfather, Ed, played baseball and football at The Citadel ... graduated May 9, 2024 with a degree in communication in only three years ... born William Edward Taylor on Jan. 10, 2003 in Columbia, S.C.

TAYLOR'S OVERALL STATS

Year	AVG	G-S	AB	R	H	2B	3B	HR	RBI	OB%	SB
2022	.260	13-13	50	14	13	0	0	1	4	.397	1-1
2023	.362	62-60	218	67	79	16	2	5	46	.489	11-11
2024	.230	32-32	100	28	23	2	1	7	19	.465	6-7
Totals	.313	107-105	368	109	115	18	3	13	69	.470	18-19

#8 BLAKE WRIGHT

INF • R-R • 6-0 • 205 • 4VL
Belleair, Fla. • Clearwater Central Catholic HS

Infielder who made starts at third base in 2021 and was a reserve for the first part of 2022, but exploded at the plate in early April ... two-time team co-captain ... two-time All-ACC selection ... three-time All-ACC Academic selection, Clemson's first three-time selection since Logan Davidson (2017-19) ... four-time ACC Academic Honor Roll member ... a career .303 hitter with a .536 slugging percentage and .360 on-base percentage in 176 games (169 starts) over four seasons ... had 31 doubles, two triples, 42 homers, 165 RBIs, 137 runs, 62 walks, nine hit-by-pitches and nine steals ... had a career .963 fielding percentage, committing only 18 errors in 481 chances.

2024: Drafted in the fourth round (No. 106 overall pick) by the Colorado Rockies and signed in July ... team co-captain ... Dick Howser Trophy semifinalist ... Golden Spikes Award semifinalist ... third-team All-American by ABCA ... first-team All-Atlantic Region by ABCA ... Second-Team All-ACC selection ... won the Mitchell Award, given to the team's most valuable player ... strength & conditioning All-American by NSCA ... All-ACC Academic selection ... ACC Academic Honor Roll member ... hit .340 with 68 runs, 10 doubles, two triples, 22 homers, 75 RBIs, a .652 slugging percentage, .382 on-base percentage, 16 walks and six hit-by-pitches in 60 games (60 starts, including 45 at third base and 15 at second base) ... tied for 10th in Tiger history in homers ... tied for 17th in the nation in sacrifice flies (7) and tied for 20th in RBIs ... tied for third in the ACC in sacrifice flies, fourth in RBIs per game (1.25), tied for fourth in RBIs, seventh in hits per game (1.45), tied for seventh in homers, eighth in runs, eighth in total bases (167), ninth in hits (87) and homers per game (0.37) and 10th in runs per game (1.13) ... led the team in batting average, games, starts, at-bats (256), runs, hits, RBIs, two-out RBIs (29), multiple-RBI games (19), total bases and sacrifice flies ... only Tiger to play all 60 games ... had a .959 fielding percentage, committing only seven errors in 171 chances ... had 23 multiple-hit games ... had a 10-game streak of at least one run, hit and RBI in March ... had a 15-game hitting streak from April to May ... had a 26-game on-base streak from April to May ... named national player-of-the-week by D1Baseball, one of two national players-of-the-week by Perfect Game, national hitter-of-the-week by NCBWA and ACC Player-of-the-Week on March 25 for his five games from March 19-24; was 13-for-22 (.591) with six homers, 21 RBIs, 10 runs and two walks ... went 3-for-4 with a team-season-tying-high four runs against Kennesaw State on Feb. 25 ... went 4-for-4 with three RBIs and three runs against Winthrop on March 19 ... went 3-for-4 with a Tiger-record-tying and team-season-tying-high three homers, six RBIs and a walk against Presbyterian at Greenville, S.C. on March 20; became the 17th Tiger

to hit three homers in a game ... went 2-for-5 with a grand slam in the ninth inning to tie the score in the second game of a doubleheader against No. 7 Florida State on March 23 ... went 3-for-5 with a grand slam in the seventh inning to give Clemson the lead, five RBIs and two runs against No. 7 Florida State on March 24; was 6-for-14 (.429) with three homers and 12 RBIs in the series ... went 4-for-5 with two homers, a double, a team-season-high seven RBIs and a hit-by-pitch in the second game of a doubleheader against Georgia Tech on May 3; had three homers, a double, 10 RBIs and five runs on the day; was 6-for-11 with three homers, a double, 11 RBIs, six runs, a 1.455 slugging percentage and .600 on-base percentage in the series; named ACC Player-of-the-Week on May 6 ... went 4-for-5 with a homer, two RBIs and two runs against Boston College on May 17 ... led off the ninth inning with a double and scored the winning run on Tristan Bissetta's walkoff single against High Point in the Clemson Regional on May 31 ... went 4-for-6 with a homer, double, two RBIs and two runs against No. 13 Florida in the Clemson Super Regional on June 9.

2023: Team co-captain ... All-ACC Academic selection ... ACC Academic Honor Roll member ... hit .250 with 36 runs, 11 doubles, eight homers, 45 RBIs, a .401 slugging percentage, .326 on-base percentage, 27 walks, two hit-by-pitches and seven steals in 60 games (60 starts at third base) ... tied for first in the ACC in sacrifice flies (6) ... committed only seven errors (.946 fielding percentage) ... had 17 multiple-hit games ... went 4-for-4 with two homers, three RBIs, three runs, a walk and three steals against Binghamton on Feb. 17 ... went 3-for-5 with a homer, double, four RBIs and two runs at Georgia Tech on March 26 ... went 3-for-4 with two homers, five RBIs and a walk against North Carolina on May 18 ... went 2-for-5 with a run and a walkoff single against North Carolina on May 19.

2022: Second-team All-Atlantic Region by ABCA ... Third-Team All-ACC selection ... won the Tiger Baseball Award, given to the team's best leader ... All-ACC Academic selection ... ACC Academic Honor Roll member ... hit .349 with 30 runs, nine doubles, 11 homers, 40 RBIs, a .602 slugging percentage, .397 on-base percentage, 14 walks and a hit-by-pitch in 44 games (39 starts at second base) ... had a .981 fielding percentage, committing only three errors in 158 chances ... had 21 multiple-hit games ... had 11 multiple-RBI games ... hit a team-high .370 with seven homers, four doubles, 21 RBIs and 17 runs in 24 ACC regular-season games ... had a 13-game RBI streak from April to May ... had a 14-game hitting streak from April to May ... went 2-for-3 with two homers and a walk against No. 23 Miami (Fla.) on March 18 ... went 4-for-5 with a homer and three RBIs against No. 22 NC State on April 3; was 8-for-14 (.571) with two homers, five RBIs, four runs and a walk in the series ... went 3-for-5 with a homer, double, six RBIs and two runs against East Tennessee State on April 20.

2021: ACC Academic Honor Roll member ... hit .167 with three runs, a double, homer, five RBIs, a .262 on-base percentage, five walks and two steals in 12 games (10 starts at third base) ... had a .957 fielding percentage (one error) ... went 2-for-4 with his first career homer, three RBIs and a steal at No. 10 Florida State on May 16.

Before Clemson: No. 87 player in Florida by Perfect Game ... lettered four times in baseball at Clearwater Central Catholic High School, where he was coached by Todd Vaughan.

Personal: Graduated May 9, 2024 with a degree in economics ... born Blake Spencer Wright on Feb. 12, 2002 in Belleair, Fla.

WRIGHT'S OVERALL STATS

Year	AVG	G-S	AB	R	H	2B	3B	HR	RBI	OB%	SB
2021	.167	12-10	36	3	6	1	0	1	5	.262	2-2
2022	.349	44-39	166	30	58	9	0	11	40	.397	0-1
2023	.250	60-60	232	36	58	11	0	8	45	.326	7-12
2024	.340	60-60	256	68	87	10	2	22	75	.382	0-0
Totals	.303	176-169	690	137	209	31	2	42	165	.360	9-15

PRO SIGNEES

Year	Player, Pos.	Round	Organization
1954	Doug Kingsmore, OF	FA	Orioles
	Billy O'Dell, P	FA	Orioles
1958	Bud Spiers, SS	FA	Athletics
1959	Larry Bagwell, 3B	FA	Senators
	Doug Hoffman, OF	FA	Senators
	Harold Stowe, P	FA	Yankees
1960	Ty Cline, OF	FA	Indians
1962	Dave Olson, P	FA	Yankees
1963	Gene Harbeson, P	FA	Giants
	Johnny Jones, OF	FA	Braves
	Elmo Lam, SS	FA	Phillies
1965	Tommy Chapman, P	9	Phillies
	Jack McCall, SS	*12	Orioles
	Rusty Adkins, OF	*14	Astros
1966	Jack McCall, SS	15	Angels
	George Sutton, OF	*39	Mets
	Rusty Adkins, SS	*\$7	Tigers
	Charlie Watson, P	*\$7	Indians
	Charlie Watson, P	*#6	Athletics
1967	Garry Helms, SS	12	Pirates
	Eddie Barbary, C	FA	Pirates
	Mike McCall, 3B	FA	Phillies
	Rusty Adkins, 2B	*\$7	Athletics
	Charlie Watson, P	#\$7	Senators
1968	Nelson Gibson, P	24	Pilots
	Bill James, P	FA	Indians
	John Curtis, P	\$1	Red Sox
1970	Don Russell, 3B	\$1	Astros
1971	Johnny Severs, OF	\$4	Mets
1972	Craig White, OF	*6	Angels
	Rusty Gerhardt, P	12	Padres
1973	Craig White, OF	12	Yankees
	Lindsay Graham, P	26	Rangers
	Ken Bagwell, 2B	#3	White Sox
1974	Steve Cline, P	6	Giants
	Richard Haynes, P	8	Astros
	Lin Hamilton, C	10	Padres
1975	Denny Walling, OF	\$1	Athletics
1976	Kurt Seibert, SS	3	Cubs
	Chuck Porter, P	7	Angels
	Bob Mahony, P	FA	Orioles
1977	Dave Caldwell, OF	4	Orioles
	Ron Musselman, P	5	Mariners
	Bill Foley, C	6	Brewers
	Billy Wingo, 2B	FA	Braves
1978	Pete Peltz, 3B	9	Indians
	Robert Bonnette, SS	*20	Indians
1979	Mike Sullivan, P	1	Reds
	Brian Snyder, P	7	Mariners
	Bill Schroeder, C	8	Brewers
	Tony Masone, OF	10	Reds
	Len Bradley, P	*10	Indians
	Dave Buffamoyer, C	13	Yankees
	Todd Freeman, 3B	FA	Brewers
	Pete Khoury, OF	FA	Yankees
	Tim Teufel, 2B	*\$3	White Sox
1980	Mike Brown, P	2	Red Sox
	Tim Teufel, 2B	2	Twins
	Len Bradley, P	5	White Sox
	Neil Simons, OF	14	Astros
	Billy Weems, OF	20	Astros
	Bobby Kenyon, P	25	Dodgers
	Robbie Allen, SS	\$1	Dodgers
	Robbie Allen, SS	*#4	Dodgers
1981	Glenn Gallagher, OF	3	Blue Jays
	Greg Guin, 1B	12	Cardinals
	Danny Sheaffer, C	#1	Red Sox
1982	Jimmy Key, P	3	Blue Jays
	Mark Davidson, OF	11	Twins
	Jeff Gilbert, P	*32	Giants
	Coe Brier, C	FA	Twins
	Ricky Hester, OF	*\$4	Indians
1983	Jeff Gilbert, P	10	Brewers
	Ricky Hester, SS	25	Rangers
	Scott Parrish, P	*26	Dodgers
1984	Brooks Shumake, 3B	5	Reds
	Scott Powers, SS	17	Braves
	Scott Parrish, P	21	Athletics
	Tim Rice, P	22	Cubs
1985	John Pawlowski, P	6	White Sox
	Jim McCollom, C	9	Angels
	George Stone, P	18	White Sox
	Tommy Smith, 1B	23	Giants
1987	Bill Spiers, SS	1	Brewers
	Bert Heffernan, C	*9	Rangers
	Chuck Baldwin, 2B	11	Indians
	Steve Baucom, 2B	25	Blue Jays
	Ray Williams, OF	FA	Mariners
1988	Bert Heffernan, C	9	Brewers
	Jerry Brooks, 3B	12	Dodgers
	Mike Pomeranz, P	13	Twins
	Brian Barnes, P	*25	Orioles
	Randy Mazey, OF	28	Indians
	Burke Fairey, OF	FA	Cubs
	Phillip Lowery, P	FA	Braves
1989	Mike Milchin, P	2	Cardinals
	Brian Barnes, P	4	Expos
	Mike Couture, C	*12	Angels
	Alan Botkin, P	23	Cardinals
	Henry Threadgill, 2B	34	Angels
	Rusty Charpia, SS	38	Brewers
1990	Tim Parker, P	3	Cubs
	Brian Kowitz, OF	9	Brewers
	Ron Frazier, P	12	Yankees
	Brian Faw, P	17	Yankees
	David Tripp, P	25	Athletics
	Mike Couture, C	28	Brewers
	Tim Rigsby, 1B	FA	Indians
1991	Joe DeBerry, SS	3	Reds
	Jim Crowley, 2B	11	Red Sox
	Todd Stefan, SS	FA	Cubs
1992	Scott Miller, P	3	Athletics
	Jason Angel, P	5	Reds
	Paxton Briley, P	5	Angels
	Ted Corbin, SS	21	Twins
	Kevin Northrup, OF	31	Expos
	Aaron Jersild, P	43	Blue Jays
	Mike Lockhart, C	FA	Indians
1993	Keith Williams, OF	7	Giants
	Billy McMillon, OF	8	Marlins
	Chris Carter, C	30	Brewers
	Chad Phillips, P	*41	Marlins
1994	Andy Taubee, P	2	Giants
	Mike Hampton, 3B	4	Reds
	Scott Winchester, P	*16	Tigers
	Mike Holtz, P	17	Angels
1995	David Miller, 1B	1	Indians
	Shane Monahan, OF	2	Mariners
	Seth Brizek, SS	8	Mariners
	Mark Watson, P	*8	Marlins
	Jason Dawsey, P	10	Brewers
	Jeff Sauve, P	11	Red Sox
	Scott Winchester, P	14	Indians
1996	Kris Benson, P	1	Pirates
	Billy Koch, P	1	Blue Jays
	David Shepard, P	3	Reds
	Ken Vining, P	4	Giants
	Brian Matz, P	9	Expos
	Paul Galloway, 3B	14	Giants
	Doug Livingston, 2B	17	Rockies
	Gary Burnham, OF	*40	Athletics
1997	Matthew LeCroy, C	*S	Twins
	Gary Burnham, OF	22	Phillies
1998	Matt Padgett, OF	5	Marlins
	Matt White, P	15	Indians
	Scott Clackum, P	FA	Marlins
1999	Mike Paradis, P	1	Orioles
	Chris Heck, P	5	Padres
	Brian Adams, P	*11	Padres
	Doug Roper, SS/P	26	Blue Jays
	Ryan Mottl, P	*27	Rangers
	Kurt Bultmann, 2B	34	Pirates
2000	Patrick Boyd, OF	*4	Pirates
	Ryan Mottl, P	6	Reds
	Scott Berney, P	18	Rockies
	Mike Calitri, INF	FA	Reds
	Justin Lombardi, P	FA	Marlins
	Henri Stanley, OF	FA	Astros
	Justin Singleton, OF/INF	FA	Blue Jays
2001	Josh Cram, P	4	Giants
	Patrick Boyd, OF	7	Rangers
	Khalil Greene, SS	*14	Cubs
	Steve Reba, P	*16	Athletics
	Nick Glaser, P	FA	Phillies
	Ryan Riley, 2B	FA	Rays
2002	Khalil Greene, SS	1	Padres
	Michael Johnson, 1B	2	Padres
	Jeff Baker, 3B	4	Rockies
	B.J. LaMura, P	5	White Sox
	Matt Henrie, P	7	Diamondbacks
	Jarrod Schmidt, OF	21	Reds
	Steve Reba, P	24	Rockies
	Ryan Childs, P	33	Orioles
	Thomas Boozer, P	FA	Indep.
2003	Steven Jackson, P	*32	Indians
	Kyle Frank, OF	FA	Yankees
	Paul Harelson, P	FA	Rockies
	Steve Pyzik, C	FA	Braves
	David Slevin, 2B	FA	Yankees
2004	Tyler Lumsden, P	^S	White Sox
	Collin Mahoney, P/C	4	Tigers
	Lou Santangelo, C	4	Astros
	Brad McCann, 3B	6	Marlins
	Steven Jackson, P	10	Diamondbacks
	Patrick Hogan, P	14	Marlins
	Garrick Evans, OF	*25	Royals
	Zane Green, OF	44	Cubs
	Tony Sipp, OF/P	45	Indians
	Russell Triplett, SS	FA	Mets
2005	Kris Harvey, DH/P	2	Marlins
	Robert Rohrbraugh, P	7	Mariners
	Jeff Hahn, P	35	Tigers
	Adrian Casanova, C	*44	Tigers
	Drew Fiorenza, P	*45	Indians
2006	Tyler Colvin, OF	1	Cubs
	Jason Berken, P	6	Orioles
	John Crabb, P	8	Royals
	Steve Richard, P	8	Mariners
	Andy D'Alessio, 1B	*10	Dodgers
	Stephen Farris, P	12	Padres
	Drew Fiorenza, P	15	Mariners
	Herman Demmink, 3B	28	Phillies
	Marquee Smith, INF	*35	Cubs
	Adrian Casanova, C	40	Tigers
2007	Daniel Moskos, P	1	Pirates
	David Kopp, P	2	Cardinals
	Brad Chalk, OF	2	Padres
	Alan Farina, P	3	Blue Jays
	Stephen Clyne, P	3	Mets
	Marquee Smith, INF	8	Cubs
	Taylor Harbin, 2B/SS	8	Diamondbacks
	Doug Hogan, C	*16	Indians
	Andy D'Alessio, 1B	19	Giants
	P.J. Zocchi, P	36	Indians
	Stan Widmann, SS	*39	Athletics
2008	D.J. Mitchell, P/OF	10	Yankees
	Doug Hogan, C	18	Rangers
	Ryan Hinson, P	*31	Pirates
2009	Ben Paulsen, 1B	3	Rockies
	Chris Dwyer, P	4	Royals
	Ryan Hinson, P	10	Padres
	Graham Stoneburner, P	14	Yankees
	Trey Delk, P	29	White Sox
	Mike Freeman, INF	*36	Diamondbacks
	Matt Sanders, INF	41	Rockies
	Clinton McKinney, P	48	Rockies
	Addison Johnson, OF	*48	Athletics
2010	Kyle Parker, OF/1B	1	Rockies
	Mike Freeman, 2B	11	Diamondbacks
	John Hinson, INF	*13	Phillies
	Jeff Schaus, OF	*27	Indians
	Casey Harman, P	29	Cubs
	John Nester, C/1B	39	Athletics
2011	Brad Miller, SS	2	Mariners
	Will Lamb, OF/P/1B	2	Rangers
	John Hinson, 3B/2B	13	Astros
	Jeff Schaus, OF	16	Dodgers
	Kevin Brady, P	*17	Indians
	Joseph Moorefield, P	*26	Royals
	Chris Epps, OF	45	Astros
	Scott Weismann, P	46	Cubs
2012	Richie Shaffer, 3B/1B	1	Rays
	Spencer Kieboom, C	5	Nationals
	Kevin Brady, P	10	Phillies
	Dominic Leone, P	16	Mariners
	Jason Stolz, INF	17	Rockies
	Phil Pohl, C/1B/OF	28	Athletics
	Scott Firth, P	*32	Phillies
	David Haselden, P	FA	White Sox
2013	Scott Firth, P	19	Rockies
2014	Daniel Gossett, P	2	Athletics
	Steve Wilkerson, INF	8	Orioles
	Matt Campbell, P	9	Dodgers
	Garrett Boulware, C	16	Reds
	Jay Baum, INF/OF	21	Mariners
	Matthew Crownover, P	*21	Giants
2015	Zack Erwin, P	4	White Sox
	Tyler Krieger, INF	4	Indians
	Steven Duggar, OF	6	Giants
	Matthew Crownover, P	6	Nationals
	Brody Koerner, P	17	Yankees
	Clate Schmidt, P	*32	Red Sox
	Eli White, INF	*37	Pirates
2016	Chris Okey, C	2	Reds
	Alex Bostic, P	10	Giants
	Eli White, INF	11	Athletics

FIRST-ROUND DRAFT PICKS

Year	Player, Pos.	Team
1979	Mike Sullivan, RHP	Reds
1987	Bill Spiers, SS	Brewers
1995	David Miller, 1B	Indians
1996	Kris Benson, RHP	Pirates
	Billy Koch, RHP	Blue Jays
1999	Mike Paradis, RHP	Orioles
2002	Khalil Greene, SS	Padres
2006	Tyler Colvin, OF	Cubs
2007	Daniel Moskos, LHP	Pirates
2010	Kyle Parker, OF	Rockies
2012	Richie Shaffer, 3B/1B	Rays
2018	Seth Beer, OF	Astros
2019	Logan Davidson, SS	Athletics

HIGHEST DRAFT PICKS

Year	Player, Pos.	Pick	Team
1996	Kris Benson, RHP	1	Pirates
1996	Billy Koch, RHP	4	Blue Jays
2007	Daniel Moskos, LHP	4	Pirates
1987	Bill Spiers,		

MAJOR LEAGUE TIGERS

JEFF BAKER • INF • 2000-02

Year	Team(s)	AVG	G	AB	R	H	2B	3B	HR	RBI	SB
2005	COL	.211	12	38	6	8	4	0	1	4	0
2006	COL	.368	18	57	13	21	7	2	5	21	2
2007	COL	.222	85	144	17	32	2	2	4	12	0
2008	COL	.268	104	299	55	80	22	1	12	48	4
2009	COL,CHC	.288	81	226	27	65	15	2	4	24	1
2010	CHC	.272	79	206	29	56	13	2	4	21	1
2011	CHC	.269	81	201	20	54	12	1	3	23	0
2012	CHC,DET,ATL	.239	68	153	17	38	10	1	4	21	4
2013	TEX	.279	74	154	21	43	8	0	11	21	1
2014	MIA	.264	90	208	27	55	10	4	3	28	1
2015	MIA	.208	41	72	11	15	3	0	3	8	0
Totals	6	.264	748	1793	244	474	108	15	54	235	14

BRIAN BARNES • LHP • 1986-89

Year	Team(s)	ERA	W-L	G-S	SV	IP	H	ER	BB	SO
1990	MON	2.89	1-1	4-4	0	28.0	25	9	7	23
1991	MON	4.22	5-8	28-27	0	160.0	135	75	84	117
1992	MON	2.97	6-6	21-17	0	100.0	77	33	46	65
1993	MON	4.41	2-6	52-8	3	100.0	105	49	48	60
1994	CLE,LAD	5.89	0-1	11-0	0	18.1	22	12	19	10
Totals	3	3.94	14-22	116-56	3	406.1	364	178	204	275

CHARLIE BARNES • LHP • 2015-17

Year	Team(s)	ERA	W-L	G-S	SV	IP	H	ER	BB	SO
2021	MIN	5.92	0-3	9-8	0	38.0	46	25	16	20

JEREMY BEASLEY • RHP • 2017

Year	Team(s)	ERA	W-L	G-S	SV	IP	H	ER	BB	SO
2020	ARI	0.00	0-0	1-0	0	0.1	2	0	0	1
2021	TOR	7.71	0-1	8-0	0	9.1	7	8	9	13
2022	TOR	4.80	0-0	9-0	0	15.0	14	8	5	19
Totals	2	5.84	0-1	18-0	0	24.2	23	16	14	33

SETH BEER • OF/1B • 2016-18

Year	Team(s)	AVG	G	AB	R	H	2B	3B	HR	RBI	SB
2021	ARI	.444	5	9	4	4	1	0	1	3	0
2022	ARI	.189	38	111	4	21	3	0	1	9	0
Totals	1	.208	43	120	8	25	4	0	2	12	0

KRIS BENSON • RHP • 1994-96

Year	Team(s)	ERA	W-L	G-S	SV	IP	H	ER	BB	SO
1999	PIT	4.07	11-14	31-31	0	196.2	184	89	83	139
2000	PIT	3.85	10-12	32-32	0	217.2	206	93	86	184
2002	PIT	4.70	9-6	25-25	0	130.1	152	68	50	79
2003	PIT	4.97	5-9	18-18	0	105.0	127	58	36	68
2004	PIT,NYM	4.31	12-12	31-31	0	200.1	202	96	61	134
2005	NYM	4.13	10-8	28-28	0	174.1	171	80	49	95
2006	BAL	4.82	11-12	30-30	0	183.0	199	98	58	88
2009	TEX	8.46	1-1	8-2	0	22.1	33	21	12	11
2010	ARI	5.14	1-1	3-3	0	14.0	18	8	6	8
Totals	5	4.42	70-75	206-200	0	1243.2	1292	611	441	806

JASON BERKEN • RHP • 2003,04,06

Year	Team(s)	ERA	W-L	G-S	SV	IP	H	ER	BB	SO
2009	BAL	6.54	6-12	24-24	0	119.2	164	87	44	66

2010	BAL	3.03	3-3	41-0	0	62.1	64	21	19	45
2011	BAL	5.36	1-2	40-0	0	47.0	63	28	21	41
2012	BAL,CHC	5.49	0-3	5-4	0	19.2	29	12	7	11
Totals	2	5.36	10-20	110-28	0	248.2	320	148	91	163

JERRY BROOKS • 3B • 1986-88

Year	Team(s)	AVG	G	AB	R	H	2B	3B	HR	RBI	SB
1993	LAD	.222	9	2	2	2	1	0	1	1	0
1996	FLA	.400	8	5	2	2	0	1	0	3	0
Totals	2	.286	17	14	4	4	1	1	1	4	0

MIKE BROWN • RHP • 1978-80

Year	Team(s)	ERA	W-L	G-S	SV	IP	H	ER	BB	SO
1982	BOS	0.00	1-0	3-0	0	6.0	7	0	1	4
1983	BOS	4.67	6-6	19-18	0	104.0	110	54	43	35
1984	BOS	6.85	1-8	15-11	0	67.0	104	51	19	32
1985	BOS	21.60	0-0	2-1	0	3.1	9	8	3	3
1986	BOS,SEA	5.79	4-6	21-12	0	73.0	91	47	36	41
1987	SEA	54.00	0-0	1-0	0	0.1	3	2	0	0
Totals	2	5.75	12-20	61-42	0	253.2	324	162	102	115

PAUL CAMPBELL • RHP • 2015-17

Year	Team(s)	ERA	W-L	G-S	SV	IP	H	ER	BB	SO
2021	MIA	6.41	2-3	16-1	0	26.2	32	19	10	26

TY CLINE • OF • 1959,60

Year	Team(s)	AVG	G	AB	R	H	2B	3B	HR	RBI	SB
1960	CLE	.308	7	26	2	8	1	1	0	2	0
1961	CLE	.209	12	43	9	9	2	1	0	1	1
1962	CLE	.248	118	375	53	93	15	5	2	28	5
1963	MLN	.236	72	174	17	41	2	1	0	10	2
1964	MLN	.302	101	116	22	35	4	2	1	13	0
1965	MLN	.191	123	220	27	42	5	3	0	10	2
1966	CHC,ATL	.273	49	88	15	24	0	0	0	8	3
1967	ATL,SFG	.254	74	130	18	33	5	5	0	4	2
1968	SFG	.223	116	291	37	65	6	3	1	28	0
1969	MON	.239	101	209	26	50	5	3	2	12	4
1970	MON,CIN	.277	50	65	13	18	7	1	0	8	1
1971	CIN	.196	69	97	12	19	1	0	0	1	2
Totals	6	.238	892	1834	251	437	53	25	6	125	22

CAD COLES • OF • 1904

Year	Team(s)	AVG	G	AB	R	H	2B	3B	HR	RBI	SB
1914	KCP	.253	78	194	17	49	7	3	1	25	6

TYLER COLVIN • OF/1B • 2004-06

Year	Team(s)	AVG	G	AB	R	H	2B	3B	HR	RBI	SB
2009	CHC	.176	6	17	1	3	0	0	0	2	0
2010	CHC	.254	135	358	60	91	18	5	20	56	6
2011	CHC	.150	80	206	17	31	8	3	6	20	0
2012	COL	.290	136	420	62	122	27	10	18	72	7
2013	CIN	.160	27	75	8	12	0	0	0	3	10
2014	SFG	.223	57	139	16	31	10	3	2	18	1
Totals	3	.239	441	1215	164	290	63	21	49	178	14

JOHN CURTIS • LHP • 1968

Year	Team(s)	ERA	W-L	G-S	SV	IP	H	ER	BB	SO
1970	BOS	11.57	0-0	1-0	0	2.1	4	3	1	1
1971	BOS	3.12	2-2	5-3	0	26.0	30	9	6	19
1972	BOS	3.73	11-8	26-21	0	154.1	161	64	50	106
1973	BOS	3.58	13-13	35-30	0	221.1	225	88	83	101
1974	STL	3.78	10-14	33-29	1	195.0	199	82	83	89
1975	STL	3.44	8-9	39-18	1	146.2	151	56	65	67
1976	STL	4.50	6-11	37-15	1	134.0	139	67	65	52
1977	SFG	5.49	3-3	43-9	1	77.0	95	47	48	47
1978	SFG	3.71	4-3	46-0	1	63.0	60	26	29	38
1979	SFG	4.18	10-9	27-18	0	120.2	121	56	42	85
1980	SDP	3.51	10-8	30-27	0	187.0	184	73	67	71
1981	SDP	5.13	2-6	28-8	0	66.2	70	38	30	31
1982	SDP,CAL	4.28	8-7	34-18	1	128.1	137	61	49	64
1983	CAL	3.80	1-2	37-3	5	90.0	89	38	40	36
1984	CAL	4.40	1-2	17-0	0	28.2	30	14	1	

MAJOR LEAGUE TIGERS

RUSTY GERHARDT • LHP • 1969-72

Year	Team(s)	ERA	W-L	G-S	SV	IP	H	ER	BB	SO
1974	SDP	7.07	2-1	23-1	1	35.2	44	28	17	22

DANIEL GOSSETT • RHP • 2012-14

Year	Team(s)	ERA	W-L	G-S	SV	IP	H	ER	BB	SO
2017	OAK	6.11	4-11	18-18	0	91.1	116	62	31	72
2018	OAK	5.18	0-3	5-5	0	24.1	25	14	8	12
Totals	1	5.91	4-14	23-23	0	115.2	141	76	39	84

KHALIL GREENE • SS • 1999-02

Year	Team(s)	AVG	G	AB	R	H	2B	3B	HR	RBI	SB
2003	SDP	.215	20	65	8	14	4	1	2	6	0
2004	SDP	.273	139	484	67	132	31	4	15	65	4
2005	SDP	.250	121	436	51	109	30	2	15	70	5
2006	SDP	.245	121	412	56	101	26	2	15	55	5
2007	SDP	.254	153	611	89	155	44	3	27	97	5
2008	SDP	.213	105	389	30	83	15	2	10	35	5
2009	STL	.200	77	170	21	34	7	0	6	24	2
Totals	2	.245	736	2567	322	628	157	14	90	352	25

BERT HEFFERNAN • C • 1985-88

Year	Team(s)	AVG	G	AB	R	H	2B	3B	HR	RBI	SB
1992	SEA	.091	8	11	0	1	1	0	0	1	0

MIKE HOLTZ • LHP • 1991-94

Year	Team(s)	ERA	W-L	G-S	SV	IP	H	ER	BB	SO
1996	CAL	2.45	3-3	30-0	0	29.1	21	8	19	31
1997	ANA	3.32	3-4	66-0	2	43.1	38	16	15	40
1998	ANA	4.75	2-2	53-0	1	30.1	38	16	15	29
1999	ANA	8.06	2-3	28-0	0	22.1	26	20	15	17
2000	ANA	5.05	3-4	61-0	0	41.0	37	23	18	40
2001	ANA	4.86	1-2	63-0	0	37.0	40	20	15	38
2002	OAK,SDP	5.40	2-2	49-0	0	35.0	42	21	30	26
2006	BOS	16.20	0-0	3-0	0	1.2	3	3	4	2
Totals	4	4.76	16-20	353-0	3	240.0	245	127	131	223

STEVEN JACKSON • RHP • 2001-04

Year	Team(s)	ERA	W-L	G-S	SV	IP	H	ER	BB	SO
2009	PIT	3.14	2-3	40-0	0	43.0	38	15	22	21
2010	PIT	8.74	0-1	11-0	0	11.1	17	11	6	7
Totals	1	4.31	2-4	51-0	0	54.1	55	31	28	28

JIMMY KEY • LHP • 1980-82

Year	Team(s)	ERA	W-L	G-S	SV	IP	H	ER	BB	SO
1984	TOR	4.65	4-5	63-0	10	62.0	70	32	32	44
1985	TOR	3.00	14-6	35-32	0	212.2	188	71	50	85
1986	TOR	3.57	14-11	36-35	0	232.0	222	92	74	141
1987	TOR	2.76	17-8	36-36	0	261.0	210	80	66	161
1988	TOR	3.29	12-5	21-21	0	131.1	127	48	30	65
1989	TOR	3.88	13-14	33-33	0	216.0	226	93	27	118
1990	TOR	4.25	13-7	27-27	0	154.2	169	73	22	88
1991	TOR	3.05	16-12	33-33	0	209.1	207	71	44	125
1992	TOR	3.53	13-13	33-33	0	216.2	205	85	59	117
1993	NYG	3.00	18-6	34-34	0	236.2	219	79	43	173
1994	NYG	3.27	17-4	25-25	0	168.0	177	61	52	97
1995	NYG	5.64	1-2	5-5	0	30.1	40	19	6	14
1996	NYG	4.68	12-11	30-30	0	169.1	171	88	58	116
1997	BAL	3.43	16-10	34-34	0	212.1	210	81	82	141
1998	BAL	4.20	6-3	25-11	0	79.1	77	37	23	53
Totals	3	3.51	186-117	470-389	10	2591.2	2518	1010	668	1538

SPENCER KIEBOOM • C • 2010-12

Year	Team(s)	AVG	G	AB	R	H	2B	3B	HR	RBI	SB
2016	WSN	----	1	0	1	0	0	0	0	0	0
2018	WSN	.232	52	125	16	29	5	0	2	13	0
Totals	1	.232	53	125	17	29	5	0	2	13	0

BILLY KOCH • RHP • 1994-96

Year	Team(s)	ERA	W-L	G-S	SV	IP	H	ER	BB	SO
1999	TOR	3.39	0-5	56-0	31	63.2	55	24	30	57
2000	TOR	2.63	9-3	68-0	33	68.2	78	23	18	60
2001	TOR	4.80	2-5	69-0	36	79.1	69	37	33	55
2002	OAK	3.27	11-4	84-0	44	93.2	73	34	46	93
2003	CHW	5.77	5-5	55-0	11	53.0	59	34	28	42
2004	CHW,FLA	4.41	2-3	47-0	8	49.0	45	24	36	50
Totals	4	3.89	29-25	379-0	163	407.1	379	176	191	357

BRODY KOERNER • RHP • 2013-15

Year	Team(s)	ERA	W-L	G-S	SV	IP	H	ER	BB	SO
2021	NYG	3.00	0-0	2-0	0	3.0	2	1	2	1

BRIAN KOWITZ • OF • 1988-90

Year	Team(s)	AVG	G	AB	R	H	2B	3B	HR	RBI	SB
1995	ATL	.167	10	24	3	4	1	0	0	3	0

JOE LANDRUM • RHP • 1946,47

Year	Team(s)	ERA	W-L	G-S	SV	IP	H	ER	BB	SO
1950	BRO	8.10	0-0	7-0	1	6.2	12	6	1	5
1952	BRO	5.21	1-3	9-5	0	38.0	46	22	10	17
Totals	1	5.64	1-3	16-5	1	44.2	58	28	11	22

MATTHEW LECROY • C/1B • 1995-97

Year	Team(s)	AVG	G	AB	R	H	2B	3B	HR	RBI	SB
2000	MIN	.174	56	167	18	29	10	0	5	17	0
2001	MIN	.425	15	40	6	17	5	0	3	12	0
2002	MIN	.260	63	181	19	47	11	1	7	27	0
2003	MIN	.287	107	345	39	99	19	0	17	64	0
2004	MIN	.269	88	264	25	71	14	0	9	39	0
2005	MIN	.260	101	304	33	79	5	0	17	50	0
2006	WSN	.239	39	67	5	16	3	0	2	9	0
2007	MIN	.150	7	20	1	3	1	0	0	0	0
Totals	2	.260	476	1388	146	361	68	1	60	218	0

DOMINIC LEONE • RHP • 2010-12

Year	Team(s)	ERA	W-L	G-S	SV	IP	H	ER	BB	SO
2014	SEA	2.17	8-2	57-0	0	66.1	52	16	25	70
2015	SEA,ARI	8.40	0-5	13-0	0	15.0	19	14	9	9
2016	ARI	6.33	0-1	25-0	0	27.0	45	19	12	23
2017	TOR	2.56	3-0	65-0	1	70.1	51	20	23	81
2018	STL	4.50	1-2	29-0	0	24.0	27	12	8	26
2019	STL	5.53	1-0	40-0	1	40.2	39	25	22	46
2020	CLE	8.38	0-0	12-0	0	9.2	14	9	5	16
2021	SFG	1.51	4-5	57-4	2	53.2	37	9	22	50
2022	SFG	4.01	4-5	55-0	3	49.1	55	22	24	52
2023	NYM,LAA,SEA	4.67	1-3	51-0	1	54.0	49	28	28	54
2024	CHW	6.63	0-2	23-0	0	19.0	20	14	14	17
Totals	9	3.94	22-25	427-4	8	429.0	408	188	192	444

JOHN McMAKIN • LHP • 1900,01

Year	Team(s)	ERA	W-L	G-S	SV	IP	H	ER	BB	SO
1902	BRO	3.09	2-2	4-4	0	32.0	34	11	11	6

NORM McMILLAN • 3B • 1915-17

Year	Team(s)	AVG	G	AB	R	H	2B	3B	HR	RBI	SB
1922	NYG	.256	33	78	7	20	1	2	0	13	4
1923	BOS	.253	131	459	37	116	24	5	0	42	13
1924	SLB	.279	76	201	25	56	12	2	0	27	6
1928	CHC	.220	49	123	11	27	2	2	1	12	0
1929	CHC	.271	124	495	77	134	35	5	5	55	13
Totals	4	.260	413	1356	157	353	74	16	6	149	36

BILLY McMILLON • OF • 1991-93

Year	Team(s)	AVG	G	AB	R	H	2B	3B	HR	RBI	SB
1996	FLA	.216	28	51	4	11	0	0	0	4	0
1997	FLA,PHI	.256	37	90	10	23	5	1	2	14	2
2000	DET	.301	46	123							

MAJOR LEAGUE TIGERS



**CARSON SPIERS
PITCHED 90.2
INNINGS FOR THE
REDS IN 2024.**

Year	Team(s)	ERA	W-L	G-S	SV	IP	H	ER	BB	SO	
1991	MIL	.283	133	414	71	117	13	6	8	54	14
1992	MIL	.313	12	16	2	5	2	0	0	2	1
1993	MIL	.238	113	340	43	81	8	4	2	36	9
1994	MIL	.252	73	214	27	54	10	1	0	17	7
1995	NYM	.208	63	72	5	15	2	1	0	11	0
1996	HOU	.252	122	218	27	55	10	1	6	26	7
1997	HOU	.320	132	291	51	93	27	4	4	48	10
1998	HOU	.273	123	384	66	105	27	4	4	43	11
1999	HOU	.288	127	393	56	113	18	5	4	39	10
2000	HOU	.301	124	355	41	107	17	3	3	43	7
2001	HOU	.333	4	3	0	1	0	0	0	0	0
Totals	3	.271	1252	3408	477	922	158	35	37	388	97

CARSON SPIERS • RHP • 2017-20

Year	Team(s)	ERA	W-L	G-S	SV	IP	H	ER	BB	SO
2023	CIN	6.92	0-1	4-2	1	13.0	18	10	7	12
2024	CIN	5.46	5-7	22-10	0	90.2	112	55	27	80
Totals	1	5.64	5-8	26-12	1	103.2	130	65	34	92

HAROLD STOWE • LHP • 1957-59

Year	Team(s)	ERA	W-L	G-S	SV	IP	H	ER	BB	SO
1960	NY	9.00	0-0	1-0	0	1.0	0	1	1	0

SPENCER STRIDER • RHP • 2018,20

Year	Team(s)	ERA	W-L	G-S	SV	IP	H	ER	BB	SO
2021	ATL	3.86	1-0	2-0	0	2.1	2	1	1	0
2022	ATL	2.67	11-5	31-20	0	131.2	86	39	45	202
2023	ATL	3.86	20-5	32-32	0	186.2	146	80	58	281
2024	ATL	7.00	0-0	2-2	0	9.0	10	7	5	12
Totals	1	3.47	32-10	67-54	0	329.2	244	127	109	495

BRYCE TEODOSIO • OF • 2018-21

Year	Team(s)	AVG	G	AB	R	H	2B	3B	HR	RBI	SB
2024	LAA	.083	5	12	1	1	0	0	0	0	0

TIM TEUFEL • INF • 1979,80

Year	Team(s)	AVG	G	AB	R	H	2B	3B	HR	RBI	SB
1983	MIN	.308	21	78	11	24	7	1	3	6	0
1984	MIN	.262	157	568	76	149	30	3	14	61	1
1985	MIN	.260	138	434	58	113	24	3	10	50	4
1986	NYM	.247	93	279	35	69	20	1	4	31	1
1987	NYM	.308	97	299	55	92	29	0	14	61	3
1988	NYM	.234	90	273	35	64	20	0	4	31	0
1989	NYM	.256	83	219	27	56	7	2	2	15	1
1990	NYM	.246	80	175	28	43	11	0	10	24	0
1991	NYM,SDP	.217	117	341	41	74	16	0	12	44	9
1992	SDP	.224	101	246	23	55	10	0	6	25	2
1993	SDP	.250	96	200	26	50	11	2	7	31	2
Totals	3	.254	1073	3112	415	789	185	12	86	379	23

KEN VINING • LHP • 1994-96

Year	Team(s)	ERA	W-L	G-S	SV	IP	H	ER	BB	SO
2001	CHW	17.55	0-0	8-0	0	6.2	15	13	7	3

DENNY WALLING • 1B/3B • 1975

Year	Team(s)	AVG	G	AB	R	H	2B	3B	HR	RBI	SB
1975	OAK	.125	6	8	0	1	1	0	0	2	0
1976	OAK	.273	3	11	1	3	0	0	0	0	0
1977	HOU	.286	6	21	1	6	0	1	0	6	0
1978	HOU	.251	120	247	30	62	11	3	3	36	9
1979	HOU	.327	82	147	21	48	8	4	3	31	3
1980	HOU	.299	100	284	30	85	6	5	3	29	4
1981	HOU	.234	65	158	23	37	6	0	5	23	2
1982	HOU	.205	85	146	22	30	4	1	1	14	4

1983	HOU	.296	100	135	24	40	5	3	3	19	2
1984	HOU	.281	87	249	37	70	11	5	3	31	7
1985	HOU	.270	119	345	44	93	20	1	7	45	5
1986	HOU	.312	130	382	54	119	23	1	13	58	1
1987	HOU	.283	110	325	45	92	21	4	5	33	5
1988	HOU,STL	.239	84	234	22	56	13	2	1	21	2
1989	STL	.304	69	79	9	24	7	0	1	11	0
1990	STL	.220	78	127	7	28	5	0	1	19	0
1991	TEX	.091	24	44	1	4	1	0	0	2	0
1992	HOU	.333	3	3	1	1	0	0	0	0	0
Totals	4	.271	1271	2945	372	799	142	30	49	380	44

MARK WATSON • LHP • 1994,95

Year	Team(s)	ERA	W-L	G-S	SV	IP	H	ER	BB	SO
2000	CLE	8.53	0-1	6-0	0	6.1	12	6	2	4
2002	SEA	18.00	1-0	3-0	0	4.0	8	8	4	1
2003	CIN	4.50	0-0	2-0	0	2.0	2	1	1	2
Totals	3	10.95	1-1	11-0	0	12.1	22	15	7	7

ELI WHITE • OF/INF • 2014-16

Year	Team(s)	AVG	G	AB	R	H	2B	3B	HR	RBI	SB
2020	TEX	.188	19	48	5	9	2	0	0	3	1
2021	TEX	.177	64	198	26	35	6	1	6	15	4
2022	TEX	.200	47	105	16	21	2	0	3	10	12
2023	ATL	.071	6	14	1	1	0	0	0	0	0
2024	ATL	.282	35	39	9	11	1	1	1	4	3
Totals	2	.191	171	404	57	77	11	2	10	32	20

MATT WHITE • LHP • 1996-98

Year	Team(s)	ERA	W-L	G-S	SV	IP	H	ER	BB	SO
2003	BOS,SEA	22.24	0-1	6-0	0	5.2	13	14	5	0
2005	WSN	9.00	0-1	1-1	0	4.0	4	4	3	3
Totals	3	16.76	0-2	7-1	0	9.2	17	18	8	3

STEVE WILKERSON • INF • 2011-14

Year	Team(s)	AVG	G	AB	R	H	2B	3B	HR	RBI	SB
2018	BAL	.174	16	46	2	8	3	0	0	3	1
2019	BAL	.225	117	329	41	74	18	2	10	35	3
2021	BAL	.167	30	72	5	12	3	0	0	2	2
Totals	1	.210	163	447	48	94	24	2	10	40	6

Year	Team(s)	ERA	W-L	G-S	SV	IP	H	ER	BB	SO
2019	BAL	6.75	0-0	4-0	1	5.1	6	4	0	1
2021	BAL	9.00	0-0	1-0	0	1.0	2	1	0	0
Totals	1	7.11	0-0	5-0	1	6.1	8	5	0	1

KEITH WILLIAMS • OF • 1991-93

Year	Team(s)	AVG	G	AB	R	H	2B	3B	HR	RBI	SB
1996	SFG	.250	9	20	0	5	0	0	0	0	0

WESTON WILSON • OF/INF • 2014-16

Year	Team(s)	AVG	G	AB	R	H	2B	3B	HR	RBI	SB
2023	PHI	.313	8	16	5	5	0	0	1	2	3
2024	PHI	.284	40	88	13	25	7	1	3	10	3
Totals	1	.288	48	104	18	30	7	1	4	12	6

SCOTT WINCHESTER • RHP • 1993-95

Year	Team(s)	ERA	W-L	G-S	SV	IP	H	ER	BB	SO
1997	CIN	6.00	0-0	5-0	0	6.0	9	4	2	3
1998	CIN	5.81	3-6	16-16	0	79.0	101	51	27	40
2000	CIN	3.68	0-0	5-0	0	7.1	10	3	2	3
2001	CIN	4.50	0-2	12-1	0	24.0	29	12	4	9
Totals	1	5.42	3-8	38-17	0	116.1	149	70	35	55

MAJOR LEAGUE BESTS

SEASONS

Rk	Player	Years	Seasons
1.	Denny Walling	1975-92	18
2.	John Curtis	1970-84	15
	Jimmy Key	1984-98	15
4.	Billy O'Dell	1954,56-67	13
	Bill Spiers	1989-01	13

CAREER HITS

Rk	Player	Years (Seasons)	Hits
1.	Bill Spiers	1989-01 (13)	922
2.	Denny Walling	1975-92 (18)	799
3.	Tim Teufel	1983-93 (11)	789
4.	Brad Miller	2013-23 (11)	740
5.	Khalil Greene	2003-09 (7)	628

CAREER HOME RUNS

Rk	Player	Years (Seasons)	Home Runs
1.	Brad Miller	2013-23 (11)	123
2.	Khalil Greene	2003-09 (7)	90
3.	Tim Teufel	1983-93 (11)	86
4.	Bill Schroeder	1983-90 (8)	61
5.	Matthew LeCroy	2000-07 (8)	60

CAREER WINS

Rk	Player	Years (Seasons)	Wins
1.	Jimmy Key	1984-98 (15)	186
2.	Flint Rhem	1924-28,30-36 (12)	105
	Billy O'Dell	1954,56-67 (13)	105
4.	John Curtis	1970-84 (15)	89
5.	Kris Benson	1999,00,02-06,09,10 (9)	70

CAREER STRIKEOUTS

Rk	Player	Years (Seasons)	Strikeouts
1.	Jimmy Key	1984-98 (15)	1538
2.	Billy O'Dell	1954,56-67 (13)	1133
3.	John Curtis	1970-84 (15)	825
4.	Kris Benson	1999,00,02-06,09,10 (9)	806
5.	Flint Rhem	1924-28,30-36 (12)	534

LED LEAGUE IN STATISTICAL CATEGORY

Year	Player	Team (League)	Cat.	Value
1926	Flint Rhem	Cardinals (NL)	Wins	20
1958	Billy O'Dell	Orioles (AL)	K/BB	2.69
	Billy O'Dell	Orioles (AL)	HR/9 IP	0.53
1987	Jimmy Key	Blue Jays (AL)	ERA	2.76
	Jimmy Key	Blue Jays (AL)	Opp. BA	.221
	Jimmy Key	Blue Jays (AL)	Opp. O% %	.273
1993	Jimmy Key			

DOUG KINGSMORE STADIUM

Doug Kingsmore Stadium, the home of Tiger baseball since 1970, has seen many changes and improvements over the years, but it has not lost its aesthetic beauty and unique feel on the west side of the Clemson University campus.

Former Clemson baseball star and Board of Trustees Emeritus Doug Kingsmore gave the athletic department a \$1 million gift towards renovation of Clemson's baseball stadium, formerly known as Tiger Field. During the 2002 and 2003 offseasons, Doug Kingsmore Stadium underwent radical renovations, as over \$5 million was spent. Since then, many other renovations have been performed to keep Doug Kingsmore Stadium among the best in the country. D1Baseball tabbed it as the No. 6 ballpark in the country and No. 1 in the ACC in September 2016.

Kingsmore, who passed away on Dec. 5, 2023, played for the Tigers for three seasons (1952-54). An All-ACC and All-District III outfielder in 1954, he became the first Tiger in history to hit 10 home runs in a season. He did that in 1954 while playing just 24 games. He led the ACC in home runs and runs (25) that year, and he led

the Tigers in batting average (.371), slugging percentage (.742) and RBIs (27).

Kingsmore played three years of professional baseball in the Baltimore Oriole organization before beginning a successful business career. He served three terms on the Clemson University Board of Trustees and became trustee emeritus when his elected term expired in 2002.

Clemson was No. 12 in the nation and No. 1 in the ACC in average attendance (5,060) in 2024. It marked the Tigers' 31st straight top-20 finish in the nation and set a school record.

This outstanding fan support from the Clemson community and upstate of South Carolina has contributed to the Tigers' outstanding home-field record. Clemson has played at Doug Kingsmore Stadium for 55 years and has a winning percentage of 78 percent (1323-381). That includes a 443-158 record (.737) in ACC regular-season contests. The Tigers have had a winning record in all 55 seasons at Doug Kingsmore Stadium as well.

The school record for consecutive victories at Doug Kingsmore Stadium (26) was set over the 1990 and

2024 ATTENDANCE LEADERS

Rk	School	Dates	Total	Avg.
1.	Mississippi State	34	370,711	10,903
2.	LSU	36	390,033	10,834
3.	Arkansas	39	394,146	10,106
4.	Ole Miss	31	298,461	9628
5.	Texas	36	269,143	7476
6.	South Carolina	33	232,501	7045
7.	Texas A&M	40	257,258	6431
8.	Florida	32	195,199	6100
9.	Tennessee	44	234,921	5339
10.	Southern Mississippi	31	164,825	5317
11.	Nebraska	26	135,734	5221
12.	Clemson	35	177,094	5060
13.	Florida State	36	179,336	4982
14.	East Carolina	35	170,277	4865
15.	Oklahoma State	30	144,850	4828

1991 seasons. Clemson won its last home game in 1990, then won its first 25 home games in 1991. The streak lasted from May 10, 1990 until April 28, 1991,



DOUG KINGSMORE STADIUM



YEAR-BY-YEAR RECORDS

Year	ACC	Win %	Overall	Win %
1970	10-0	1.000	20-1	.952
1971	6-1	.857	17-6	.739
1972	4-1	.800	12-3	.800
1973	3-1	.750	8-7	.533
1974	6-1	.857	13-3	.813
1975	7-1	.875	18-2	.900
1976	4-0	1.000	15-4	.789
1977	4-0	1.000	23-4	.852
1978	6-0	1.000	24-2	.923
1979	5-0	1.000	17-2	.895
1980	6-2	.750	25-6	.806
1981	7-0	1.000	17-9	.654
1982	7-1	.875	21-7	.750
1983	4-1	.800	16-5	.762
1984	6-2	.750	21-10	.677
1985	5-0	1.000	16-9	.640
1986	6-2	.750	23-7	.767
1987	8-2	.800	30-6	.833
1988	11-0	1.000	30-2	.938
1989	7-1	.875	27-5	.844
1990	8-2	.800	26-5	.839
1991	10-1	.909	31-1	.969
1992	10-2	.833	27-4	.871
1993	4-6	.400	23-8	.742
1994	11-1	.917	28-5	.848
1995	11-1	.917	33-1	.971
1996	9-3	.750	34-8	.810
1997	9-2	.818	28-5	.848
1998	9-2	.818	33-6	.846
1999	9-3	.750	25-7	.781
2000	10-2	.833	37-5	.881
2001	10-2	.833	27-8	.771
2002	7-5	.583	36-9	.800
2003	9-3	.750	27-6	.818
2004	10-2	.833	23-9	.719
2005	11-4	.733	25-7	.781
2006	15-0	1.000	36-5	.878
2007	9-6	.600	25-11	.694
2008	6-9	.400	18-13	.581
2009	11-4	.733	31-9	.775
2010	12-3	.800	29-9	.763
2011	9-6	.600	28-9	.757
2012	8-7	.533	21-14	.600
2013	10-5	.667	26-9	.743
2014	7-8	.467	22-12	.647
2015	7-7	.500	16-14	.533
2016	10-5	.667	26-9	.743
2017	10-5	.667	29-11	.725
2018	9-6	.600	28-9	.757
2019	8-7	.533	21-12	.636
2020	3-0	1.000	13-2	.867
2021	10-8	.556	17-11	.607
2022	10-5	.667	26-8	.765
2023	9-6	.600	25-12	.676
2024	11-4	.733	30-8	.789
Totals	443-158	.737	1323-381	.776

CLEMSON VS. ACC AT DOUG KINGSMORE STADIUM

Team	W-L	Win %
Boston College	25-5	.833
Duke	49-15	.766
Florida State	32-16	.667
Georgia Tech	40-18	.690
Louisville	9-6	.600
Maryland	55-4	.932
Miami (Fla.)	10-11	.476
North Carolina	45-18	.714
NC State	45-26	.634
Notre Dame	8-7	.533
Pittsburgh	4-2	.667
South Carolina	2-0	1.000
Virginia	44-16	.733
Virginia Tech	17-1	.944
Wake Forest	58-13	.817
Totals	443-158	.737

Note: Only includes ACC regular-season games; **bold** denotes 2025 ACC opponent at Doug Kingsmore Stadium.

SINGLE-SEASON ATTENDANCE BESTS

Rk	Year	Dates	Total	Avg.
1.	2024	35	177,094	5060
2.	2018	34	169,450	4984
3.	2007	34	163,537	4810
4.	2013	31	147,296	4751
5.	2006	39	184,946	4742

when Georgia Tech ended the streak with an 11-6 win. Clemson won its next 21 home games, giving the Tigers 47 home wins in a 48-home game stretch from 1990-92.

Nine times during the 1994 season, an opposing top-20 team tasted defeat at Doug Kingsmore Stadium, and four times a team ranked in the top three lost to the Tigers. Seven wins against top-20 teams, including three victories over a top-10 Florida State squad, were recorded at home in the 1996 season.

In 2000, the Tigers had an 8-3 record against top-25 foes at home. After Clemson won three games against No. 2 Florida State, Head Coach Mike Martin opined on how tough it is to play at Doug Kingsmore Stadium.

"If you had told me in 1992 that we were going to go to a place where we'd be 2-13 over the next eight years, I would have gone to the administration and suggested we join another conference," Martin told Tallahassee Democrat. "Clemson is a very tough place to play...the toughest place to play of any place I've ever competed in all my years of college baseball. The good news is it's 727 days before we have to go back to Clemson."

Martin echoed those sentiments after his top-ranked Seminoles salvaged the series with their only win in the finale at Doug Kingsmore Stadium in 2012.

"That was one of the biggest wins of the year for us. I don't care what anyone says...this is the toughest place that I have had to play a baseball game in all of my years of coaching."

Doug Kingsmore Stadium has seen steady improvement since its first season in 1970 and is now one of the top facilities in the country. Evidence of its high rating among facilities across the nation has been demonstrated in recent years, when Doug Kingsmore Stadium was named as a site for a regional and/or a super regional in 1994, 1995, 1996, 1998, 2000, 2001, 2002, 2005, 2006, 2009, 2010, 2011, 2016, 2017, 2018, 2023 and 2024.

The renovations began during the summer of 2002, which has kept Clemson's ballpark among the country's best. The stadium has a brick façade that surrounds every entrance. A green roof that covers much more of the stands and a press box that is twice as large adds



DOUG KINGSMORE STADIUM

to the comfort of fans attending the game and the media covering it. The press box, which is accessible by elevator, includes four large booths for broadcasting and a separate media center that accommodates up to 18 media members.

There is also a patio area outside the press box that is above the existing stands along the first and third-base lines. The area is used for receptions and other events throughout the year.

Two ticket booths, concession stands with an adjoining picnic area and enlarged restrooms make the facility easily accessible and fan-friendly. A grand stairway leading from the McFadden Building parking lot to the stadium's main entrance is an added feature from a convenience and aesthetic aspect.

The players also realize improvements, as four batting cages were constructed and recently enclosed with a pitching lab beyond the right-field fence. The dugouts were almost doubled in length and width.

Prior to the 2008 season, new lights were installed, then a practice facility with field turf was built behind the batting cages in 2009. Additional chairback seats were also added behind the right-field fence.

Before the 2010 season, the Thomas F. Chapman Grandstands were built behind the left-field fence, adding 1,000 seats. Chapman, who was a two-time All-ACC pitcher at Clemson (1963-65), gave \$2 million to Clemson University, \$1 million of which went to the grandstands.

Before the 2013 season, chairback seats were added in the main grandstand at Doug Kingsmore Stadium, replacing the bleacher seats. The videoboard was upgraded as well. After the 2013 season, the playing surfaced was re-leveled and an upgraded drainage system was installed that can handle multiple inches of rain per hour without pooling of water. Home plate was moved out 10 feet, creating more space behind home plate and shorter distances to the outfield fence.

In 2015, the stadium continued with upgrades, including a new three-story building behind the first-base dugout. It houses a state-of-the-art clubhouse, coaches offices and a player lounge among other amenities. Premium seating was also added behind home plate. In



2016, a berm was created behind the third-base stands and is a favorite among young Tiger fans.

Prior to the 2020 season, the hitting facility was renovated to include state-of-the-art electronics as well as to make it fully enclosed for use throughout the winter. Prior to 2023, a sleep/recovery room was created on the second floor and a new videoboard was installed.

In 2025, the visitor bullpen was moved to create additional space for fans near the visitor dugout, field turf was added in the entire foul territory and the netting was extended down the outfield foul lines.

The stadium is located in the middle of Clemson's athletic facilities. It is across the street from Littlejohn Coliseum, home of Tiger basketball, and Memorial Stadium, home of Clemson football. It is also located between Jervey Athletic Center, home of the administration, and McWhorter Stadium, home of Tiger softball.

Doug Kingsmore Stadium has over 4,500 permanent seats, but is capable of holding 6,272 fans thanks to a

hill area down the left-field line that is popular with the Clemson student-body. The stadium attendance record was set on March 6, 2022, when 6,636 fans saw Clemson defeated South Carolina 5-2 and finish the series sweep.

The park features a terrace in the outfield adjacent to the fence, similar to the old Crosley Field in Cincinnati, Ohio, which ironically was torn down the year Doug Kingsmore Stadium was constructed. Bill Wilhelm, Clemson's longtime head coach who was the skipper when the field was built, liked the look and practicality of a field with grass all the way around the outfield instead of gravel or dirt.

Former MLB catcher Jason Varitek, who played at Georgia Tech in the 1990s, said Doug Kingsmore Stadium was his favorite venue to play at.

"They had rowdy fans. And the fans are right on the action. They were closer to the on-deck circle than we were."

RECORD VS. OPPONENTS AT DOUG KINGSMORE STADIUM

Opponent ^(First-Last Game)	W-L	Win %
Alabama ⁽¹⁹⁸³⁻¹⁰⁾	5-4	.556
App State ⁽¹⁹⁷³⁻¹⁴⁾	17-2	.895
Arkansas ⁽²⁰⁰²⁾	2-1	.667
Auburn ⁽¹⁹⁸⁷⁻⁰⁴⁾	10-5	.667
Austin Peay ⁽²⁰¹⁸⁾	2-1	.667
Ball State ⁽¹⁹⁸⁴⁾	1-2	.333
Belmont Abbey ⁽¹⁹⁷⁰⁻⁷¹⁾	3-0	1.000
Binghamton ⁽²⁰²³⁾	3-0	1.000
Boston College ⁽²⁰⁰⁷⁻²⁴⁾	25-5	.833
California ⁽¹⁹⁹⁷⁾	1-2	.333
Campbell ⁽¹⁹⁸²⁻⁹⁰⁾	3-1	.750
Central Michigan ⁽¹⁹⁷³⁾	0-1	.000
Charleston Southern ⁽¹⁹⁷⁶⁻¹⁸⁾	17-1	.944
Charlotte ⁽¹⁹⁸⁵⁻²⁴⁾	11-3	.786
Cincinnati ⁽²⁰¹¹⁻²¹⁾	4-0	1.000
Coastal Carolina⁽¹⁹⁸⁸⁻²⁴⁾	37-7	.841
College of Charleston ⁽²⁰⁰¹⁻²³⁾	18-4	.818
Columbus ⁽¹⁹⁹¹⁾	2-0	1.000
Davidson⁽¹⁹⁸⁶⁻¹¹⁾	3-0	1.000
Dayton ⁽²⁰¹⁰⁾	1-0	1.000
DBU ⁽²⁰¹⁸⁾	3-0	1.000
Duke⁽¹⁹⁷⁰⁻²³⁾	50-15	.769
East Carolina ⁽¹⁹⁷⁹⁻⁰²⁾	9-2	.818
East Tennessee State ⁽¹⁹⁷¹⁻²³⁾	20-5	.800
Eastern Kentucky ⁽¹⁹⁹²⁾	2-0	1.000
Eastern Michigan ⁽²⁰¹¹⁻¹⁴⁾	4-2	.667
Elon ⁽²⁰⁰⁰⁻¹⁷⁾	16-6	.727
Erskine ⁽¹⁹⁷⁷⁻⁸⁴⁾	4-0	1.000
FIU ⁽¹⁹⁸⁵⁾	1-1	.500
Florida ⁽²⁰²⁴⁾	0-2	.000
Florida Atlantic ⁽¹⁹⁹⁸⁾	1-1	.500
Florida Gulf Coast ⁽²⁰¹⁰⁾	3-1	.750
Florida State ⁽¹⁹⁷¹⁻²⁴⁾	38-20	.655
Francis Marion ⁽¹⁹⁷⁶⁻⁸⁶⁾	4-1	.800

Furman ⁽¹⁹⁸³⁻²⁰⁾	35-5	.875
Gardner-Webb⁽¹⁹⁷⁵⁻¹⁹⁾	10-0	1.000
George Mason ⁽¹⁹⁹⁵⁻⁰⁷⁾	8-1	.889
George Washington ⁽¹⁹⁷⁰⁾	1-0	1.000
Georgia⁽¹⁹⁷⁰⁻²³⁾	38-18	.679
Georgia Regents ⁽¹⁹⁸⁴⁻⁹¹⁾	2-0	1.000
Georgia Southern ⁽¹⁹⁷¹⁻¹⁵⁾	30-12	.714
Georgia State ⁽²⁰²¹⁻²³⁾	4-1	.800
Georgia Tech ⁽¹⁹⁷⁰⁻²⁴⁾	46-20	.697
Hartford ⁽²⁰²²⁾	3-0	1.000
High Point ⁽¹⁹⁷⁶⁻²⁴⁾	10-0	1.000
Holy Cross ⁽²⁰¹²⁾	1-0	1.000
Howard ⁽¹⁹⁷⁸⁻⁸²⁾	10-0	1.000
Illinois ⁽¹⁹⁸⁶⁻⁰⁰⁾	3-0	1.000
Indiana ⁽²⁰²²⁾	3-0	1.000
Jacksonville ⁽¹⁹⁹⁵⁾	1-0	1.000
James Madison ⁽¹⁹⁷⁶⁻¹⁶⁾	20-0	1.000
Kansas ⁽²⁰⁰⁶⁾	2-1	.667
Kansas State ⁽¹⁹⁹⁹⁻²⁴⁾	4-0	1.000
Kennesaw State ⁽²⁰¹⁸⁻²⁴⁾	4-1	.800
Kentucky ⁽¹⁹⁸⁵⁻⁹⁷⁾	4-1	.800
Lewis ⁽¹⁹⁷⁷⁻⁷⁸⁾	6-0	1.000
Liberty⁽¹⁹⁸⁸⁻²⁰⁾	5-3	.625
Lipscomb ⁽²⁰²³⁾	1-0	1.000
Louisville⁽¹⁹⁷⁰⁻²³⁾	15-6	.714
Maine ⁽¹⁹⁹⁶⁻¹⁶⁾	20-2	.909
Manhattan ⁽²⁰²⁴⁾	2-0	1.000
Maryland ⁽¹⁹⁷⁰⁻¹³⁾	57-4	.934
Marshall ⁽¹⁹⁷⁵⁻⁹⁰⁾	15-1	.938
Memphis ⁽²⁰⁰⁷⁾	2-1	.667
Mercer ⁽¹⁹⁷⁴⁻⁰⁸⁾	9-1	.900
Miami (Fla.) ⁽¹⁹⁸⁹⁻²²⁾	13-14	.481
Miami (Ohio) ⁽²⁰¹⁰⁾	1-0	1.000
Michigan State ⁽²⁰⁰⁹⁾	1-0	1.000
Middle Tennessee ⁽²⁰⁰⁰⁾	2-0	1.000

Mississippi State ⁽²⁰⁰⁰⁻⁰⁶⁾	3-0	1.000
Morehead State ⁽¹⁹⁹⁷⁻¹⁸⁾	6-0	1.000
Navy ⁽¹⁹⁹⁵⁾	1-0	1.000
NC State ⁽¹⁹⁷⁰⁻²⁴⁾	48-26	.649
Nevada ⁽²⁰¹⁷⁾	2-1	.667
New Hampshire ⁽¹⁹⁹⁴⁾	1-0	1.000
New York Tech ⁽²⁰⁰¹⁾	3-0	1.000
Newberry ⁽¹⁹⁷⁷⁾	0-1	.000
North Carolina ⁽¹⁹⁷⁰⁻²³⁾	45-18	.714
North Carolina A&T⁽²⁰⁰⁵⁾	1-0	1.000
Northeastern ⁽²⁰²²⁾	2-1	.667
Notre Dame⁽¹⁹⁹⁴⁻²³⁾	8-8	.500
Ohio ⁽¹⁹⁷⁰⁻⁰¹⁾	14-7	.667
Ohio State ⁽¹⁹⁸⁰⁻⁸⁸⁾	9-3	.750
Oklahoma State ⁽²⁰⁰⁹⁻¹⁶⁾	2-3	.400
Old Dominion ⁽¹⁹⁸³⁻⁰³⁾	27-5	.844
Oral Roberts ⁽²⁰⁰⁵⁻⁰⁶⁾	3-0	1.000
Pacific ⁽²⁰⁰⁷⁾	3-0	1.000
Pittsburgh ⁽²⁰¹⁶⁻²⁴⁾	4-2	.667
Presbyterian⁽²⁰⁰⁹⁻²⁴⁾	11-3	.786
Purdue ⁽²⁰⁰²⁾	3-0	1.000
Richmond ⁽²⁰⁰¹⁾	2-1	.667
Rider ⁽¹⁹⁷⁰⁾	2-0	1.000
Sacred Heart ⁽²⁰¹¹⁾	1-0	1.000
Saint John's ⁽¹⁹⁷⁵⁻¹⁸⁾	2-0	1.000
Seton Hall ⁽¹⁹⁸⁹⁻⁰¹⁾	5-0	1.000
Siena ⁽¹⁹⁹⁶⁾	2-0	1.000
South Alabama ⁽¹⁹⁸⁷⁻¹⁹⁾	6-4	.600
South Carolina⁽¹⁹⁷⁰⁻²⁴⁾	57-29	.663
South Florida ⁽¹⁹⁹⁶⁾	1-2	.333
Southern California ⁽¹⁹⁹⁸⁾	0-1	.000
Stetson ⁽¹⁹⁹⁸⁾	3-0	1.000
Stony Brook ⁽²⁰²⁰⁾	3-0	1.000
Tampa ⁽¹⁹⁹²⁾	3-0	1.000
Tennessee ⁽¹⁹⁸¹⁻²³⁾	12-3	.800

Tennessee Tech ⁽²⁰⁰³⁻¹⁹⁾	6-0	1.000
The Citadel⁽¹⁹⁸²⁻¹⁹⁾	14-2	.875
Toledo ⁽¹⁹⁷⁶⁻⁷⁷⁾	5-3	.625
UAB ⁽²⁰¹²⁾	2-1	.667
UC Irvine ⁽²⁰⁰⁵⁾	3-0	1.000
UCF ⁽²⁰⁰⁴⁻²³⁾	1-5	.167
UConn ⁽²⁰¹¹⁾	0-2	.000
UNC Asheville ⁽¹⁹⁹⁸⁻⁰⁹⁾	4-0	1.000
UNC Greensboro ⁽²⁰⁰⁸⁻²⁴⁾	7-0	1.000
UNCW ⁽¹⁹⁷⁶⁻⁰⁹⁾	21-3	.875
UNLV ⁽²⁰⁰⁰⁻¹⁴⁾	3-1	.750
Notre Dame ⁽¹⁹⁸⁵⁾	1-0	1.000
USC Aiken ⁽¹⁹⁷⁶⁻⁰⁹⁾	7-2	.779
USC Upstate ⁽²⁰⁰⁹⁻²⁴⁾	2-0	1.000
Valdosta State ⁽¹⁹⁸⁷⁾	2-0	1.000
Vanderbilt ⁽¹⁹⁸⁶⁻¹⁸⁾	2-5	.286
Vermont ⁽¹⁹⁷⁰⁾	1-0	1.000
Virginia ⁽¹⁹⁷⁰⁻²¹⁾	44-16	.733
Virginia Tech ⁽¹⁹⁸⁰⁻²¹⁾	23-3	.885
VMI ⁽²⁰¹⁹⁾	3-0	1.000
Wake Forest⁽¹⁹⁷⁰⁻²³⁾	60-15	.800
West Virginia ⁽¹⁹⁷²⁻¹⁵⁾	7-2	.778
Western Carolina ⁽¹⁹⁷⁴⁻¹⁸⁾	46-5	.902
Western Michigan ⁽¹⁹⁷³⁾	1-1	.500
Wichita State ⁽¹⁹⁸¹⁾	0-1	.000
William & Mary ⁽²⁰⁰⁰⁻¹⁸⁾	8-1	.889
Winthrop⁽¹⁹⁸¹⁻²⁴⁾	22-6	.786
Wofford ⁽¹⁹⁹⁹⁻²²⁾	15-0	1.000
Wright State ⁽²⁰¹⁰⁻¹⁷⁾	7-2	.778
Xavier ⁽²⁰²⁴⁾	3-0	1.000
Yale ⁽²⁰¹⁷⁾	2-0	1.000
Totals	1323-381	.776

Note: Bold denotes 2025 opponent scheduled to play at Doug Kingsmore Stadium.

HISTORY & RECORDS

CHAMPIONSHIP TRADITION

Clemson has made 12 appearances in the College World Series and has won 19 NCAA regional championships. The tradition dates to 1947, when Clemson advanced to the Final Eight of the NCAA Tournament before losing to Yale and a first baseman named George Bush.

Clemson has won an ACC regular-season title 22 times, more than any other ACC school. The Tigers have won 16 ACC titles, also more than any other school. The program has the most ACC Tournament titles (11) in history as well.

CLEMSON HAS ADVANCED TO THE COLLEGE WORLD SERIES 12 TIMES, INCLUDING IN 2010.

TIGER TITLES

ACC REGULAR-SEASON TITLES (22)

Year	ACC	Overall
1954	8-4	14-10
1958	12-3	22-8
1959	11-5	24-8
1967	11-2	29-9
1973	10-2	24-16
1974	10-1	23-15
1975	10-2	33-10
1976	10-2	36-15
1977	9-1	42-10
1978	10-2	39-14
1979	10-1	40-15
1981	10-4	34-24
1982	10-2	37-22
1984	12-2	38-17
1985	9-4	36-30-1
1988	18-2	54-14
1991	18-3	60-10
1992	19-5	50-14
1994	20-4	57-18
1995	20-4	54-14
2006	24-6	53-16
2018	22-8	47-16

ACC TOURNAMENT TITLES (11)

Year	ACCT	Overall
1976	3-0	36-15
1978	3-0	39-14
1980	4-0	38-21
1981	5-1	34-24
1989	5-0	50-20
1991	5-0	60-10
1993	5-1	45-20
1994	4-1	57-18
2006	4-1	53-16
2016	4-0	44-20
2023	4-0	44-19

NCAA REGIONAL TITLES (19)

Year	Regional	Overall
1947	3-1	24-5
1958	4-1	22-8
1959	3-0	24-8
1976	3-0	36-15
1977	3-1	42-10
1980	3-0	38-21
1991	4-0	60-10
1995	4-0	54-14
1996	4-0	51-17
1999	4-1	42-27
2000	3-0	51-18
2001	3-0	41-22
2002	3-0	54-17
2005	3-0	43-23
2006	3-0	53-16
2007	3-0	41-23
2009	4-1	44-22
2010	3-1	45-25
2024	3-0	44-16

NCAA SUPER REGIONAL TITLES (4)

Year	SR	Overall
2000	2-0	51-18
2002	2-1	54-17
2006	2-0	53-16
2010	2-1	45-25

CWS APPEARANCES (12)

Year	CWS	Overall
1958	1-2	22-8
1959	1-2	24-8
1976	1-2	36-15
1977	1-2	42-10
1980	0-2	38-21
1991	0-2	60-10
1995	0-2	54-14
1996	2-2	51-17
2000	1-2	51-18
2002	2-2	54-17
2006	1-2	53-16
2010	2-2	45-25



TEAM RECORDS

BATTING

AT-BATS

Inning: 22 vs. NC State, 4-6-1979 (9th)
 Game: 73 vs. Fordham, 5-26-1988
 Both Teams: 135 vs. Fordham, 5-26-1988 (Clemson 70, Fordham 65)
 Season: 2,639 1994

HITS

Inning: 12 at NC State, 4-6-1979 (9th)
 12 vs. Maryland, 3-21-1998 (3rd)
 Game: 29 vs. Auburn, 5-8-1982
 Both Teams: 48 vs. Auburn, 5-8-1982 (Clemson 29, Auburn 19)
 Season: 874 1991

DOUBLES

Game: 10 vs. Coastal Carolina, 2-18-1989
 Both Teams: 12 vs. Auburn, 5-8-1982 (Clemson 7, Auburn 5)
 Season: 189 1991

TRIPLES

Game: 5 vs. Duke, 4-6-1986
 Both Teams: 7 vs. Howard, 4-8-1978 (Clemson 4, Howard 3)
 Season: 39 1986

HOME RUNS

Inning: 5 vs. South Carolina, 5-8-1962 (6th)
 Game: 8 vs. South Carolina, 5-8-1962
 Both Teams: 11 vs. South Carolina, 5-8-1962 (Clemson 8, South Carolina 3)
 11 vs. Vanderbilt, 6-3-2018 (Vanderbilt 9, Clemson 2)
 11 vs. Louisville, 5-25-2021 (Louisville 7, Clemson 4)
 Season: 112 2002

GRAND SLAMS

Game: 2 vs. South Carolina, 3-7-2010
 2 vs. Louisiana, 3-3-1991
 2 vs. Xavier, 2-16-2024
 Season: 8 2010

RBIs

Game: 37 at NC State, 4-6-1979
 Both Teams: 52 vs. South Carolina, 4-23-1997 (South Carolina 36, Clemson 16)
 Season: 622 1991

BATTING AVERAGE

Game: .523 vs. Georgia Southern, 3-12-2002 (23-for-44)
 .523 vs. Davidson, 5-17-2011 (23-for-44)
 Season: .341 1991 (874-for-2562)

TOTAL BASES

Game: 56 vs. South Carolina, 5-8-1962 (12 1B, 6 2B, 8 HR)
 Both Teams: 94 vs. South Carolina, 5-8-1962 (22 1B, 11 2B, 2 3B, 11 HR)
 Season: 1,462 1991

RUNS

Inning: 19 vs. Maryland, 3-21-1998 (3rd)
 Game: 41 at NC State, 4-6-1979
 Both Teams: 54 vs. South Carolina, 4-23-1997 (South Carolina 38, Clemson 16)
 Season: 698 1991

HIGHEST RUN MARGIN

Game: +32 at NC State, 4-6-1979 (41-9)
 Season: +385 1991 (698-313)
 Per Game: +5.5 1991

LOWEST RUN MARGIN

Game: -23 at Georgia, 4-4-1939 (4-27)
 Season: -70 1956 (102-172)
 Per Game: -3.5 1956

STOLEN BASES

Game: 12 vs. The Citadel, 4-21-1950
 Season: 188 1988
 Per Game: 2.8 1978

WINNING STREAKS

OVERALL

Rk	WS	First Opponent	Score	Date	Ended By	Score	Date
1.	26	Columbus ⁽¹⁾	12-2	2-26-1977	South Carolina	1-2	3-28-1977
2.	25	UT Arlington	18-0	2-18-1995	South Carolina	2-4	3-28-1995
3.	21	Ohio State ⁽²⁾	4-3	3-26-1988	South Carolina	7-11	4-23-1988
4.	17	Eastern Kentucky ⁽¹⁾	7-0	2-16-1992	Maryland	9-10	3-15-1992
	17	Boston College ⁽²⁾	4-1	4-22-2006	+ Georgia Tech ⁽¹⁾	7-8	5-27-2006
	17	Boston College	6-3	4-29-2023	Tennessee	5-6	6-3-2023
7.	15	Charlotte	23-6	2-24-1988	% Brigham Young	2-9	3-15-1988
	15	Maine	7-3	2-23-1996	Duke ⁽¹⁾	4-7	3-16-1996
	15	^ Georgia Tech	11-5	5-26-2021	Northeastern	3-5	3-13-2022
10.	14	Seton Hall	7-5	3-28-1989	Maryland ⁽¹⁾	4-5	4-16-1989
	14	Winthrop	5-4	3-4-2003	Western Carolina	5-9	3-25-2003

+ - Jacksonville, Fla.; % - Fresno, Calif.; ^ - Charlotte, N.C.

HOME

Rk	WS	First Opponent	Score	Date	Ended By	Score	Date
1.	26	Campbell	8-4	5-10-1990	Georgia Tech	6-11	4-28-1991
2.	25	Florida State	3-0	5-4-1996	South Carolina	3-11	4-2-1997
3.	21	UNCW	10-6	3-27-1976	South Carolina	1-2	3-28-1977
	21	Duke	17-4	5-5-1991	Maryland	9-10	3-15-1992

PITCHING

INNINGS PITCHED

Game: 19.1 vs. Georgia, 4-16-2019
 Season: 689.0 1994

HITS ALLOWED

Game: 0 vs. many
 Season: 93 1953
 Per 9 IP: 5.62 1953 (93 H, 149.0 IP)

RUNS ALLOWED

Game: 0 vs. many
 Season: 51 2020
 Per Game: 2.71 1967

EARNED RUNS ALLOWED

Game: 0 vs. many
 Season: 39 1953
 Per Game: 2.05 1967

STRIKEOUTS

Game: 24 vs. Georgia, 4-16-2019
 Season: 663 1996
 Per 9 IP: 10.85 2020

WALKS ALLOWED

Game: 0 vs. many
 Season: 58 1957
 Per 9 IP: 2.26 2017

FIELDING

ERRORS

Game: 12 vs. Georgia, 4-6-1946
 Both Teams: 18 vs. Georgia, 4-6-1946
 Season: 135 1985

FIELDING PERCENTAGE

Game: 1.000 vs. many
 Season: .977 2023 (53 errors, 2,315 chances)

DOUBLE PLAYS

Game: 6 vs. New Orleans, 5-21-1989
 6 vs. Georgia, 4-5-1995
 Both Teams: 8 vs. UNCW, 2-27-1988 (Clemson 4, UNCW 4)
 Season: 81 1995
 81 2010

TRIPLE PLAYS

Game: 1 vs. many
 Season: 1 1955, 1971, 1995

MISCELLANEOUS SINGLE-SEASON RECORDS

Games: 75 1994
 Consecutive Games Scoring a Run: 232 4-24-1984 to 5-4-1986
 Wins: 60 1991
 Consecutive Wins: 26 1977
 Winning Percentage: 85.7 1991 (60-10)
 Slugging Percentage: .571 1991 (1,462 TB, 2,562 AB)
 Runners Left on Base: 610 1999
 Complete Games: 27 1976
 Pitching Shutouts: 11 1977
 ERA: 2.16 1967 (78 ER, 335.0 IP)
 Strikeout-to-Walk Ratio: 3.93 2017 (562 K, 143 BB)
 Saves: 26 2002



ALDEN MATHES HIT THE FIRST OF THE TIGERS' TWO GRAND SLAMS IN THE 2024 SEASON OPENER AGAINST XAVIER.



INDIVIDUAL RECORDS

BATTING

GAMES

Season:	75 Seth Brizek, 1994
	75 Mike Hampton, 1994
	75 Shane Monahan, 1994
Career:	272 Khalil Greene, 1999-02

AT-BATS

Game:	9 Tony Masone at NC State, 4-6-1979
	9 Bert Heffernan vs. Fordham, 5-26-1988
	9 Grayson Byrd vs. Georgia, 4-16-2019
	9 Bryar Hawkins vs. Georgia, 4-16-2019
Season:	330 Shane Monahan, 1994
Career:	1,069 Khalil Greene, 1999-02

HITS

Inning:	3 Robert Bonnette at NC State (9th), 4-7-1979
Game:	6 Joey Taylor vs. South Carolina, 5-8-1962
	6 Neil Simons vs. Georgia, 2-27-1980
	6 Greg Guin at Georgia, 4-8-1981
	6 Bob Paulling vs. Georgia Tech, 4-17-1983
	6 Bert Heffernan vs. Auburn, 3-25-1987
	6 Jerry Brooks vs. Charlotte, 2-24-1988
	6 Chad Phillips vs. Maryland, 3-15-1992
	6 Brad McCann vs. College of Charleston, 5-12-2004
Consecutive:	9 Bob Paulling vs. Georgia Tech (6) & Virginia (3), 4-17,20-1983
Hitting Streak:	41 Rusty Adkins, 1965,66
Season:	137 Shane Monahan, 1994
Career:	403 Khalil Greene, 1999-02

DOUBLES

Game:	3 Joey Taylor vs. South Carolina, 5-8-1962
	3 Pat Fitzsimmons vs. Wake Forest, 4-26-1975
	3 Dave Caldwell vs. Arizona State, 6-10-1977
	3 Tim Teufel vs. Western Carolina, 2-28-1980
	3 Bert Heffernan vs. Auburn, 3-25-1987
	3 Mike Couture at Coastal Carolina, 2-18-1989
	3 Mike Lockhart vs. Davidson, 4-3-1989
	3 Khalil Greene at Arkansas, 5-29-1999
	3 Khalil Greene at North Carolina, 4-1-2000
	3 Russell Triplett at Old Dominion, 3-20-2001
	3 Khalil Greene vs. South Carolina, 3-3-2002
	3 Tyler Colvin vs. Florida State, 5-3-2004
	3 Tyler Colvin at NC State, 4-24-2005
	3 Taylor Harbin vs. Miami (Fla.), 5-21-2005
	3 Marquez Smith vs. Florida State, 5-12-2006
	3 Richie Shaffer vs. Holy Cross, 3-7-2012
	3 Reed Rohlman vs. Florida State, 5-16-2015
Season:	33 Khalil Greene, 2002
Career:	95 Khalil Greene, 1999-02

TRIPLES

Game:	2 many
Season:	11 Bill Spiers, 1987
Career:	21 Shane Monahan, 1993-95

HOME RUNS

Inning:	2 Brooks Shumake vs. Maryland (1st), 4-15-1982
	2 Chuck Baldwin vs. Maryland (1st), 3-27-1986
	2 Kyle Frank at Maryland (2nd), 4-20-2003
	2 Wilson Boyd vs. Mercer (3rd), 2-24-2008
Game:	2 Logan Davidson vs. Notre Dame (4th), 5-23-2018
	2 Ray Mathews vs. Furman, 5-1-1950
	3 Bill Barnett vs. Furman, 4-22-1953
	3 Jack McCall vs. Georgia Tech, 4-14-1964
	3 Denny Walling at Wake Forest, 4-19-1975
	3 Neil Simons at NC State, 4-7-1979
	3 Bob Paulling at Georgia, 4-6-1983
	3 Steve Baucom at Charlotte, 3-31-1987
	3 Chuck Baldwin at Maryland, 5-5-1987
	3 Shane Monahan at NC State, 4-11-1993
	3 Jeff Baker vs. Winthrop, 4-3-2002
	3 Taylor Harbin at NC State, 4-23-2005
	3 Kyle Parker at Wake Forest, 3-9-2008 ⁽²⁾
	3 John Hinson vs. USC Upstate, 4-21-2010
	3 Grayson Byrd vs. Charleston Southern, 3-13-2018
	3 Caden Grice vs. Louisville, 4-20-2021
	3 Will Taylor vs. USC Upstate, 2-27-2024
	3 Blake Wright vs. Presbyterian, 3-20-2024
	3 Jimmy Obertop vs. Pittsburgh, 4-20-2024 ⁽²⁾
Consecutive Games:	5 Matthew LeCroy, 4-7 to 4-13, 1996
	5 Michael Johnson, 5-18 to 6-1, 2001
	5 Khalil Greene, 3-12 to 3-17, 2002
	5 Max Wagner, 4-17 to 4-23, 2022
Season:	27 Khalil Greene, 2002
	27 Max Wagner, 2022
Career:	59 Jeff Baker, 2000-02
	59 Andy D'Alessio, 2004-07

HITTING HOME RUN FROM BOTH SIDES OF THE PLATE

Inning:	1 Logan Davidson vs. Notre Dame (4th), 5-23-2018
Game:	1 Logan Davidson vs. Pittsburgh, 5-17-2018
	1 Logan Davidson vs. Notre Dame, 5-23-2018
Season:	2 Logan Davidson, 2018
Career:	2 Logan Davidson, 2017-19

GRAND SLAMS

Game:	1 many
Series:	2 Chris Williams vs. Miami (Fla.), 4-13,14-2018
	2 Blake Wright vs. Florida State, 3-23,24-2024
Season:	3 Caden Grice, 2023
Career:	5 Seth Beer, 2016-18

EXTRA BASE HITS

Game:	5 Joey Taylor vs. South Carolina, 5-8-1962 (3 2B, 2 HR)
Season:	61 Khalil Greene, 2002 (33 2B, 1 3B, 27 HR)
Career:	154 Khalil Greene, 1999-02 (95 2B, 7 3B, 52 HR)

RBIs

Game:	10 Ray Mathews vs. Furman, 5-1-1950
	10 Neil Simons at NC State, 4-7-1979
	10 Jerry Brooks vs. Charlotte, 2-24-1988
Season:	91 Khalil Greene, 2002
Career:	276 Khalil Greene, 1999-02

BATTING AVERAGE

Season:	.485 Dude Buchanan, 1941 (33 H, 68 AB) (min. 50 AB)
	.470 Khalil Greene, 2002 (134 H, 285 AB) (min. 100 AB)
	.470 Khalil Greene, 2002 (134 H, 285 AB) (min. 150 AB)
Career:	.421 Denny Walling, 1975 (59 H, 140 AB) (min. 100 AB)
	.402 Dude Buchanan, 1939-41 (74 H, 184 AB) (min. 150 AB)
	.394 Shane Monahan, 1993-95 (337 H, 856 AB) (min. 500 AB)
	.394 Shane Monahan, 1993-95 (337 H, 856 AB) (min. 700 AB)

SLUGGING PERCENTAGE

Season:	.877 Khalil Greene, 2002 (250 TB, 285 AB) (min. 50 AB)
	.877 Khalil Greene, 2002 (250 TB, 285 AB) (min. 100 AB)
	.877 Khalil Greene, 2002 (250 TB, 285 AB) (min. 150 AB)
Career:	.807 Denny Walling, 1975 (113 TB, 140 AB) (min. 100 AB)
	.668 Tim Teufel, 1979,80 (244 TB, 365 AB) (min. 300 AB)
	.648 Seth Beer, 2016-18 (419 TB, 647 AB) (min. 500 AB)

TOTAL BASES

Game:	16 Taylor Harbin at NC State, 4-23-2005 (1 1B, 1 3B, 3 HR)
Season:	250 Khalil Greene, 2002 (73 1B, 33 2B, 1 3B, 27 HR)
Career:	668 Khalil Greene, 1999-02 (249 1B, 95 2B, 7 3B, 52 HR)

RUNS

Game:	7 Dave Buffamoyer at NC State, 4-6-1979
Season:	97 Shane Monahan, 1994
Career:	285 Bert Heffernan, 1982-85

STOLEN BASES

Game:	5 Fred Knoebel vs. Furman, 4-26-1950
	5 Mike Couture vs. NC State, 5-6-1989
Season:	47 Henry Threadgill, 1989
	47 Kevin Northrup, 1992
Career:	85 Henry Threadgill, 1986-89
	85 Mike Couture, 1987-90

SACRIFICE BUNTS

Game:	2 many
Season:	21 Brad Chalk, 2006
Career:	40 Brad Chalk, 2005-07

SACRIFICE FLIES

Game:	2 many
Season:	11 Keith Williams, 1993
Career:	20 Matthew LeCroy, 1995-97
	20 Khalil Greene, 1999-02

HIT-BY-PITCH

Game:	3 Khalil Greene vs. New York Tech, 3-30-2001
	3 Bo Majkowski vs. Boston College, 5-21-2019
Season:	21 Khalil Greene, 2001
Career:	58 Khalil Greene, 1999-02

WALKS

Game:	5 many
Season:	64 Jason Harris, 1999
	64 Henri Stanley, 1999
	64 Seth Beer, 2017
Career:	207 Bert Heffernan, 1985-88

WALKS PER AT-BAT

Season:	1/2.93 Brian Ellis, 1998
Career:	1/3.59 Seth Beer, 2016-18

PITCHING

GAMES

Season:	33 Scott Winchester, 1995
	33 Nick Glaser, 2000
	33 Daniel Moskos, 2006
	33 Alex Frederick, 2010
Career:	98 Matt Additon, 1997-00

STARTS

Season:	19 Brian Barnes, 1988
	19 Brian Barnes, 1989
	19 Jason Dawsey, 1995
	19 Kris Benson, 1996
	19 Ryan Mottl, 2000
	19 Steve Reba, 2002
	19 Casey Harman, 2010
Career:	68 Ryan Mottl, 1997-00

COMPLETE GAMES

Season:	11 Chuck Porter, 1976
Career:	26 Rusty Gerhardt, 1969-72

SHUTOUTS

Season:	4 Ron Musselman, 1976
	4 Kris Benson, 1996
Career:	6 Ron Musselman, 1976,77

WINS

Season:	16 Brian Barnes, 1989
Consecutive:	15 Kris Benson, 1995-96
	12 Chuck Porter, 1976
	12 Ron Musselman, 1977
	12 Jason Angel, 1991
Career:	44 Brian Barnes, 1986-89

WINNING PERCENTAGE

Season:	100.0 Chuck Porter, 1976 (12-0)
Career:	94.4 Mike Kimbrell, 1988-91 (17-1)

INNINGS PITCHED

Game:	16.0 Chuck Porter vs. Virginia, 4-19-1974 ⁽¹⁾
Season:	156.0 Kris Benson, 1996
Career:	475.1 Brian Barnes, 1986-89

ERA

Season:	0.59 Scott Winchester, 1995 (3 ER, 45.2 IP)
Career:	1.51 Billy O'Dell, 1952-54 (37 ER, 219.2 IP)

STRIKEOUTS

Game:	21 Flint Rhem vs. Furman, 4-30-1923
	21 Billy O'Dell vs. South Carolina, 4-4-1952
	20 Joe Hazle at The Citadel, 4-18-1947
	18 Billy O'Dell vs. Furman, 4-23-1952
	18 Brian Barnes vs. App State, 3-6-1988
	18 Brian Barnes vs. Old Dominion, 3-7-1989
	17 Harold Stowe vs. Florida, 6-9-1958
	17 Damon Vincent vs. Wake Forest, 5-14-1962
	17 Brian Barnes vs. South Carolina, 3-31-1989
	17 Brian Barnes vs. Wake Forest, 3-19-1989
	17 Kris Benson vs. Virginia Tech, 3-10-1996
Season:	208 Brian Barnes, 1989
Career:	513 Brian Barnes, 1986-89

STRIKEOUTS PER NINE INNINGS PITCHED

Game:	21.0 Billy O'Dell vs. South Carolina, 4-4-1952
Season:	13.4 Billy O'Dell, 1953 (108 K, 72.1 IP)
Career:	12.3 Billy O'Dell, 1952-54 (300 K, 219.2 IP)

STRIKEOUT-TO-WALK RATIO

Season:	38.00 Mat Clark, 2021 (38 K, 1 BB)
Career:	4.83 Alex Eubanks, 2016,17 (174 K, 36 BB)

HITS PER NINE INNINGS PITCHED

Season:	3.11 Billy O'Dell, 1953 (25 H, 72.1 IP)
Career:	5.29 Billy O'Dell, 1952-54 (129 H, 219.2 IP)

WALKS PER NINE INNINGS PITCHED

Season:	0.23 Mat Clark, 2021 (1 BB, 40.0 IP)
Career:	1.69 Nick Hoffmann, 2020-23 (26 BB, 138.1 IP)

SAVES

Season:	15 Nick Glaser, 2000
Career:	34 Scott Winchester, 1993-95

BATTERS FACED

Season:	606 Kris Benson, 1996
Career:	2,052 Brian Barnes, 1986-89

YEARLY BATTING & FIELDING STATS

Year	W-L-T	G	AB	R	H	2B	3B	HR	TB	RBI	SH	SF	HP	SB	BB	SO	BA	Sig%	PO	A	E	DP	Fld %
1939	10-7-0	17	539	85	140	20	7	8	198	52	---	---	---	18	---	---	.259	.367	445	185	45	9	.933
1940	11-2-2	15	499	141	139	14	13	5	194	---	---	---	---	16	---	---	.279	.389	401	177	56	8	.912
1941	10-6-0	16	598	139	173	27	8	16	264	107	---	---	---	21	---	---	.289	.441	417	180	45	11	.930
1942	8-8-0	16	611	130	190	21	7	9	252	---	---	---	---	31	71	62	.311	.412	439	157	63	11	.904
1943	12-3-0	15	512	168	168	22	11	14	254	---	---	---	---	50	---	---	.328	.496	397	165	46	8	.924
1944																							
1945	7-5-0	12	402	81	83	9	3	4	110	---	---	---	---	15	61	67	.206	.274	295	127	38	4	.917
1946	12-5-0	17	639	125	166	23	9	5	222	85	---	---	---	15	79	90	.260	.347	476	235	65	5	.916
1947	24-5-0	29	975	244	252	48	11	15	367	157	---	---	---	40	155	123	.258	.376	---	---	78	---	---
1948	14-12-1	27	968	148	241	33	9	20	352	114	---	---	---	51	72	144	.249	.364	---	---	79	---	---
1949	11-12-0	23	895	180	276	47	13	27	430	155	---	---	---	24	---	---	.308	.480	---	---	65	---	---
1950	20-11-0	31	1162	277	340	45	13	32	507	235	---	---	---	92	---	---	.293	.436	---	---	83	---	---
1951	16-6-0	22	758	177	215	33	9	15	311	116	---	---	---	75	98	60	.284	.410	---	---	57	---	---
1952	10-12-0	22	669	145	191	37	5	16	286	133	2	---	---	8	92	83	.286	.428	---	---	75	---	---
1953	11-6-0	17	583	111	153	30	6	13	234	94	10	---	6	15	56	98	.263	.401	440	161	57	5	.913
1954	14-10-0	24	824	155	210	23	12	25	332	130	14	---	10	38	126	121	.255	.403	624	231	66	13	.928
1955	7-11-0	18	627	100	176	28	6	13	255	80	5	---	8	9	75	101	.281	.407	464	189	66	10	.908
1956	4-14-0	18	625	104	152	13	8	19	238	93	11	---	8	---	---	---	.243	.381	478	178	68	7	.897
1957	6-12-0	18	602	70	131	15	5	5	173	57	3	1	---	5	68	109	.216	.287	465	183	48	---	.931
1958	22-8-0	30	1057	211	289	47	10	13	395	181	18	12	---	18	133	170	.273	.374	795	313	71	18	.940
1959	24-8-0	32	1107	223	302	38	22	17	435	184	12	15	12	45	191	173	.273	.393	860	308	70	21	.940
1960	11-10-1	22	786	152	228	32	15	20	350	132	6	11	14	23	111	107	.290	.445	583	262	55	28	.939
1961	12-11-0	23	793	182	230	40	8	16	334	161	4	14	17	11	154	154	.290	.421	577	245	50	17	.943
1962	17-8-0	25	905	215	282	42	7	49	458	182	6	7	8	21	130	141	.313	.508	645	321	43	29	.957
1963	15-11-0	26	953	185	269	34	14	22	397	160	8	9	8	27	140	143	.282	.417	694	271	57	29	.944
1964	13-13-0	26	903	174	251	34	15	26	393	151	6	11	15	13	126	170	.278	.435	692	306	48	12	.954
1965	18-10-2	30	1028	190	298	51	16	26	459	166	8	15	9	24	122	166	.289	.446	771	295	62	22	.945
1966	20-7-2	29	1048	264	336	49	18	35	526	230	2	15	13	36	159	169	.321	.502	764	309	47	30	.958
1967	29-9-0	38	1269	206	335	55	17	20	484	178	7	14	14	42	168	224	.264	.381	1005	387	55	35	.962
1968	27-14-0	41	1243	189	291	39	15	21	423	158	7	8	24	24	169	255	.234	.340	976	433	76	33	.949
1969	27-17-2	46	1495	332	427	60	25	43	666	275	8	17	11	44	256	277	.286	.455	1104	428	90	43	.945
1970	32-16-0	48	1447	243	364	54	31	21	543	197	22	16	28	47	214	251	.252	.371	1145	456	81	29	.952
1971	27-14-0	41	1357	199	343	52	20	18	489	168	11	11	15	30	201	275	.253	.360	1068	399	84	21	.946
1972	19-14-0	33	1079	161	282	42	14	17	403	140	15	5	21	19	141	214	.261	.374	827	346	55	20	.955
1973	24-16-0	40	1254	200	325	46	14	29	486	180	12	11	15	20	160	175	.259	.388	987	397	68	31	.953
1974	23-15-0	38	1355	254	393	72	16	26	575	228	10	18	18	31	203	163	.290	.424	1018	480	87	45	.945
1975	33-10-0	43	1422	306	405	75	14	32	604	257	6	21	16	88	226	209	.285	.425	1095	417	61	32	.961
1976	36-15-0	51	1802	327	496	79	28	39	748	288	16	27	32	50	267	240	.275	.415	1394	602	68	68	.967
1977	42-10-0	52	1776	403	548	99	22	43	820	345	20	24	15	75	307	222	.309	.462	1340	583	66	60	.967
1978	39-14-0	53	1699	378	504	93	23	43	772	320	29	12	10	143	294	217	.297	.454	1300	561	84	30	.957
1979	40-15-0	55	1906	457	586	104	20	82	976	412	20	22	11	102	293	233	.307	.512	1415	552	104	31	.950
1980	38-21-0	59	1996	384	581	104	19	46	861	348	13	17	23	117	287	196	.291	.431	1540	688	106	49	.955
1981	34-24-0	58	2098	405	601	129	18	57	937	365	11	28	12	73	290	325	.287	.447	1550	701	107	48	.955
1982	37-22-0	59	2133	482	637	129	18	64	994	415	5	22	16	103	334	302	.299	.466	1559	730	101	54	.958
1983	30-20-1	51	1756	331	505	88	14	44	753	294	11	17	17	92	243	294	.288	.429	1320	613	85	53	.958
1984	38-17-0	55	1856	384	539	86	20	48	809	342	15	26	21	78	297	331	.290	.436	1425	673	90	61	.959
1985	36-30-1	67	2333	469	719	131	25	77	1131	418	15	39	45	114	298	369	.308	.485	1704	777	135	60	.948
1986	42-21-0	63	2384	550	771	146	39	80	1235	490	4	32	19	129	323	301	.323	.518	1696	780	113	70	.956
1987	54-14-1	69	2408	580	770	140	33	66	1174	516	6	38	29	123	318	337	.320	.488	1769	787	96	74	.964
1988	54-14-0	68	2398	564	757	160	24	82	1208	477	3	37	41	188	304	325	.316	.504	1795	742	98	65	.963
1989	50-20-0	70	2406	503	679	143	26	57	1046	453	14	38	41	163	397	446	.282	.435	1875	702	109	59	.959
1990	43-23-0	66	2287	524	696	120	27	75	1095	459	16	37	42	119	310	379	.304	.479	1709	697	99	46	.960
1991	60-10-0	70	2562	698	874	189	33	111	1462	622	23	46	40	94	382	455	.341	.571	1847	790	117	61	.958
1992	50-14-0	64	2240	481	687	135	27	35	981	411	27	27	38	131	303	307	.307	.438	1701	717	89	56	.964
1993	45-20-0	65	2302	482	719	143	29	54	1082	419	20	41	49	71	258	355	.312	.470	1723	713	113	58	.956
1994	57-18-0	75	2639	514	774	145	27	48	1117	441	28	40	67	115	386	394	.293	.423	2067	818	117	60	.961
1995	54-14-0	68	2419	570	767	143	31	75	1197	481	35	31	57	88	344	405	.317	.495	1830	751	96	81	.964
1996	51-17-0	68	2320	473	682	145	17	64	1050	427	36	37	54	63	364	452	.294	.453	1847	748	95	51	.965
1997	41-23-0	64	2310	565	725	141	11	95	1173	509	18	28	59	51	369	426	.314	.508	1705	697	100	56	.960
1998	43-16-0	59	2102	529	686	133	16	64	1043	473	36	30	36	82	388	407	.326	.496	1589	703	83	41	.965
1999	42-27-0	69	2436	612	746	169	11	72	1153	550	36	31	47	121	463	507	.306	.473	1843	778	100	75	.963
2000	51-18-0	69	2387	516	725	141	28	37	1033	458	47	26	65	112	319	432	.304	.433	1852	801	86	62	.969
2001	41-22-0	63	2276	486	694	138	11	85	1109	439	38	28	69	97	239	379	.305	.487	1691	719	79	55	.968
2002	54-17-0	71	2535	581	821	157	18	112	1350	522	26	23	67	91	322	447	.324	.533	1907	826	82	78	.971
2003	39-22-0	61	2178	408	672	122	5	54	966	37													

YEARLY PITCHING STATS

Year	W-L-T	Saves	CG	SHO	IP	H	H/9 IP	R	ER	ERA	SO	SO/9 IP	BB	SO/BB
1953	11-6-0	---	7	3	149.0	93	5.62	79	39	2.36	159	9.60	77	2.06
1954	14-10-0	---	14	3	207.0	183	7.96	112	67	2.91	178	7.96	83	2.14
1955	7-11-0	---	9	0	160.0	---	---	---	---	---	113	6.62	75	1.51
1956	4-14-0	---	8	0	163.0	182	10.05	94	94	5.20	97	5.36	113	0.86
1957	6-12-0	---	9	1	155.0	157	9.12	91	75	4.35	91	5.28	58	1.57
1958	22-8-0	---	13	0	265.0	255	8.66	146	109	3.69	223	7.57	130	1.72
1959	24-8-0	---	9	3	286.2	195	6.12	111	76	2.39	276	8.67	122	2.26
1960	11-10-1	---	4	2	194.0	196	9.14	118	85	3.94	116	5.38	84	1.38
1961	12-11-0	---	10	1	192.1	187	8.76	134	100	4.68	129	6.04	126	1.02
1962	17-8-0	---	10	1	215.0	220	9.21	143	111	4.65	140	5.86	123	1.14
1963	15-9-0	---	5	0	231.1	226	8.79	161	113	4.40	181	7.04	138	1.31
1964	13-13-0	---	11	1	230.2	222	8.66	144	98	3.82	159	6.20	109	1.46
1965	18-10-2	---	11	4	257.0	220	7.70	125	88	3.08	238	8.33	131	1.82
1966	20-7-2	---	5	2	254.2	216	7.63	142	107	3.78	203	7.17	157	1.29
1967	29-9-0	---	8	7	335.0	244	6.56	103	78	2.16	268	7.20	135	1.99
1968	27-14-0	---	15	6	325.1	258	6.34	140	89	2.46	238	6.58	131	1.82
1969	27-12-2	---	14	2	368.0	332	8.12	232	176	4.30	293	7.17	227	1.29
1970	36-12-0	---	17	5	381.2	297	7.00	161	120	2.83	288	6.79	197	1.46
1971	27-14-0	---	12	4	356.0	295	7.46	154	117	2.96	307	7.76	142	2.16
1972	19-14-0	---	12	8	275.2	230	7.51	114	89	2.91	184	6.00	126	1.46
1973	24-16-0	8	8	6	329.0	262	7.17	167	126	3.45	242	6.62	168	1.44
1974	23-15-0	4	12	5	339.1	293	7.77	156	111	2.94	183	4.85	166	1.10
1975	33-10-0	13	14	4	365.0	277	6.83	133	100	2.47	253	6.24	183	1.38
1976	36-15-0	9	27	7	464.2	401	7.77	213	163	3.16	303	5.87	177	1.71
1977	42-10-0	13	19	11	446.2	409	8.24	209	166	3.34	309	6.23	210	1.47
1978	39-14-0	10	20	5	433.1	405	8.41	215	166	3.45	307	6.38	166	1.85
1979	40-15-0	10	14	5	471.2	437	8.34	255	184	3.51	353	6.74	203	1.74
1980	38-21-0	12	15	9	513.1	442	7.75	254	197	3.45	340	5.96	219	1.55
1981	34-24-0	9	15	4	516.2	537	9.35	328	265	4.62	255	4.44	237	1.08
1982	37-22-0	10	16	5	519.2	530	9.18	281	220	3.81	284	4.92	219	1.30
1983	30-20-1	11	4	5	440.0	387	7.92	223	170	3.48	251	5.13	221	1.14
1984	38-17-0	9	14	6	475.0	418	7.92	209	158	2.99	289	5.48	192	1.51
1985	36- 30 -1	10	18	4	567.2	639	10.13	426	329	5.18	337	5.34	317	1.06
1986	42-21-0	12	6	1	565.1	568	9.04	374	300	4.78	299	4.76	317	0.94
1987	54-14-1	16	17	6	589.2	570	8.67	315	248	3.79	399	6.09	290	1.38
1988	54-14-0	19	12	3	598.1	545	8.20	307	246	3.70	489	7.36	261	1.87
1989	50-20-0	17	12	6	625.0	531	7.65	293	224	3.22	626	9.01	297	2.11
1990	43-23-0	10	11	4	569.0	537	8.49	320	260	4.11	480	7.59	267	1.80
1991	60 -10-0	12	9	8	615.2	577	8.43	313	251	3.67	480	7.01	262	1.83
1992	50-14-0	14	6	8	567.1	484	7.68	222	180	2.86	463	7.34	221	2.10
1993	45-20-0	15	4	1	574.1	603	9.45	332	265	4.15	450	7.05	223	2.02
1994	57-18-0	18	3	3	689.0	649	8.48	346	265	3.46	626	8.18	249	2.51
1995	54-14-0	17	4	8	610.0	504	7.43	287	219	3.23	591	8.72	242	2.44
1996	51-17-0	10	12	10	615.2	494	7.22	254	207	3.03	663	9.69	210	3.16
1997	41-23-0	12	5	1	568.1	701	11.10	475	401	6.35	474	7.51	295	1.61
1998	43-16-0	12	2	3	531.0	501	8.49	302	252	4.27	465	7.88	222	2.09
1999	42-27-0	9	1	1	614.1	726	10.64	480	397	5.82	538	7.88	318	1.69
2000	51-18-0	21	3	6	617.1	618	9.01	323	274	3.99	438	6.39	257	1.70
2001	41-22-0	10	3	5	563.2	584	9.34	319	259	4.14	482	7.71	212	2.27
2002	54-17-0	26	1	4	635.2	652	9.23	350	296	4.19	520	7.36	236	2.20
2003	39-22-0	11	1	5	542.0	567	9.42	325	255	4.23	410	6.81	210	1.95
2004	39-26-0	15	1	3	580.1	592	9.18	330	283	4.39	525	8.14	221	2.38
2005	43-23-0	9	6	4	587.2	608	9.31	298	257	3.94	500	7.66	223	2.24
2006	53-16-0	17	2	6	615.0	558	8.17	277	223	3.26	550	8.05	211	2.61
2007	41-23-0	12	1	4	572.1	575	9.04	292	237	3.73	525	8.26	229	2.29
2008	31-27-1	12	2	2	518.1	593	10.30	341	274	4.76	441	7.66	178	2.48
2009	44-22-0	13	1	4	594.1	569	8.62	279	243	3.68	548	8.30	203	2.70
2010	45-25-0	14	1	2	626.0	684	9.83	385	326	4.69	486	6.99	230	2.11
2011	43-20-0	16	1	7	558.1	496	8.00	247	206	3.32	486	7.83	183	2.66
2012	35-28-0	13	0	1	575.1	588	9.20	289	249	3.90	460	7.20	248	1.85
2013	40-22-0	15	1	8	563.0	560	8.95	259	201	3.21	407	6.51	202	2.01
2014	36-25-0	13	4	4	548.0	502	8.24	285	240	3.94	496	8.15	237	2.09
2015	32-29-0	11	1	3	549.0	536	8.79	303	247	4.05	497	8.15	200	2.49
2016	44-20-0	11	2	3	575.0	599	9.38	344	283	4.43	468	7.33	216	2.17
2017	42-21-0	11	3	9	569.2	563	8.89	276	227	3.59	562	8.88	143	3.93
2018	47-16-0	21	0	2	571.2	514	8.09	264	232	3.65	520	8.19	236	2.20
2019	35-26-0	15	0	1	555.1	516	8.36	319	276	4.47	521	8.44	235	2.22
2020 [^]	14-3-0	5	0	4	156.0	122	8.04	51	45	2.60	188	10.85	72	2.61
2021	25-27-0	9	1	1	458.2	481	9.44	295	255	5.00	499	9.79	179	2.79
2022	35-23-0	12	0	3	510.2	503	8.86	320	276	4.86	515	9.08	240	2.15
2023	44-19-0	16	0	0	561.1	531	8.51	307	268	4.30	604	9.68	255	2.37
2024	44-16-0	16	1	3	536.2	501	8.40	336	276	4.63	571	9.58	242	2.36

[^] - season suspended March 12 and later canceled due to a coronavirus (COVID-19) pandemic; Note: **Bolded** figure denotes Clemson single-season high (single-season best for ratios).

SEASON BESTS

BATTING

GAMES			
Rk	Player	Year	G
1.	Seth Brizek	1994	75
	Mike Hampton	1994	75
	Shane Monahan	1994	75
4.	David Miller	1994	71
	Andy Monin	1994	71
	Khalil Greene	2002	71
	Michael Johnson	2002	71
8.	Kyle Frank	2002	70
	Jeff Schaus	2010	70
10.	Steve Baucom	1987	69
	Mike Couture	1989	69
	Henry Threadgill	1989	69
	Eric Macrina	1991	69
	Khalil Greene	1999	69
	Jason Harris	1999	69
	Henri Stanley	1999	69
	Patrick Boyd	2000	69
	Khalil Greene	2000	69
	Casey Stone	2000	69
	Adrian Casanova	2006	69
	Tyler Colvin	2006	69
	Andy D'Alessio	2006	69
	Herman Demmink	2006	69
	Mike Freeman	2010	69
	Brad Miller	2010	69

AT-BATS

Rk	Player	Year	G	AB
1.	Shane Monahan	1994	75	330
2.	Mike Freeman	2010	69	299
3.	Chuck Baldwin	1986	63	289
4.	David Miller	1994	71	288
5.	Seth Brizek	1994	75	287
	Mike Hampton	1994	75	287
7.	Khalil Greene	2002	71	285
8.	Jerry Brooks	1988	68	284
	Kyle Frank	2002	70	284
	Jeff Schaus	2010	70	284

HITS

Rk	Player	Year	G	Hits
1.	Shane Monahan	1994	75	137
2.	Khalil Greene	2002	71	134
3.	Mike Hampton	1994	75	109
4.	Chuck Baldwin	1986	63	107
5.	Jerry Brooks	1988	68	106
	Shane Monahan	1995	67	106
7.	Gary Burnham	1997	64	104
8.	David Miller	1995	68	103
	Casey Stone	2001	62	103
10.	Brian Kowitz	1990	66	102

MULTIPLE-HIT GAMES

Rk	Player	Year	G	MHG
1.	Shane Monahan	1994	75	46
2.	Khalil Greene	2002	71	42

3.	Chuck Baldwin	1986	63	37
4.	Mike Hampton	1994	75	34
	David Miller	1995	68	34
6.	Shane Monahan	1995	68	33
7.	Khalil Greene	1999	69	31
8.	Jerry Brooks	1988	68	30
	Mike Milchin	1988	68	30
	Brian Kowitz	1990	66	30
	Gary Burnham	1997	64	30
	Patrick Boyd	1999	62	30
	Casey Stone	2001	60	30

SINGLES

Rk	Player	Year	G	1B
1.	Shane Monahan	1994	75	94
2.	Casey Stone	2000	69	82
	Casey Stone	2001	60	82
4.	Mike Hampton	1994	75	73
	Khalil Greene	2002	71	73
6.	David Miller	1994	71	72
	Eric DeMoura	1997	63	72
8.	Brian Kowitz	1990	66	71
	Brad Chalk	2006	68	71
	Cam Cannarella	2023	59	71

DOUBLES

Rk	Player	Year	G	2B
1.	Khalil Greene	2002	71	33
2.	Kurt Bultmann	1997	60	31
3.	Taylor Harbin	2005	66	28
4.	Gary Burnham	1995	66	27
5.	Billy McMillon	1991	65	26
6.	Gary Burnham	1996	68	24
	Khalil Greene	2000	69	24
	Mike Freeman	2010	69	24
9.	Chuck Baldwin	1986	63	23
	Kevin Northrup	1992	64	23
	Shane Monahan	1994	75	23
	Gary Burnham	1997	64	23
	Kurt Bultmann	1999	68	23

TRIPLES

Rk	Player	Year	G	3B
1.	Bill Spiers	1987	64	11
2.	David Miller	1995	68	10
3.	Kevin Northrup	1991	67	9
	Shane Monahan	1994	75	9
5.	Don Russell	1969	46	8
	Dave Caldwell	1976	50	8
	Shawn Satterfield	1992	55	8
	Thomas Brittle	2012	58	8
9.	Rusty Adkins	1967	38	7
	Shane Monahan	1993	65	7
	Ryan Riley	2000	55	7

HOME RUNS

Rk	Player	Year	G	HR
1.	Khalil Greene	2002	71	27
	Max Wagner	2022	58	27
3.	Jeff Baker	2002	68	25

	Michael Johnson	2002	71	25
	Kris Harvey	2005	65	25
6.	Eric Macrina	1991	69	24
	Matthew LeCroy	1997	64	24
8.	Jeff Baker	2001	60	23
	Andy D'Alessio	2006	69	23
10.	Seth Beer	2018	63	22
	Jimmy Obertop	2024	57	22
	Blake Wright	2024	60	22

HOME RUNS PER AT-BAT

Rk	Player	Year	AB	HR	Ratio
1.	Max Wagner	2022	203	27	1/7.5
2.	Doug Kingsmore	1954	89	10	1/8.9
3.	George Sutton	1965	106	11	1/9.6
4.	Matthew LeCroy	1997	237	24	1/9.9
5.	Jimmy Obertop	2024	218	22	1/9.9
6.	Kris Harvey	2005	249	25	1/10.0
7.	Jeff Baker	2001	233	23	1/10.1
8.	Seth Beer	2018	226	22	1/10.3
9.	Eric Macrina	1990	189	18	1/10.5
10.	Michael Johnson	2002	263	25	1/10.5

Note: Minimum 10 home runs.

EXTRA BASE HITS

Rk	Player	Year	G	EBH
1.	Khalil Greene	2002	71	61
2.	Kurt Bultmann	1997	60	48
3.	Michael Johnson	2002	71	45
4.	Jim McCollom	1985	64	44
5.	Eric Macrina	1991	69	43
	Shane Monahan	1994	75	43
	Max Wagner	2022	58	43
8.	Taylor Harbin	2005	66	42
9.	Keith Williams	1993	65	41
10.	Chuck Baldwin	1986	63	40
	Billy McMillon	1991	65	40
	Gary Burnham	1997	64	40
	Patrick Boyd	1999	62	40
	Tyler Colvin	2006	69	40

RBIs

Rk	Player	Year	G	RBI
1.	Khalil Greene	2002	71	91
2.	Jeff Baker	2002	68	87
	Jeff Schaus	2010	70	87
4.	Andy D'Alessio	2006	69	85
5.	Eric Macrina	1991	69	84
6.	Gary Burnham	1997	64	82
7.	Michael Johnson	2002	71	81
8.	Jerry Brooks	1988	68	80
9.	Keith Williams	1993	65	79
	Matthew LeCroy	1997	64	79

BATTING AVERAGE

Rk	Player	Year	AB	Hits	Avg.
1.	Dude Buchanan	1941	68	33	.485
2.	Khalil Greene	2002	285	134	.470
3.	Homer Coker	1943	52	24	.462
4.	Rusty Adkins	1965	126	56	.444
5.	Johnny Jones	1962	82	36	.439
6.	Hank Sullivan	1943	63	27	.429
7.	Wyman Morris	1953	64	27	.422
8.	Denny Walling	1975	140	59	.421
9.	Shane Monahan	1994	330	137	.415

Note: Minimum 50 at-bats.

SLUGGING PERCENTAGE

Rk	Player	Year	AB	TB	Slg %
1.	Khalil Greene	2002	285	250	.877
2.	Max Wagner	2022	203	173	.852
3.	Dude Buchanan	1941	68	55	.809
4.	Denny Walling	1975	140	113	.807
5.	Billy Amick	2023	167	129	.772
6.	Joey Taylor	1962	64	49	.766
7.	Homer Coker	1943	52	39	.750
8.	Michael Johnson	2002	263	197	.749
9.	Jim McCollom	1985	251	188	.749
10.	Doug Kingsmore	1954	89	66	.742

Note: Minimum 50 at-bats.

TOTAL BASES

Rk	Player	Year	G	TB
1.	Khalil Greene	2002	71	250
2.	Shane Monahan	1994	75	211
3.	Michael Johnson	2002	71	197
4.	Jim McCollom	1985	64	188
5.	Chuck Baldwin	1986	63	180
6.	Jerry Brooks	1988	68	179

HITTING STREAKS

Rk	Player	HS	Avg	AB	R	H	RBI	Streak Start	Streak End
1.	Rusty Adkins	41	.438	169	49	74	28	4-10-1965	to 5-17-1966
2.	Brian Kowitz	37	.430	142	45	61	43	5-27-1989	to 4-10-1990
3.	Khalil Greene	34	.519	135	48	70	48	4-16-2002	to 6-14-2002
4.	Kyle Wilkie	29	.419	117	25	49	25	⁽¹⁾ 4-14-2018	to 6-3-2018
5.	Tyler Colvin	26	.435	115	27	50	36	4-22-2006	to 6-16-2006
	Seth Beer	26	.452	93	29	42	37	2-20-2016	to 4-8-2016
7.	Will Lamb	25	.379	95	16	36	17	3-27-2011	to ⁽¹⁵⁾ 5-14-2011
8.	Chuck Baldwin	24	.436	101	31	44	30	4-17-1987	to 5-21-1987
	Doug Hogan	24	.394	99	14	39	25	5-11-2007	to 3-8-2008
10.	Mike Milchin	22	.371	89	14	33	19	4-17-1988	to 5-26-1988
	Tim Rigsby	22	.380	97	26	37	27	4-11-1990	to 5-19-1990
	Shane Monahan	22	.534	88	35	47	31	5-28-1994	to 3-19-1995
	Jerome Robinson	22	.425	80	17	34	23	3-8-1996	to 4-7-1996
	Matthew LeCroy	22	.420	81	19	34	26	5-25-1996	to 3-8-1997
	David Slevin	22	.371	97	16	36	20	4-20-2003	to 5-31-2003
	Brad McCann	22	.410	100	17	41	21	4-25-2003	to 2-28-2004
	Thomas Brittle	22	.381	105	23	40	27	4-3-2012	to 5-8-2012
18.	Jeff Miller	21	.353	85	21	30	19	5-9-1991	to 2-29-1992
19.	Jerry Brooks	20	.341	82	22	28	20	3-24-1988	to 5-19-1988
	Khalil Greene	20	.458	83	20	38	25	4-21-2000	to 5-26-2000
	Michael Johnson	20	.436	78	23	34	34	3-1-2002	to 3-30-2002
	Brad Miller	20	.410	83	25	34	22	5-11-2010	to 6-25-2010
	Reed Rohlman	20	.513	78	17	40	19	3-26-2017	to 4-28-2017



SEASON BESTS

CYCLES

CLEMSON

- **Fred Knoebel** at South Carolina on May 5, 1950. Walk in 1st, triple in 2nd, single in 4th, home run in 5th, double in 7th, hit-by-pitch in 8th. Clemson won 14-5.
- **Steve Tucker** at Georgia Tech on Apr. 22, 1975. Double in 1st, on by error in 2nd, triple in 4th, home run in 6th, single in 7th, single in 9th. Clemson won 18-3.
- **Keith Williams** at Furman on Apr. 20, 1993. Home run in 1st, double in 3rd, single in 6th, triple in 9th. Clemson won 17-2.
- **Shane Monahan** at Hawaii Hilo on Mar. 19, 1994. Triple in 1st, single in 2nd, home run in 6th, double in 8th, single in 9th. Clemson won 13-5.
- **Gary Burnham** at UT Arlington on Feb. 18, 1995. Double in 1st, triple in 3rd, walk in 5th, strikeout in 6th, homer in 7th, single in 9th. Clemson won 18-0.

OPPONENTS

- **Dick Steed** of Georgia Tech in Atlanta, Ga. on Apr. 13, 1971. Triple in 1st, double in 2nd, strikeout in 4th, home run in 6th, single in 8th. Georgia Tech won 8-4.
- **Chris Pittaro** of North Carolina in Chapel Hill, N.C. on Mar. 21, 1981. Double in 1st, single in 2nd, home run in 3rd, triple in 6th, groundout to second base in 7th. North Carolina won 10-7.

Rk	Player	Year	G	HBP
	Eric Macrina	1991	69	179
8.	Jeff Baker	2002	68	177
9.	Keith Williams	1993	65	176
	Gary Burnham	1997	64	176

RUNS

Rk	Player	Year	G	Runs
1.	Shane Monahan	1994	75	97
2.	Bert Heffernan	1988	68	93
	Khalil Greene	2002	71	93
4.	Brian Kowitz	1990	66	87
5.	Henri Stanley	1999	69	85
	Kyle Parker	2010	67	85
7.	Mike Hampton	1994	75	84
8.	Gary Burnham	1997	64	83
9.	Shane Monahan	1995	67	82
10.	Jim Crowley	1991	68	79
	David Miller	1995	68	79

STOLEN BASES

Rk	Player	Year	G	SB
1.	Henry Threadgill	1989	69	47
	Kevin Northrup	1992	64	47
3.	Mike Hampton	1994	75	39
4.	Bill Spiers	1986	62	35
5.	Randy Mazey	1988	66	34
	Mike Couture	1989	69	34
	Brian Kowitz	1990	66	34
8.	Mike Couture	1988	62	32
	Henry Threadgill	1988	66	32
10.	Billy Weems	1980	59	30
	Brooks Shumake	1983	50	30
	Sam Hall	2019	61	30

SACRIFICE BUNTS

Rk	Player	Year	G	Sac.
1.	Brad Chalk	2006	68	21
2.	Brad Chalk	2005	64	15
3.	Casey Stone	2000	69	14
4.	J.D. Burgess	2007	55	13
5.	Adrian Casanova	2005	66	12
6.	Steve Pyzik	2001	52	11
7.	Jason Stolz	2011	63	10
8.	Doug Livingston	1995	68	9
	Ryan Riley	2001	62	9
	Adrian Casanova	2006	69	9

SACRIFICE FLIES

Rk	Player	Year	G	SF
1.	Keith Williams	1993	65	11
2.	Jim McCollom	1985	64	9
	Matthew LeCroy	1996	67	9
4.	Chuck Baldwin	1986	63	8
	Mike Milchin	1988	66	8
	Jim Crowley	1991	68	8
	Keith Williams	1992	62	8
	Garrett Boulware	2014	61	8
	Steven Duggar	2015	61	8

HIT-BY-PITCH

Rk	Player	Year	G	HBP
1.	Khalil Greene	2001	63	21
2.	Kier Meredith	2021	47	19
3.	Mike Hampton	1994	75	17
	Gary Burnham	1995	66	17
5.	Khalil Greene	2000	69	15
	Seth Beer	2016	62	15
	Alden Mathes	2024	59	15
8.	Mike Couture	1988	62	14
	Seth Beer	2017	63	14
10.	Reed Rohlman	2017	62	13
	Seth Beer	2018	63	13
	Caden Grice	2023	59	13

WALKS

Rk	Player	Year	G	BB
1.	Jason Harris	1999	69	64
	Henri Stanley	1999	69	64
	Seth Beer	2017	63	64
4.	Michael Johnson	2003	58	63
	Richie Shaffer	2012	63	63
6.	Bert Heffernan	1988	68	62
	Seth Beer	2016	62	62
8.	Gary Burnham	1996	68	61
9.	Kyle Parker	2010	67	56
10.	Bert Heffernan	1986	61	55
	Mike Couture	1989	69	55

WALKS PER AT-BAT

Rk	Player	Year	AB/BB	Ratio
1.	Brian Ellis	1998	123/42	1/2.93
2.	Will Taylor	2024	100/33	1/3.03

3.	Michael Johnson	2003	198/63	1/3.14
4.	Doug Hoffman	1959	105/33	1/3.18
5.	Kurt Seibert	1976	160/50	1/3.20
6.	Seth Beer	2016	203/62	1/3.27
7.	Chris Epps	2008	101/30	1/3.37
8.	Steve Nilsson	1978	160/47	1/3.40
9.	Seth Beer	2017	218/64	1/3.41
10.	Johnny Severs	1971	153/44	1/3.48

Note: Minimum 100 at-bats.

STRIKEOUTS PER AT-BAT

Rk	Player	Year	AB/K	Ratio
1.	Rusty Adkins	1965	126/0	0/126.0
2.	Casey Stone	2001	263/9	1/29.2
3.	Randy Bray	1969	167/6	1/27.8
4.	Neil Simons	1980	274/10	1/27.4
5.	Ellis Dantzler	1966	108/4	1/27.0
6.	Jimmy Key	1980	103/4	1/25.8
7.	Pete Ayoub	1963	102/4	1/25.5
8.	Billy Weems	1980	229/10	1/22.9
9.	Greg Guin	1981	204/9	1/22.7
10.	Elmo Lam	1963	103/5	1/20.6

Note: Minimum 100 at-bats.

PITCHING

APPEARANCES

Rk	Player	Year	App.
1.	Scott Winchester	1995	33
	Nick Glaser	2000	33
	Daniel Moskos	2006	33
	Alex Frederick	2010	33

DANIEL MOSKOS TIED A SCHOOL RECORD WITH 33 APPEARANCES IN 2006.



SEASON BESTS

5. Aaron Jersild	1992	32
6. Stephen Clyne	2007	31
Jackson Lindley	2022	31
8. Andy Taulbee	1993	30
Matt Vaughn	2008	30
Carson Spiers		30

STARTS

Rk	Player	Year	Starts
1.	Brian Barnes	1988	19
	Brian Barnes	1989	19
	Jason Dawsey	1995	19
	Kris Benson	1996	19
	Ryan Mottl	2000	19
	Steve Reba	2002	19
	Casey Harman	2010	19
8.	Andy Taulbee	1994	18
	Matt Henrie	2002	18
	Jason Berken	2006	18
	Stephen Faris	2006	18
	David Kopp	2007	18
	Scott Weismann	2010	18

RELIEF APPEARANCES

Rk	Player	Year	RA
1.	Scott Winchester	1995	33
	Nick Glaser	2000	33
	Daniel Moskos	2006	33
4.	Aaron Jersild	1992	32
	Alex Frederick	2010	32
6.	Stephen Clyne	2007	31
	Jackson Lindley	2022	31
8.	Carson Spiers	2019	30
9.	Matt Vaughn	2008	29
	Carson Spiers	2018	29

COMPLETE GAMES

Rk	Player	Year	CG
1.	Chuck Porter	1976	11
2.	Billy O'Dell	1954	9
	George Stone	1985	9
	Brian Barnes	1989	9
5.	Harold Stowe	1958	8
	Rusty Gerhardt	1970	8
	Ron Musselman	1977	8
8.	Dave Van Volkenburg	1969	7
	Steve Cline	1974	7
	Jeff Gilbert	1981	7
	Jimmy Key	1982	7
	Kris Benson	1996	7

SHUTOUTS

Rk	Player	Year	SHO
1.	Ron Musselman	1976	4
	Kris Benson	1996	4
3.	Billy O'Dell	1954	3
	Lindsay Graham	1972	3
	Chuck Porter	1976	3
	Tommy Qualters	1977	3
	Tim Parker	1990	3

WINS

Rk	Player	Year	Wins
1.	Brian Barnes	1989	16
2.	Harold Stowe	1958	14
	Jason Angel	1991	14
	Kris Benson	1996	14
5.	Brian Barnes	1988	13
	Matt Henrie	2002	13
	Steve Reba	2002	13
8.	Chuck Porter	1976	12
	Ron Musselman	1977	12
	Brian Barnes	1987	12
	Chad Phillips	1993	12
	Andy Taulbee	1994	12
	Steve Reba	2001	12
14.	Rusty Gerhardt	1971	11
	Scott Miller	1992	11
	Jason Dawsey	1995	11
17.	Mike Sullivan	1979	10
	Andy Taulbee	1993	10
	Billy Koch	1996	10
	Ken Vining	1996	10
	Ryan Mottl	1997	10
	Ryan Mottl	2000	10
	Daniel Gossett	2013	10
	Matthew Crownover	2015	10
	Pat Krall	2016	10

WINNING PERCENTAGE

Rk	Player	Year	W-L	Win %
1.	Chuck Porter	1976	12-0	100.0
	Mike Kimbrell	1991	11-0	100.0
	Mike Sullivan	1979	10-0	100.0
	Jarrod Schmidt	2000	9-0	100.0
	Josh Cribb	2006	9-0	100.0
	Aaron Jersild	1991	8-0	100.0
	Mike Holtz	1992	8-0	100.0
	Nick Clayton	2023	8-0	100.0
	Len Bradley	1979	7-0	100.0
	Tommy Qualters	1977	6-0	100.0
	Kris Harvey	2004	6-0	100.0
	P.J. Zocchi	2006	6-0	100.0
	Jackson Lindley	2022	6-0	100.0
	Phillip Lowery	1987	5-0	100.0
	Doug Marchal	1987	5-0	100.0
	Jeff Sauve	1995	5-0	100.0
	D.J. Mitchell	2007	5-0	100.0
	Matthew Marchal	2024	5-0	100.0
19.	Scott Miller	1992	11-1	91.7
20.	Bill Parmer	1967	9-1	90.0
	Tyler Jackson	2017	9-1	90.0

Note: Minimum five decisions.

INNINGS PITCHED

Rk	Player	Year	IP
1.	Kris Benson	1996	156.0
2.	Brian Barnes	1989	146.0
3.	Brian Barnes	1988	137.2
4.	Jason Dawsey	1995	129.1
5.	George Stone	1985	127.1
6.	Harold Stowe	1958	126.2
7.	Casey Harman	2010	121.0
8.	Brian Barnes	1987	120.2
9.	Chuck Porter	1976	119.0
10.	Ron Musselman	1977	117.1

ERA

Rk	Player	Year	IP	ER	ERA
1.	Scott Winchester	1995	45.2	3	0.59
2.	Billy O'Dell	1954	91.1	8	0.79
3.	Joe Landrum	1946	104.0	12	1.04
4.	Scott Clackum	1998	40.2	5	1.11
5.	Jay Bevis	1970	40.1	5	1.12
6.	Bill Parmer	1967	71.0	9	1.14
7.	Brian Snyder	1977	60.1	8	1.19
8.	Mike Holtz	1992	57.1	8	1.26
9.	Jerome Santivasci	1989	66.0	10	1.36
10.	Billy O'Dell	1953	72.1	11	1.37

Note: Minimum 40 innings pitched.

STRIKEOUTS

Rk	Player	Year	K
1.	Brian Barnes	1989	208
2.	Kris Benson	1996	204
3.	Billy Koch	1996	152
4.	Brian Barnes	1988	140
5.	Ken Vining	1996	135
6.	Jason Dawsey	1995	133
7.	Harold Stowe	1958	126
8.	Harold Stowe	1959	117
9.	Charlie Barnes	2017	113
10.	Brian Barnes	1987	112

STRIKEOUTS PER NINE INNINGS PITCHED

Rk	Player	Year	K	IP	K/9 IP
1.	Billy O'Dell	1953	108	72.1	13.44
2.	Billy O'Dell	1952	81	56.0	13.02
3.	Brian Barnes	1989	208	146.0	12.82
4.	Spencer Strider	2018	70	51.0	12.35
5.	Billy Koch	1996	152	111.2	12.25
6.	Patrick Hogan	2004	60	44.2	12.09
7.	Mack Anglin	2021	75	56.1	11.98
8.	Tristan Smith	2024	66	50.1	11.80
9.	Kris Benson	1996	204	156.0	11.77
10.	Aidan Knaak	2024	108	83.1	11.66

Note: Minimum 40 innings pitched.

STRIKEOUT-TO-WALK RATIO

Rk	Player	Year	K	BB	K/BB
1.	Mat Clark	2021	38	1	38.00
2.	Nick Hoffmann	2021	40	5	8.00
3.	Kris Benson	1996	204	27	7.56
4.	Alex Eubanks	2017	104	15	6.93
5.	Tyler Jackson	2017	68	10	6.80
6.	Keyshawn Askew	2021	69	11	6.27
7.	Zack Erwin	2015	92	16	5.75
8.	Casey Harman	2009	89	16	5.56

NO-HITTERS

Date	Pitcher(s)	Opponent	Score
4-15-1913	Doc Ezell	Erskine	5-0
4-29-1916	Elmer Long	at VMI	2-0
4-17-1924	Lefty Smith	South Carolina	6-0
3-29-1946	Joe Landrum	Erskine	6-0
5-8-1953	Billy O'Dell	at South Carolina	2-0
5-6-1967	Nelson Gibson	at Georgia Tech	3-0
	Charlie Watson		
4-17-1971	Dave Van Volkenburg	# Florida State⁽¹⁾	11-0
3-16-1973	Lindsay Graham	^ Maryland	3-0
4-17-1976	Ron Musselman	Virginia	9-0
3-17-1977	Brian Snyder	at UNCW	8-0
3-10-1980	Mike Brown	*# UNCW⁽¹⁾	2-0
3-5-1982	Jeff Gilbert	Western Carolina	5-0
3-6-1984	Scott Parrish	# The Citadel⁽²⁾	6-0
3-18-2009	Justin Sarratt	USC Upstate	14-0
	Scott Weismann		
	Kyle Deese		
	Tomas Cruz		
	Matt Vaughn		

* - perfect game; # - seven-inning game; ^ - eight-inning game; Note: Home games in bold.

9.	Joe Landrum	1947	98	18	5.44
10.	Phillip Lowery	1987	37	7	5.29
	Jonathan Meyer	2013	37	7	5.29

Note: Minimum 40 innings pitched.

HITS PER NINE INNINGS PITCHED

Rk	Player	Year	Hits	IP	H/9 IP
1.	Billy O'Dell	1953	25	72.1	3.11
2.	Jay Bevis	1970	17	40.1	3.79
3.	Rusty Gerhardt	1970	47	100.1	4.22
4.	Scott Winchester	1995	23	45.2	4.53
5.	Carson Spiers	2018	22	43.1	4.57
6.	Scott Clackum	1998	21	40.2	4.65
7.	Steve Cline	1973	35	59.1	5.31
8.	Brian Snyder	1977	36	60.1	5.37
9.	Brian Barnes	1989	89	146.0	5.49
10.	Billy O'Dell	1954	56	91.1	5.52

Note: Minimum 40 innings pitched.

WALKS PER NINE INNINGS PITCHED

Rk	Player	Year	BB	IP	BB/9 IP
1.	Mat Clark	2021	1	40.0	0.23
2.	Nick Hoffmann	2021	5	49.1	0.91
3.	Tyler Jackson	2017	10	83.1	1.08
4.	Phillip Lowery	1987	7	53.2	1.17
5.	Justin Sarratt	2008	6	45.2	1.18
6.	Alex Eubanks	2017	15	105.2	1.28
7.	Jonathan Meyer	2013	7	46.2	1.35
	Zack Erwin	2015	16	106.2	1.35
9.	Jimmy Roller	1960	11	71.2	1.38
10.	Kris Benson	1996	27	156.0	1.56

Note: Minimum 40 innings pitched.

SAVES

Rk	Player	Year	Saves
1.	Nick Glaser	2000	15
2.	Scott Winchester	1995	14
3.	Matt Vaughn	2008	11
	Ryley Gilliam	2018	11
	Carson Spiers	2019	11
	Austin Gordon	2024	11
7.	Scott Winchester	1993	10
	Scott Winchester	1994	10
	Patrick Hogan	2004	10
	Daniel Moskos	2006	10

BATTERS FACED

Rk	Player	Year	BF
1.	Kris Benson	1996	606
2.	Brian Barnes	1989	602
3.	Brian Barnes	1988	598
4.	George Stone	1984	569
5.	Jason Dawsey	1995	529
6.	Brian Barnes	1987	523
7.	Casey Harman	2010	518
8.	Andy Taulbee	1994	489
9.	Jimmy Key	1982	485
10.	Ron Musselman	1977	483



YEARLY LEADERS

BATTING

BATTING AVERAGE		
Year	Player, Pos.	BA
1939	Ed Irick, 3B	.358
1940	Francis Coakley, OF	.391
1941	Dude Buchanan, 1B	.485
1942	Charlie Mimms, 3B	.385
1943	Homer Coker, OF	.462
1944	No Team	
1945	H.H. Tyler, 2B	.282
1946	Dewey Quinn, 3B	.365
1947	Lynwood McMakin, 2B	.348
1948	Frank Gillespie, 3B	.338
1949	Ken Culbertson, SS	.355
1950	Doug Angley, OF	.381
1951	Ray Mathews, OF	.375
1952	Fred Knoebel, OF	.366
1953	Wyman Morris, 3B	.422
1954	Doug Kingsmore, OF	.371
1955	Lonnie Shealy, 2B	.357
1956	Don Shealy, OF/P	.348
1957	Don Shealy, OF/P	.313
1958	Bailey Hendley, OF/P	.333
1959	Ty Cline, OF/P	.326
1960	Bailey Hendley, OF/P	.364
1961	Pete Ayoub, 2B	.349
1962	Johnny Jones, OF	.439
1963	Mike Bohonak, OF	.349
1964	Stan Ayers, C	.316
1965	Rusty Adkins, OF	*.444
1966	Ellis Dantzier, 1B	.380
1967	Garry Helms, SS	.372
1968	Randy Bray, SS	.329
1969	Calvin Weeks, 2B/OF	.354
1970	Randy Bray, SS	.285
1971	Craig White, OF	.380
1972	Lin Hamilton, C	.318
1973	Craig White, OF	.336
1974	Lin Hamilton, C	.346
1975	Denny Walling, OF	*.421
1976	Steve Tucker, OF	.350
1977	Neil Simons, OF	.376
1978	Billy Weems, OF	.333
1979	Neil Simons, OF	.355
1980	Tim Teufel, 2B	.387
1981	Greg Guin, 1B	.387
1982	Jimmy Key, P/OF	.359
1983	Bob Paulling, 1B	.407
1984	Chuck Baldwin, 2B	.356
1985	Jim McCollom, 1B	.390
1986	Chuck Baldwin, 1B	.370
1987	Mark Biegert, OF	.356
1988	Jerry Brooks, 3B	.373
1989	Henry Threadgill, 2B	.329
1990	Brian Kowitz, OF	.403
1991	Billy McMillon, OF	*.391
1992	Kevin Northrup, OF	.382
1993	Billy McMillon, OF	.377
1994	Shane Monahan, OF	.415
1995	Shane Monahan, OF	.388
1996	Jason Embler, 1B	.357
1997	Gary Burnham, OF	.391
1998	Matt Padgett, OF	.376
1999	Patrick Boyd, OF	.390
2000	Khalil Greene, 3B	.364
2001	Casey Stone, OF	.376
2002	Khalil Greene, SS	*.470
2003	Brad McCann, 3B	.347
2004	Brad McCann, 3B	.379
2005	Brad Chalk, OF	.350
2006	Tyler Colvin, OF	.356
2007	Brad Chalk, OF	.366
2008	Mike Freeman, 2B	.332
2009	Ben Paulsen, 1B	.367
2010	Brad Miller, SS	.357
2011	Brad Miller, SS	*.395
2012	Richie Shaffer, 3B	.336
2013	Shane Kennedy, 3B	.317
2014	Tyler Krieger, SS	.338
2015	Reed Rohlman, OF	.356
2016	Seth Beer, OF	.369
2017	Reed Rohlman, OF	.361
2018	Kyle Wilkie, C	.324
2019	Grayson Byrd, INF/OF	.316
2020*	Kier Meredith, OF	.364
2021	James Parker, SS	.324
2022	Max Wagner, 3B	.369
2023	Billy Amick, 1B	.413

2024 Blake Wright, 3B/2B .340

AT-BATS

Year	Player, Pos.	AB
1939	Ed Irick, 3B	67
1940	Francis Coakley, OF	64
1941	Dude Buchanan, 1B	68
1942	Herb Jessen, 1B	71
1943	Frank Gillespie, 1B	61
1944	No Team	
1945	Bull Cagle, OF	49
1946	Dewey Quinn, 3B	85
1947	Homer Coker, OF	122
1948	Ken Culbertson, SS	120
1949	Ken Culbertson, SS	110
1950	Ken Culbertson, SS	137
1951	Dick Hendley, C	93
1952	Roy Coker, 2B	87
1953	Roy Coker, 2B	73
1954	Roy Coker, 2B	105
1955	Lonnie Shealy, 2B	70
1956	Bill Barnett, OF	76
1957	Butch Coker, C	74
1958	Bud Spiers, SS	130
1959	Ty Cline, OF/P	135
1960	Ty Cline, OF	89
	Dave Lynn, C	89
1961	Elmo Lam, SS	91
1962	Elmo Lam, SS	107
1963	Elmo Lam, SS	103
1964	Ben Marsella, 2B	117
1965	Rusty Adkins, OF	*126
1966	Rusty Adkins, 2B	121
1967	Rusty Adkins, 2B	*149
1968	Randy Bray, SS	*146
1969	Randy Bray, SS	*167
1970	Randy Bray, SS	144
1971	Calvin Weeks, SS	*160
1972	Kenny Bagwell, 2B	135
1973	Richard Haynes, 2B	*138
1974	Mike Pulaski, OF	*158
1975	Kurt Seibert, SS	*153
1976	Robert Bonnette, 3B	*207
1977	Robert Bonnette, SS	*216
1978	Tony Masone, OF	186
1979	Tony Masone, OF	*224
1980	Billy Weems, OF	229
1981	Mike Mahoney, OF	*222
1982	Frank Russ, 2B	*237
1983	Bob Paulling, 1B	199
1984	Brooks Shumake, OF	218
1985	Chuck Baldwin, SS	*252
1986	Chuck Baldwin, 1B	*289
1987	Steve Baucom, 3B	*268
1988	Jerry Brooks, 3B	*284
1989	Henry Threadgill, 2B	*283
1990	Brian Kowitz, OF	253
1991	Eric Macrina, DH	260
1992	Kevin Northrup, OF	249
1993	Keith Williams, OF	255
1994	Shane Monahan, OF	*330
1995	Shane Monahan, OF	*273
1996	Paul Galloway, 3B	252
1997	Jason Embler, 1B	*269
1998	Patrick Boyd, OF	241
1999	Khalil Greene, 3B	274
2000	Jeff Baker, SS	275
2001	Casey Stone, OF	274
2002	Khalil Greene, SS	285
2003	Brad McCann, 3B	251
2004	Brad McCann, 3B	253
	Lou Santangelo, C	253
2005	Taylor Harbin, 2B	274
2006	Tyler Colvin, OF	281
2007	Taylor Harbin, SS	253
2008	Wilson Boyd, OF	233
2009	Mike Freeman, 2B	268
2010	Mike Freeman, 2B	*299
2011	John Hinson, 3B	245
2012	Steve Wilkerson, 2B	258
2013	Steven Duggar, OF	250
2014	Tyler Slaton, OF	241
2015	Tyler Krieger, DH	236
	Reed Rohlman, OF	236
2016	Chase Pinder, OF	255
2017	Logan Davidson, SS	241
2018	Logan Davidson, SS	250
2019	Grayson Byrd, INF/OF	250
2020*	Kier Meredith, OF	66

2021 James Parker, SS 210

2022	Caden Grice, OF/1B	225
2023	Cooper Ingle, C/OF	256
2024	Blake Wright, 3B/2B	256

RUNS		
Year	Player, Pos.	R
1939	Teddy Boselli, SS	15
1940	Dude Buchanan, 1B	21
1941	Dude Buchanan, 1B	27
1942	Don Belk, OF	16
	Bob Berry, SS	16
1943	Homer Coker, OF	25
1944	No Team	
1945	H.H. Tyler, 2B	16
1946	June Pruitt, 1B	20
1947	Lynwood McMakin, 2B	39
1948	Ray Mathews, OF	23
1949	Ken Culbertson, SS	33
1950	Fred Knoebel, OF	45
1951	Roby Crouch, 1B	29
1952	Roy Coker, 2B	26
1953	Roy Coker, 2B	17
1954	Doug Kingsmore, OF	*25
1955	Lonnie Shealy, 2B	13
1956	Bill Barnett, OF	16
	Don Shealy, OF/P	16
1957	Doug Hoffman, OF	11
1958	Larry Bagwell, 3B	*34
1959	Ty Cline, OF/P	*34
1960	Ty Cline, OF	26
1961	Elmo Lam, SS	27
1962	Johnny Jones, OF	28
1963	Johnny Jones, OF	22
	Nicky Lomax, OF	22
1964	Buddy Nixon, 1B	23
1965	Rusty Adkins, OF	*30
	Jack McCall, SS	*30
1966	Buddy Nixon, 2B	*39
1967	Rusty Adkins, 2B	*40
1968	Don Russell, 3B	26
1969	Don Russell, 3B	*43
1970	Don Russell, 3B	33
1971	Johnny Severs, OF	*37
1972	Kenny Bagwell, 2B	24
1973	Richard Haynes, 2B	*29
	Craig White, OF	*29
1974	Smiley Sanders, OF	*41
1975	Kurt Seibert, SS	*48
1976	Kurt Seibert, SS	*43
1977	Neil Simons, OF	50
1978	Steve Nilsson, 1B	*49
1979	Dave Buffamoyer, C	*58
1980	Billy Weems, OF	56
1981	Mike Mahoney, OF	54
1982	Mark Davidson, OF	*58
1983	Jim McCollom, C	50
1984	Brooks Shumake, OF	60
1985	Bert Heffernan, C	60
1986	Bill Spiers, SS	*73
1987	Bert Heffernan, C	68
1988	Bert Heffernan, C	*93
1989	Brian Kowitz, OF	61
1990	Brian Kowitz, OF	*87
1991	Jim Crowley, 2B	79
1992	Kevin Northrup, OF	67
1993	Billy McMillon, OF	64
1994	Shane Monahan, OF	*97
1995	Shane Monahan, OF	*82
1996	Gary Burnham, OF	62
	Doug Livingston, 2B	62
1997	Gary Burnham, OF	83
1998	Patrick Boyd, OF	66
1999	Henri Stanley, OF	85
2000	Casey Stone, OF	65
2001	Jeff Baker, 3B	66
2002	Khalil Greene, SS	*99
2003	Michael Johnson, 1B	54
	Russell Triplett, SS	54
2004	Brad McCann, 3B	64
2005	Taylor Harbin, 2B	64
2006	Brad Chalk, OF	67
2007	Marquez Smith, 3B	54
2008	Mike Freeman, 2B	46
	Ben Paulsen, 1B	46
2009	Mike Freeman, 2B	60
	Jeff Schaus, OF	60
2010	Kyle Parker, OF	85
2011	John Hinson, 3B	62

	Richie Shaffer, 1B	62
2012	Richie Shaffer, 3B	49
	Steve Wilkerson, 2B	49
2013	Shane Kennedy, 3B	47
2014	Tyler Krieger, SS	49
2015	Steven Duggar, OF	56
2016	Chase Pinder, OF	67
2017	Chase Pinder, OF	59
2018	Seth Beer, OF	64
2019	Sam Hall, OF/INF	59
2020*	Dylan Brewer, OF/1B	11
2021	Caden Grice, 1B	40
2022	Max Wagner, 3B	66
2023	Cam Cannarella, OF	72
2024	Blake Wright, 3B/2B	68

HITS		
Year	Player, Pos.	H
1939	Ed Irick, 3B	24
1940	Francis Coakley, OF	25
1941	Dude Buchanan, 1B	33
1942	Homer Coker, OF	24
1943	Homer Coker, OF	24
1944	No Team	
1945	J.A. Timmerman, SS	11
	H.H. Tyler, 2B	11
1946	Dewey Quinn, 3B	31
1947	Dewey Quinn, OF	38
1948	Jimmy Jones, 1B	37
1949	Ken Culbertson, SS	39
1950	Doug Angley, OF	51
1951	Ray Mathews, OF	33
1952	Fred Knoebel, OF	30
1953	Wyman Morris, 3B	27
1954	Roy Coker, 2B	33
	Doug Kingsmore, OF	33
1955	Lonnie Shealy, 2B	25
1956	Don Shealy, OF/P	23
1957	Butch Coker, C	20
	Don Shealy, OF/P	20
1958	Bud Spiers, SS	42
1959	Ty Cline, OF/P	44
1960	Dave Lynn, C	32
1961	Pete Ayoub, 2B	29
	Elmo Lam, SS	29
1962	Johnny Jones, OF	36
1963	Johnny Jones, OF	33
1964	Ben Marsella, 2B	33
1965	Rusty Adkins, OF	*56
1966	Rusty Adkins, 2B	44
1967	Rusty Adkins, 2B	*50
1968	Randy Bray, SS	*48
1969	Calvin Weeks, 2B/OF	*57
1970	Randy Bray, SS	41
1971	Craig White, OF	*49
1972	Kenny Bagwell, 2B	40
1973	Craig White, OF	*44
1974	Mike Pulaski, OF	*48
1975	Denny Walling, OF	*59
1976	Steve Tucker, OF	*69
1977	Neil Simons, OF	*74
1978	Tony Masone, OF	61
1979	Tony Masone, OF	74
1980	Billy Weems, OF	75
1981	Greg Guin, 1B	*79
1982	Mark Davidson, OF	*75
1983	Bob Paulling, 1B	*81
1984	Jim McCollom, DH	71
1985	Jim McCollom, 1B	*98
1986	Chuck Baldwin, 1B	*107
1987	Steve Baucom, 3B	*93
1988	Jerry Brooks, 3B	*106
1989	Henry Threadgill, 2B	*93
1990	Brian Kowitz, OF	*102
1991	Jim Crowley, 2B	*98
1992	Kevin Northrup, OF	*95
1993	Shane Monahan, 1B	*94
1994	Shane Monahan, OF	*137
1995	Shane Monahan, OF	*106
1996	Jason Embler, 1B	85
1997	Gary Burnham, OF	104
1998	Matt Padgett, OF	88
1999	Khalil Greene, 3B	98
2000	Khalil Greene, 3B	98
2001	Casey Stone, OF	103
2002	Khalil Greene, SS	*134
2003	Brad McCann, 3B	87
2004	Brad McCann, 3B	96
2005	Taylor Harbin, 2B	94

2006	Tyler Colvin, OF	100
2007	Marquez Smith, 3B	84
2008	Wilson Boyd, OF	70
	Ben Paulsen, 1B	70
2009	Ben Paulsen, 1B	95
2010	Mike Freeman, 2B	99
2011	John Hinson, 3B	81
2012	Richie Shaffer, 3B	78
2013	Steven Duggar, OF	75
2014	Tyler Krieger, SS	74
2015	Reed Rohlman, OF	84
2016	Chris Okey, C	81
2017	Reed Rohlman, OF	82
2018	Logan Davidson, SS	73
2019	Grayson Byrd, INF/OF	79
2020*	Kier Meredith, OF	24
2021	James Parker, SS	68
2022	Max Wagner, 3B	75
2023	Cam Cannarella, OF	97
2024	Blake Wright, 3B/2B	87

DOUBLES		
Year	Player, Pos.	2B
1939	Ed I	

YEARLY LEADERS

1996 Gary Burnham, OF	24
1997 Kurt Bultmann, SS	*31
1998 Jason Rabb, 1B	20
1999 Kurt Bultmann, 2B	23
2000 Khalil Greene, 3B	24
2001 Khalil Greene, SS	18
2002 Khalil Greene, SS	*43
2003 Brad McCann, 3B	21
2004 Brad McCann, 3B	20
2005 Taylor Harbin, 2B	*28
2006 Tyler Colvin, OF	*22
2007 Taylor Harbin, SS	19
2008 Ben Paulsen, 1B	18
2009 Ben Paulsen, 1B	18
2010 Mike Freeman, 2B	24
2011 Phil Pohl, DH	22
2012 Richie Shaffer, 3B	21
2013 Steve Wilkerson, 2B	16
2014 Tyler Krieger, SS	18
Steve Wilkerson, 2B	18
2015 Reed Rohlfman, OF	17
2016 Reed Rohlfman, OF	21
2017 Reed Rohlfman, OF	*21
2018 Logan Davidson, SS	18
2019 Logan Davidson, SS	18
2020* Elijah Henderson, OF/INF	7
2021 James Parker, SS	13
2022 Max Wagner, 3B	15
2023 Billy Amdler, 1B	17
2024 Jacob Hinderleider, SS/1B	17

TRIPLES

Year	Player, Pos.	3B
1939 Frank Horton, 2B		3
1940 Joe Blalock, OF		3
Dude Buchanan, 1B		3
1941 Dude Buchanan, 1B		4
1942 Don Belk, OF		3
1943 Leo Fisher, 2B		2
J.C. Herring, OF		2
1944 No Team		
1945 Bull Cagle, OF		1
H.N. Lindsay, C/OF		1
H.H. Tyler, 2B		1
1946 Dewey Quinn, 3B		5
1947 Homer Coker, OF		2
Frank Gillespie, 1B		2
Dewey Quinn, OF		2
1948 Luke Deanhardt, 1B		3
Gene Moore, C		3
1949 Gene Aughtry, 2B		2
Tom Castles, OF		2
H.S. Joyce, P		2
Gene Moore, C		2
1950 Doug Angley, OF		4
1951 Dick Hendley, C		3
Fred Knoebel, OF		3
1952 Roy Coker, 2B		1
Roger Gaines, OF		1
Fred Knoebel, OF		1
Joe Murray, 1B		1
Billy O'Dell, P		1
1953 Roy Coker, 2B		2
Wyman Morris, 3B		2
1954 Roy Coker, 2B		4
1955 Bill Barnett, OF		3
1956 Bill Barnett, OF		3
1957 Carol Brown, OF		1
Butch Coker, C		1
Doug Hoffman, OF		1
Don Shealy, OF/P		1
Larry Wilson, 1B		1
1958 Bud Spiers, SS		3
1959 Doug Hoffman, OF		*5
1960 Ty Cline, OF		*5
1961 Elmo Lam, SS		3
1962 Johnny Jones, OF		2
Buddy Nixon, 1B		2
1963 Dave Ellisor, 3B		*4
1964 Buddy Nixon, 1B		*4
1965 Rusty Adkins, OF		4
George Sutton, OF		4
1966 Rusty Adkins, 2B		*6
1967 Rusty Adkins, 2B		*7
1968 Don Russell, 3B		*5
Keith Waters, OF		*5
1969 Don Russell, 3B		*8
1970 Eddie Dixon, 1B		*5
Don Russell, 3B		*5

Johnny Severs, OF	*5
Craig White, OF	*5
1971 Johnny Severs, OF	*6
Dave Van Volkenburg, 1B/P	*6
1972 Dave Van Volkenburg, 1B/P	3
1973 Craig White, OF	*3
1974 Lin Hamilton, C	*4
1975 Dave Caldwell, OF	*4
1976 Dave Caldwell, OF	*8
1977 Neil Simons, OF	*6
1978 Tony Masone, OF	4
Billy Weems, OF	4
1979 Dave Buffamoyer, C	4
1980 Neil Simons, OF	4
Billy Weems, OF	4
1981 Scott Powers, SS	4
1982 Ricky Hester, OF	*5
1983 Dave Lemaster, OF	4
Jim McCollom, C	4
1984 Scott Powers, SS	4
1985 Jim McCollom, 1B	4
Steve Williams, C	4
1986 Steve Baucom, 3B	6
1987 Bill Spiers, SS	*11
1988 Bert Heffernan, C	6
1989 Henry Threadgill, 2B	*6
1990 Brian Kowitz, OF	*6
Jeff Miller, INF	*6
1991 Kevin Northrup, OF	*9
1992 Shawn Satterfield, OF	*8
1993 Shane Monahan, 1B	7
1994 Shane Monahan, OF	9
1995 David Miller, 1B	*10
1996 Jerome Robinson, OF	6
1997 Nathan Broome, OF	2
Gary Burnham, OF	2
Brian Holstad, 2B	2
Henri Stanley, OF	2
1998 Jason Harris, 1B	2
Peter Nystrom, OF	2
Doug Roper, SS	2
Justin Singleton, 3B	2
1999 Kurt Bultmann, 2B	2
Henri Stanley, OF	2
2000 Ryan Riley, 2B	*7
2001 Jeff Baker, 3B	2
Chad Coder, OF	2
Casey Stone, OF	2
2002 L.J. DeMaino, OF	5
2003 Herman Demmink, 2B	1
Garrick Evans, OF	1
Ryan Hub, OF	1
Brad McCann, 3B	1
Steve Pzyk, C	1
2004 Tony Sipp, OF	4
2005 Taylor Harbin, 2B	4
2006 Tyler Colvin, OF	5
2007 Addison Johnson, OF	5
2008 Doug Hogan, C	3
2009 Mike Freeman, 2B	5
2010 Brad Miller, SS	4
2011 Will Lamb, OF	4
2012 Thomas Brittle, OF	*8
2013 Shane Kennedy, 3B	4
2014 Steven Duggar, OF	3
Tyler Slaton, OF	3
2015 Tyler Slaton, OF	5
2016 Weston Wilson, 2B	3
2017 Weston Jackson, OF	2
2018 Kier Meredith, OF	1
Drew Wharton, OF	1
2019 Grayson Byrd, INF/OF	2
Logan Davidson, SS	2
2020* Sam Hall, INF/OF	1
Bryar Hawkins, INF	1
2021 Kier Meredith, OF	4
2022 Benjamin Blackwell, SS	1
Tyler Corbitt, 2B/OF	1
Bryar Hawkins, 1B	1
Mac Starbuck, INF	1
Camden Troyer, OF	1
Max Wagner, 3B	1
2023 Cam Cannarella, OF	3
2024 Cam Cannarella, OF	3

HOME RUNS

Year	Player, Pos.	HR
1939 George Brodie, OF		4
1940 Dude Buchanan, 1B		3

1941 Joe Blalock, OF	3
Dude Buchanan, 1B	3
Pop Locklair, OF	3
Ace Parker, C	3
1942 Don Belk, OF	3
1943 Hank Sullivan, C	4
1944 No Team	
1945 Bull Cagle, OF	2
1946 Charlie Mimmis, 3B/OF	2
1947 Lynwood McMakin, 2B	3
Dewey Quinn, OF	3
Hale Sherard, 3B	3
1948 Frank Gillespie, 3B	5
1949 Frank Gillespie, 3B	9
1950 Ken Culberson, SS	6
Fred Knoebel, OF	6
Ray Mathews, OF	6
1951 Ray Mathews, OF	5
1952 Fred Knoebel, OF	7
1953 Bill Barnett, OF	4
1954 Doug Kingsmore, OF	*10
1955 Bill Barnett, OF	2
Charlie Blackston, SS	2
Jim O'Quinn, OF	2
Dick Swetenburg, 1B	2
1956 Bill Barnett, OF	4
1957 Bud Spiers, SS	3
1958 Bud Spiers, SS	4
1959 Doug Hoffman, OF	*4
1960 Dave Lynn, C	*8
1961 Dave Lynn, C	*6
1962 Nicky Lomax, OF	6
Buddy Nixon, 1B	6
1963 Johnny Jones, OF	6
1964 Ben Marsella, 2B	6
George Sutton, OF	6
1965 Jack McCall, SS	.8
1966 George Sutton, OF	*11
1967 Rusty Adkins, 2B	*6
1968 Randy Bray, SS	4
Don Russell, 3B	4
Ron Zupa, 1B	4
1969 Craig White, OF	*8
1970 Craig White, OF	7
1971 Craig White, OF	7
1972 Smiley Sanders, OF	6
1973 Craig White, OF	*8
1974 Smiley Sanders, OF	*8
1975 Denny Walling, OF	*13
1976 Dave Caldwell, OF	*9
Bill Foley, C	*9
1977 Bill Foley, C	*14
1978 Bill Schroeder, C	10
1979 Tony Masone, OF	13
Neil Simons, OF	13
Tim Teufel, 2B	13
1980 Tim Teufel, 2B	*11
1981 Craig Roberson, 3B	12
1982 Jim McCollom, OF/1B	11
1983 Bob Paulling, 1B	10
1984 Jim McCollom, DH	11
1985 Jim McCollom, 1B	21
1986 Chuck Baldwin, 1B	16
Ray Williams, OF	16
1987 Chuck Baldwin, 1B	9
Steve Baucom, 3B	9
Mike Milchin, 1B	9
1988 Mike Couture, 1B	17
1989 Mike Couture, C	10
Jim Crowley, 3B	10
1990 Eric Macrina, DH	18
1991 Eric Macrina, DH	*24
1992 Keith Williams, OF	13
1993 Keith Williams, OF	19
1994 Mike Hampton, 3B	11
Shane Monahan, OF	11
1995 Matthew LeCroy, C	15
1996 Matthew LeCroy, C	14
1997 Matthew LeCroy, C	24
1998 Matt Padgett, OF	14
1999 Patrick Boyd, OF	17
2000 Jeff Baker, SS	11
2001 Jeff Baker, SS	23
2002 Khalil Greene, SS	*27
2003 Michael Johnson, 1B	12
2004 Lou Santangelo, C	18
2005 Lou Santangelo, C	*25
2006 Andy D'Alessio, 1B	*23
2007 Andy D'Alessio, 1B	17

2008 Kyle Parker, OF/INF	14
2009 Ben Paulsen, 1B	13
Jeff Schaus, OF	13
2010 Kyle Parker, OF	20
2011 Richie Shaffer, 1B	13
2012 Richie Shaffer, 3B	10
2013 Garrett Boulware, C	8
2014 Steve Wilkerson, 2B	6
2015 Chris Okey, C	12
2016 Seth Beer, OF	*18
2017 Seth Beer, OF	16
2018 Seth Beer, OF	*22
2019 Grayson Byrd, INF/OF	16
2020* Davis Sharpe, 1B	4
2021 Caden Grice, 1B	15
2022 Max Wagner, 3B	*27
2023 Caden Grice, 1B	18
2024 Jimmy Obertop, C/1B	22
Blake Wright, 3B/2B	22

RBI

Year	Player, Pos.	RBI
1939 George Brodie, OF		9
1940 Francis Coakley, OF		12
1941 Dude Buchanan, 1B		24
1942 Don Belk, OF		18
1943 Frank Gillespie, 1B		16
Hank Sullivan, C		16
1944 No Team		
1945 Bull Cagle, OF		5
1946 Dewey Quinn, 3B		15
1947 Dewey Quinn, OF		24
Jack McCall, SS		25
1948 Jimmy Jones, 1B		19
1949 Frank Gillespie, 3B		33
1950 Ken Culberson, SS		36
1951 Dick Hendley, C		25
1952 Fred Knoebel, OF		29
1953 Wyman Morris, 3B		19
1954 Doug Kingsmore, OF		27
1955 Jim O'Quinn, C		13
1956 Bill Barnett, OF		19
1957 Don Shealy, OF/P		13
1958 Bud Spiers, SS		*34
1959 Larry Bagwell, 3B		*27
1960 Dave Lynn, C		*31
1961 Dave Lynn, C		21
1962 Buddy Nixon, 1B		30
1963 Johnny Jones, OF		22
1964 Ben Marsella, 2B		29
1965 Rusty Adkins, OF		25
1966 George Sutton, OF		*39
1967 Rusty Adkins, 2B		*24
1968 Randy Bray, SS		23
1969 Craig White, OF		*40
1970 Craig White, OF		28
1971 Craig White, OF		28
1972 Smiley Sanders, OF		21
1973 Craig White, OF		*31
1974 Smiley Sanders, OF		*30
1975 Denny Walling, OF		*60
1976 Dave Caldwell, OF		*49
1977 Robert Bonnette, SS		*51
Bill Foley, C		*51
1978 Tony Masone, OF		*49
1979 Tony Masone, OF		*61
1980 Tim Teufel, 2B		*66
1981 Craig Roberson, 3B		57
1982 Mark Davidson, OF		50
1983 Bob Paulling, 1B		55
1984 Jim McCollom, DH		54
1985 Jim McCollom, 1B		76
1986 Chuck Baldwin, 1B		73
1987 Steve Baucom, 3B		69
1988 Jerry Brooks, 3B		80
1989 Jim Crowley, 3B		60
1990 Joe DeBerry, 1B		70
1991 Eric Macrina, DH		84
1992 Keith Williams, OF		68
1993 Keith Williams, OF		79
1994 Mike Hampton, 3B		70
1995 David Miller, 1B		78
1996 Jason Embler, 1B		57
Matthew LeCroy, C		57
1997 Gary Burnham, OF		82
1998 Patrick Boyd, OF		59
Jason Harris, 1B		59
1999 Kurt Bultmann, 2B		72
2000 Jeff Baker, SS		64

Khalil Greene, 3B	64
2001 Jeff Baker, 3B	75
2002 Khalil Greene, SS	91
2003 Brad McCann, 3B	67
2004 Brad McCann, 3B	65
2005 Kris Harvey, DH	70
2006 Andy D'Alessio, 1B	*85
2007 Taylor Harbin, SS	62
2008 Doug Hogan, C	51
2009 Ben Paulsen, 1B	61
2010 Jeff Schaus, OF	*87
2011 Richie Shaffer, 1B	55
2012 Phil Pohl, DH	58
2013 Garrett Boulware, C	45
2014 Steve Wilkerson, 2B	42
2015 Reed Rohlfman, OF	58
2016 Chris Okey, C	*74
2017 Seth Beer, OF	53
2018 Chris Williams, 1B	*72
2019 Grayson Byrd, INF/OF	59
2020* Adam Hackenberg, C	15
2021 Caden Grice, 1B	53
2022 Max Wagner, 3B	76
2023 Caden Grice, 1B	68
2024 Blake Wright, 3B/SS	75

TOTAL BASES

Year	Player, Pos.	TB
1939 Ed Irick, 3B		37
1940 Dude Buchanan, 1B		38
1941 Dude Buchanan, 1B		55
1942 Don Belk, OF		38
1943 Homer Coker, OF		39
Hank Sullivan, C		39
1944 No Team		
1945 Bull Cagle, OF		21
1946 Dewey Quinn, 3B		50
1947 Dewey Quinn, OF		58
1948 Gene Moore, C		48
1949 Frank Gillespie, 3B		66
1950 Doug Angley, OF		77
1951 Ray Mathews, OF		52
1952 Fred Knoebel, OF		59
1953 Wyman Morris, 3B		46
1954 Doug Kingsmore, OF		66
1955 Bill Barnett, OF		36
1956 Bill Barnett, OF		44
1957 Don Shealy, OF/P		27
Bud Spiers, SS		27
1958 Bud Spiers, SS		65
1959 Ty Cline, OF/P		*60
1960 Dave Lynn, C		63
1961 Dave Lynn, C		46
1962 Johnny Jones, OF		60
1963 Johnny Jones, OF		57
1964 Ben Marsella, 2B		62
1965 Rusty Adkins, OF		83
1966 Rusty Adkins, 2B		67
George Sutton, OF		67
1967 Rusty Adkins, 2B		89
1968 Randy Bray, SS		68
1969 Don Russell, 3B		90
Craig White, OF		90
1970 Craig White, OF		77
1971 Craig White, OF		74
1972 Richard Haynes, 2B		55
1973 Craig White, OF		84
1974 Smiley Sanders, OF		78
1975 Denny Walling, OF		113
1976 Dave Caldwell, OF		119
1977 Bill Foley, C		124
1978 Tony Masone, OF		111
1979 Tony Masone, OF		129
1980 Billy Weems, OF		117
1981 Craig Roberson, 3B		126
1982 Mark Davidson, OF		119
1983 Bob Paulling, 1B		121
1984 Jim McCollom, DH		121
1985 Jim McCollom, 1B		*188
1986 Chuck Baldwin, 1B		180
1987 Steve Baucom, 3B		143
1988 Jerry Brooks, 3B		179
1989 Henry Threadgill, 2B		135
1990 Brian Kowitz, OF		145
1991 Eric Macrina, DH		*179</

YEARLY LEADERS

1996	Matthew LeCroy, C	137
1997	Gary Burnham, OF	176
1998	Matt Padgett, OF	146
1999	Patrick Boyd, OF	171
2000	Khalil Greene, 3B	143
2001	Jeff Baker, 3B	172
2002	Khalil Greene, SS	*250
2003	Brad McCann, 3B	137
2004	Brad McCann, 3B	164
2005	Kris Harvey, DH	171
2006	Tyler Colvin, OF	171
2007	Doug Hogan, C	142
2008	Ben Paulsen, 1B	129
2009	Ben Paulsen, 1B	160
2010	Kyle Parker, OF	162
2011	Richie Shaffer, 1B	128
2012	Richie Shaffer, 3B	133
2013	Garrett Boulware, C	108
2014	Steve Wilkerson, 2B	103
2015	Chris Okey, C	128
2016	Chris Okey, C	146
2017	Seth Beer, OF	132
2018	Seth Beer, OF	*145
2019	Grayson Byrd, INF/OF	147
2020*	Kier Meredith, OF	30
2021	Caden Grice, 1B	115
2022	Max Wagner, 3B	173
2023	Caden Grice, 1B	141
2024	Blake Wright, 3B/2B	167

SLUGGING PERCENTAGE

Year	Player, Pos.	Slg %
1939	George Brodie, OF	.615
1940	Dude Buchanan, 1B	.691
1941	Dude Buchanan, 1B	.809
1942	Don Belk, OF	.594
1943	Homer Coker, OF	.750
1944	No Team	
1945	Bull Cagle, OF	.429
1946	Dewey Quinn, 3B	.588
1947	Dewey Quinn, OF	.512
1948	Frank Gillespie, 3B	.648
1949	Frank Gillespie, 3B	.641
1950	Doug Angley, OF	.597
1951	Ray Mathews, OF	.591
1952	Fred Knoebel, OF	.720
1953	Wyman Morris, 3B	.703
1954	Doug Kingsmore, OF	.742
1955	Bill Barnett, OF	.581
1956	Bill Barnett, OF	.579
1957	Don Shealy, OF/P	.422
1958	Bud Spiers, SS	.500
1959	Doug Hoffman, OF	.552
1960	Dave Lynn, C	.708
1961	Dave Lynn, C	.639
1962	Joey Taylor, OF	.766
1963	Johnny Jones, OF	.570
1964	George Sutton, OF	.576
1965	Jack McCall, SS	.670
1966	George Sutton, OF	.632
1967	Rusty Adkins, 2B	.597
1968	Randy Bray, SS	.466
1969	Craig White, OF	.577
1970	Craig White, OF	.538
1971	Craig White, OF	.574
1972	Richard Haynes, 2B	.505
1973	Craig White, OF	.641
1974	Steve Tucker, OF	.541
1975	Denny Walling, OF	.807
1976	Dave Caldwell, OF	.607
1977	Bill Foley, C	.611
1978	Tony Masone, OF	.597
1979	Tim Teufel, 2B	.650
1980	Tim Teufel, 2B	.690
1981	Craig Roberson, 3B	.581
1982	Dave Lemaster, C/OF	.582
1983	Jim McCollom, C	.611
1984	Jim McCollom, DH	.596
1985	Jim McCollom, 1B	.749
1986	Chuck Baldwin, 1B	.623
1987	Chuck Baldwin, 1B	.565
1988	Mike Couture, OF	.647
1989	Jim Crowley, 3B	.509
1990	Eric Macrina, DH	.693
1991	Billy McMillon, OF	.708
1992	Billy McMillon, 1B	.602
1993	Keith Williams, OF	.690
1994	Shane Monahan, OF	.639
1995	Shane Monahan, OF	.637

1996	Jason Embler, 1B	.563
1997	Matthew LeCroy, C	.722
1998	Matt Padgett, OF	.624
1999	Patrick Boyd, OF	.695
2000	Khalil Greene, 3B	.532
2001	Jeff Baker, 3B	.738
2002	Khalil Greene, SS	*.877
2003	Michael Johnson, 1B	.576
2004	Brad McCann, 3B	.648
2005	Kris Harvey, DH	.687
2006	Andy D'Alessio, 1B	.648
2007	Andy D'Alessio, 1B	.634
2008	Ben Paulsen, 1B	.571
2009	Ben Paulsen, 1B	.618
2010	Kyle Parker, OF	.656
2011	Richie Shaffer, 1B	.577
2012	Richie Shaffer, 3B	.573
2013	Garrett Boulware, C	.476
2014	Steve Wilkerson, 2B	.502
2015	Chris Okey, C	.545
2016	Seth Beer, OF	.700
2017	Seth Beer, OF	.606
2018	Seth Beer, OF	*.642
2019	Grayson Byrd, INF/OF	.588
2020*	Davis Sharpe, 1B	.622
2021	Caden Grice, 1B	.618
2022	Max Wagner, 3B	*.852
2023	Billy Amick, 1B	.772
2024	Jimmy Obertop, C/1B	.656

WALKS

Year	Player, Pos.	BB
1942	Winston Holliday, P	12
1943	Unavailable	
1944	No Team	
1945	H.H. Tyler, 2B	14
1946	June Pruitt, 1B	27
1947	Lyndon McMakin, 2B	30
1948	Leo Fisher, 2B	14
1949	Unavailable	
1950	Unavailable	
1951	Roby Crouch, 1B	20
1952	Joe Murray, 1B	17
1953	Doug Kingsmore, OF	10
1954	Dick Swetenburg, 1B	22
1955	Jim O'Quinn, C	9
1956	Unavailable	
1957	Doug Hoffman, OF	17
1958	Bailey Hendley, OF/P	24
1959	Doug Hoffman, OF	33
1960	Bailey Hendley, OF/P	18
1961	Dave Lynn, C	22
1962	Johnny Jones, OF	21
1963	Johnny Jones, OF	19
1964	Jack McCall, SS	20
1965	George Sutton, OF	22
1966	Jack McCall, SS	27
1967	Rusty Adkins, 2B	27
1968	Don Russell, 3B	30
1969	Don Russell, 3B	42
1970	Don Russell, 3B	35
1971	Johnny Severs, OF	44
1972	Dave Van Volkenburg, 1B/P	27
1973	Smiley Sanders, OF	23
1974	Lin Hamilton, C	32
1975	Kurt Seibert, SS	39
1976	Kurt Seibert, SS	50
1977	Steve Nilsson, 1B	45
1978	Steve Nilsson, 1B	47
1979	Neil Simons, OF	49
1980	Neil Simons, OF	51
1981	Glenn Gallagher, OF	34
1982	Craig Roberson, 3B	48
1983	Frank Russ, 2B	36
1984	Brooks Shumake, OF	42
1985	Bert Heffernan, C	45
1986	Bert Heffernan, C	55
1987	Bert Heffernan, C	45
1988	Bert Heffernan, C	*62
1989	Mike Couture, C	55
1990	Brian Kowitz, OF	44
1991	Todd Stefan, SS	45
1992	Kevin Northrup, OF	51
1993	Billy McMillon, OF	47
1994	Mike Hampton, 3B	47
1995	Gary Burnham, OF	46
1996	Gary Burnham, OF	61
1997	Matthew LeCroy, C	53
1998	Patrick Boyd, OF	44

1999	Jason Harris, 1B	64
	Henri Stanley, OF	64
2000	Patrick Boyd, OF	44
2001	Michael Johnson, 1B	43
2002	Michael Johnson, 1B	50
2003	Michael Johnson, 1B	*63
2004	Brad McCann, 3B	36
2005	Brad Chalk, OF	34
2006	Brad Chalk, OF	41
2007	Andy D'Alessio, 1B	33
2008	Jeff Schaus, OF	33
2009	Brad Miller, SS	53
2010	Kyle Parker, OF	56
2011	Richie Shaffer, 1B	44
2012	Richie Shaffer, 3B	63
2013	Shane Kennedy, 3B	37
2014	Tyler Slaton, OF	42
2015	Steven Duggar, OF	54
2016	Seth Beer, OF	62
2017	Seth Beer, OF	64
2018	Seth Beer, OF	54
2019	Logan Davidson, SS	45
2020*	Dylan Brewer, OF/1B	14
2021	Dylan Brewer, OF/1B	29
2022	Max Wagner, 3B	45
2023	Will Taylor, OF	48
2024	Jimmy Obertop, C/1B	49

STOLEN BASES

Year	Player, Pos.	SB
1939	Teddy Boselli, SS	4
1940	Ace Parker, C	4
1941	Joe Dullogg, OF	7
1942	Joe Blalock, OF	10
1943	Homer Coker, C	8
	Hank Sullivan, C	8
1944	No Team	
1945	H.H. Tyler, 2B	6
1946	J.M. Looper, OF	4
	Sanford Quinn, OF	4
1947	Lyndon McMakin, 2B	6
	Dan Stroud, OF	6
1948	J.R. Brown, OF	10
	Ray Mathews, OF	10
1949	Frank Gillespie, 3B	5
1950	Fred Knoebel, OF	26
1951	Roby Crouch, 1B	14
1952	Billy O'Dell, P	3
1953	Bill Barnett, OF	6
1954	Wyman Morris, 3B	10
1955	Bill Barnett, OF	2
	Charlie Blackston, SS	2
	Jim Coleman, OF	2
1956	Bill Barnett, OF	4
1957	Doug Hoffman, OF	2
	Don Shealy, OF/P	2
1958	Larry Bagwell, 3B	4
	Doug Hoffman, OF	4
1959	Doug Hoffman, OF	11
1960	Ty Cline, OF	12
1961	Harry Pavilack, 3B	3
1962	Dave Ellisor, 3B	9
1963	Dave Ellisor, 3B	9
1964	Jack McCall, SS	3
1965	Rusty Adkins, OF	12
1966	Rusty Adkins, 2B	9
1967	Rusty Adkins, 2B	*17
1968	Keith Waters, OF	12
1969	Johnny Severs, OF	10
1970	Don Russell, 3B	9
	Johnny Severs, OF	9
1971	Johnny Severs, OF	17
1972	Charlie Ing, OF	7
1973	John Adeim, SS	3
	Richard Haynes, 2B	3
	Craig White, OF	3
1974	Lin Hamilton, C	4
	Charlie Ing, OF	4
	Mike Mahoney, OF	4
	Kurt Seibert, SS	4
1975	Billy Wingo, 2B	*22
1976	Kurt Seibert, SS	*13
1977	Steve Nilsson, 1B	*15
1978	Bill Weems, OF	*26
1979	Dave Buffamoyer, C	21
1980	Billy Weems, OF	*30
1981	Mike Mahoney, OF	12
1982	Brooks Shumake, OF/3B	21
1983	Brooks Shumake, SS	30

1984	Brooks Shumake, OF	20
1985	Ray Williams, OF	16
1986	Bill Spiers, SS	35
1987	Ray Williams, OF	24
1988	Randy Mazey, OF	34
1989	Henry Threadgill, 2B	*47
1990	Brian Kowitz, OF	*34
1991	Kevin Northrup, OF	21
1992	Kevin Northrup, OF	*47
1993	Shane Monahan, 1B	17
1994	Mike Hampton, 3B	*39
1995	David Miller, 1B	27
1996	Doug Livingston, 2B	24
1997	Brian Holstad, 2B	11
1998	Brian Holstad, 3B	15
	Doug Roper, SS	15
1999	Henri Stanley, OF	27
2000	Casey Stone, OF	25
2001	Casey Stone, OF	25
2002	Jeff Baker, 3B	17
	Khalil Greene, SS	17
2003	Garrick Evans, OF	8
2004	Tony Sipp, OF	20
2005	Tyler Colvin, OF	12
2006	Tyler Colvin, OF	23
2007	Taylor Harbin, SS	14
2008	Stan Widmann, SS	14
2009	Brad Miller, SS	16
2010	John Hinson, 3B	25
2011	John Hinson, 3B	23
2012	Thomas Brittle, OF	15
2013	Shane Kennedy, 3B	22
2014	Steven Duggar, OF	25
2015	Tyler Krieger, DH	14
2016	Eli White, SS	24
2017	Chase Pinder, OF	13
2018	Logan Davidson, SS	10
2019	Sam Hall, OF/INF	*30
2020*	Dylan Brewer, OF/1B	3
	Elijah Henderson, OF/INF	3
	Kier Meredith, OF	3
	James Parker, INF	3
	Bryce Teodosio, OF	3
	Dylan Brewer, OF/1B	6
	Kier Meredith, OF	6
	Bryce Teodosio, OF	6
2022	Dylan Brewer, OF	7
2023	Benjamin Blackwell, SS	*27
2024	Nolan Nawrocki, 3B	11
	Jarren Purify, 2B	11

PITCHING

Year	Player (Throws)	ERA
1953	Billy O'Dell (L)	1.36
1954	Billy O'Dell (L)	0.79
1955	Unavailable	
1956	Johnny Drake (R)	2.56
1957	Harold Stowe (L)	3.58
1958	Harold Stowe (L)	2.34
1959	Harold Stowe (L)	1.57
1960	Jimmy Roller (R)	2.76
1961	Gene Harbeson (R)	3.31
1962	Tommy Lyon (L)	3.62
1963	Greg Casey (R)	2.66
1964	Bob Lowell (R)	2.41
1965	Tommy Chapman (L)	1.80
1966	Charlie Watson (R)	3.43
1967	Bill Parmer (L)	1.14
1968	John Curtis (L)	1.80
1969	Jay Bevis (R)	*1.59
1970	Jay Bevis (R)	1.12
1971	Rusty Gerhardt (L)	2.17
1972	Rusty Gerhardt (L)	2.22
1973	Steve Cline (R)	2.12
1974	Steve Cline (R)	1.84
1975	Randy Quintrell (L)	1.50
1976	Ron Musselman (R)	2.11
1977	Brian Snyder (L)	*1.19
1978	Tommy Qualters (L)	*0.79
1979	Mike Sullivan (R)	*1.98
1980	Bill Duke (R)	*2.24
1981	Jeff Gilbert (R)	3.25
1982	Jimmy Key (L)	2.79
1983	Jeff Gilbert (R)	2.25
1984	Scott Parrish (R)	2.20
1985	George Stone (R)	3.89

1986	Oliver Whitaker (L)	3.12
1987	Alan Botkin (L)	2.54
1988	Jerome Santivasci (R)	1.98
1989	Jerome Santivasci (R)	1.36
1990	Tim Parker (R)	2.97
1991	Jason Angel (R)	*2.33
1992	Mike Holtz (L)	1.26
1993	Scott Winchester (R)	2.61
1994	Mike Holtz (L)	1.66
1995	Scott Winchester (R)	0.59
1996	Kris Benson (R)	*2.02
1997	Ryan Mottl (R)	4.73
1998	Scott Clackum (R)	1.11
1999	Chris Heck (L)	2.23
2000	Nick Glaser (R)	2.45
2001	Steve Reba (R)	2.58
2002	Matt Henrie (R)	3.12
2003	Jason Berken (R)	3.19
2004	Jason Berken (R)	2.53
2005	Stephen Faris (R)	2.60
2006	Stephen Faris (R)	2.36
2007	Stephen Clyne (R)	2.58
2008	Matt Vaughn (R)	3.15
2009	Tomas Cruz (R)	3.33

YEARLY LEADERS

1989 Brian Barnes (L)	*16
1990 Dave Tripp (R)	8
1991 Jason Angel (R)	*14
1992 Scott Miller (R)	11
1993 Chad Phillips (L)	12
1994 Andy Taulbee (R)	12
1995 Jason Dawsey (L)	11
1996 Kris Benson (R)	14
1997 Ryan Mottl (R)	10
1998 Ryan Mottl (R)	9
1999 Matt Additon (R)	6
Thomas Boozer (L)	6
Chris Heck (L)	6
Mike Paradis (R)	6
2000 Ryan Mottl (R)	10
2001 Steve Reba (R)	12
2002 Matt Henrie (R)	13
Steve Reba (R)	13
2003 Tyler Lumsden (L)	8
2004 Kris Harvey (R)	6
2005 Josh Cribb (R)	8
Robert Rohrbaugh (L)	8
2006 Jason Berken (R)	9
Josh Cribb (R)	9
Stephen Faris (R)	9
2007 Alan Farina (R)	6
Ryan Hinson (L)	6
David Kopp (R)	6
2008 D.J. Mitchell (R)	6
Graham Stoneburner (R)	6
2009 Casey Harman (L)	7
Graham Stoneburner (R)	7
2010 Scott Weismann (R)	9
2011 Justin Sarratt (R)	7
2012 Dominic Leone (R)	7
Kevin Pohle (R)	7
2013 Daniel Gossett (R)	10
2014 Matthew Crownover (L)	8
2015 Matthew Crownover (L)	*10
2016 Pat Krall (L)	10
2017 Tyler Jackson (R)	9
2018 Brooks Crawford (R)	*8
2019 Mat Clark (L)	9
2020 ^o Carson Spiers (R)	3
2021 Nick Clayton (R)	6
2022 Mack Anglin (R)	6
Jackson Lindley (R)	6
2023 Nick Clayton (R)	8
Caden Grice (L)	8
2024 Billy Barlow (R)	6

APPEARANCES

Year	Player (Throws)	App.
1952	Billy O'Dell (L)	10
1953	Billy O'Dell (L)	11
1954	Billy O'Dell (L)	14
1955	Leonard Humphries (R)	7
1956	Leonard Humphries (R)	9
1957	Harold Stowe (L)	9
1958	Harold Stowe (L)	*^21
1959	Harold Stowe (L)	19
1960	Jimmy Roller (R)	14
1961	Gene Harbeson (R)	12
1962	Tommy Lyon (L)	13
1963	Tommy Lyon (L)	14
1964	Tommy Chapman (L)	12
1965	Charlie Watson (R)	14
1966	Charlie Watson (R)	15
1967	Pete Myers (R)	16
1968	Tom Hudgins (R)	13
1969	Jay Bevis (R)	16
1970	Jay Bevis (R)	20
1971	Jay Bevis (R)	16
	Rusty Gerhardt (L)	16
1972	Jay Bevis (R)	17
1973	Jimmy Baker (R)	18
1974	Larry Meekins (R)	18
1975	Larry Meekins (R)	14
	Chuck Porter (R)	14
1976	Chuck Porter (R)	15
	Randy Quintrell (L)	15
1977	Ron Musselman (R)	17
1978	Dave Woessner (R)	20
1979	Mike Sullivan (R)	17
1980	Billy Trapp (R)	28
1981	Jimmy Key (L)	18
1982	Lee Wiles (R)	22
1983	Lynn Martin (R)	24
1984	John Pawlowski (R)	22

1985 John Burnett (L)	*22
1986 Mike Huggins (R)	22
1987 Phillip Lowery (R)	23
1988 Brian Barnes (L)	22
Mike Milchin (L)	22
Jerome Santivasci (R)	22
1989 Jerome Santivasci (R)	27
1990 Ron Frazier (R)	24
1991 Eric Bradford (R)	25
1992 Aaron Jersild (L)	32
1993 Andy Taulbee (R)	30
1994 Scott Winchester (R)	28
1995 Scott Winchester (R)	33
1996 David Shepard (R)	27
1997 Matt Additon (R)	24
Scott Clackum (R)	24
1998 Scott Clackum (R)	23
1999 Matt Additon (R)	26
2000 Nick Glaser (R)	33
2001 Josh Cram (R)	28
2002 Tyler Lumsden (L)	27
2003 Robert Rohrbaugh (L)	26
2004 Patrick Hogan (R)	24
2005 Jeff Hahn (R)	25
2006 Daniel Moskos (L)	33
2007 Stephen Clyne (R)	31
2008 Matt Vaughn (R)	30
2009 Ryan Hinson (L)	28
2010 Alex Frederick (R)	33
2011 Alex Frederick (R)	27
2012 Scott Firth (R)	24
Jonathan Meyer (R)	24
2013 Matt Campbell (R)	24
Kyle Schnell (R)	24
2014 Drew Moyer (R)	28
2015 Pat Krall (L)	27
2016 Pat Krall (L)	29
2017 Ryley Gilliam (R)	27
2018 Carson Spiers (R)	29
2019 Carson Spiers (R)	30
2020 ^o Carson Spiers (R)	9
2021 Geoffrey Gilbert (L)	28
2022 Jackson Lindley (R)	31
2023 Reed Garris (R)	27
2024 Lucas Mahlstedt (R)	28

STARTS

Year	Player (Throws)	Starts
1952	Billy O'Dell (L)	7
1953	Billy O'Dell (L)	8
1954	Billy O'Dell (L)	11
1955	Leonard Humphries (R)	6
1956	Leonard Humphries (R)	7
1957	Harold Stowe (L)	7
1958	Harold Stowe (L)	15
1959	Harold Stowe (L)	9
1960	Dave Sprouse (R)	7
1961	Damon Vincent (R)	10
1962	Tommy Lyon (L)	9
	Dave Olson (R)	9
1963	Damon Vincent (R)	6
1964	Tommy Chapman (L)	11
1965	Tommy Chapman (L)	11
1966	Bill Parmar (R)	9
1967	Bill Parmar (R)	10
1968	Tom Hudgins (R)	10
1969	Rusty Gerhardt (L)	15
1970	Rusty Gerhardt (L)	14
1971	Rusty Gerhardt (L)	14
1972	Rusty Gerhardt (L)	12
1973	Steve Cline (R)	9
1974	Jay Bevis (R)	13
1975	Chuck Porter (R)	13
1976	Ron Musselman (R)	14
	Chuck Porter (R)	14
1977	Ron Musselman (R)	15
1978	Mike Sullivan (R)	13
1979	Brian Snyder (L)	14
1980	Mike Brown (R)	15
	Jimmy Key (L)	15
1981	Jimmy Key (L)	15
1982	Jimmy Key (L)	16
1983	Scott Parrish (R)	12
1984	George Stone (R)	11
1985	John Pawlowski (R)	17
	George Stone (R)	17
1986	Bill Steele (R)	16
1987	Brian Barnes (L)	17
1988 Brian Barnes (L)	*19	

1989 Brian Barnes (L)	19
1990 Tim Parker (R)	17
1991 Jason Angel (R)	17
1992 Jason Angel (R)	17
1993 Chad Phillips (L)	15
Jeff Saue (R)	15
1994 Andy Taulbee (R)	18
1995 Jason Dawsey (L)	19
1996 Kris Benson (R)	19
1997 Ryan Mottl (R)	16
1998 Ryan Mottl (R)	16
1999 Ryan Mottl (R)	17
2000 Ryan Mottl (R)	19
2001 Steve Reba (R)	17
2002 Steve Reba (R)	19
2003 Tyler Lumsden (L)	16
2004 Kris Harvey (R)	14
Tyler Lumsden (L)	14
2005 Robert Rohrbaugh (L)	16
2006 Jason Berken (R)	18
Stephen Faris (R)	18
2007 David Kopp (R)	*18
2008 D.J. Mitchell (R)	14
Graham Stoneburner (R)	14
2009 Chris Dwyer (L)	*17
2010 Casey Harman (L)	*19
2011 Justin Sarratt (R)	13
2012 Dominic Leone (R)	16
2013 Daniel Gossett (R)	16
2014 Matthew Crownover (L)	16
2015 Matthew Crownover (L)	16
Zach Erwin (L)	16
2016 Charlie Barnes (L)	16
2017 Charlie Barnes (L)	16
Alex Eubanks (R)	16
Pat Krall (L)	16
2018 Brooks Crawford (R)	16
Jake Higginbotham (L)	16
2019 Davis Sharpe (R)	14
2020 ^o Davis Sharpe (R)	4
Spencer Strider (R)	4
Sam Weatherly (L)	4
2021 Keyshawn Askew (L)	11
2022 Mack Anglin (R)	15
Billy Barlow (R)	15
2023 Austin Gordon (R)	16
2024 Aidan Knaak (R)	15

RELIEF APPEARANCES

Year	Player (Throws)	RA
1952	Gerald Dempsey (R)	3
	Charlie Hall (R)	3
	Robby Saylor (L)	3
1953	Bubba Free (R)	4
1954	Mickey Cone (L)	3
	Billy O'Dell (L)	3
1955	Bill Toth (R)	5
1956	Bill Toth (R)	7
1957	Frank Errod (L)	4
1958	Ed Lakey (R)	8
1959	Harold Stowe (L)	10
1960	Jimmy Roller (R)	9
1961	Jimmy Roller (R)	8
1962	Bill Burnette (R)	9
1963	Tommy Lyon (L)	10
1964	Bob Lowell (R)	9
1965	Charlie Watson (R)	11
1966	Bill James (R)	9
1967	Pete Myers (R)	11
1968	Alan Demarest (R)	9
1969	Jay Bevis (R)	15
1970	Jay Bevis (R)	20
1971	Jay Bevis (R)	16
1972	Jay Bevis (R)	16
1973	Jimmy Baker (R)	17
1974	Larry Meekins (R)	18
1975	Tommy Qualters (R)	13
1976	Houston Matthews (R)	9
1977	Dave Woessner (R)	14
1978	Dave Woessner (R)	19
1979	Billy Trapp (R)	12
	Dave Woessner (R)	12
1980	Billy Trapp (R)	28
1981	Glenn Martin (R)	15
1982	Lee Wiles (R)	22
1983	Lynn Martin (R)	24
1984	John Pawlowski (R)	18
1985	John Burnett (L)	*22
1986	Mike Huggins (R)	22

1987 Phillip Lowery (R)	21
1988 Mike Milchin (L)	22
Jerome Santivasci (R)	22
1989 Jerome Santivasci (R)	27
1990 Eric Bradford (R)	17
1991 Eric Bradford (R)	25
1992 Aaron Jersild (L)	32
1993 Scott Winchester (R)	26
1994 Scott Winchester (R)	28
1995 Scott Winchester (R)	33
1996 David Shepard (R)	27
1997 Matt Additon (R)	24
Scott Clackum (R)	24
1998 Scott Clackum (R)	23
1999 Matt Additon (R)	21
2000 Nick Glaser (R)	33
2001 Josh Cram (R)	28
2002 Thomas Boozer (L)	26
2003 Robert Rohrbaugh (L)	25
2004 Patrick Hogan (R)	24
2005 Jeff Hahn (R)	23
2006 Daniel Moskos (L)	33
2007 Stephen Clyne (R)	31
2008 Matt Vaughn (R)	29
2009 Ryan Hinson (L)	26
2010 Casey Harman (L)	32
2011 Alex Frederick (R)	25
2012 Scott Firth (R)	24
2013 Matt Campbell (R)	24
Kyle Schnell (R)	24
2014 Drew Moyer (R)	28
2015 Pat Krall (L)	27
2016 Pat Krall (L)	26
2017 Ryley Gilliam (R)	27
2018 Carson Spiers (R)	29
2019 Carson Spiers (R)	30
2020 ^o Carson Spiers (R)	9
2021 Geoffrey Gilbert (L)	28
2022 Jackson Lindley (R)	31
2023 Reed Garris (R)	27
2024 Lucas Mahlstedt (R)	28

COMPLETE GAMES

Year	Player (Throws)	CG
1952	Billy O'Dell (L)	4
1953	Billy O'Dell (L)	6
1954	Billy O'Dell (L)	9
1955	George Compton (R)	3
1956	Johnny Drake (R)	3
1957	Harold Stowe (L)	4
1958	Harold Stowe (L)	8
1959	Harold Stowe (L)	4
1960	Bailey Hendley (R)	2
	Jimmy Roller (R)	2
1961	Gene Harbeson (R)	4
	Damon Vincent (R)	4
1962	Tommy Lyon (L)	5
1963	Greg Casey (R)	2
	Tommy Chapman (L)	2
1964	Tommy Chapman (L)	6
1965	Tommy Chapman (L)	5
1966	Charlie Watson (R)	2
1967	Laval Johnson (L)	2
	Pete Myers (R)	2
	Bill Parmar (R)	2
	Charlie Watson (R)	2
1968	Bill James (R)	4
1969	Dave Van Volkenburg (L)	7
1970	Rusty Gerhardt (L)	*8
1971	Rusty Gerhardt (L)	*6
1972	Rusty Gerhardt (L)	6
1973	Steve Cline (R)	3
	Lindsay Graham (R)	3
1974	Steve Cline (R)	*7
1975	Randy Quintrell (L)	5
1976 Chuck Porter (R)	*11	
1977	Ron Musselman (R)	*8
1978	Mike Brown (R)	6
1979	Mike Sullivan (R)	5
1980	Mike Brown (R)	5
1981	Jeff Gilbert (R)	7
1982	Jimmy Key (L)	*7
1983	Jeff Gilbert (R)	2
1984	Scott Parrish (R)	5
1985	George Stone (R)	8
1986	Bill Steele (R)	2
1987	Brian Barnes (L)	5
	Alan Botkin (L)	5
1988	Brian Barnes (L)	6

1989 Brian Barnes (L)	*9
1990 Tim Parker (R)	5
1991 Jason Angel (R)	3
1992 Scott Miller (R)	2
1993 Jason Dawsey (L)	2
1994 Kris Benson (R)	1
Jason Dawsey (L)	1
Billy Koch (R)	1
1995 Jason Dawsey (L)	4
1996 Kris Benson (R)	7
1997 Ryan Mottl (R)	2
Matt White (L)	2
1998 Ryan Mottl (R)	1
Matt White (L)	1
1999 Ryan Mottl (R)	1
2000 Ryan Mottl (R)	2
2001 Steve Reba (R)	2
2002 Steve Reba (R)	1
2003 Tyler Lumsden (L)	1
2004 Robert Rohrbaugh (L)	1
2005 Josh Cribb (R)	*3
Stephen Faris (R)	*3
2006 Josh Cribb (R)	1
Stephen Faris (R)	1
2007 David Kopp (R)	1
2008 D.J. Mitchell (R)	1
Graham Stoneburner (R)	1
2009 Chris Dwyer (L)	1
2010 Casey Harman (L)	1
2011 Jonathan Meyer (R)	1
2012 No Complete Games	1
2013 Daniel Gossett (R)	1
2014 Daniel Gossett (R)	2
2015 Brody Koerner (R)	1
2016 Alex Eubanks (R)	1
Pat Krall (L)	1
2017 Alex Eubanks (R)	*2
2018 No Complete Games	1
2019 No Complete Games	1
2020 ^o No Complete Games	1
2021 Nick Hoffmann (R)	1
2022 No Complete Games	1
2023 No Complete Games	1
2024 Ethan Darden (L)	1

SHUTOUTS

Year	Player (Throws)	SHO
1947	Joe Hazle (R)	1
1948	Nig Griffith (R)	1
1949	Bob Gaddis (R)	1
1950	Bill Ford (R)	1
	Bob Hughes (L)	1
1951	No Individual Shutouts	1
1952	No Individual Shutouts	1
1953	Billy O'Dell (L)	2
1954	Billy O'Dell (L)	3
1955	No Individual Shutouts	1
1956	No Individual Shutouts	1
1957	Don Shealy (R)	1
1958	No Individual Shutouts	1
1959	Bailey Hendley (R)	1
	Harold Stowe (L)	1
1960	Jimmy Roller (R)	1
1961	No Individual Shutouts	1
1962	Damon Vincent (R)	1
1963	No Individual Shutouts	1
1964	Greg Casey (R)	1
1965	Tommy Chapman (L)	2
1966	Charles Watson (R)	1
1967	Laval Johnson (L)	1
	Pete Myers (R)	1
	Bill Parmar (R)	1
1968	John Curtis (L)	1
	Alan Demarest (R)	1
	Nelson Gibson (R)	1
	Tom Hudgins (R)	1
	Bill James (R)	1
1969	Rusty Gerhardt (L)	1
	Tom Hudgins (R)	1
1970	Rusty Gerhardt (L)	1</

YEARLY LEADERS

Mike Sullivan (R)	*2
1979 Mike Sullivan (R)	*2
1980 Mike Brown (R)	*2
Bill Duke (R)	*2
1981 Jeff Gilbert (R)	1
Jimmy Key (L)	1
Scott Parrish (R)	1
1982 Jeff Gilbert (R)	2
1983 Scott Parrish (R)	*1
1984 Scott Parrish (R)	*2
1985 John Pawlowski (R)	2
1986 No Individual Shutouts	
1987 Alan Botkin (L)	2
Oliver Whitaker (L)	2
1988 Alan Botkin (L)	1
David Tripp (R)	1
1989 Brian Barnes (L)	1
Ron Frazier (R)	1
1990 Tim Parker (R)	3
1991 Jason Angel (R)	*2
Scott Miller (R)	*2
1992 No Individual Shutouts	
1993 No Individual Shutouts	
1994 No Individual Shutouts	
1995 Jason Dawsey (L)	2
1996 Kris Benson (R)	*4
1997 No Individual Shutouts	
1998 No Individual Shutouts	
1999 No Individual Shutouts	
2000 Ryan Mottl (R)	1
2001 Steve Reba (R)	1
2002 No Individual Shutouts	
2003 Tyler Lumsden (L)	1
2004 No Individual Shutouts	
2005 Josh Cribb (R)	*2
2006 No Individual Shutouts	
2007 No Individual Shutouts	
2008 Graham Stoneburner (R)	*1
2009 No Individual Shutouts	
2010 No Individual Shutouts	
2011 No Individual Shutouts	
2012 No Individual Shutouts	
2013 Daniel Gossett (R)	1
2014 Daniel Gossett (R)	*2
2015 Brody Koerner (R)	*1
2016 No Individual Shutouts	
2017 Alex Eubanks (R)	*2
2018 No Individual Shutouts	
2019 No Individual Shutouts	
2020* No Individual Shutouts	
2021 No Individual Shutouts	
2022 No Individual Shutouts	
2023 No Individual Shutouts	
2024 No Individual Shutouts	

SAVES		
Year	Player (Throws)	Svs
1969	Jay Bevis (R)	6
1970	Jay Bevis (R)	5
1971	Jay Bevis (R)	4
1972	Jay Bevis (R)	5
1973	Jimmy Baker (R)	3
	Lindsay Graham (R)	3
1974	Larry Meekins (R)	3
1975	Tommy Qualters (R)	6
1976	Houston Matthews (R)	4
1977	Dave Woessner (R)	5
1978	Dave Woessner (R)	6
1979	Len Bradley (R)	5
1980	Len Bradley (R)	7
1981	Lynn Martin (R)	2
	Tim Rice (L)	2
1982	Roger Hackett (L)	2
	David Hess (R)	2
	Lee Wiles (R)	2
1983	Lynn Martin (R)	4
1984	John Pawlowski (R)	4
1985	John Burnett (L)	*4
1986	Chuck Baldwin (R)	5
1987	Doug Marchal (R)	5
1988	Mike Milchin (L)	8
1989	Jerome Santivasci (R)	6
1990	Ron Frazier (R)	4
1991	Eric Bradford (R)	2
	Mike Holtz (L)	2
	Scott Miller (R)	2
	Chad Phillips (L)	2
1992	Aaron Jersild (L)	7
1993	Scott Winchester (R)	10

1994 Scott Winchester (R)	10	
1995 Scott Winchester (R)	*14	
1996 David Shepard (R)	5	
1997 Matt Additon (R)	5	
1998 Scott Clackum (R)	*9	
1999 Chris Heck (L)	5	
2000 Nick Glaser (R)	*15	
2001 Josh Cram (R)	6	
2002 Paul Harrelson (R)	8	
2003 Paul Harrelson (R)	6	
2004 Patrick Hogan (R)	*10	
2005 Jeff Hahn (R)	3	
2006 Daniel Moskos (L)	10	
2007 Daniel Moskos (L)	6	
2008 Matt Vaughn (L)	11	
2009 Tomas Cruz (R)	4	
	Matt Vaughn (R)	4
2010 Alex Frederick (R)	4	
2011 Scott Weismann (R)	7	
2012 Scott Firth (R)	3	
2013 Matt Campbell (R)	7	
2014 Matt Campbell (R)	8	
2015 Taylor Vetzal (R)	4	
2016 Pat Krall (L)	5	
2017 Ryley Gilliam (R)	4	
2018 Ryley Gilliam (R)	*11	
2019 Carson Spiers (R)	11	
2020* Carson Spiers (R)	4	
2021 Nick Hoffmann (R)	4	
2022 Ryan Ammons (L)	8	
2023 Ryan Ammons (L)	5	
2024 Austin Gordon (R)	11	

INNINGS PITCHED		
Year	Player (Throws)	IP
1952	Billy O'Dell (L)	56.0
1953	Billy O'Dell (L)	72.1
1954	Billy O'Dell (L)	91.1
1955	Leonard Humphries (R)	42.0
1956	Johnny Drake (R)	45.2
1957	Harold Stowe (L)	55.1
1958	Harold Stowe (L)	*126.2

1959 Harold Stowe (L)	97.1
1960 Jimmy Roller (R)	71.2
1961 Damon Vincent (R)	61.1
1962 Tommy Lyon (L)	82.0
1963 Damon Vincent (R)	44.1
1964 Tommy Chapman (L)	89.1
1965 Tommy Chapman (L)	85.0
1966 Charlie Watson (R)	65.2
1967 Bill Parmer (R)	71.0
1968 Nelson Gibson (R)	62.0
1969 Dave Van Volkenburg (L)	92.1
1970 Rusty Gerhardt (L)	*100.1
1971 Rusty Gerhardt (L)	*108.0
1972 Rusty Gerhardt (L)	*85.0
1973 Lindsay Graham (R)	60.2
1974 Steve Cline (R)	*102.2
1975 Chuck Porter (R)	*81.1
1976 Chuck Porter (R)	*119.0
1977 Ron Musselman (R)	*117.1
1978 Mike Brown (R)	83.1
1979 Mike Sullivan (R)	*91.0
1980 Jimmy Key (L)	*111.1
1981 Jeff Gilbert (R)	102.1
1982 Jimmy Key (L)	*116.0
1983 Scott Parrish (R)	62.2
1984 George Stone (R)	80.2
1985 George Stone (R)	127.1
1986 Bill Steele (R)	109.1
1987 Brian Barnes (L)	120.2
1988 Brian Barnes (L)	*137.2
1989 Brian Barnes (L)	*146.0
1990 Tim Parker (R)	97.0
1991 Jason Angel (R)	108.0
1992 Jason Angel (R)	105.1
1993 Andy Taulbee (R)	97.1
1994 Andy Taulbee (R)	114.2
1995 Jason Dawsey (L)	129.1
1996 Kris Benson (R)	*156.0
1997 Ryan Mottl (R)	106.2
1998 Ryan Mottl (R)	101.0
1999 Ryan Mottl (R)	99.2
2000 Ryan Mottl (R)	107.0

2001 Steve Reba (R)	108.0
2002 Matt Henrie (R)	112.2
Steve Reba (R)	112.2
2003 Tyler Lumsden (L)	86.0
2004 Tyler Lumsden (L)	81.1
2005 Josh Cribb (R)	109.1
2006 Stephen Faris (R)	103.0
2007 David Kopp (R)	99.2
2008 D.J. Mitchell (R)	98.2
2009 Casey Harman (L)	86.2
2010 Casey Harman (L)	*121.0
2011 Justin Sarratt (R)	80.2
2012 Dominic Leone (R)	84.0
2013 Daniel Gossett (R)	98.1
2014 Daniel Gossett (R)	107.1
2015 Matthew Crownover (L)	109.0
2016 Charlie Barnes (L)	94.2
2017 Alex Eubanks (R)	105.2
2018 Brooks Crawford (R)	80.2
2019 Davis Sharpe (R)	84.1
2020* Sam Weatherly (L)	22.2
2021 Keyshawn Askew (L)	57.0
2022 Mack Anglin (R)	76.1
2023 Austin Gordon (R)	84.0
2024 Aidan Knaak (R)	83.1

BATTERS FACED		
Year	Player (Throws)	BF
1960	Jimmy Roller (R)	289
1961	Damon Vincent (R)	286
1962	Tommy Lyon (L)	346
1963	Tommy Lyon (L)	198
1964	Tommy Chapman (L)	394
1965	Tommy Chapman (L)	364
1966	Charlie Watson (R)	276
1967	Bill Parmer (R)	290
1968	Nelson Gibson (R)	257
1969	Dave Van Volkenburg (L)	407
1970	Rusty Gerhardt (L)	410
1971	Rusty Gerhardt (L)	424
1972	Lindsay Graham (R)	276
1973	Steve Cline (R)	257
1974	Steve Cline (R)	417
1975	Chuck Porter (R)	361
1976	Chuck Porter (R)	474
1977	Ron Musselman (R)	483
1978	Brian Snyder (L)	370
1979	Brian Snyder (L)	397
1980	Jimmy Key (L)	454
1981	Jeff Gilbert (R)	429
1982	Jimmy Key (L)	485
1983	Scott Parrish (R)	273
1984	George Stone (R)	327
1985	George Stone (R)	569
1986	Bill Steele (R)	481
1987	Brian Barnes (L)	523
1988	Brian Barnes (L)	598
1989	Brian Barnes (L)	*602
1990	Tim Parker (R)	417
1991	Jason Angel (R)	443
1992	Jason Angel (R)	454
1993	Andy Taulbee (R)	419
1994	Andy Taulbee (R)	489
1995	Jason Dawsey (L)	529
1996	Kris Benson (R)	*606
1997	Ryan Mottl (R)	479
1998	Ryan Mottl (R)	441
1999	Ryan Mottl (R)	480
2000	Ryan Mottl (R)	451
2001	Steve Reba (R)	434
2002	Steve Reba (R)	437
2003	Tyler Lumsden (L)	373
2004	Tyler Lumsden (L)	358
2005	Josh Cribb (R)	469
2006	Stephen Faris (R)	408
2007	David Kopp (R)	429
2008	D.J. Mitchell (R)	428
2009	Chris Dwyer (L)	375
	Casey Harman (L)	375
2010	Casey Harman (L)	*518
2011	Justin Sarratt (R)	328
2012	Dominic Leone (R)	372
2013	Daniel Gossett (R)	420
2014	Daniel Gossett (R)	433
2015	Zack Erwin (L)	454
2016	Charlie Barnes (L)	425
2017	Alex Eubanks (R)	438
2018	Jake Higginbotham (L)	343
2019	Davis Sharpe (R)	351

2020* Sam Weatherly (L)	94
2021 Keyshawn Askew (L)	260
2022 Mack Anglin (R)	345
2023 Austin Gordon (R)	352
2024 Aidan Knaak (R)	349

STRIKEOUTS		
Year	Player (Throws)	K
1952	Billy O'Dell (L)	81
1953	Billy O'Dell (L)	108
1954	Billy O'Dell (L)	*111
1955	Leonard Humphries (R)	39
1956	Johnny Drake (R)	49
1957	Harold Stowe (L)	36
1958	Harold Stowe (L)	*126
1959	Harold Stowe (L)	*117
1960	Bailey Hendley (R)	39
1961	Damon Vincent (R)	62
1962	Tommy Lyon (L)	52
1963	Damon Vincent (R)	48
1964	Tommy Chapman (L)	*83
1965	Tommy Chapman (L)	100
1966	Charlie Watson (R)	72
1967	Charlie Watson (R)	71
1968	Bill James (R)	45
1969	Rusty Gerhardt (L)	*99
1970	Rusty Gerhardt (L)	*111
1971	Rusty Gerhardt (L)	*111
1972	Rusty Gerhardt (L)	61
1973	Steve Cline (R)	68
1974	Steve Cline (R)	*69
1975	Chuck Porter (R)	67
1976	Ron Musselman (R)	78
1977	Ron Musselman (R)	*107
1978	Mike Sullivan (R)	63
1979	Mike Sullivan (R)	79
1980	Mike Brown (R)	77
1981	Jeff Gilbert (R)	58
1982	Jimmy Key (L)	94
1983	Tim Rice (L)	42
1984	George Stone (R)	57
1985	George Stone (R)	93
1986	Brian Barnes (L)	53
1987	Brian Barnes (L)	*112
1988	Brian Barnes (L)	*140
1989	Brian Barnes (L)	*208
1990	Tim Parker (R)	90
1991	Mike Kimbrell (R)	74
1992	Jason Angel (R)	76
1993	Andy Taulbee (R)	85
1994	Andy Taulbee (R)	103
1995	Jason Dawsey (L)	*133
1996	Kris Benson (R)	*204
1997	Ryan Mottl (R)	99
1998	Ryan Mottl (R)	96
1999	Mike Paradis (R)	87
2000	Ryan Mottl (R)	81
2001	Steve Reba (R)	103
2002	Steve Reba (R)	82
2003	Tyler Lumsden (L)	72
2004	Tyler Lumsden (L)	88
2005	Josh Cribb (R)	97
2006	Stephen Faris (R)	86
2007	Daniel Moskos (L)	78
2008	D.J. Mitchell (R)	106
2009	Chris Dwyer (L)	95
2010	Casey Harman (L)	105
2011	Dominic Leone (R)	72
2012	Daniel Gossett (R)	87
2013	Daniel Gossett (R)	91
2014	Daniel Gossett (R)	107
2015	Matthew Crownover (L)	108
2016	Charlie Barnes (L)	84
2017	Charlie Barnes (L)	113
2018	Spencer Strider (R)	70
2019	Davis Sharpe (R)	84
2020* Sam Weatherly (L)	43	
2021	Mack Anglin (R)	75
2022	Mack Anglin (R)	78
2023	Caden Grice (L)	101
2024	Aidan Knaak (R)	108

* - led the ACC or tied for the ACC lead; ^ - led the nation or tied for the national lead; ° - season suspended March 12 and later canceled due to a coronavirus (COVID-19) pandemic; Note: **Bold** denotes Clemson single-season record.



RYAN AMMONS LED CLEMSON IN SAVES IN 2022 AND 2023.

CAREER LEADERS

BATTING

GAMES			
Rk	Player	Year(s)	G
1.	Khalil Greene	1999-02	272
2.	Bert Heffernan	1985-88	259
3.	Jeff Schaus	2008-11	258
4.	Andy D'Alessio	2004-07	253
5.	Kurt Bultmann	1996-99	249
6.	Jim Crowley	1988-91	247
7.	Wilson Boyd	2007-10	238
8.	Michael Johnson	2000-03	235
9.	Herman Demmink	2003-06	232
10.	Henri Stanley	1997-00	231

AT-BATS

Rk	Player	Year(s)	AB
1.	Khalil Greene	1999-02	1069
2.	Bert Heffernan	1985-88	993
3.	Jeff Schaus	2008-11	973
4.	Kurt Bultmann	1996-99	953
5.	Chuck Baldwin	1984-87	935
6.	Shane Monahan	1993-95	856
7.	Andy D'Alessio	2004-07	853
8.	Wilson Boyd	2007-10	837
9.	Jim McCollom	1982-85	830
10.	Jim Crowley	1988-91	826

HITS

Rk	Player	Year(s)	Hits
1.	Khalil Greene	1999-02	403
2.	Shane Monahan	1993-95	337
3.	Bert Heffernan	1985-88	335
4.	Chuck Baldwin	1984-87	311
	Jeff Schaus	2008-11	311
6.	Kurt Bultmann	1996-99	306
7.	Jim McCollom	1982-85	285
8.	Michael Johnson	2000-03	275
9.	Jim Crowley	1988-91	271
10.	Neil Simons	1977-80	270
	Gary Burnham	1994-97	270

DOUBLES

Rk	Player	Year(s)	2B
1.	Khalil Greene	1999-02	95
2.	Kurt Bultmann	1996-99	82
3.	Gary Burnham	1994-97	77
4.	Taylor Harbin	2004-07	67
5.	Bert Heffernan	1985-88	63
6.	Chuck Baldwin	1984-87	62
7.	Jeff Schaus	2008-11	61
8.	Shane Monahan	1993-95	60
9.	Reed Rohlman	2015-17	59
10.	Jim Crowley	1988-91	57
	Patrick Boyd	1998-01	57

TRIPLES

Rk	Player	Year(s)	3B
1.	Shane Monahan	1993-95	21
2.	Don Russell	1968-70	18
3.	Rusty Adkins	1965-67	17
	Bill Spiers	1985-87	17
5.	Jeff Miller	1990-93	15
	David Miller	1993-95	15
7.	Ray Mathews	1948-51	14
	Fred Knoebel	1950-52	14
	Johnny Severs	1969-71	14
	Neil Simons	1977-80	14
	Bert Heffernan	1985-88	14

HOME RUNS

Rk	Player	Year(s)	HR
1.	Jeff Baker	2000-02	59
	Andy D'Alessio	2004-07	59
3.	Michael Johnson	2000-03	58
4.	Seth Beer	2016-18	56
5.	Matthew LeCroy	1995-97	53
6.	Jim McCollom	1982-85	52
	Khalil Greene	1999-02	52
8.	Eric Macrina	1988-91	51
9.	Kyle Parker	2008-10	46
10.	Caden Grice	2021-23	45

RBIs

Rk	Player	Year(s)	RBI
1.	Khalil Greene	1999-02	276
2.	Jeff Baker	2000-02	226
3.	Jim McCollom	1982-85	218
4.	Andy D'Alessio	2004-07	217
5.	Kurt Bultmann	1996-99	214
6.	Michael Johnson	2000-03	213
7.	Jeff Schaus	2008-11	211
8.	Gary Burnham	1994-97	209
9.	Matthew LeCroy	1995-97	208
10.	Jim Crowley	1988-91	197

BATTING AVERAGE

Rk	Player	Year(s)	Hits-AB	Avg.
1.	Denny Walling	1975	59-140	.421
2.	Dude Buchanan	1939-41	74-184	.402
3.	Shane Monahan	1993-95	337-856	.394
4.	Billy Amick	2022,23	71-186	.382
5.	Billy McMillon	1991-93	201-527	.381
6.	Herb Jessen	1942,43	38-100	.380
7.	Rusty Adkins	1965-67	150-396	.379
8.	Khalil Greene	1999-02	403-1069	.377
9.	Ted Corbin	1992	74-199	.372
10.	Tim Teufel	1979,80	134-365	.367

Note: Minimum 100 at-bats.

SLUGGING PERCENTAGE

Rk	Player	Year(s)	AB	TB	Sig %
1.	Denny Walling	1975	140	113	.807
2.	Billy Amick	2022,23	186	131	.704
3.	Max Wagner	2021,22	287	202	.704
4.	Dave Lynn	1958,60,61	163	113	.693
5.	Tim Teufel	1979,80	365	244	.668
6.	Dude Buchanan	1939-41	184	121	.658
7.	Jimmy Obertop	2024	218	143	.656
8.	Seth Beer	2016-18	647	419	.647
9.	Michael Johnson	2000-03	800	509	.636
10.	Jim McCollom	1982-85	830	521	.628

Note: Minimum 100 at-bats.

TOTAL BASES

Rk	Player	Year(s)	TB
1.	Khalil Greene	1999-02	668
2.	Shane Monahan	1993-95	535
3.	Kurt Bultmann	1996-99	525
4.	Jim McCollom	1982-85	521
5.	Michael Johnson	2000-03	509
6.	Bert Heffernan	1985-88	507
7.	Andy D'Alessio	2004-07	498
8.	Jeff Baker	2000-02	484
9.	Jeff Schaus	2008-11	477
10.	Chuck Baldwin	1984-87	476

RUNS

Rk	Player	Year(s)	Runs
1.	Bert Heffernan	1985-88	285
2.	Khalil Greene	1999-02	265
3.	Shane Monahan	1993-95	235
4.	Kurt Bultmann	1996-99	233
5.	Gary Burnham	1994-97	215
6.	Jeff Schaus	2008-11	213
7.	Jim McCollom	1982-85	203
8.	Michael Johnson	2000-03	201
9.	Jim Crowley	1988-91	199
10.	Patrick Boyd	1998-01	196

STOLEN BASES

Rk	Player	Year(s)	SB
1.	Henry Threadgill	1986-89	85
	Mike Couture	1987-90	85
3.	Kevin Northrup	1989-92	83
4.	Brian Kowitz	1988-90	76
5.	Brooks Shumake	1982-84	71
6.	Ray Williams	1984-87	70
7.	Billy Weems	1977-80	68
8.	Randy Mazey	1985-88	65
9.	Shane Monahan	1993-95	61
10.	Bill Spiers	1985-87	60

WALKS

Rk	Player	Year(s)	BB
1.	Bert Heffernan	1985-88	207
2.	Neil Simons	1977-80	180
	Seth Beer	2016-18	180
4.	Michael Johnson	2000-03	169
5.	Gary Burnham	1994-97	157
6.	Jeff Schaus	2008-11	148
7.	Henri Stanley	1997-00	144
8.	Khalil Greene	1999-02	143
	Brad Miller	2009-11	143
10.	Chris Epps	2008-11	142

WALKS PER AT-BAT

Rk	Player	Year(s)	AB/BB	Ratio
1.	Seth Beer	2016-18	647/180	1/3.59
2.	Kurt Seibert	1974-76	408/106	1/3.85
3.	Don Russell	1968-70	415/107	1/3.88
4.	Will Taylor	2022-24	368/90	1/4.09
5.	Chris Epps	2008-11	596/142	1/4.20
6.	Brian Ellis	1997-00	583/138	1/4.22
7.	Chad Fairey	2019,20,22,23	237/55	1/4.31
8.	Johnny Severs	1969-71	373/86	1/4.34
9.	Dave Buffamoyer	1978,79	287/66	1/4.35
10.	Jimmy Obertop	2024	218/49	1/4.45

Note: Minimum 100 at-bats.

STRIKEOUTS PER AT-BAT

Rk	Player	Year(s)	AB/K	Ratio
1.	Rusty Adkins	1965-67	396/16	1/24.75
2.	Neil Simons	1977-80	805/43	1/18.72
3.	Billy Weems	1977-80	674/39	1/17.28
4.	Randy Bray	1968-70	457/27	1/16.93
5.	Casey Stone	1998-01	736/46	1/16.00
6.	Mike Eydenberg	1993,94	296/19	1/15.58
7.	Joe Taylor	1992,93	394/27	1/14.54
8.	Mike Mahoney	1973-75,81	323/23	1/14.04
9.	Steve Tucker	1973-76	502/37	1/13.57
10.	Taylor Harbin	2005-07	781/66	1/11.83

Note: Minimum 100 at-bats.



CAREER LEADERS

PITCHING

APPEARANCES			
Rk	Player	Year(s)	App.
1.	Matt Additon	1997-00	98
2.	Patrick Andrews	2012-14,16,17	89
3.	Thomas Boozer	1999-02	88
	Jeff Hahn	2002-05	88
5.	Scott Winchester	1993-95	87
6.	Jonathan Meyer	2010-13	86
7.	Ryan Hinson	2006-09	85
8.	Daniel Moskos	2005-07	81
	Matt Vaughn	2006-09	81
10.	Justin Sarratt	2007-11	80

STARTS			
Rk	Player	Year(s)	Starts
1.	Ryan Mottl	1997-00	68
2.	Brian Barnes	1986-89	65
3.	Rusty Gerhardt	1969-72	55
4.	Kris Benson	1994-96	47
5.	Jimmy Key	1980-82	46
	Matthew Crownover	2013-15	46
7.	Oliver Whitaker	1984-87	45
	Steve Reba	1999-02	45
9.	Billy Koch	1994-96	44
10.	Alan Botkin	1986-89	43

RELIEF APPEARANCES			
Rk	Player	Year(s)	RA
1.	Matt Additon	1997-00	93
2.	Patrick Andrews	2012-14,16,17	88
3.	Scott Winchester	1993-95	87
4.	Thomas Boozer	1999-02	79
5.	Matt Vaughn	2006-09	78
	Matt Campbell	2011-14	78
7.	Jeff Hahn	2002-05	77
8.	Paul Harrelson	2000-03	75
9.	Patrick Hogan	2001-04	71
	Daniel Moskos	2005-07	71
	Carson Spiers	2017-20	71

COMPLETE GAMES			
Rk	Player	Year(s)	CG
1.	Rusty Gerhardt	1969-72	26
2.	Brian Barnes	1986-89	21
3.	Billy O'Dell	1952-54	19
4.	Harold Stowe	1957-59	16
	Dave Van Volkenburg	1969-72	16
	Chuck Porter	1974-76	16
7.	Ron Musselman	1976,77	14
	Mike Brown	1978-80	14
	Jimmy Key	1980-82	14
10.	Tommy Chapman	1963-65	13
	Jeff Gilbert	1981-83	13

SHUTOUTS			
Rk	Player	Year(s)	SHO
1.	Ron Musselman	1976,77	6
2.	Billy O'Dell	1952-54	5
	Rusty Gerhardt	1969-72	5
	Lindsay Graham	1970-73	5
	Mike Brown	1978-80	5
6.	Chuck Porter	1974-76	4
	Mike Sullivan	1977-79	4
	Kris Benson	1994-96	4
9.	Dave Van Volkenburg	1969-72	3
	Tommy Qualters	1975-78	3
	Brian Snyder	1977-79	3
	Jeff Gilbert	1981-83	3
	John Pawlowski	1983-85	3
	Alan Botkin	1986-89	3
	Tim Parker	1987,88,90	3
	Daniel Gossett	2012-14	3

WINS			
Rk	Player	Year(s)	Wins
1.	Brian Barnes	1986-89	44
2.	Rusty Gerhardt	1969-72	34
3.	Ryan Mottl	1997-00	33
	Steve Reba	1999-02	33
5.	Kris Benson	1994-96	29
6.	Andy Taulbee	1992-94	27
7.	Jason Angel	1990-92	25
	Matthew Crownover	2013-15	25
9.	Harold Stowe	1957-59	24
	Chuck Porter	1974-76	24

WINNING PERCENTAGE

Rk	Player	Year(s)	W-L	Win %
1.	Mike Kimbrell	1988-91	17-1	94.4
2.	Scott Parrish	1981,83,84	21-3	87.5
3.	Mike Sullivan	1977-79	20-3	87.0
4.	Bill Parmar	1965-67	18-3	85.7
	Jarrod Schmidt	2000-02	18-3	85.7
6.	Chad Phillips	1990-93	17-3	85.0
	Ken Vining	1994-96	17-3	85.0
	Nick Clayton	2020-24	17-3	85.0
9.	Scott Miller	1991,92	19-4	82.6
10.	Brian Barnes	1986-89	44-10	81.5

Note: Minimum 15 decisions.

INNINGS PITCHED

Rk	Player	Year(s)	IP
1.	Brian Barnes	1986-89	475.1
2.	Ryan Mottl	1997-00	414.1
3.	Rusty Gerhardt	1969-72	384.1
4.	Kris Benson	1994-96	319.2
5.	Steve Reba	1999-02	319.1
6.	Jimmy Key	1980-82	318.2
7.	Jason Dawsey	1993-95	304.1
8.	Oliver Whitaker	1984-87	299.1
9.	Daniel Gossett	2012-14	282.2
10.	Josh Cribb	2003-06	282.1

ERA

Rk	Player	Year(s)	ERA
1.	Billy O'Dell	1952-54	1.51
2.	Scott Winchester	1993-95	1.70
3.	Steve Cline	1973,74	1.94
4.	Jay Bevis	1969-72	2.13
5.	Matthew Crownover	2013-15	2.30
6.	Harold Stowe	1957-59	2.32
7.	Rusty Gerhardt	1969-72	2.39
8.	Chuck Porter	1974-76	2.43
9.	Carson Spiers	2017-20	2.47
10.	Bill Parmar	1965-67	2.59

Note: Minimum 100 innings pitched.

STRIKEOUTS

Rk	Player	Year(s)	K
1.	Brian Barnes	1986-89	513
2.	Rusty Gerhardt	1969-72	382
3.	Ryan Mottl	1997-00	360
4.	Kris Benson	1994-96	356
5.	Billy Koch	1994-96	338
6.	Billy O'Dell	1952-54	300
7.	Daniel Gossett	2012-14	285
8.	Harold Stowe	1957-59	279
9.	Jason Dawsey	1993-95	276
10.	Steve Reba	1999-02	263

STRIKEOUTS PER NINE INNINGS PITCHED

Rk	Player	Year(s)	K/9 IP
1.	Billy O'Dell	1952-54	12.29
2.	Matt Campbell	2011-14	11.10
3.	Billy Koch	1994-96	11.00
4.	Geoffrey Gilbert	2020-22	10.76
5.	Mack Anglin	2020-22	10.57
6.	Ryley Gilliam	2016-18	10.35
7.	Ken Vining	1994-96	10.35
8.	Kris Benson	1994-96	10.02
9.	Kevin Brady	2009-12	9.87
10.	Davis Sharpe	2019-21	9.87

Note: Minimum 100 innings pitched.

STRIKEOUT-TO-WALK RATIO

Rk	Player	Year(s)	K/BB
1.	Alex Eubanks	2016,17	4.83
2.	Kris Benson	1994-96	4.51
3.	Mat Clark	2018-21	4.35
4.	Nick Hoffmann	2020-23	4.08
5.	Charlie Barnes	2015-17	4.07
6.	Casey Harman	2008-10	3.97
7.	Kevin Brady	2009-12	3.89
8.	Josh Cribb	2003-06	3.62
9.	Billy O'Dell	1952-54	3.61
10.	Jacob Hennessy	2017-19	3.42

Note: Minimum 100 innings pitched.

HITS PER NINE INNINGS PITCHED

Rk	Player	Year(s)	H/9 IP
1.	Billy O'Dell	1952-54	5.29
2.	Matt Campbell	2011-14	5.47
3.	Carson Spiers	2017-20	5.76
4.	Rusty Gerhardt	1969-72	5.95
5.	Scott Winchester	1993-95	6.04
6.	Jay Bevis	1969-72	6.22
7.	Steve Cline	1973,74	6.33
8.	Charlie Watson	1965-67	6.58
9.	Ryley Gilliam	2016-18	6.64
10.	Chuck Porter	1974-76	6.80

Note: Minimum 100 innings pitched.

WALKS PER NINE INNINGS PITCHED

Rk	Player	Year(s)	BB/9 IP
1.	Nick Hoffmann	2020-23	1.69
2.	Phillip Lowery	1986-88	1.71
3.	Alex Eubanks	2016,17	1.73
4.	Mat Clark	2018-21	1.91
5.	Justin Sarratt	2007-11	1.91
6.	Stephen Faris	2004-06	2.08
7.	Scott Berney	2000	2.12
8.	Jimmy Roller	1959-61	2.13
9.	Casey Harman	2008-10	2.15
10.	Jacob Hennessy	2017-19	2.20

Note: Minimum 100 innings pitched.

SAVES

Rk	Player	Year(s)	Saves
1.	Scott Winchester	1993-95	34
2.	Jay Bevis	1969-72	20
3.	Matt Campbell	2011-14	19
	Carson Spiers	2017-20	19
5.	Patrick Hogan	2001-04	18
6.	Nick Glaser	2000,01	16
	Daniel Moskos	2005-07	16
	Matt Vaughn	2006-09	16
9.	Ryley Gilliam	2016-18	15
10.	Dave Woessner	1977-79	14
	Paul Harrelson	2000-03	14

BATTERS FACED

Rk	Player	Year(s)	BF
1.	Brian Barnes	1986-89	2052
2.	Ryan Mottl	1997-00	1851
3.	Rusty Gerhardt	1969-72	1473
4.	Steve Reba	1999-02	1395
5.	Oliver Whitaker	1984-87	1371
6.	Jimmy Key	1980-82	1349
7.	Kris Benson	1994-96	1317
8.	Jason Dawsey	1993-95	1281
9.	Bill Steele	1985-87	1228
10.	Alan Botkin	1986-89	1201

INDIVIDUAL CAREER BATTING STATS (ACC ERA)

Player	Year(s)	Avg	G-S	AB	R	H	2B	3B	HR	RBI	SB
Abbott, Gus	1956-58	.278	NA-NA	54	10	15	4	0	2	10	0-NA
Abrams, Gavin	2022,23	.241	15-8	29	4	7	1	1	1	6	0-0
Adams, Mark	1970-73	.229	29-NA	35	3	8	0	2	1	5	0-NA
Adeimy, John	1973	.298	37-34	121	16	36	1	2	1	15	3-NA
Adkins, Rusty	1965-67	.379	97-97	396	109	150	22	17	11	66	38-NA
Allen, Robbie	1978-80	.267	143-NA	484	100	129	19	6	11	73	19-28
Amick, Billy	2022,23	.382	55-45	186	38	71	17	2	13	63	2-2
Anderson, Alan	1969	1.000	3-NA	2	2	2	1	0	0	2	0-NA
Anderson, Jack	1969	.258	23-NA	66	14	17	0	1	1	6	4-NA
Anderson, Jim	1990,91	.254	101-75	264	55	67	15	0	9	40	1-4
Andrade Jr., Jorge	2005	.208	19-4	24	4	5	1	0	1	5	0-0
Antonokas, George	1969	.250	2-NA	4	0	1	0	0	0	0	0-NA
Armstrong, Terry	1971-74	.249	77-NA	185	23	46	7	0	0	23	2-NA
Attanasi, Dominic	2011,12	.275	62-22	120	22	33	3	1	1	17	5-8
Ayers, Stan	1962-64	.293	62-NA	188	32	55	3	1	4	31	4-NA
Ayoub, Pete	1961-63	.318	70-69	261	51	83	17	3	2	53	1-NA
Bach, Woody	1968	.167	20-NA	30	5	5	0	0	0	1	1-NA
Bagwell, Kenny	1970,72	.278	65-NA	237	40	66	14	0	0	22	3-NA
Bagwell, Larry	1957-59	.265	NA-80	324	67	86	13	5	3	52	8-NA
Bailey, B.J.	2023	----	1-0	0	1	0	0	0	0	0	0-0
Baker, Jeff	2000-02	.334	196-194	773	191	258	41	4	59	226	26-37
Baker, Jimmy	1970,72,73	.167	23-NA	18	1	3	0	0	0	1	0-NA
Baldwin, Chuck	1984-87	.333	228-NA	935	177	311	62	8	29	184	16-23
Ballentine, Tim	1975	.500	4-NA	4	1	2	1	0	0	0	0-NA
Barbary, Eddie	1965-67	.278	95-91	334	55	93	11	3	4	38	5-NA
Barnes, Brian	1987	.000	20-NA	2	0	0	0	0	0	1	0-0
Barnett, Bill	1954-56	.287	NA-59	230	47	66	9	6	6	35	13-NA
Barrett, Joe	1984	.286	10-NA	14	2	4	0	0	0	2	0-0
Batson, Glenn	2015,16	.177	61-23	96	9	17	7	0	1	16	1-1
Baucum, Steve	1984-87	.331	206-NA	698	131	231	49	12	14	139	17-20
Baum, Jay	2012-14	.253	167-144	510	69	129	24	5	1	48	25-41
Beasley, David	1976	.000	10-NA	4	0	0	0	0	0	0	1-NA
Beasley, Rick	1971	.191	18-NA	47	3	9	0	0	0	3	1-NA
Beer, Seth	2016-18	.321	188-188	647	172	208	41	1	56	177	4-5
Belk, Greg	1972,74-76	.210	70-NA	205	37	43	7	1	5	24	9-NA
Bertram, Riley	2023	.282	63-63	227	38	64	12	0	1	44	18-21
Bevis, Jay	1969-72	.280	83-NA	25	10	7	0	0	1	0	0-NA
Biegert, Mark	1984-87	.312	174-NA	372	95	116	21	5	5	71	15-15
Bigwood, Dave	1973	.000	14-NA	4	0	0	0	0	0	0	0-NA
Bissetta, Tristan	2023,24	.286	56-39	154	29	44	8	1	7	35	3-5
Blackston, Charlie	1954,55	.214	24-NA	56	11	12	2	0	2	8	2-NA
Blackwell, Benjamin	2022,23	.314	121-121	459	88	144	20	3	5	64	31-38
Blakeney, Reid	1959,60	.208	22-NA	24	6	5	1	0	0	4	0-NA
Blanton, Bo	1982	.333	7-NA	9	2	3	0	0	0	4	0-0
Blauser, Cooper	2024	.103	12-8	29	4	3	1	0	1	3	0-0
Boettcher, Donny	1970	.143	6-NA	7	0	1	0	0	0	0	0-NA
Bohonak, Mike	1963,64	.312	36-31	125	23	39	7	1	2	17	4-NA
Bonekat, Bill	1967-69	.150	20-NA	20	1	3	0	0	0	3	0-NA
Bonnette, Robert	1976-79	.305	211-208	813	173	248	51	9	18	174	28-NA
Borgert, Derek	1996-99	.319	159-79	342	64	109	23	0	7	72	1-2
Boulware, Garrett	2012-14	.295	150-138	508	88	150	30	1	12	82	5-7
Bowen, Bryce	2018	.000	1-0	1	0	0	0	0	0	0	0-0
Boyd, Patrick	1998-01	.341	191-190	760	196	259	57	6	28	178	49-63
Boyd, Roger	1960	.158	18-NA	19	3	3	1	0	0	3	2-NA
Boyd, Wilson	2007-10	.306	238-215	837	163	256	48	7	21	166	14-26
Bradford, Jeff	1971-73	.161	26-NA	31	2	5	0	0	1	4	0-NA
Bradley, Jimmy	1967,68	.254	31-NA	59	9	15	1	0	0	7	1-NA
Bradley, Kevin	2013	.179	37-7	56	5	10	1	0	1	6	1-2
Bradshaw, Toby	1960	.304	22-22	79	8	24	7	1	0	15	1-NA
Bray, Randy	1968-70	.302	128-115	457	75	138	22	1	5	64	17-NA
Brewer, Dylan	2020-22	.212	111-102	377	75	80	20	0	15	61	16-18
Brier, Coe	1981,82	.252	80-64	218	25	55	14	1	7	36	6-6
Brittle, Thomas	2012,13	.282	119-117	444	87	125	14	9	4	62	34-42
Brizek, Seth	1993-95	.260	180-165	654	113	170	31	1	19	99	16-26
Brock, J.D.	2021,22	.212	38-14	52	11	11	2	0	0	2	0-1
Brooks, Jerry	1986-88	.349	177-159	647	150	226	44	5	30	158	8-11
Broome, Nathan	1996,97	.308	91-52	198	39	61	7	2	3	33	7-7
Brown, Carol	1955-57	.181	NA-NA	105	16	19	1	2	0	5	0-NA
Brown, Joe	1954	.250	13-NA	28	4	7	0	0	1	5	2-NA
Brown, Mike	1979,80	.000	36-NA	1	1	0	0	0	0	0	0-0
Browning, Skip	1998	----	13-11	0	0	0	0	0	0	0	0-0
Bryant, K.J.	2016,17	.241	65-33	112	27	27	3	1	2	10	4-4
Bryant, Russell	1970,71	.200	15-NA	15	1	3	1	0	0	0	0-NA
Bryant, Tim	1959,60	.257	36-NA	74	12	19	1	0	1	10	0-NA
Buffamoyer, Dave	1978,79	.317	85-NA	287	84	91	13	5	12	52	32-40
Bultmann, Kurt	1996-99	.321	249-241	953	233	306	82	4	43	214	13-20
Bunnell, David	2007	.234	29-14	47	7	11	3	0	0	6	0-0
Burg, Alex	2006,07	.202	72-26	129	17	26	6	0	1	17	2-2
Burgess, J.D.	2007,08	.225	93-61	209	34	47	7	1	1	21	2-3
Burnette, Bill	1961,62	.222	13-NA	9	4	2	0	0	1	2	0-NA
Burnette, Zack	1958-60	.240	NA-80	288	42	69	7	2	2	36	4-NA
Burnham, Gary	1994-97	.340	213-213	795	215	270	77	10	29	209	10-22
Byrd, Grayson	2017-19	.287	166-154	581	94	167	24	3	26	105	10-16
Caldwell, Dave	1975-77	.298	127-122	483	103	144	30	12	18	106	10-NA
Calitri, Mike	1998-00	.291	92-45	189	45	55	14	2	8	51	1-2
Campana, Jackson	2013,16	.154	13-2	13	1	2	1	0	0	2	0-0
Cannarella, Cam	2023,24	.363	117-117	496	130	180	32	6	18	107	24-31
Cantrell, Jim	1955	.000	5-NA	5	1	0	0	0	0	0	0-NA

Player	Year(s)	Avg	G-S	AB	R	H	2B	3B	HR	RBI	SB
Carraway, Doug	1965,66	.308	8-NA	13	2	4	1	0	0	0	0-NA
Carter, Chris	1992,93	.294	44-13	51	14	15	2	0	2	8	2-2
Casanova, Adrian	2005,06	.244	135-131	373	56	91	15	2	9	61	1-2
Casey, Greg	1963,64	.194	22-NA	36	3	7	1	0	0	3	0-NA
Castelli, Bill	1979,80	.282	70-NA	163	26	46	12	3	3	34	6-6
Caughman, Kevin	2010-12	.091	16-0	11	0	1	1	0	0	1	0-0
Chalk, Brad	2005-07	.356	177-167	599	139	213	26	6	0	49	32-40
Chapman, Tommy	1963-65	.275	44-NA	91	11	25	6	1	0	7	0-NA
Charpia, Bo	1999	----	1-0	0	0	0	0	0	0	0	0-0
Charpia, Rusty	1986,88,89	.288	172-NA	548	122	158	28	6	7	81	25-32
Chastain, Billy	1988	.171	29-NA	41	7	7	1	0	2	8	0-0
Ciufo, Andrew	2024	.280	27-27	93	19	26	2	1	2	16	5-7
Cleveland, Andrew	2012	.000	2-0	1	0	0	0	0	0	0	0-0
Cline, Steve	1973	.222	10-NA	18	3	4	0	1	0	3	0-NA
Cline, Ty	1959,60	.335	53-45	224	60	75	12	8	1	36	22-NA
Coder, Chad	2001,02	.280	96-65	275	61	77	20	2	6	36	21-24
Cohen, Earl	1966,67	.375	15-NA	8	1	3	1	0	0	2	0-NA
Coker, Butch	1957-59	.261	NA-70	261	29	68	4	5	2	44	1-NA
Coker, Roy	1954	.314	23-23	105	17	33	5	4	0	13	1-NA
Coleman, Jim	1955	.423	11-NA	26	7	11	1	0	1	4	2-NA
Colvin, Tyler	2004-06	.315	186-165	667	136	210	54	7	20	142	39-47
Compton, George	1955,56	.179	NA-NA	28	2	5	0	0	0	0	0-NA
Conn, Brodey	2024	.333	2-0	3	1	1	0	0	1	1	0-0
Cooper, Matt	2018-20	.231	20-5	26	1	6	1	0	0	4	1-2
Corbin, Ted	1992	.372	55-55	199	51	74	14	2	0	20	10-13
Corbett, Tyler	2022,23	.273	68-58	227	43	62	8	1	11	41	6-6
Cordileone, Lou	1959	.250	16-NA	48	10	12	1	0	2	10	3-NA
Cositore, Vince	1972	.000	1-NA	1	0	0	0	0	0	0	0-NA
Costigan, Joe	2011-14	.250	86-19	112	17	28	9	1	0	18	0-0
Couture, Mike	1987-90	.299	202-NA	616	159	184	36	7	32	151	85-107
Cowart, Lawton	1964-66	.287	75-NA	254	56	73	7	2	12	50	4-NA
Cox, Andrew	2014-17	.246	186-144	552	69	136	20	1	8	62	14-22
Cox, Jay	2011	.182	8-0	11	0	2	1	0	0	2	0-0
Crew											

INDIVIDUAL CAREER BATTING STATS (ACC ERA)

Player	Year(s)	Avg	G-S	AB	R	H	2B	3B	HR	RBI	SB
Davis, Billy	1983	.241	33-23	83	12	20	5	1	0	11	4-7
Dawsey, Jason	1993-95	.259	143-71	139	33	36	5	1	1	14	3-3
DeBerry, Fred	1957-59	.287	NA-70	254	53	73	11	2	1	44	7-NA
DeBerry, Joe	1989-91	.336	188-170	655	152	220	35	6	35	159	15-21
DeMaino, L.J.	2002	.291	49-30	127	32	37	3	5	0	15	12-14
Demarest, Alan	1968-70	.273	38-NA	44	6	12	4	1	0	6	0-NA
Demmink, Herman	2003-06	.311	232-207	821	168	255	46	7	13	116	30-44
DeMoura, Eric	1994-97	.295	185-132	550	110	162	20	1	4	82	16-21
Dempsey, Bob	1959	.261	18-NA	46	10	12	2	1	1	10	1-NA
Diehl, Keith	1986	.333	13-NA	21	3	7	1	0	0	1	0-0
Dillard, Jay	2024	.000	1-0	1	0	0	0	0	0	0	0-0
Dillon, Scott	1985,86	.306	124-123	447	85	137	24	3	8	78	25-31
Dinneen, John	1966,67	.150	20-NA	20	8	3	0	1	0	1	1-NA
Dixon, Eddie	1969,70	.284	60-NA	169	32	48	9	8	2	29	2-NA
Donathan, Drew	2018,20	.238	13-5	21	0	5	0	0	0	2	0-0
Douglass, Jesse	1999	.000	7-0	7	0	0	0	0	0	0	0-0
Drake, Johnny	1956	.217	NA-NA	23	4	5	1	2	8	0-NA	
DuBose, Scott	1979	.240	14-NA	25	4	6	1	0	1	4	2-2
Duffie, Will	1994-96	.283	177-131	491	92	139	28	4	10	92	3-5
Duggar, Steven	2013-15	.299	184-184	715	140	214	33	6	8	109	50-65
Dukes, Mike	1958	.000	NA-NA	1	0	0	0	0	0	0	0-NA
Dunlap, Gene	1966	.185	14-NA	27	6	5	1	0	1	8	1-NA
Dunster, Mike	2011-14	.244	73-7	86	13	21	3	1	1	11	1-1
Easterling, Jess	2003	.300	10-1	10	3	3	0	0	0	0	1-1
Eckerl, Tony	1973-75	.266	86-80	289	33	77	14	1	8	43	4-NA
Edgeworth, Teak	1958	.000	NA-NA	3	0	0	0	0	0	0	0-NA
Ellis, Brian	1997-00	.297	190-162	583	152	173	41	3	7	117	19-25
Ellisor, Dave	1961-63	.290	57-NA	221	50	64	7	5	2	28	19-NA
Embler, Jason	1994-97	.302	215-180	724	150	219	44	3	30	144	5-11
Epps, Chris	2008-11	.260	213-160	596	140	155	22	5	18	97	41-54
Es skew, Jerry	1968	.239	23-18	67	7	16	3	2	9	0-NA	
Eubanks, Alex	2016	----	1-1	0	0	0	0	0	0	0	0-0
Eubanks, Charlie	1959	1.000	2-NA	1	0	1	0	0	0	0	0-NA
Evans, Garrick	2002-04	.302	121-69	291	60	88	26	2	4	41	15-22
Everett, Brady	2003,04	.270	56-34	122	12	33	7	0	2	19	1-2
Eydenberg, Mike	1993,94	.291	100-77	296	45	86	25	4	2	55	5-8
Fahdney, Gary	1975,76	.273	47-NA	139	33	38	6	2	4	26	3-NA
Fairey, Burke	1985-88	.291	121-NA	244	56	71	20	5	4	38	8-13
Fairey, Chad	2019,20,22,23	.219	98-70	237	42	52	8	0	6	38	2-2
Faw, Brian	1989	----	20-NA	0	0	0	0	0	0	0	0-0
Felder, Brad	2012	.263	54-45	175	32	46	8	0	7	26	11-12
Ferguson, Jesse	2005	.154	44-5	52	6	8	1	0	0	5	1-1
Fish, Barry	1963	.200	19-NA	50	9	10	1	1	0	8	1-NA
Fisher, Jeff	1985	.000	15-NA	1	0	0	0	0	0	0	0-0
Fitzsimmons, Pat	1972-75	.261	116-NA	376	48	98	10	2	1	57	10-NA
Fletcher, Jake	2011	.000	4-0	3	0	0	0	0	0	0	0-0
Foley, Bill	1975-77	.302	118-NA	444	79	134	23	3	25	103	1-NA
Foster, Chuck	1990,91	.273	70-NA	143	37	39	7	0	2	14	4-5
Frank, Kyle	1999,01-03	.297	230-206	818	152	243	48	1	14	138	13-23
Frantz, Tim	1994,95	.154	29-0	26	4	4	0	0	0	2	0-0
Freeman, Mike	2008-10	.330	189-187	766	174	253	48	6	13	120	25-35
Freeman, Todd	1978	.217	20-NA	46	10	3	2	1	9	0-0	
French, Jonathan	2021,22	.230	75-64	239	39	55	7	0	13	43	0-0
Frick, Talmadge	1962	.500	7-NA	2	2	1	0	0	0	0	0-NA
Fulton, Jay	1981-84	.181	146-NA	287	62	52	8	1	9	43	25-29
Gaddis, C.J.	2004	.000	22-3	16	6	0	0	0	0	2	3-4
Gaines, Roger	1954,55	.268	39-NA	149	10	40	8	0	0	23	4-NA
Gallagher, Glenn	1980,81	.298	107-104	386	67	115	16	1	15	65	10-13
Gallo, Pierce	2020,21	.160	13-8	25	5	4	0	0	0	1	1-1
Galloway, Paul	1993-96	.301	194-152	572	120	172	45	6	16	100	17-22
Gambrell, Sam	1957	.111	NA-NA	9	2	1	0	0	0	0	0-NA
Gardner, Jack	1958	1.000	NA-NA	1	0	1	0	0	0	1	0-NA
Garris, Reed	2022	.231	7-4	13	5	3	0	0	1	3	0-0
Garrison, Dave	1956	.277	NA-19	65	13	18	0	0	2	5	1-NA
Gerhardt, Rusty	1969-72	.265	70-NA	147	14	39	4	2	3	23	2-NA
Gibson, Maleeke	2013,15,16	.207	69-29	135	28	28	3	0	0	16	9-12
Gibson, Nelson	1966-68	.318	45-NA	66	13	21	1	0	0	12	2-NA
Gilbert, Jeff	1981-83	.000	43-NA	1	0	0	0	0	0	0	0-0
Giles, Bob	1956	.429	NA-NA	7	1	3	0	0	0	0	0-NA
Graham, Lindsay	1970-73	.110	48-NA	73	6	8	1	0	0	3	0-NA
Green, Michael	2019	.307	28-27	101	26	31	8	0	3	14	4-5
Green, Steve	1985,86	.248	57-NA	153	30	38	7	0	5	17	4-6
Green, Zane	2001-04	.273	197-95	414	92	113	24	2	6	57	11-15
Greene, Jordan	2016-19	.252	190-156	564	102	142	28	0	10	70	21-26
Greene, Khalil	1999-02	.377	272-271	1069	265	403	95	7	52	276	55-67
Grice, Caden	2021-23	.288	168-167	639	145	184	35	2	45	161	12-15
Grove, Trent	1980	.222	16-NA	27	4	6	1	0	0	4	0-0
Guin, Greg	1979-91	.309	154-149	547	106	169	42	2	14	120	15-20
Hackenberg, Adam	2019-21	.250	71-58	216	26	54	12	0	6	42	2-2
Hackie, Trent	1991-93	.261	66-30	157	21	41	5	1	0	20	3-5
Hall, Ben	2005,06	.266	78-11	109	15	29	7	1	3	18	1-4
Hall, Nathan	2023,24	.240	51-20	96	12	23	4	0	1	15	7-8
Hall, Sam	2018-21	.242	126-116	443	106	170	22	1	14	50	43-52
Hamilton, Lin	1971-74	.294	131-124	435	75	128	19	6	10	72	7-NA
Hampton, Mike	1993,94	.341	121-106	417	113	142	34	6	14	92	42-52
Harbeson, Gene	1961-63	.254	64-NA	213	35	54	9	0	9	28	4-NA
Harbin, Taylor	2005-07	.320	194-193	781	160	250	67	7	30	172	31-39
Harris, Jason	1998,99	.347	128-128	475	132	165	37	2	19	125	31-38

Player	Year(s)	Avg	G-S	AB	R	H	2B	3B	HR	RBI	SB
Harrison, Robert	1955	.381	9-NA	21	2	8	1	0	0	1	0-NA
Harvey, Kris	2003-05	.335	151-129	487	107	163	28	0	35	122	5-10
Hawkins, Bryar	2019-22	.273	162-148	561	96	153	23	4	18	86	7-7
Hawkins, Heyward	1962	.000	1-NA	1	0	0	0	0	0	0	0-NA
Hawkins, Justin	2018,19	.218	54-39	133	20	29	6	0	6	27	2-2
Hawkins, Ty	1987	.333	15-NA	21	2	7	2	0	0	3	0-0
Haynes, Richard	1971-74	.275	142-133	502	88	138	23	4	13	75	6-NA
Heffernan, Bert	1985-88	.337	259-253	993	285	335	63	14	27	195	54-71
Helms, Garry	1965,67	.343	41-NA	143	22	49	6	3	2	26	2-NA
Henderson, Elijah	2019-21	.250	67-53	196	33	49	9	0	2	27	5-7
Hendley, Bailey	1958-60	.333	NA-62	279	71	93	15	4	5	42	9-NA
Hendricks, Pete	1970-72	.248	47-NA	165	20	41	2	2	0	16	3-NA
Henrie, Matt	2001	.000	18-10	1	0	0	0	0	0	0	0-0
Hester, Ricky	1982,83	.314	95-77	303	61	95	14	8	5	49	20-25
Hinderleider, Jacob	2024	.336	59-58	238	44	80	17	1	13	60	9-10
Hinson, John	2008,10,11	.329	166-142	583	132	192	11	5	27	127	53-65
Hoffman, Doug	1957-59	.247	NA-80	279	65	69	8	8	8	47	17-NA
Hogan, Doug	2005-08	.295	168-124	509	83	150	33	6	25	104	19-32
Hogan, Patrick	2001	.000	16-1	1	0	0	0	0	0	0	0-0
Holland, Eddie	1968-70	.242	103-NA	293	51	71	12	3	6	40	3-NA
Holloway, Tito	1998	.500	8-0	4	0	2	0	0	0	0	0-0
Holstad, Brian	1997-00	.264	197-136	478	113	126	16	3	3	64	31-40
Hoover, Alan	1976-78	.256	94-NA	293	49	75	24	1	6	41	3-NA
Horne, Todd	1982	.304	16-NA	23	5	7	0	0	0	6	0-0
Hourigan, Jeff	2002,03	.270	107-79	307	36	83	14	0	8	47	1-1
Howard, Mo	1971	.000	1-NA	1	0	0	0	0	0	0	0-NA
Hub, Ryan	2000,02,04	.230	128-59	230	44	53	8	2	6	35	5-9
Hubbard, Bob	1957	.157	NA-16	51	7	8	0	0	0	2	0-NA
Hudgins, Tom	1968-70	.083	34-NA	36	3	3	0	0	0	3	0-NA
Huggins, Elmer	1960	.038	15-NA	26	1	1	0	0	0	1	0-NA
Huggins, Mark	1982,84	.163	24-NA	43	5	7	2	0	0	6	3-3
Hughes, Jerald	1972	.143	18-NA	7	4	1	1	0	0	2	1-NA
Humphrey, Andre	1994	.164	32-20	67	13	11	2	1	0	2	1-3
Humphries, Leonard	1954-56	.185	NA-NA	54	6	10	0	1	5	0-NA	
Hyde, Justin	1998	.348	27-9	46							

INDIVIDUAL CAREER BATTING STATS (ACC ERA)

Player	Year(s)	Avg	G-S	AB	R	H	2B	3B	HR	RBI	SB
Lynn, Dave	1958,60,61	.350	NA-NA	163	42	57	7	2	15	54	2-NA
Lyon, Tommy	1962,63	.364	28-NA	55	4	20	1	1	0	4	0-NA
Macrina, Eric	1988-91	.308	201-NA	647	148	199	40	6	51	192	8-12
Mahoney, Collin	2002-04	.238	97-47	185	31	44	12	0	6	34	0-1
Mahoney, Mike	1973-75,81	.296	109-NA	365	79	108	24	5	4	48	18-NA
Majkowski, Bo	2018-21	.218	72-38	147	20	32	9	1	0	15	10-11
Mallon, Tom	1984	----	16-NA	0	1	0	0	0	0	0	0-0
Marisca, Charlie	1969	.100	4-NA	10	2	1	1	0	0	2	1-NA
Markley, Jim	1960	.000	1-NA	1	0	0	0	0	0	0	0-NA
Marsella, Ben	1963,64	.264	45-NA	140	30	37	5	3	6	32	4-NA
Marsh, Bill	1957	.111	NA-NA	18	3	2	0	0	0	1	0-NA
Marshall, Ty	2024	.000	6-1	5	0	0	0	0	0	0	0-0
Martin, Lynn	1983	----	24-NA	0	0	0	0	0	0	0	0-0
Masone, Tony	1977-79	.330	112-NA	415	83	137	29	7	22	114	19-NA
Mathes, Alden	2024	.308	59-59	224	64	69	12	1	10	33	5-7
Mazy, Randy	1985-88	.331	216-NA	650	170	215	40	6	20	121	65-76
McCall, Jack	1964-66	.317	84-84	322	83	102	20	3	17	70	14-NA
McCall, Mike	1967	.237	36-36	139	28	33	8	1	1	11	5-NA
McCann, Brad	2003,04	.363	123-123	504	108	183	41	1	25	132	8-14
McCladdie, Tryston	2024	.235	15-2	17	4	0	0	0	0	3	1-1
McCleon, Dexter	1993,94	.259	98-80	282	54	73	7	5	0	38	16-22
McCollom, Jim	1982-85	.343	226-221	830	203	285	56	12	52	218	20-26
McCray, Ontrell	1996,97	.227	90-50	181	34	41	7	0	2	21	10-11
McDaniel, Mark	1975,76	.208	44-NA	72	17	15	1	1	0	5	7-NA
McDaniel, Tommy	1969	.375	11-NA	16	4	6	1	0	1	2	0-NA
McDonald, Leon	1957,58	.300	NA-NA	20	2	6	3	0	0	3	0-NA
McGibbon, Jon	2011-14	.261	209-148	570	83	149	22	1	9	102	8-10
McMillon, Billy	1991-93	.381	154-143	527	173	201	55	8	19	105	29-45
Meekins, Larry	1975	.000	14-NA	1	0	0	0	0	0	0	0-NA
Melzer, Scott	1991-93	.246	46-2	65	17	16	1	1	0	9	3-3
Meredith, Doc	1975	.258	14-NA	31	4	8	3	0	0	5	0-NA
Meredith, Kier	2018-21	.291	86-84	309	53	90	14	5	5	36	15-25
Milchin, Mike	1987-89	.319	187-181	680	149	217	51	7	25	169	8-13
Miller, Brad	2009-11	.339	191-189	685	173	232	36	8	16	135	46-58
Miller, David	1993-95	.335	183-157	644	143	216	30	15	10	149	51-64
Miller, Jeff	1990-93	.275	218-NA	738	149	203	49	15	19	139	16-27
Miller, Seth	2001,02	.317	62-30	120	23	38	6	0	0	9	3-4
Mitchell, D.J.	2006-08	.241	100-52	220	40	53	8	0	2	24	17-23
Monahan, Shane	1993-95	.394	207-207	856	235	337	60	21	32	169	61-80
Monin, Andy	1991-94	.299	170-111	445	74	133	26	2	8	92	3-6
Montjot, Dave	1969	.500	3-NA	2	0	1	0	0	0	0	0-NA
Moore, Ronnie	1964,65	.212	42-36	132	31	28	3	0	5	21	0-NA
Mork, Hoby	1993,94	.226	59-43	133	28	30	6	0	1	14	0-3
Morris, Bobby	1954	.238	22-21	80	17	19	2	2	3	8	1-NA
Morris, Jeff	1990-93	.313	196-NA	524	120	164	19	7	2	72	15-24
Morris, Tim	2007	.059	13-2	17	2	1	0	0	0	0	0-0
Morris, Wyman	1954	.205	24-24	88	17	18	2	1	7	20	10-NA
Mounce, Richard	2009	.238	26-7	42	1	10	4	0	1	8	0-0
Munroe, Buddy	2007	.167	5-1	6	0	1	0	0	0	0	0-0
Murray, Ken	1971	1.000	2-NA	1	0	1	0	0	0	0	0-NA
Myers, Doby	1956	.277	NA-17	47	8	13	1	0	0	2	0-NA
Myers, Pete	1965-67	.240	54-NA	100	9	24	3	0	1	28	0-NA
Nawrocki, Nolan	2024	.264	36-34	125	28	33	5	0	4	24	11-11
Nester, John	2008-10	.274	139-94	350	51	96	20	10	6	62	4-6
Nilsson, Steve	1976-78	.270	142-137	507	131	137	17	7	6	63	46-NA
Nixon, Buddy	1962,64	.315	51-51	184	43	58	12	6	9	50	0-NA
Norris, Bobby	1958,59	.135	NA-NA	37	8	5	0	0	0	4	0-NA
Northrup, Kevin	1989-92	.338	219-NA	742	186	251	55	11	22	150	83-94
Nystrom, Peter	1998	.309	48-45	152	47	47	11	2	6	42	2-2
Oakley, Frank	1962,63	.150	15-NA	20	5	3	1	0	0	8	0-NA
Obertop, Jimmy	2024	.303	57-57	218	62	66	11	0	22	56	1-1
O'Dell, Billy	1954	.214	14-NA	28	3	6	2	1	0	3	1-NA
Odle, Dennis	1971	.000	5-NA	3	0	0	0	0	0	0	0-NA
Ogburn, Mac	1962	.105	10-NA	19	1	2	1	0	0	1	0-NA
Okey, Chris	2014-16	.301	186-186	700	138	211	41	4	31	172	10-15
Olenchuk, Ty	2023,24	.167	3-1	6	0	1	0	0	0	1	0-0
Olson, Dave	1961,62	.222	21-NA	27	3	6	0	0	2	0	0-NA
O'Quinn, Jim	1955,56	.289	NA-34	114	15	33	5	1	5	25	0-NA
Owens, Jimmy	1964	.333	8-NA	6	2	2	0	0	0	1	2-NA
Owens, Randy	1973	.000	11-NA	10	0	0	0	0	0	0	0-NA
Pack, Tommy	1964,66	.318	55-48	195	35	62	11	2	5	41	6-NA
Padgett, Matt	1996-98	.318	167-142	569	123	181	30	3	28	137	7-13
Parker, James	2019-21	.303	92-80	317	49	96	18	0	10	53	5-11
Parker, Kyle	2008-10	.302	187-182	689	177	208	34	1	46	166	12-15
Parker, Tim	1988	----	15-NA	0	1	0	0	0	0	0	0-0
Parks, Devin	2024	.000	10-1	5	4	0	0	0	0	0	0-0
Parmer, Bill	1965-67	.286	45-NA	91	16	26	7	1	1	14	0-NA
Parsons, Jeff	1997	----	22-4	0	0	0	0	0	0	0	0-0
Pasqualini, Charlie	1959-61	.273	21-NA	11	3	3	0	0	1	3	0-NA
Patrick, Mike	1978	.250	13-NA	8	1	2	0	0	0	1	0-0
Patterson, Choppy	1960	.255	14-13	47	2	12	2	1	0	0	1-NA
Patterson, Gary	1960	.250	1-NA	4	1	1	0	0	0	0	0-NA
Pauling, Bob	1981,83,84	.339	147-137	561	94	190	27	3	18	139	4-6
Paulsen, Ben	2007-09	.318	182-170	663	129	211	45	5	31	130	4-5
Pavilack, Harry	1960,61	.270	27-NA	89	26	24	3	2	1	15	4-NA
Pawlowski, John	1983	----	16-NA	0	0	0	0	0	0	0	0-0
Peltz, Pete	1977,78	.333	103-100	339	82	113	24	5	11	78	32-NA
Penale, Joe	1970	----	1-NA	0	0	0	0	0	0	0	0-NA

Player	Year(s)	Avg	G-S	AB	R	H	2B	3B	HR	RBI	SB
Phillips, Chad	1990-93	.311	168-82	302	51	94	19	3	4	48	10-12
Pierce, Gene	2001,03,05	.333	59-1	24	5	8	1	0	2	5	0-0
Pinder, Chase	2015-17	.289	171-170	648	144	187	32	3	21	104	22-30
Poe, Sam	1959,60	.346	32-NA	52	6	18	3	0	2	11	0-NA
Pohl, Phil	2009-12	.286	198-157	616	94	176	44	1	15	113	7-13
Polk, Riley	1983,84	.275	29-NA	40	7	11	1	0	0	7	1-2
Powers, Scott	1981,83,84	.269	153-145	528	105	142	16	9	17	80	13-19
Pritchard, Daniel	2003-05	.138	53-0	29	9	4	0	0	0	3	1-2
Prophet, Bill	1970-73	.253	114-NA	376	55	95	11	7	3	39	6-NA
Proto, Mike	2001	----	4-0	0	0	0	0	0	0	0	0-0
Pulaski, Mike	1973,74	.279	76-71	287	45	80	16	4	2	34	3-NA
Pumphrey, Ed	1963,64	.200	11-NA	15	2	3	0	0	0	2	0-NA
Purify, Jarren	2024	.248	54-47	165	32	41	7	1	3	28	11-13
Pyzik, Steve	2000-03	.249	168-112	389	60	97	20	1	1	57	3-6
Quintrell, Randy	1977	.000	13-NA	1	0	0	0	0	0	0	0-NA
Reader, D.J.	2013	.000	7-0	3	1	0	0	0	0	0	0-0
Reames, Joe Don	1999	.200	17-3	15	2	3	0	0	0	0	0-1
Redding, Grant	2000	.200	15-0	5	1	1	1	0	0	0	0-0
Reed, Matt	2013	.500	6-2	4	0	2	1	0	0	2	0-0
Reese, Gerald	1960	.273	20-NA	44	11	12	2	1	2	7	1-NA
Reid, Regan	2020,21	.280	12-5	25	1	7	1	0	0	4	0-1
Renwick, Adam	2015-18	.139	76-27	101	21	14	2	0	0	8	2-4
Rescorla, Skip	1968	.286	6-NA	14	2	4	0	0	0	2	0-NA
Rhodes, Rusty	1995,96	.310	77-39	155	28	48	4	1	0	25	5-6
Rich, Spencer	2022	.167	12-2	12	2	2	1	0	0	0	1-1
Ricketts, Art	1961	.246	22-14	65	20	16	1	0	0	6	2-NA
Riddell, Jimmy	1971	.000	1-NA	1	0	0	0	0	0	0	0-NA
Rigsby, Tim	1988-90	.301	125-NA	405	87	122	22	10	12	90	32-40
Riley, Ryan	2000,01	.294	117-110	408	95	120	17	9	7	68	22-31
Roach, Doug	1971	.214	5-NA	14	0	3	2	0	0	1	0-NA
Roberson, Craig	1980-83	.305	193-NA	637	122	194	43	0	24	142	16-23
Robinson, Jerome	1995,96	.288	124-116	420	68	121	17	6	8	70	4-13
Rohlman, Reed	2015-17	.329	187-179	711	127	234	59	1	11	135	5-13
Roller, Jimmy	1959-61	.322	39-NA	59	10	19	0	1	1	10	0-NA
Roper, Doug	1996-99	.246	124-84								

INDIVIDUAL CAREER BATTING STATS (ACC ERA)

Player	Year(s)	Avg	G-S	AB	R	H	2B	3B	HR	RBI	SB
Sprouse, Dave	1959-61	.238	26-NA	21	3	5	1	0	0	2	0-NA
Squires, Bob	1984	.145	24-NA	62	7	9	1	0	1	12	0-0
Stanley, Henri	1997-00	.293	231-170	666	191	195	39	8	17	122	57-64
Stanley, John	1969	.214	8-NA	14	4	3	0	1	0	4	0-NA
Starbuck, Mac	2020-23	.196	39-12	51	11	10	3	1	0	3	2-2
Steele, Bill	1987	.346	53-NA	104	22	36	8	0	4	30	4-5
Stefan, Todd	1988-91	.288	211-NA	624	140	180	33	9	5	95	45-54
Stidham, Ryan	1991	.222	13-1	18	7	4	0	0	1	1	0-0
Stolz, Jason	2009-12	.278	218-190	654	105	182	31	0	10	88	24-34
Stombaugh, Skip	1971,73	.000	7-NA	8	2	0	0	0	0	1	0-NA
Stone, Casey	1998-01	.337	225-170	736	168	248	35	6	3	131	59-71
Storror, Travis	2004-06	.329	171-170	624	124	205	38	5	22	121	7-10
Stowe, Harold	1957-59	.212	NA-NA	99	8	21	4	1	0	4	0-NA
Strickland, David	1981	.219	11-NA	32	5	7	0	1	0	3	1-1
Stryhas, Paul	1998	.355	22-7	31	6	11	5	0	0	11	0-0
Suggs, Dick	1959	.205	29-23	78	17	16	3	2	1	7	5-NA
Surber, Jon	2011	.250	4-0	4	1	1	0	0	0	0	0-0
Sutton, George	1964-66	.279	84-81	305	64	85	8	5	20	73	1-NA
Swanner, Jamie	1983	.289	45-38	135	15	39	6	0	0	21	0-3
Swetenburg, Dick	1954-56	.222	NA-56	167	39	37	3	3	4	22	5-NA
Taulbee, Andy	1993	.000	31-9	3	0	0	0	0	0	0	0-0
Taylor, Joe	1992,93	.294	117-112	394	79	116	16	4	2	55	22-26
Taylor, Joey	1961,62	.359	38-33	117	35	42	10	2	5	28	1-NA
Taylor, Will	2022-24	.313	107-105	368	109	115	18	3	13	69	18-19
Templeton, Jim	1955	.000	4-NA	3	0	0	0	0	0	0	0-NA
Teodosio, Bryce	2018-21	.211	152-134	436	71	92	17	3	21	64	18-27
Terrill, Brett	1974,75	.239	59-NA	201	45	48	12	1	4	39	8-NA
Teufel, Tim	1979,80	.367	101-98	365	102	134	30	4	24	116	26-29
Theiling, Ron	1976	.000	8-NA	13	0	0	0	0	0	0	0-NA
Thompson, Tommy	1985,86	.296	107-95	389	59	115	22	5	5	78	8-16
Threadgill, Henry	1986-89	.314	217-NA	722	153	227	38	12	8	136	85-102
Toth, Bill	1955,56	.167	NA-NA	12	0	2	0	0	0	0	0-NA
Trado, Bill	1956	.111	NA-NA	9	1	1	0	0	0	0	0-NA
Triller, Mike	2013-16	.258	87-20	124	21	32	8	0	5	22	4-5
Triplett, Russell	2001-04	.312	222-178	698	132	218	43	1	11	98	17-29
Tripp, David	1988,89	.217	60-NA	46	9	10	2	1	0	4	4-5
Troyer, Camden	2022	.184	18-8	38	7	7	1	1	2	11	1-1
Tucker, Steve	1973-76	.317	131-NA	502	102	159	38	9	12	102	19-NA
Urban, Alex	2021	.208	20-12	53	8	11	0	0	3	9	1-1
Urrico, Anthony	2001	----	9-0	0	0	0	0	0	0	0	0-0
Valiente, Roberto	2002,03	.271	82-50	221	35	60	11	2	1	28	2-5
Van Dyke, Steve	1980-83	.213	135-NA	263	40	56	9	0	1	30	5-6
Van Volkenburg, Dave	1969-72	.224	101-NA	259	39	58	4	10	6	48	8-NA
Veronee, Jack	1961	.345	18-13	58	9	20	3	0	1	19	0-NA
Vessell, Jeff	1997-99	.150	31-0	20	2	3	1	0	0	2	0-0

Player	Year(s)	Avg	G-S	AB	R	H	2B	3B	HR	RBI	SB
Vincent, Damon	1961-63	.258	45-NA	93	16	24	3	1	6	17	1-NA
Wagner, Max	2021,22	.324	93-76	287	82	93	20	1	29	85	4-5
Waldrop, Kenny	1966	.250	7-NA	4	3	1	0	0	0	0	1-NA
Walling, Denny	1975	.421	38-38	140	46	59	9	3	13	60	11-NA
Ward, Adam	2007-09	.286	23-1	14	2	4	0	0	0	1	0-0
Ward, Mike	1969,70	.248	54-NA	133	26	33	4	0	2	21	5-NA
Ward, Ryan	1995,96	.000	29-0	15	2	0	0	0	0	2	0-0
Waters, Keith	1966-68	.270	101-97	382	67	103	8	6	4	49	21-NA
Watson, Charlie	1965-67	.293	56-NA	99	15	29	5	4	0	21	0-NA
Watson, Reed	1966,68	.125	18-NA	40	8	5	1	0	0	4	0-NA
Weatherly, Sam	2018	.100	7-2	10	1	1	0	0	0	1	1-1
Weeks, Calvin	1969-72	.277	158-NA	571	88	158	25	7	11	84	8-NA
Weems, Billy	1977-80	.315	194-179	674	157	212	31	13	13	110	68-NA
Weisman, John	1968	.000	2-NA	2	1	0	0	0	0	1	0-NA
West, Mike	1972	.273	7-NA	11	3	3	1	0	0	0	0-NA
Wharton, Drew	2015-18	.245	137-84	331	38	81	15	1	7	61	9-12
Whitaker, Oliver	1987	.000	21-NA	1	0	0	0	0	0	0	0-0
White, Craig	1969-71,73	.329	156-143	559	109	184	36	12	27	127	8-NA
White, Eli	2014-16	.275	153-133	517	104	142	22	4	8	61	36-48
Whitfield, Larry	1967	.250	6-NA	4	0	1	0	0	0	0	0-NA
Whitfield, Mike	1968,69	.000	16-NA	10	1	0	0	0	0	0	0-NA
Widmann, Stan	2005-09	.284	194-191	701	110	199	30	5	8	90	39-42
Wilkerson, Steve	2011-14	.291	216-185	742	131	216	47	6	11	115	29-38
Wilkie, Kyle	2017-19	.307	144-134	485	81	149	25	1	11	86	7-10
Williams, Chris	2016-18	.264	169-157	599	117	158	31	1	40	161	7-8
Williams, David	2005	.184	33-9	49	8	9	4	0	0	2	2-2
Williams, Keith	1991-93	.332	160-131	557	113	185	40	5	35	166	12-22
Williams, Ray	1984-87	.286	200-178	590	141	169	28	13	34	133	70-78
Williams, Russ	1969	.400	15-NA	15	4	6	1	0	0	5	1-NA
Williams, Steve	1984-87	.309	177-NA	482	107	149	22	9	11	94	28-39
Wilson, Larry	1956-58	.226	NA-52	195	18	44	7	2	1	28	0-NA
Wilson, Mitch	1981-84	.254	115-NA	224	45	57	8	1	4	37	7-10
Wilson, Rick	1971,72	.154	18-NA	39	3	6	3	0	0	2	0-NA
Wilson, Weston	2014-16	.260	175-164	700	95	156	26	4	14	94	18-28
Wingo, Billy	1974-77	.296	152-NA	510	114	151	18	7	5	90	41-NA
Wisniewski, Gene	1977,78	.272	53-NA	125	18	34	3	0	0	22	4-NA
Wood, Matt	1997	.000	1-0	1	0	0	0	0	0	0	0-0
Wrenn, David	1963,65	.308	17-NA	13	2	4	0	0	0	3	0-NA
Wright, Blake	2021-24	.303	176-169	690	137	209	31	2	42	165	9-15
Yeargin, Ray	1956	.000	NA-NA	1	4	0	0	0	0	0	0-NA
Young, Rick	1969,70	.280	56-NA	168	32	47	10	1	5	28	2-NA
Youngman, Steve	1978,79	.225	62-NA	169	31	38	6	1	4	17	6-8
Zupa, Ron	1966-68	.242	96-NA	306	43	74	17	4	5	40	3-NA

NA - not available; Note: Stats from 1954-24; year(s) denote(s) season(s) player played at a position, not necessarily every season he played in a game at Clemson; **bold** denotes returning player.

INDIVIDUAL CAREER PITCHING STATS (ACC ERA)


Player	Year(s)	ERA	W-L	G-S	SV	IP	H	R	ER	BB	SO
Abbott, Gus	1958	9.00	0-0	1-0	NA	1.0	2	2	1	2	0
Adams, Brian	1997-99	5.57	11-9	57-20	1	176.0	201	126	109	84	128
Adams, Darren	1998	3.52	0-0	7-0	0	7.2	7	3	3	1	9
Adams, Mark	1971-73	5.16	3-5	19-11	NA	66.1	60	50	38	57	55
Additon, Matt	1997-00	5.16	19-8	98-5	8	198.2	215	138	114	95	186
Allen, Chris	2006	0.00	0-0	1-0	0	1.0	0	0	0	0	0
Allen, Joe	2023,24	4.99	4-0	29-4	1	52.1	49	29	29	28	58
Ammons, Ryan	2020-23	4.35	3-2	47-2	13	51.2	41	26	25	28	75
Anderson, Alan	1969	6.00	1-0	3-1	NA	6.0	5	4	4	6	2
Anderson, Chris	1981	9.64	0-1	4-1	0	4.2	8	7	5	5	0
Andrews, Patrick	2012,14,16,17	3.86	4-4	89-1	3	116.2	115	61	50	39	99
Angel, Jason	1990-92	3.00	25-6	48-34	0	228.0	195	97	76	90	156
Anglin, Mack	2020-22	4.64	8-13	32-26	0	139.2	123	86	72	96	164
Armour, Alan	1979,81	4.05	3-4	15-0	0	26.2	28	15	12	16	12
Askew, Keyshawn	2019-21	5.02	3-3	33-21	0	114.2	126	76	64	37	117
Bailey, B.J.	2023	4.02	2-2	17-0	0	15.2	18	11	7	6	20
Bailey, Kyle	2012	0.00	0-0	2-0	0	1.0	2	0	0	1	1
Baker, Jimmy	1970,72-74	5.07	2-5	29-2	NA	60.1	63	49	34	39	36
Baldwin, Chuck	1986,87	2.61	4-3	22-0	6	38.0	34	14	11	11	26
Barlow, Billy	2022-24	4.69	8-6	35-26	0	109.1	111	72	57	42	102
Barnes, Brian	1986-89	2.97	44-10	78-65	3	475.1	379	220	157	250	513
Barnes, Charlie	2015-17	3.85	12-11	44-34	0	220.0	221	121	94	54	220
Bates, Clay	2012-15	5.43	1-1	52-0	1	53.0	60	37	32	29	35
Beasley, Jeremy	2017	5.79	1-2	23-0	1	23.1	18	16	15	13	26
Bendinelli, Chad	2000,02	6.75	0-0	13-0	0	13.1	13	10	10	9	4
Bennett, James	1996	9.00	0-0	1-0	0	1.0	0	1	1	1	0
Benson, Kris	1994-96	2.90	29-8	50-47	1	319.2	268	139	103	79	356
Berken, Jason	2003,04,06	3.04	18-6	47-36	0	186.2	171	88	63	77	156
Berney, Scott	2000	3.39	9-4	17-17	0	106.1	96	42	40	25	59
Bevis, Jay	1969-72	2.13	13-9	69-2	20	147.2	102	44	35	57	

INDIVIDUAL CAREER PITCHING STATS (ACC ERA)

Player	Year(s)	ERA	W-L	G-S	SV	IP	H	R	ER	BB	SO
Cohen, Earl	1966,67	2.49	2-1	13-1	NA	25.1	13	13	7	13	13
Coker, Andrew	2019	3.00	0-0	3-0	0	3.0	4	1	1	1	0
Collins, Pat	1997	6.89	4-1	12-11	0	49.2	66	45	38	36	49
Compton, George	1954-56	NA	NA-NA	12-NA	NA	NA	NA	NA	NA	NA	NA
Cone, Mickey	1954	NA	NA-NA	3-0	NA	NA	NA	NA	NA	NA	NA
Cook, Brandt	1999,00	8.50	1-1	9-0	0	18.0	23	21	17	15	10
Cositore, Vince	1972	6.75	0-0	1-0	NA	4.0	7	4	3	0	1
Cram, Josh	2001	4.20	4-2	28-0	6	40.2	48	25	19	11	38
Crawford, Brooks	2016-19	3.94	16-7	73-28	2	192.0	194	101	84	58	137
Cribb, Josh	2003-06	3.47	22-7	68-32	2	282.1	274	128	109	71	257
Crosland, Ben	1954,55	NA	3-5	11-8	NA	61.2	NA	NA	NA	NA	36
Crownover, Matthew	2013-15	2.30	25-12	48-46	0	278.1	230	92	71	74	243
Cruz, Tomas	2009,10	4.27	5-6	48-0	7	86.1	80	43	41	34	66
Currier, Steve	1985	7.11	2-3	18-0	1	25.1	29	22	20	11	17
Curtis, John	1968	1.80	4-3	7-5	NA	40.0	22	13	8	19	42
Darden, Ethan	2023,24	5.31	8-7	38-23	0	122.0	141	87	72	38	87
Dawsey, Jason	1993-95	3.55	22-8	62-42	1	304.1	294	146	120	87	276
Deese, Kyle	2009	2.70	0-0	7-0	0	6.2	3	3	2	9	7
Delk, Trey	2008,09	3.70	6-2	25-16	0	92.1	99	44	38	37	75
Demarest, Alan	1968-70	4.07	7-4	36-10	NA	117.1	107	71	53	58	72
Dilly, Jay	2022,23	6.38	3-3	39-4	1	55.0	57	44	39	29	59
Drake, Johnny	1956	2.56	4-2	9-6	NA	45.2	29	13	13	34	49
Duke, Bill	1980-82	3.99	12-6	39-27	1	173.2	194	110	77	74	76
Dvorsky, Nathan	2023,24	5.40	1-0	6-0	0	6.2	4	5	4	5	7
Dwyer, Chris	2009	4.92	5-6	17-17	0	86.0	76	52	47	33	95
Edgeworth, Teak	1958	12.41	0-1	5-1	NA	12.1	20	19	17	11	6
Edmondson, Alex	2021,22	6.17	2-0	16-0	0	11.2	11	8	8	12	20
Edwards, Dick	1964	-----	0-1	1-1	NA	0.0	3	5	5	3	0
Eggleston, Jamie	1992-95	3.13	6-2	58-0	2	95.0	103	54	33	35	56
Ellis, Frank	2001	4.50	0-0	3-0	0	2.0	3	2	1	2	2
Elrod, Frank	1957	0.00	0-0	4-0	NA	4.0	5	1	0	0	3
Erwin, Zack	2013-15	3.50	16-9	65-29	4	239.1	220	117	93	64	186
Estridge, Evan	2020,21	8.10	1-1	11-0	0	16.2	21	16	15	11	9
Eubanks, Alex	2016,17	4.09	13-11	41-27	3	187.0	197	100	85	36	174
Eubanks, Charlie	1959	6.00	0-0	2-0	NA	3.0	1	2	2	5	2
Farina, Alan	2007	3.77	6-3	25-2	1	57.1	41	26	24	27	72
Faris, Stephen	2004-06	3.24	16-10	55-33	1	242.0	223	107	87	56	189
Faw, Brian	1989,90	3.92	7-5	39-16	5	131.0	141	76	57	45	103
Fidrych, Chris	2005,07	4.19	0-0	20-0	0	19.1	16	9	9	8	16
Fiorenza, Drew	2005,06	5.65	2-1	30-1	2	36.2	44	24	23	20	38
Firth, Scott	2010-13	2.94	17-7	75-17	7	195.2	192	90	64	90	148
Fisher, Jeff	1982,84,85	5.35	1-6	22-2	2	35.1	54	24	21	30	16
Fitzgerald, Chance	2024	6.75	0-1	6-0	0	5.1	5	4	4	4	7
Frank, Kyle	1999	20.25	0-0	1-0	0	1.1	4	3	3	0	1
Frazier, Jeff	1986	9.00	0-0	1-0	0	1.0	2	1	1	1	1
Frazier, Ron	1988-90	4.01	16-7	63-30	6	215.2	205	126	96	99	177
Frederick, Alex	2009-11	3.62	8-5	66-3	7	107.0	102	49	43	45	91
Frick, Talmadge	1962	6.00	0-0	6-0	NA	9.0	15	6	6	4	4
Gallagher, Glenn	1981	1.96	2-0	8-0	1	18.1	15	6	4	8	12
Gambrell, Sam	1957	5.63	0-2	5-3	NA	24.0	29	16	15	10	13
Gardner, Jack	1958	2.70	0-0	3-0	NA	3.1	2	2	1	4	2
Garris, Reed	2023,24	3.67	6-1	47-0	0	54.0	39	25	22	19	64
Gerhardt, Rusty	1969-72	2.39	34-14	59-55	NA	384.1	254	132	102	163	382
Gibson, Nelson	1966-68	2.64	12-1	31-12	NA	112.2	92	51	33	39	80
Gilbert, Geoffrey	2020-22	3.35	9-8	55-5	3	102.0	93	45	38	39	122
Gilbert, Jeff	1981-83	3.10	21-5	42-36	1	246.2	198	99	85	96	134
Gilliam, Ryley	2016-18	3.19	9-6	69-6	15	104.1	77	43	37	54	120
Glaser, Nick	2000,01	3.20	4-5	51-3	16	81.2	83	36	29	39	84
Gobin, Bo	2018,19	13.50	0-0	9-0	0	4.2	12	7	7	4	4
Gordon, Austin	2022-24	4.64	5-6	55-21	13	151.1	135	86	78	49	160
Goren, Mike	2016	22.50	0-0	3-0	0	4.0	7	10	10	6	5
Gossett, Daniel	2012-14	2.80	23-9	50-41	2	282.2	218	102	88	107	285
Graham, Lindsay	1970-73	2.68	21-10	48-32	NA	235.0	193	82	70	75	151
Gray, Doug	1979	0.00	0-0	1-0	0	2.0	0	0	0	2	1
Grice, Caden	2021-23	3.73	10-2	26-7	0	94.0	68	46	39	46	122
Griffith, Owen	2017-19	4.55	3-4	48-0	1	59.1	52	35	30	38	73
Gross, Jason	1988	27.00	0-0	2-0	0	1.0	0	3	3	4	0
Guin, Greg	1980,81	1.04	2-0	7-0	0	17.1	13	3	2	5	12
Gullickson, Craig	2008,09	4.19	5-2	28-6	0	53.2	61	32	25	23	43
Hackett, Roger	1982	3.45	1-0	14-3	2	31.1	37	16	12	12	14
Hahn, Jeff	2002-05	3.72	15-8	88-11	7	205.2	208	100	85	80	158
Harbeson, Gene	1961,62	3.51	3-4	13-8	NA	56.1	55	37	22	35	33
Harman, Casey	2008-10	3.86	16-12	68-34	1	251.2	257	119	108	60	238
Harrelson, Paul	2000-03	3.70	10-4	78-3	14	109.1	121	56	45	34	83
Harrison, Donovan	1998	4.97	4-3	16-1	2	50.2	46	32	28	17	44
Hartnett, Jim	1981	7.36	0-1	9-0	1	18.1	21	18	15	16	1
Harvey, Kris	2003-05	5.82	15-5	40-33	1	159.1	179	112	103	82	126
Haselden, David	2009-12	3.39	15-7	72-12	6	183.0	194	87	69	48	127
Hauser, Scott	1995-97	5.40	11-6	50-17	0	143.1	155	99	86	55	76
Hawkins, Heyward	1962	12.00	0-0	1-0	NA	3.0	5	4	4	2	1
Heck, Chris	1999	2.23	6-1	18-0	5	32.1	29	10	8	15	26
Hendley, Bailey	1958-60	4.11	11-3	30-19	NA	133.2	116	78	61	86	105
Hennessy, Jacob	2017-19	3.94	10-5	61-20	3	155.1	157	78	68	38	130
Henrie, Matt	1999,01,02	3.28	19-8	44-28	3	183.2	177	89	67	55	136
Hess, David	1982	4.55	0-1	13-1	2	27.2	34	20	14	18	11
Hester, Ricky	1983	2.42	0-2	14-0	1	22.1	13	8	6	19	13
Higginbotham, Jake	2016,18	3.80	9-1	24-23	0	113.2	109	60	48	53	91
Hinson, Ryan	2006-09	3.69	15-8	85-27	2	219.1	213	120	90	97	200

Player	Year(s)	ERA	W-L	G-S	SV	IP	H	R	ER	BB	SO
Hoffmann, Nick	2020-23	5.14	12-9	59-13	5	138.1	166	82	79	26	106
Hogan, Patrick	2001-04	4.22	8-8	79-8	18	190.0	190	105	89	64	176
Holtz, Mike	1991-94	3.31	19-5	72-23	7	214.2	179	100	79	107	220
Hoover, Donnie	1982,83	4.31	7-8	38-11	4	117.0	121	74	56	46	48
Hourigan, Jeff	2002,03	5.04	1-2	23-3	3	44.2	47	27	25	16	45
Howard, Chris	2005,06	2.45	1-0	7-0	0	7.1	6	2	2	1	2
Hudgins, Tom	1968-70	3.97	10-9	34-18	NA	122.1	123	79	54	72	84
Huggins, Mike	1986,87,89	5.37	4-3	41-0	4	65.1	73	43	39	26	41
Huggins, Ryne	2018,19	6.23	0-0	17-0	0	8.2	13	6	6	2	7
Hughes, Rob	2021,23,24	4.50	2-2	42-1	5	52.0	46	30	26	23	56
Humphries, Leonard	1954-56	NA	7-10	25-20	NA	140.2	NA	NA	NA	NA	91
Jackson, Steven	2001-04	4.62	19-8	67-34	0	220.0	239	136	113	97	146
Jackson, Tyler	2017	3.56	9-1	19-13	0	83.1	82	38	33	10	68
James, Bill	1966-68	2.59	7-3	28-10	NA	94.0	79	32	27	28	66
Jay, John	1984,85	7.00	1-1	15-8	2	36.0	43	34	28	36	27
Jaynes, Johnny	1968	18.00	0-0	1-0	NA	1.0	2	3	2	3	0
Jersild, Aaron	1988,90-92	3.66	17-7	75-23	8	199.1	186	104	81	85	139
Johnson, Addison	2011	9.00	0-0	1-0	0	1.0	3	1	1	0	0
Johnson, Laval	1967-69	3.24	4-5	21-13	NA	89.0	76	47	32	63	66
Jones, Holt	2018-20	3.98	4-1	33-4	3	54.1	39	27	24	37	63
Jones, Johnny	1962	20.25	0-0	1-0	NA	1.1	3	3	3	3	0
Kendall, Chet	1990,91	2.72	4-1	28-0	2	49.2	32	19	15	28	49
Kent, Mike	2010-13	4.73	3-4	41-3	2	72.1	82	45	38	25	41
Kenyon, Bobby	1978-80	3.34	18-10	44-31	1	212.2	190	99	79	71	136
Keppen, Jeff	1993,94	5.37	4-4	37-6	0	67.0	76	57	40	56	49
Key, Jimmy	1980-82	3.64	20-14	53-46	0	318.2	304	161	129	104	191
Kimbrell, Mike	1988-91	3.63	17-1	55-16	0	156.1	137	77	63	75	118
Knaak, Aidan	2024	3.35	5-1	15-15	0	83.1	67	34	31	29	108
Koch, Billy	1994-96	3.74	21-9	51-44	1	276.					

INDIVIDUAL CAREER PITCHING STATS (ACC ERA)



**HAROLD STOWE
HAD 24 WINS AND
A 2.32 ERA IN 279.1
INNINGS PITCHED
FROM 1957-59.**

Player	Year(s)	ERA	W-L	G-S	SV	IP	H	R	ER	BB	SO
Mottl, Ryan	1997-00	4.82	33-19	72-68	0	414.1	437	259	222	145	360
Mounce, Richard	2009	7.94	0-0	5-0	0	5.2	8	5	5	0	1
Moyer, Drew	2014,15	3.10	6-1	38-0	4	49.1	50	22	17	27	47
Murphy, Brett	2003	3.06	1-1	14-1	0	17.2	18	10	6	10	9
Murr, Jack	1974	2.71	4-4	11-11	0	63.0	49	26	19	41	33
Murray, Ken	1971	9.64	0-0	2-1	NA	4.2	6	5	5	3	4
Musselman, Ron	1976,77	2.64	20-5	31-29	0	228.1	176	84	67	95	185
Myers, Pete	1966,67	3.07	7-5	25-7	NA	85.0	76	36	29	30	68
Needham, Rick	1969	37.80	0-0	2-0	NA	1.2	4	8	7	5	0
O'Dell, Billy	1954	0.79	8-3	14-11	NA	91.1	56	26	8	35	111
Odle, Dennis	1971	3.06	1-1	5-3	NA	17.2	13	6	6	11	14
Olenchuk, Ty	2021-24	4.84	4-4	52-7	0	80.0	89	53	43	30	71
Olson, Dave	1961,62	5.63	6-6	21-11	NA	76.2	76	63	48	59	47
O'Rear, Connor	2019,20	4.50	0-0	3-0	0	4.0	4	2	2	1	6
Owens, Randy	1973	3.24	1-0	9-2	0	33.1	24	17	12	25	18
Pandya, Rasesh	2021	3.66	0-0	18-0	0	19.2	19	13	8	13	16
Papp, Andrew	2016	1.69	0-0	6-0	0	5.1	4	1	1	5	5
Paradis, Mike	1997-99	5.42	11-3	41-29	0	171.0	169	124	103	104	164
Parker, Tim	1987,88,90	3.22	13-6	45-35	1	187.0	146	90	67	104	146
Parmer, Bill	1965-67	2.59	18-3	37-29	NA	194.2	149	73	56	118	155
Parrish, Scott	1981,83,84	2.86	21-3	40-32	1	226.1	187	92	72	110	124
Parsons, Jeff	1997	7.71	2-0	20-4	2	37.1	46	34	32	24	44
Pasqualini, Charlie	1959-61	6.28	2-2	20-3	NA	38.2	42	32	27	20	20
Pauilling, Bob	1983,84	5.40	0-0	5-0	0	6.2	10	4	4	2	1
Pawlowski, John	1983-85	3.88	21-12	54-30	5	241.1	224	143	104	107	155
Pawlowski, John A.	1989-91	4.08	6-2	34-13	0	88.1	84	50	40	67	87
Peele, Tim	1988-91	4.60	11-1	71-4	6	107.2	102	66	55	68	83
Penale, Joe	1970	0.00	0-0	1-0	NA	3.0	4	0	0	4	2
Phillips, Chad	1990-93	3.51	17-3	57-19	7	187.1	189	89	73	56	140
Pohle, Kevin	2011,12,14,15	3.94	12-6	48-17	0	130.1	146	71	57	53	66
Porter, Mike	1987,88	6.13	5-4	24-13	1	72.0	70	55	49	63	51
Porter, Chuck	1974-76	2.43	24-6	40-34	0	270.0	204	95	73	113	173
Powers, Scott	1984	0.00	0-0	1-0	0	1.0	2	0	0	1	0
Proto, Mike	1998-01	4.96	2-0	56-8	1	101.2	111	66	56	45	95
Qualters, Tommy	1975-78	4.00	12-1	36-9	9	117.0	116	66	52	34	82
Quintrell, Randy	1974-77	3.19	20-10	43-33	3	231.0	216	104	82	117	109
Raffield, Carter	2020,21	4.39	1-2	12-6	0	26.2	22	14	13	22	32
Reba, Steve	1999-02	4.11	33-11	78-45	2	319.1	316	171	146	124	263
Reed, Sheldon	2019,20	6.00	0-0	8-0	0	6.0	6	5	4	6	8

Player	Year(s)	ERA	W-L	G-S	SV	IP	H	R	ER	BB	SO
Reid, Rocco	2022-24	6.31	2-2	43-5	0	51.1	56	47	36	35	58
Rhue, Mike	1998,00	3.52	0-0	9-0	0	7.2	10	7	3	6	4
Rice, Tim	1981-84	4.05	13-6	50-18	3	164.1	158	104	74	48	97
Richard, Steve	2006	4.30	0-1	21-0	4	23.0	29	12	11	9	14
Rohrbaugh, Robert	2003-05	3.96	12-9	65-29	2	202.1	210	102	89	76	153
Roller, Jimmy	1959-61	2.94	9-6	36-13	NA	156.0	137	67	51	37	93
Roper, Doug	1996,99	5.46	1-0	16-0	1	28.0	29	19	17	8	21
Rothlin, Trent	2008	9.69	1-0	7-3	0	13.0	14	15	14	11	6
Russell, Don	1969	0.00	0-0	2-0	NA	3.1	4	0	0	2	1
Santivasci, Jerome	1985,87-89	2.88	15-6	70-2	9	153.0	143	59	49	59	122
Sarratt, Justin	2007-11	4.20	13-7	80-25	1	193.0	211	110	90	41	136
Sauve, Jeff	1992-95	4.09	18-7	73-16	2	204.2	201	115	93	73	154
Saylor, Robby	1954	NA	NA-NA	1-1	NA	NA	NA	NA	NA	NA	NA
Schmidt, Clate	2013-16	4.62	18-19	72-40	0	259.1	307	161	133	98	178
Schmidt, Jarrod	2000-02	4.17	18-3	37-30	0	174.2	181	96	81	85	130
Schmitt, Paul	1977-79	4.41	6-2	30-4	3	81.2	83	50	40	27	34
Schnabel, Brock	2007,08	18.00	1-1	6-0	0	5.0	8	10	10	2	4
Schnell, Alex	2015-18	5.93	3-0	55-3	1	71.1	83	58	47	39	46
Schnell, Kyle	2013,14	4.13	2-0	29-0	2	32.2	39	18	15	13	22
Scott, Ray	1996,97	6.80	3-1	24-3	0	43.2	63	35	33	16	32
Seybt, Paul	1994	1.50	0-0	7-0	0	12.0	13	2	2	4	4
Sharpe, Davis	2019-21	3.89	12-6	29-24	0	138.2	119	67	60	54	152
Shealy, Don	1955-57	NA	4-NA	16-NA	NA	89.0	NA	NA	NA	NA	46
Shepard, David	1996	2.83	3-2	27-0	5	28.2	20	11	9	13	33
Sipp, Tony	2004	4.69	2-2	22-3	2	48.0	53	28	25	17	59
Smith, Dale	1963-65	3.66	9-6	30-12	NA	115.2	95	71	47	52	94
Smith, Tristan	2023,24	4.50	2-2	36-18	4	82.0	71	50	41	57	109
Snyder, Brian	1977-79	3.31	18-6	41-35	1	228.2	204	117	84	120	185
Sokohl, Jack	1969	27.00	0-1	3-2	NA	3.2	2	11	11	13	1
Sommerfeld, Luke	2019	7.04	0-2	14-0	0	23.0	28	19	18	9	22
Spencer, Jeff	1978	6.00	0-0	1-0	1	3.0	2	2	2	0	1
Spiers, Carson	2017-20	2.47	7-7	71-0	19	109.1	70	34	30	38	103
Spires, Adam	1997,98	9.24	1-1	20-0	0	25.1	32	32	26	25	22
Sprouse, Dave	1959-61	3.73	5-6	23-9	NA	72.1	62	39	30	39	38
Stanley, John	1969	0.00	0-0	2-0	NA	3.0	1	0	0	1	3
Steele, Bill	1984-87	4.47	19-10	62-38	1	276.0	269	167	137	122	97
Stone, George	1984,85	3.38	16-9	31-28	0	208.0	205	108	78	56	150
Stoneburner, Graham	2008,09	4.59	13-9	36-21	1	135.1	148	82	69	40	123
Stowe, Harold	1957-59	2.32	24-13	49-31	NA	279.1	223	113	72	103	279
Strider, Spencer	2018,20	4.71	5-2	26-10	1	63.0	53	36	33	38	89
Sturgeon, Chris	1993	2.63	2-0	11-3	0	24.0	20	7	7	17	13
Sullivan, Mike	1977-79	2.65	20-3	36-31	0	203.2	169	82	60	78	153
Surber, Jon	2011	0.00	0-0	5-0	0	4.2	4	1	0	4	6
Sutton, George	1966	3.00	2-0	2-2	NA	9.0	7	4	3	4	8
Tallent, Casey	2022,23	3.65	2-1	31-2	1	44.1	43	22	18	22	41
Taulbee, Andy	1992-94	3.16	27-8	63-39	4	279.1	265	133	98	73	235
Thraillkill, Josh	2007,09,10	5.49	0-0	16-1	0	19.2	23	13	12	1	18
Titsworth, Drew	2024	3.15	4-0	19-0	0	20.0	10	10	7	12	26
Toney, Wales	2014	12.46	0-0	4-0	0	4.1	6	6	6	5	6
Toth, Bill	1954-56	NA	NA-NA	15-1	NA	NA	NA	NA	NA	NA	NA
Towns, Andrew	2016	37.80	0-0	3-0	0	1.2	7	7	7	1	1
Trado, Bill	1956	NA	0-4	6-5	NA	32.1	28	21	NA	34	22
Trapp, Billy	1977-80	4.60	6-4	47-2	4	101.2	108	68	52	39	80
Tripp, David	1988-90	4.82	15-7	55-26	5	179.1	183	104	96	75	154
Trolia, Aaron	2003	8.87	0-1	18-1	0	23.1	38	27	23	9	24
Urrico, Anthony	2001	4.15	0-0	8-0	0	4.1	4	2	2	6	4
Van Horn, Hunter	2015	6.14	0-0	10-0	0	7.1	7	5	5	6	7
Van Volkenburg, Dave	1969-72	2.95	20-10	43-35	NA	222.2	193	104	73	98	195
Vaughn, Matt	2006-09	3.66	9-4	81-3	16	128.0	140	72	52	44	119
Vetzel, Taylor	2015	3.97	1-3	20-1	4	22.2	18	13	10	10	25
Vincent, Damon	1961-63	4.80	10-6	31-21	NA	148.0	127	95	79	117	148
Vining, Ken	1994-96	3.29	17-3	61-26	2	224.1	184	94	82	81	258
Waldrop, Kenny	1966	7.04	0-0	6-3	NA	15.1	13	12	12	15	9
Walker, Adam	2003,04	6.60	1-0	14-0	0	15.0	24	13	11	4	18
Watson, Charlie	1965-67	2.71	16-7	43-18	NA	186.0	136	70	56	79	186
Watson, Mark	1994,95	2.85	12-2	25-18	1	94.2	70	41	30	55	91
Weatherly, Sam	2018-20	3.48	4-0	33-9	0	72.1	48	35	28	61	106
Weismann, Scott	2009-11	4.19	15-8	60-29	8	191.0	190	105	89	66	152
Weiss, Willie	2023	7.00	2-0	14-0	0	9.0	11	7	7	10	13
Welch, Scott	1986,87	8.15	1-0	19-0	2	35.1	46	33	32	16	20
Werner, Brian	1996,97	5.64	1-1	13-0	0	22.1	19	15	14	5	8
Whitaker, Oliver	1984-87	4.45	23-14	67-45	3	299.1	313	201	148	161	157
White, Matt	1996-98	5.39	9-4	41-18	1	137.0	157	107	82	72	114
Whitfield, Larry	1967	1.25	2-0	6-2	NA	21.2	15	3	3	8	8
Whitfield, Mike	1968-70	4.46	2-2	18-3	NA	42.1	44	27	21	15	21
Wiles, Lee	1982,83	4.50	7-4	36-10	3	84.0	86	53	42	57	55
Williams, Ricky	2021,22	2.86	2-0	15-4	0	28.1					

YEAR-BY-YEAR STARTING LINEUPS

1896 (0-2 OVERALL) - NA

1897 - NO TEAM

1898 (2-4 OVERALL)

Pos.	Starter	Cl.
C	Thomas Shaw	Fr.
1B	Harry Gray	So.
2B	M.N. Hunter	Fr.
SS	Columbus Mauldin	So.
3B	J.W. Odiorne	Fr.
LF	J.C. Wertz	Fr.
CF	J.M. Blain	Sr.
RF	L. Boykin	So.

Pos.	Starter	Cl.	W-L
P	John McMakin	Fr.	1-4

1899 (4-3 OVERALL)

Pos.	Starter	Cl.
C	Thomas Shaw	So.
1B	Harry Gray	Jr.
2B	M.N. Hunter	Jr.
SS	Columbus Mauldin	Jr.
3B	J.W. Odiorne	So.
LF	A.B. Cole	So.
CF	T.P. Rutledge	So.
RF	J.F. Lanham	So.

Pos.	Starter	Cl.	W-L
P	John McMakin	So.	4-3

1900 (8-2 OVERALL)

Pos.	Starter	Cl.
C	J.F. Lanham	Jr.
1B	Harry Gray	Sr.
2B	M.N. Hunter	Jr.
SS	Greaton Bamberg	So.
3B	J.D. Hughey	So.
LF	T.N. Gaines	So.
CF	Columbus Mauldin	Sr.
RF	G.R. Barksdale	Fr.

Pos.	Starter	Cl.	W-L
P	John McMakin	Jr.	7-1
P	Walt Coles	So.	1-1

1901 (10-2-1 OVERALL)

Pos.	Starter	Cl.
C	G.R. Barksdale	So.
1B	J.D. Hughey	So.
2B	M.N. Hunter	Sr.
SS	F.R. Dingle	Fr.
3B	Fred Pearman	Jr.
LF	Walt Coles	Jr.
CF	Greaton Bamberg	Jr.
RF	Bill Chisolm	So.

Pos.	Starter	Cl.	W-L
P	Vet Sitton	So.	5-2
P	John McMakin	Sr.	3-0
P	Walt Coles	Jr.	2-0

1902 (9-3 OVERALL)

Pos.	Starter	Cl.
C	John Maxwell	So.
1B	Thomas Shaw	Sr.
2B	Bill Chisolm	Jr.
SS	J.H. Rodgers	Fr.
3B	Fred Pearman	Sr.
LF	Walt Coles	Sr.
CF	G.R. Barksdale	Jr.
RF	J.W. Gantt	Sr.

Pos.	Starter	Cl.	W-L
P	Vet Sitton	Jr.	7-2
P	Walt Coles	Sr.	1-1
P	J.W. Gantt	Sr.	1-0

1903 (9-1 OVERALL)

Pos.	Starter	Cl.
C	John Maxwell	Jr.
1B	L.S. Wood	So.
2B	John Caldwell	So.
SS	John Coggins	So.
3B	J.H. Rodgers	So.
LF	Bill Chisolm	Sr.
CF	J. Dendy	Fr.
RF	Joel Wier	Jr.

Pos.	Starter	Cl.	W-L
P	Vet Sitton	Sr.	6-0
P	J. Dendy	Fr.	3-1

1904 (8-5-1 OVERALL)

Pos.	Starter	Cl.
C	John Maxwell	Sr.
1B	O. McKinney	Fr.
2B	John Caldwell	Jr.
SS	John Coggins	Jr.
3B	J.H. Rodgers	Jr.
LF	H.B. Ellis	Fr.
CF	J. Dendy	So.
RF	Joel Wier	Sr.

Pos.	Starter	Cl.	W-L
P	J. Dendy	So.	5-3
P	Phillip Sitton	So.	3-2

1905 (6-8-1 OVERALL)

Pos.	Starter	Cl.
C	Titus Bissell	So.
1B	Gil Ellison	Jr.
2B	Thomas Robertson	So.
SS	John Goggans	Sr.
3B	J.G. Holland	So.
LF	Orville Bissell	So.
CF	J.H. Gibbs	Fr.
RF	J.H. Barksdale	Jr.

Pos.	Starter	Cl.	W-L
P	W.E. Cheatham	Fr.	2-3
P	A.B. Means	Fr.	2-0
P	F.M. Routh	Jr.	2-5

1906 (6-10-1 OVERALL)

Pos.	Starter	Cl.
C	Titus Bissell	Jr.
1B	Gil Ellison	Sr.
2B	Thomas Robertson	Jr.
SS	A.S. Goss	Fr.
3B	Thomas Ellison	Sr.
LF	C.A. McFadden	Fr.
CF	Arthur Lee	So.
RF	Henry Lykes	Jr.

Pos.	Starter	Cl.	W-L
P	J.W. Waldrop	Fr.	3-4
P	Jennings Gelzer	Sr.	2-3
P	W.E. Cheatham	So.	1-3

1907 (9-7-1 OVERALL)

Pos.	Starter	Cl.
C	Titus Bissell	Sr.
1B	Striker Coles	So.
2B	Arthur Lee	Jr.
SS	Thomas Robertson	Sr.
3B	Paul Bissell	Fr.
LF	Orville Bissell	Sr.
CF	J.H. Barksdale	Sr.
RF	Henry Lykes	Sr.

Pos.	Starter	Cl.	W-L
P	C.B. Farmer	Fr.	5-3
P	Thomas Robertson	Sr.	3-1
P	C.W. Wannamaker	Sr.	1-2

1908 (6-11 OVERALL)

Pos.	Starter	Cl.
C	J.M. Wylie	Jr.
1B	Striker Coles	Jr.
2B	James Kirby	So.
SS	L.J. Goodman	Fr.
3B	Paul Bissell	So.
LF	J.E. Brown	So.
CF	Arthur Lee	Sr.
RF	J.F. Sherard	Fr.

Pos.	Starter	Cl.	W-L
P	L.S. Stokes	Fr.	2-1
P	Eugene Wood	Jr.	2-1
P	C.B. Farmer	So.	1-6

1909 (10-12 OVERALL)

Pos.	Starter	Cl.
C	Bill Connelly	So.
1B	Robert Henderson	Jr.
2B	James Kirby	Jr.
SS	L.J. Goodman	So.

Pos.	Starter	Cl.	W-L
3B	Striker Coles	Sr.	
LF	J.F. Sherard	So.	
CF	T.A. Jeffords	So.	
RF	J.T. Cochran	Fr.	

Pos.	Starter	Cl.	W-L
P	Eugene Wood	Sr.	5-6
P	H.F. Rivers	Fr.	2-3
P	J.W. Waldrop	So.	2-1

1910 (10-11 OVERALL)

Pos.	Starter	Cl.
C	Stark Sullivan	Sr.
1B	Robert Henderson	Sr.
2B	James Kirby	Sr.
SS	S.Y. Tupper	Fr.
3B	Fred McCown	Jr.
LF	Bill Connelly	Jr.
CF	H.F. Rivers	So.
RF	J.T. Cochran	So.

Pos.	Starter	Cl.	W-L
P	H.F. Rivers	So.	4-0
P	Fred Schroeder	So.	2-2
P	George Lachicotte	Jr.	1-6

1911 (13-10 OVERALL)

Pos.	Starter	Cl.
C	Joel Bates	Jr.
1B	H.M. Thomas	Fr.
2B	G.D. Harris	Fr.
SS	S.Y. Tupper	So.
3B	Fred McCown	Sr.
LF	Bill Connelly	Sr.
CF	H.F. Rivers	Jr.
RF	J.T. Cochran	Jr.

Pos.	Starter	Cl.	W-L
P	Doc Ezell	So.	5-3
P	George Lachicotte	Sr.	5-3
P	Fred Schroeder	Jr.	3-2

1912 (11-6 OVERALL)

Pos.	Starter	Cl.	BA
C	G.W. Yeargin	Fr.	.226
1B	H.M. Thomas	So.	.175
2B	James Hiers	Jr.	.290
SS	Ralph Cureton	Fr.	.222
3B	Marion Coles	Jr.	.222
LF	Fred Schroeder	Sr.	.182
CF	H.F. Rivers	Sr.	.258
RF	James Martin	Sr.	.300

Pos.	Starter	Cl.	W-L
P	Doc Ezell	Jr.	7-3
P	James Martin	Sr.	2-1
P	Fred Schroeder	Sr.	2-1

1913 (13-5 OVERALL)

Pos.	Starter	Cl.	BA
C	George Browne	Jr.	.196
1B	Clare Webb	So.	.288
2B	Sam Hutto	So.	.364
SS	Ralph Cureton	So.	.395
3B	Marion Coles	Sr.	.186
LF	C.L. Walker	Fr.	.261
CF	James Hiers	Sr.	.250
RF	Leland Tarrant	So.	.281

Pos.	Starter	Cl.	W-L
P	Doc Ezell	Sr.	9-2
P	Carroll Anderson	Fr.	4-3

1914 (16-6 OVERALL)

Pos.	Starter	Cl.	BA
C	George Browne	Sr.	.250
1B	Claire Webb	Jr.	.366
2B	Sam Hutto	Jr.	.242
SS	Ralph Cureton	Jr.	.396
3B	Harry Parker	Sr.	.280
LF	Claude Iler	Jr.	.238
CF	Leland Tarrant	Jr.	.254
RF	Bill Harris	Fr.	.288

Pos.	Starter	Cl.	W-L
P	C.J. Gaulden	Fr.	7-3
P	A.B. Schachte	So.	7-2

1915 (13-7 OVERALL)

Pos.	Starter	Cl.	BA
C	Bill Harris	So.	.269
1B	Lucius James	Fr.	.203
2B	Charles Major	Jr.	.203
SS	Ralph Cureton	Sr.	.458
3B	Norm McMillan	Jr.	.342
LF	Leland Tarrant	Sr.	.224
CF	Claude Iler	Sr.	.345
RF	Carroll Anderson	Jr.	.333

Pos.	Starter	Cl.	W-L
P	A.B. Schachte	So.	4-4
P	Robert Thornton	Sr.	3-2
P	Stephen Richards	Sr.	2-1

1916 (13-11-1 OVERALL)

Pos.	Starter	Cl.
C	Bill Harris	Jr.
1B	Lucius James	So.
2B	Charles Major	Sr.
SS	Norm McMillan	Sr.
3B	James Parker	Jr.
LF	Everett Woods	Sr.
CF	Vic Martin	Fr.
RF	Carroll Anderson	Sr.

Pos.	Starter	Cl.	W-L
P	Carroll Anderson	Sr.	5-3
P	Elmer Long	Jr.	5-4
P	Adam Richards	Jr.	3-2

1917 (13-13 OVERALL)

Pos.	Starter	Cl.	BA
C	Bill Harris	Sr.	.329
1B	Lucius James	Jr.	.231
2B	A.M. Dorn	So.	.255
	Sam Peters	Jr.	.108
SS	James Parker	Sr.	.333
3B	Emmett Jordan	So.	.163
LF	Albert McMeekin	Jr.	.200
CF	Walter Herron	Sr.	.158
RF	James Gee	Sr.	.247

Pos.	Starter	Cl.	W-L
P	A.B. Chapman	Fr.	4-3
P	Adam Richards	Sr.	4-4
P	Elmer Long	Sr.	3-6

1918 (11-6 OVERALL)

Pos.	Starter	Cl.
C	Stumpy Banks	Jr.
1B	Lucius James	Sr.
2B	L.P. Thackston	Jr.
SS	Emmett Jordan	Jr.
3B	Lorenzo Harris	Fr.
LF	Gene Richbourg	So.

YEAR-BY-YEAR STARTING LINEUPS

CF Nathan Salley	So.	19	15	.256
RF Clarence Owens	Jr.	16	16	.177

Pos. Starter	Cl.	S	W-L
P James Owens	Jr.	7	2-5
P Wilbur Boozer	So.	7	1-6
P John Sweedenberg	So.	3	1-2

1921 (5-14 OVERALL)

Pos. Starter	Cl.
C D. McPherson	Fr.
1B Sam Boone	Jr.
2B Wade Woodard	Jr.
SS Thomas Crossland	Jr.
3B Jones	So.
LF Reese Herron	Jr.
CF Nathan Salley	Jr.
RF Clarence Owens	Sr.

Pos. Starter	Cl.	S	W-L
P Wilbur Boozer	Jr.	9	3-6
P Edward Davis	So.	7	1-6

1922 (10-8 OVERALL)

Pos. Starter	Cl.	S	PS	BA
C Sam Boone	Sr.	9	9	.095
1B B.R. Turnipseed	Fr.	18	18	.271
2B Wade Woodward	Sr.	18	18	.196
SS Nathan Salley	Sr.	18	18	.240
3B Bill Murr	Fr.	18	18	.196
LF Reese Herron	Sr.	18	18	.317
CF Jim Gibson	Sr.	16	16	.115
RF T.J. Reames	Jr.	18	18	.241

Pos. Starter	Cl.	S	W-L
P Flint Rhem	So.	7	3-4
P John Swetenburg	Sr.	7	3-2
P Wilbur Boozer	Jr.	2	2-2
P Edward Davis	Sr.	2	2-0

1923 (13-8-1 OVERALL)

Pos. Starter	Cl.	S	PS	BA
C Julian Keel	So.	15	15	.165
1B Bill Murr	So.	15	15	.195
2B James Richards	Sr.	22	22	.236
SS George Cox	So.	22	22	.276
3B Lucas Melton	So.	20	20	.257
LF Sam Harmon	So.	15	15	.158
CF T.J. Reames	Sr.	22	21	.387
RF Charles Vincent	Sr.	22	21	.162

Pos. Starter	Cl.	S	W-L
P Flint Rhem	Jr.	10	7-2
P Ralph Gibson	So.	7	5-3
P John Crossland	Sr.	3	1-2

1924 (6-10 OVERALL)

Pos. Starter	Cl.	S	PS	BA
C Julian Keel	Jr.	9	9	.272
1B Bill Murr	Jr.	16	14	.274
2B R.L. Ziegler	Jr.	10	10	.154
SS George Cox	Jr.	16	16	.250
3B Lucas Melton	Jr.	16	14	.221
LF J.C. Felder	So.	12	12	.143
CF Sam Harmon	Jr.	16	14	.274
RF Luke J. Salley	So.	14	10	.167

Pos. Starter	Cl.	S	W-L
P Charlie Garrison	Sr.	7	2-5
P George Smith	So.	5	3-2
P Sam Harmon	Jr.	2	1-1

1925 (11-14 OVERALL)

Pos. Starter	Cl.	S	PS	BA
C Clarence McGill	Jr.	15	15	.243
1B Bill Murr	Sr.	22	21	.305
2B James Herron	So.	25	25	.263
SS George Price	Sr.	25	25	.253
3B Luke J. Salley	Jr.	17	16	.271
LF James Milling	So.	17	15	.232
CF Sam Harmon	Sr.	22	15	.253
RF Robert Jones	So.	17	15	.196

Pos. Starter	Cl.	S	W-L
P George Smith	Jr.	8	5-4
P Sam Harmon	Sr.	5	2-3
P I.W. Chappell	Sr.	4	2-2
P W.T. Martin	So.	4	1-4

1926 (8-11 OVERALL)

Pos. Starter	Cl.	S	PS	BA
C Clarence McGill	Sr.	19	19	.300
1B Henry Eskew	So.	14	12	.327
2B William Hudgens	So.	19	18	.305
SS George Dunlap	So.	19	17	.300
3B William Abbott	So.	15	14	.250
LF James Milling	Jr.	16	10	.327
CF Joseph Moore	So.	18	18	.247
RF Walter Martin	So.	12	11	.254

Pos. Starter	Cl.	S	W-L
P George Smith	Sr.	5	3-2
P J.T. Long	So.	5	2-4
P Charles Bryan	So.	4	1-3

1927 (11-13-1 OVERALL)

Pos. Starter	Cl.	S	PS	BA
C Fred Pearman	Jr.	24	24	.235
1B Henry Eskew	Jr.	22	22	.200
2B William Hudgens	Jr.	24	24	.187
SS George Dunlap	Jr.	24	24	.337
3B James Herron	Sr.	24	24	.197
LF E.W. Sexton	So.	24	21	.247
CF Joseph Moore	Jr.	24	24	.177
RF Walter Martin	Jr.	11	11	.135

Pos. Starter	Cl.	S	W-L
P J.R. Gibson	So.	10	6-4
P Thomas Martin	Jr.	4	1-3
P Charles Bryan	Jr.	3	1-2

1928 (12-9-2 OVERALL)

Pos. Starter	Cl.	S	PS	BA
C Fred Pearman	Sr.	21	19	.207
1B Richard Magill	So.	23	23	.316
2B Michael Ziegler	So.	23	23	.293
SS George Dunlap	Sr.	23	12	.312
3B Robert McCarley	So.	23	23	.280
LF Henry Eskew	Sr.	23	22	.309
CF Joseph Moore	Sr.	23	23	.240
RF Walter Williams	Sr.	23	21	.348

Pos. Starter	Cl.	S	W-L
P Clay Mahaffey	Jr.	8	2-2
P Deas Pearman	Jr.	7	4-4
P Lawrence Chamblee	So.	3	2-1
P Charles Bryan	Sr.	3	1-2

1929 (15-11-1 OVERALL)

Pos. Starter	Cl.	S	PS	BA
C Raiford McMillan	Sr.	14	14	.250
1B Nat Watson	So.	24	24	.207
2B Batson Hewitt	Jr.	18	18	.284
SS Johnny Justus	So.	27	27	.260
3B Robert McCarley	Jr.	21	21	.194
LF James Cook	Jr.	24	17	.259
CF Michael Ziegler	Jr.	26	24	.271
RF Richard Magill	Jr.	27	24	.258

Pos. Starter	Cl.	S	W-L
P J.E. Query	So.	7	6-1
P Clay Mahaffey	Sr.	7	4-3
P Lawrence Chamblee	Jr.	7	2-5

1930 (9-14 OVERALL)

Pos. Starter	Cl.	S	PS	BA
C Angus Fordham	So.	14	14	.249
1B Nat Watson	Jr.	21	21	.205
2B Batson Hewitt	Sr.	23	23	.348
SS Joseph Gibson	Jr.	12	12	.293
3B Richard Magill	Sr.	23	23	.333
LF Buck Priestler	So.	11	6	.220
CF Michael Ziegler	Sr.	22	22	.209
RF Endel Ramey	Jr.	18	9	.292

Pos. Starter	Cl.	S	W-L
P H.B. Nivens	So.	7	4-3
P W.A. Nimmer	Fr.	6	2-5
P Gordon Hoffman	Jr.	5	2-2

1931 (6-2 OVERALL)

Pos. Starter	Cl.	S	PS	BA
C Landrum Proctor	So.	5	5	.294
1B Nat Watson	Sr.	8	8	.450
2B J.D. Joye	So.	7	7	.167
SS Romaine Smith	Jr.	5	5	.000
3B John Hoffman	Jr.	8	8	.250
LF Endel Ramey	Sr.	8	8	.179

CF Buck Priestler	Jr.	8	8	.423
RF Raymond Parkins	Jr.	8	8	.138

Pos. Starter	Cl.	S	W-L
P J.H. Davis	Fr.	3	2-1
P J.B. Decker	So.	3	2-1
P E.J. Crook	Fr.	1	1-0
P Gordon Hoffman	Sr.	1	1-0

1932 (14-6 OVERALL)

Pos. Starter	Cl.	S	PS	BA
C Landrum Proctor	Jr.	20	20	.351
1B James Rhinehardt	Sr.	20	20	.280
2B H.H. Kearse	Jr.	19	19	.299
SS Harry Gibson	Sr.	18	18	.205
3B John Hoffman	Sr.	20	20	.224
LF Buck Priestler	Sr.	14	14	.400
CF Harold Clark	Jr.	15	15	.329
RF Raymond Parkins	Sr.	16	16	.341

Pos. Starter	Cl.	S	W-L
P Wyatt Burgess	Jr.	9	9-2
P Ivey Rivers	Jr.	7	1-3
P Harold Clark	Sr.	3	4-0

1933 (10-10 OVERALL)

Pos. Starter	Cl.	S	PS	BA
C Landrum Proctor	Sr.	20	20	.241
1B Bob Miller	Sr.	20	19	.291
2B John Richey	Fr.	16	16	.302
SS Joe Sherman	Jr.	20	18	.291
3B H.R. Hood	So.	16	16	.172
LF Richard Cole	So.	8	6	.291
CF Harold Clark	Sr.	19	19	.317
RF Clarence Chavous	So.	15	13	.375

Pos. Starter	Cl.	S	W-L
P Wyatt Burgess	Sr.	10	4-5
P Ivey Rivers	Sr.	5	3-3
P J.H. Davis	Jr.	4	3-2

1934 (8-8-1 OVERALL)

Pos. Starter	Cl.	S	PS	BA
C Clarence Chavous	Jr.	17	13	.290
1B John Troutman	So.	17	17	.176
2B John Richey	So.	15	9	.217
SS Joe Sherman	Sr.	13	13	.302
3B Joe Scharfart	Jr.	13	13	.130
LF Henry Shore	So.	15	15	.224
CF Randy Hinson	So.	17	17	.313
RF W.S. Durham	So.	16	9	.292

Pos. Starter	Cl.	S	W-L
P Billy Croxton	So.	7	5-2
P Armstrong Swails	Jr.	5	3-2
P Edward Heap	So.	5	0-3

1935 (16-7-1 OVERALL)

Pos. Starter	Cl.	S	PS	BA
C Harry Lee	So.	24	24	.296
1B John Troutman	Jr.	24	24	.262
2B W.S. Durham	Jr.	24	20	.289
SS John Richey	Jr.	24	24	.168
3B R.D. Simpson	So.	14	14	.200
LF Henry Shore	Jr.	24	24	.237
CF Randy Hinson	Jr.	24	24	.250
RF Clarence Chavous	Sr.	17	17	.208

Pos. Starter	Cl.	S	W-L
P Armstrong Swails	Sr.	10	7-3
P Billy Croxton	Jr.	9	5-3
P W.S. Durham	Jr.	4	3-1

1936 (6-11 OVERALL)

Pos. Starter	Cl.	S	PS	BA
C John Richey	Sr.	15	10	.125
1B Jesse Pritchett	So.	16	16	.263
2B M.I. Courtney	So.	12	12	.116
SS Al Folger	So.	15	13	.207
3B Teddy Boselli	So.	15	11	.200
LF Henry Shore	Sr.	17	13	.229
CF Randy Hinson	Sr.	17	17	.246
RF Robert Heyward	So.	17	8	.203

Pos. Starter	Cl.	S	W-L
P Edward Heap	Jr.	7	3-4
P J.F. Underwood	So.	5	2-3
P Billy Croxton	Sr.	3	0-3

YEAR-BY-YEAR STARTING LINEUPS

Pos.	Starter	Cl.	S	W-L
P	Winston Holliday	Sr.	6	4-1
P	Joe Blalock	Sr.	3	2-1
P	Bill Martin	So.	3	1-2

1943 (12-3 OVERALL)

Pos.	Starter	Cl.	S	PS	BA
C	Hank Sullivan	Fr.	15	15	.400
1B	Frank Gillespie	Fr.	15	15	.311
2B	Leo Fisher	So.	11	11	.278
SS	Bob Berry	Sr.	9	9	.400
3B	Jay Good	Sr.	15	15	.302
LF	Don Belk	Sr.	15	15	.250
CF	James Herring	Sr.	15	15	.300
RF	Homer Coker	Sr.	15	15	.462

Pos.	Starter	Cl.	S	W-L
P	Herb Jessen	Sr.	7	6-1
P	D.D. Carpenter	Jr.	4	3-1
P	Luther Rentz	Fr.	3	2-0

1944 - NO TEAM

1945 (7-6 OVERALL)

Pos.	Starter	Cl.	S	PS	BA
C	Herbert Lindsay	Sr.	12	7	.146
1B	J.M. Russell	Fr.	13	13	.220
2B	H.H. Tyler	So.	12	12	.282
SS	J.A. Timmerman	So.	12	12	.262
3B	Burton Ullinck	Fr.	9	9	.188
LF	Mavis Cagle	Fr.	13	13	.204
CF	C.M. Brown	Fr.	7	7	.273
RF	Bill Cobb	Fr.	8	7	.174

Pos.	Starter	Cl.	S	W-L
P	Bob Hughes	Fr.	5	3-2
P	Stick Riley	Jr.	5	3-2
P	J.M. Hammett	Fr.	1	1-1

1946 (12-5 OVERALL)

Pos.	Starter	Cl.	S	PS	BA
C	Joe McGee	So.	15	15	.211
1B	June Pruitt	Fr.	17	13	.211
2B	Lynwood McMakin	Jr.	13	13	.328
SS	Henry Sanders	Fr.	14	14	.257
3B	Dewey Quinn	Jr.	16	13	.365
LF	Andrew Quinn	So.	9	9	.114
CF	Tom Looper	Fr.	11	11	.264
RF	Winston Quinn	So.	6	5	.174

Pos.	Starter	Cl.	S	W-L
P	Joe Landrum	Fr.	12	10-2
P	Ray Fleming	So.	4	1-0
P	Jack Ross	Fr.	4	1-2

1947 (24-5 OVERALL, 13-2 SoCon)

Pos.	Starter	Cl.	S	PS	BA
C	Tom Cleveland	So.	25	25	.174
1B	Frank Gillespie	So.	27	27	.283
2B	Lynwood McMakin	Sr.	27	27	.354
SS	Jack Moore	Fr.	20	20	.261
3B	Hale Sherard	Sr.	28	27	.275
LF	Tom Castles	Fr.	16	13	.278
CF	Dewey Quinn	Sr.	29	18	.325
RF	Homer Coker	Jr.	29	25	.260

Pos.	Starter	Cl.	S	W-L
P	Joe Landrum	So.	12	11-2
P	Joe Hazle	Fr.	10	11-2
P	Luther Rentz	Sr.	3	2-1

1948 (14-12-1 OVERALL, 8-8-1 SoCon)

Pos.	Starter	Cl.	S	PS	BA
C	Gene Moore	So.	27	27	.245
1B	Jimmy Jones	Fr.	26	26	.322
2B	Leo Fisher	Jr.	24	23	.250
SS	Ken Culbertson	Fr.	27	27	.233
3B	Frank Gillespie	Jr.	17	17	.338
LF	Luke Deanhardt	So.	27	27	.283
CF	Ray Mathews	Fr.	24	24	.220
RF	Jimmy Brown	Fr.	19	19	.203

Pos.	Starter	Cl.	S	W-L
P	Joe Asbill	Fr.	8	4-4
P	William Griffith	Fr.	7	2-4
P	Ray Fleming	Sr.	4	4-1

1949 (11-12 OVERALL, 10-5 SoCon)

Pos.	Starter	Cl.	S	PS	BA
C	Gene Moore	Jr.	14	14	.296
1B	Luke Deanhardt	Jr.	21	18	.344
2B	Gene Aughtry	So.	21	21	.284
SS	Ken Culbertson	So.	22	22	.355
3B	Frank Gillespie	Sr.	23	18	.339
LF	Tom Castles	Jr.	22	12	.315
CF	Ray Mathews	So.	17	13	.350
RF	Doug Angley	Jr.	21	21	.299

Pos.	Starter	Cl.	S	W-L
P	Robert Hughes	So.	9	3-4
P	Hootie Kea	So.	3	2-3
P	Dan Stroud	Jr.	2	2-0

1950 (20-11 OVERALL, 13-3 SoCon)

Pos.	Starter	Cl.	S	PS	BA
C	Dick Hendley	Jr.	22	22	.377
1B	Luke Deanhardt	Sr.	31	31	.288
2B	Gene Aughtry	Jr.	31	22	.314
SS	Ken Culbertson	Jr.	30	20	.307
3B	Ray McKay	Jr.	20	20	.156
LF	Fred Knoebel	So.	31	29	.313
CF	Ray Mathews	Jr.	31	31	.309
RF	Doug Angley	Sr.	31	29	.381

Pos.	Starter	Cl.	S	W-L
P	Bill Ford	So.	8	6-3
P	Hootie Kea	Jr.	6	3-3
P	Bob Hughes	Jr.	4	6-0

1951 (18-7 OVERALL, 16-2 SoCon)

Pos.	Starter	Cl.	S	PS	BA
C	Dick Hendley	Sr.	25	25	.344
1B	Roby Crouch	Jr.	25	25	.313
2B	Gene Aughtry	Sr.	25	25	.325
SS	Ken Culbertson	Sr.	22	22	.280
3B	Ray McKay	Sr.	22	22	.277
LF	Fred Knoebel	Jr.	24	24	.284
CF	Ray Mathews	Sr.	25	25	.375
RF	Billy Morrow	Sr.	15	14	.164

Pos.	Starter	Cl.	S	W-L
P	Bill Ford	Jr.	7	5-0
P	William Griffith	Jr.	6	4-2
P	Roger Baker	Jr.	3	5-1

1952 (10-12 OVERALL, 10-10 SoCon)

Pos.	Starter	Cl.	S	PS	BA
C	Nolten Hilderbrand	Jr.	12	12	.234
1B	Joe Murray	Jr.	17	17	.268
2B	Roy Coker	So.	21	21	.310
SS	Jim Evans	Sr.	18	18	.306
3B	Wyman Morris	So.	22	22	.280
LF	Doug Kingsmore	So.	18	17	.311
CF	Fred Knoebel	Sr.	22	20	.366
RF	Roger Gaines	So.	21	20	.256

Pos.	Starter	Cl.	S	W-L
P	Billy O'Dell	So.	7	5-2
P	J.C. Hicks	Jr.	5	2-3
P	Roger Baker	Sr.	5	1-3

1953 (11-6 OVERALL, 11-6 SoCon)

Pos.	Starter	Cl.	S	PS	BA
C	Bobby Morris	Fr.	14	14	.211
1B	George Brodie	Jr.	12	12	.311
2B	Roy Coker	Jr.	17	17	.329
SS	Dick Hussey	Fr.	8	8	.267
3B	Wyman Morris	Jr.	17	17	.422
LF	Bill Barnett	Fr.	17	11	.275
CF	Joe Brown	Jr.	10	9	.233
RF	Doug Kingsmore	Jr.	17	14	.274

Pos.	Starter	Cl.	S	W-L	ERA
P	Billy O'Dell	Jr.	8	6-3	1.36
P	Neil Bates	Fr.	3	2-1	3.42
P	Robby Saylor	Jr.	3	1-1	3.63

1954 (14-10 OVERALL, 8-4 ACC)

Pos.	Starter	Cl.	S	PS	BA
C	Bobby Morris	So.	21	21	.238
1B	Dick Swetenburg	So.	20	20	.176
2B	Roy Coker	Sr.	23	23	.314
SS	Barry Crocker	Sr.	21	21	.306
3B	Wyman Morris	Sr.	24	24	.205
LF	Bill Barnett	So.	24	24	.272
CF	Doug Kingsmore	Sr.	24	24	.371

Pos.	Starter	Cl.	S	W-L	ERA
RF	Roger Gaines	Jr.	19	19	.238

Pos.	Starter	Cl.	S	W-L	ERA
P	Billy O'Dell	Sr.	11	8-3	0.79
P	Leonard Humphries	So.	7	4-3	3.17
P	Ben Crosland	Jr.	3	2-1	3.58

1955 (7-11 OVERALL, 5-9 ACC)

Pos.	Starter	Cl.	S	PS	BA
C	Jim O'Quinn	Jr.	17	17	.350
1B	Dick Swetenburg	Jr.	18	18	.258
2B	Lonnie Shealy	Sr.	17	17	.357
SS	Charlie Blackston	Jr.	12	12	.267
3B	Joe Smith	Jr.	13	13	.308
LF	Carol Brown	So.	7	7	.147
CF	Bill Barnett	Jr.	15	15	.323
RF	Roger Gaines	Sr.	16	16	.304

Pos.	Starter	Cl.	S	W-L	ERA
P	Leonard Humphries	Jr.	6	3-3	
P	Ben Crosland	Sr.	5	1-4	
P	George Compton	Jr.	4	1-2	

1956 (4-14-2 OVERALL, 2-10-2 ACC)

Pos.	Starter	Cl.	S	PS	BA
C	Jim O'Quinn	Sr.	17	17	.222
1B	Dick Swetenburg	Sr.	18	18	.220
2B	Dave Garrison	So.	19	19	.277
SS	Doby Myers	So.	17	17	.277
3B	Bud Spiers	So.	19	19	.113
LF	Don Shealy	Jr.	16	16	.348
CF	Bill Barnett	Sr.	20	20	.276
RF	Larry Wilson	So.	13	10	.163

Pos.	Starter	Cl.	S	W-L	ERA
P	Leonard Humphries	Sr.	7	0-4	
P	Johnny Drake	So.	6	4-2	2.56
P	Bill Trado	So.	5	0-4	

1957 (6-12 OVERALL, 3-11 ACC)

Pos.	Starter	Cl.	S	PS	BA
C	Butch Coker	So.	18	18	.270
1B	Fred DeBerry	So.	9	9	.167
	Larry Wilson	Jr.	9	9	.282
2B	Bob Hubbard	So.	16	16	.157
SS	Bud Spiers	Jr.	18	18	.233
3B	Larry Bagwell	So.	18	18	.257
LF	Don Shealy	Sr.	12	12	.313
CF	Doug Hoffman	So.	18	18	.150
RF	Carol Brown	Sr.	10	10	.237

Pos.	Starter	Cl.	S	W-L	ERA
P	Harold Stowe	So.	7	3-5	3.58
P	Don Shealy	Sr.	5	2-3	4.44
P	Leon McDonald	So.	3	1-2	5.40
P	Sam Gambrell	Sr.	3	0-2	5.63

YEAR-BY-YEAR STARTING LINEUPS

LF Lawton Cowart	Jr.	26	15	.260
CF George Sutton	Jr.	29	16	.245
RF Rusty Adkins	So.	30	16	.414

Pos.	Starter	Cl.	S	W-L	ERA
P	Tommy Chapman	Sr.	11	4-2	1.80
P	Bill Parmer	So.	10	5-1	2.82
P	Charlie Watson	So.	3	5-4	2.16

1966 (20-7-2 OVERALL, 9-4 ACC)

Pos.	Starter	Cl.	S	PS	BA
C	Eddie Barbary	Jr.	23	23	.310
1B	Ellis Dantzler	Sr.	24	20	.380
2B	Rusty Adkins	Jr.	29	25	.364
SS	Jack McCall	Sr.	29	29	.333
3B	Lawton Cowart	Sr.	29	29	.321
LF	George Sutton	Sr.	29	29	.311
CF	Tommy Pack	Sr.	26	18	.330
RF	Keith Waters	So.	26	15	.333

Pos.	Starter	Cl.	S	W-L	ERA
P	Bill Parmer	Jr.	9	4-1	4.22
P	Charlie Watson	Jr.	8	6-1	3.43
P	Kenny Waldrop	So.	3	0-0	7.04

1967 (29-9 OVERALL, 11-2 ACC)

Pos.	Starter	Cl.	S	PS	BA
C	Eddie Barbary	Sr.	38	38	.291
1B	Ron Zupa	Jr.	37	37	.243
2B	Rusty Adkins	Sr.	38	36	.336
SS	Garry Helms	Sr.	27	26	.372
3B	Mike McCall	So.	36	34	.237
LF	Buster Smith	So.	37	19	.243
CF	Keith Waters	Jr.	34	31	.206
RF	Howard Sharman	Sr.	22	21	.205

Pos.	Starter	Cl.	S	W-L	ERA
P	Bill Parmer	Sr.	10	9-1	1.14
P	Charlie Watson	Sr.	7	5-2	2.43
P	Laval Johnson	So.	6	3-2	2.23

1968 (27-14 OVERALL, 11-7 ACC)

Pos.	Starter	Cl.	S	PS	BA
C	Steve Kuester	So.	28	27	.253
1B	Ron Zupa	Sr.	40	40	.234
2B	Buster Smith	Jr.	40	39	.235
SS	Randy Bray	So.	38	30	.329
3B	Don Russell	Fr.	37	29	.261
LF	Jerry Eskew	Jr.	18	18	.239
CF	Keith Waters	Sr.	37	34	.283
RF	Johnny Johnson	So.	27	22	.157

Pos.	Starter	Cl.	S	W-L	ERA
P	Tom Hudgins	Fr.	10	6-4	3.74
P	Nelson Gibson	Sr.	8	7-1	2.18
P	Bill James	Sr.	8	5-1	2.11

1969 (27-17-2 OVERALL, 12-8-1 ACC)

Pos.	Starter	Cl.	S	PS	BA
C	Steve Kuester	Jr.	22	22	.187
1B	Eddie Holland	Jr.	32	16	.303
2B	Mike Ward	Fr.	26	26	.234
SS	Randy Bray	Jr.	41	41	.293
3B	Don Russell	So.	46	46	.289
LF	Craig White	Fr.	40	19	.327
CF	Johnny Severs	Fr.	34	33	.262
RF	Rick Young	Fr.	23	17	.284

Pos.	Starter	Cl.	S	W-L	ERA
P	Rusty Gerhardt	Fr.	15	7-3	3.46
P	Dave Van Volkenburg	Fr.	14	9-4	4.00
P	Tom Hudgins	So.	5	3-2	3.40

1970 (32-16 OVERALL, 14-7 ACC)

Pos.	Starter	Cl.	S	PS	BA
C	Eddie Holland	Sr.	31	22	.262
1B	Eddie Dixon	So.	25	25	.267
2B	Bill Prophet	Fr.	31	31	.311
SS	Randy Bray	Sr.	36	21	.285
3B	Don Russell	Jr.	42	42	.254
LF	Craig White	So.	40	39	.280
CF	Johnny Severs	So.	26	24	.255
RF	Calvin Weeks	So.	37	18	.205

Pos.	Starter	Cl.	S	W-L	ERA
P	Rusty Gerhardt	So.	14	9-4	1.79
P	Dave Van Volkenburg	So.	11	6-1	2.04
P	Lindsay Graham	Fr.	8	4-3	2.42

1971 (27-14 OVERALL, 10-4 ACC)

Pos.	Starter	Cl.	S	PS	BA
C	Lin Hamilton	Fr.	23	23	.175
1B	Dave Van Volkenburg	Jr.	24	19	.254
2B	Richard Haynes	Fr.	31	29	.241
SS	Calvin Weeks	Jr.	41	38	.263
3B	Bill Prophet	So.	41	36	.248
LF	Craig White	Jr.	31	31	.380
CF	Johnny Severs	Jr.	41	41	.301
RF	Pete Hendricks	So.	25	16	.302

Pos.	Starter	Cl.	S	W-L	ERA
P	Rusty Gerhardt	Jr.	14	11-3	2.17
P	Dave Van Volkenburg	Jr.	10	5-5	2.61
P	Jeff Bradford	Fr.	6	2-0	3.07

1972 (19-15 OVERALL, 6-7 ACC)

Pos.	Starter	Cl.	S	PS	BA
C	Lin Hamilton	So.	32	32	.318
1B	Dave Van Volkenburg	Sr.	27	27	.217
2B	Kenny Bagwell	So.	33	33	.296
SS	Richard Haynes	So.	32	30	.312
3B	Bill Prophet	Jr.	21	21	.203
LF	Smiley Sanders	So.	26	12	.268
CF	Charlie Ing	Fr.	32	25	.256
RF	Calvin Weeks	Sr.	32	23	.271

Pos.	Starter	Cl.	S	W-L	ERA
P	Rusty Gerhardt	Sr.	12	7-4	2.22
P	Lindsay Graham	Jr.	11	6-3	2.76
P	Jeff Bradford	So.	5	2-1	3.13

1973 (24-16 OVERALL, 10-2 ACC)

Pos.	Starter	Cl.	S	PS	BA
C	Lin Hamilton	Jr.	34	26	.294
1B	Tony Eckerl	So.	23	8	.176
2B	Richard Haynes	Jr.	35	35	.275
SS	John Adeimy	Sr.	34	27	.298
3B	Pat Fitzsimmons	So.	31	21	.276
LF	Craig White	Sr.	32	30	.336
CF	Smiley Sanders	Jr.	36	24	.260
RF	Mike Pulaski	Jr.	34	18	.248

Pos.	Starter	Cl.	S	W-L	ERA
P	Steve Cline	Jr.	9	7-1	2.12
P	Lindsay Graham	Sr.	8	6-2	2.37
P	Mark Adams	Sr.	7	1-3	6.06

1974 (23-15 OVERALL, 10-1 ACC)

Pos.	Starter	Cl.	S	PS	BA
C	Lin Hamilton	Sr.	35	33	.346
1B	Tony Eckerl	Jr.	20	11	.286
2B	Richard Haynes	Sr.	35	32	.273
SS	Kurt Seibert	Fr.	27	23	.316
3B	Pat Fitzsimmons	Jr.	34	19	.277
LF	Charlie Ing	Jr.	28	14	.269
CF	Smiley Sanders	Sr.	38	36	.283
RF	Mike Pulaski	Sr.	37	22	.304
DH	Steve Tucker	So.	23	4	.330

Pos.	Starter	Cl.	S	W-L	ERA
P	Steve Cline	Sr.	13	9-4	1.84
P	Jack Murr	Jr.	11	4-4	2.71
P	Chuck Porter	Fr.	7	4-2	2.58

1975 (33-10 OVERALL, 10-2 ACC)

Pos.	Starter	Cl.	S	PS	BA
C	Tony Eckerl	Sr.	37	30	.304
1B	Brett Terrill	So.	37	32	.234
2B	Billy Wingo	So.	39	35	.371
SS	Kurt Seibert	So.	43	42	.320
3B	Pat Fitzsimmons	Sr.	39	39	.229
LF	Steve Tucker	Jr.	40	38	.285
CF	Denny Walling	Jr.	38	37	.421
RF	Mike Mahoney	Jr.	28	21	.198
DH	Dave Caldwell	Fr.	32	23	.280

Pos.	Starter	Cl.	S	W-L	ERA
P	Chuck Porter	So.	13	8-4	2.66
P	Randy Quintrell	So.	11	7-2	1.50
P	Bob Mahony	Jr.	9	6-1	3.16

1976 (36-15 OVERALL, 10-2 ACC)

Pos.	Starter	Cl.	S	PS	BA
C	Bill Foley	So.	49	47	.303
1B	Steve Nilsson	So.	38	36	.266
2B	Billy Wingo	Jr.	45	45	.214
SS	Kurt Seibert	Jr.	44	44	.344
3B	Robert Bonnette	Fr.	50	43	.295

LF Dave Caldwell	So.	50	50	.321
CF Steve Tucker	Sr.	48	48	.350
RF Greg Belk	Sr.	35	20	.215
DH Alan Hoover	So.	30	30	.217

Pos.	Starter	Cl.	S	W-L	ERA
P	Chuck Porter	Jr.	14	12-0	2.19
P	Ron Musselman	Jr.	14	8-3	2.11
P	Randy Quintrell	Jr.	10	5-5	3.79

1977 (42-10 OVERALL, 9-1 ACC)

Pos.	Starter	Cl.	S	PS	BA
C	Bill Foley	Jr.	51	41	.315
1B	Steve Nilsson	Jr.	51	51	.249
2B	Billy Wingo	Sr.	45	45	.333
SS	Robert Bonnette	So.	52	51	.324
3B	Pete Peltz	Jr.	51	50	.329
LF	Neil Simons	Fr.	50	20	.376
CF	Billy Weems	Fr.	37	27	.340
RF	Dave Caldwell	Jr.	40	9	.284
DH	Bill Schroeder	Fr.	36	17	.272

Pos.	Starter	Cl.	S	W-L	ERA
P	Ron Musselman	Sr.	15	12-2	3.14
P	Brian Snyder	Fr.	9	4-1	1.19
P	Tommy Qualters	Jr.	8	6-0	4.14
P	Randy Quintrell	Sr.	8	5-3	4.53

1978 (39-14 OVERALL, 10-2 ACC)

Pos.	Starter	Cl.	S	PS	BA
C	Bill Schroeder	So.	43	41	.305
1B	Steve Nilsson	Sr.	48	48	.300
2B	Robbie Allen	Fr.	30	27	.236
SS	Robert Bonnette	Jr.	53	50	.320
3B	Pete Peltz	Sr.	49	46	.337
LF	Neil Simons	So.	51	40	.293
CF	Billy Weems	So.	45	41	.333
RF	Tony Masone	So.	48	42	.328
DH	Alan Hoover	Sr.	27	27	.313

Pos.	Starter	Cl.	S	W-L	ERA
P	Mike Sullivan	So.	13	7-2	3.31
P	Mike Brown	Fr.	12	9-2	1.84
P	Brian Snyder	So.	12	7-1	4.41

1979 (40-15 OVERALL, 10-1 ACC)

Pos.	Starter	Cl.	S	PS	BA
C	Bill Schroeder	Jr.	42	30	.318
1B	Greg Guin	Fr.	49	49	.259
2B	Tim Teufel	Jr.	52	50	.350
SS	Robbie Allen	So.	53	53	.297
3B	Robert Bonnette	Sr.	53	53	.284
LF	Billy Weems	Jr.	38	36	.246
CF	Neil Simons	Jr.	53	51	.355
RF	Tony Masone	Jr.	54	52	.330
DH	Dave Buffamoyer	Sr.	55	28	.343

Pos.	Starter	Cl.	S	W-L	ERA
P	Brian Snyder	Jr.	14	7-4	3.76
P	Mike Sullivan	Jr.	13	10-0	1.98
P	Mike Brown	So.	13	5-4	4.82

1980 (38-21 OVERALL, 6-5 ACC)

Pos.	Starter	Cl.	S	PS	BA
C	Dave Lemaster	Fr.	36	36	.315
1B	Greg Guin	So.	50	50	.266
2B	Tim Teufel	Sr.	46	46	.387
SS	Robbie Allen	Jr.	48	48	.251
3B	Frank Russ	Fr.	57	36	.327
LF	Billy Weems	Sr.	59	58	.328
CF	Neil Simons	Sr.	59	59	.317
RF	Glenn Gallagher	Fr.	53	41	.287
DH	Jimmy Key	Fr.	26	22	.272

Pos.	Starter	Cl.	S	W-L	ERA
P	Mike Brown	Jr.	15	9-3	3.17
P	Jimmy Key	Fr.	15	7-5	2.99
P	Bobby Kenyon	Jr.	12	8-3	

YEAR-BY-YEAR STARTING LINEUPS

Pos.	Starter	Cl.	S	W-L	ERA
P	Bill Steele	Jr.	16	9-3	4.61
P	Oliver Whitaker	Jr.	12	5-3	3.12
P	Alan Botkin	Fr.	10	5-2	5.89
P	Brian Barnes	Fr.	10	3-2	3.68

1987 (54-14-1 OVERALL, 16-5 ACC)

Pos.	Starter	Cl.	S	PS	BA
C	Bert Heffernan	Jr.	63	63	.335
1B	Mike Milchin	Fr.	56	56	.292
2B	Henry Threadgill	So.	40	40	.323
SS	Bill Spiers	Jr.	63	63	.290
3B	Steve Baucom	Sr.	68	68	.347
LF	Ray Williams	Sr.	50	44	.284
CF	Randy Mazey	Jr.	61	61	.327
RF	Jerry Brooks	So.	60	52	.326
DH	Steve Williams	Sr.	32	22	.292

Pos.	Starter	Cl.	S	W-L	ERA
P	Brian Barnes	So.	17	12-3	3.06
P	Alan Botkin	So.	14	9-2	2.54
P	Oliver Whitaker	Sr.	14	9-3	3.48

1988 (54-14 OVERALL, 18-2 ACC)

Pos.	Starter	Cl.	S	PS	BA
C	Bert Heffernan	Sr.	68	61	.337
1B	Mike Milchin	So.	66	66	.370
2B	Henry Threadgill	Jr.	66	66	.297
SS	Rusty Charpia	Jr.	63	63	.310
3B	Jerry Brooks	Jr.	68	41	.373
LF	Burke Fairey	Sr.	42	40	.280
CF	Randy Mazey	Sr.	61	61	.340
RF	Brian Kowitz	Fr.	44	18	.274
DH	Mike Couture	So.	62	24	.344

Pos.	Starter	Cl.	S	W-L	ERA
P	Brian Barnes	Jr.	19	13-2	3.33
P	David Tripp	Fr.	12	7-1	5.19
P	Tim Parker	So.	12	5-1	3.35

1989 (50-20 OVERALL, 13-5 ACC)

Pos.	Starter	Cl.	S	PS	BA
C	Mike Couture	Jr.	69	62	.280
1B	Mike Milchin	Jr.	59	51	.285
2B	Henry Threadgill	Sr.	69	69	.329
SS	Rusty Charpia	Sr.	66	66	.285
3B	Jim Crowley	So.	66	66	.300
LF	Eric Macrina	So.	43	22	.263
CF	Brian Kowitz	So.	68	68	.270
RF	Todd Stefan	So.	59	54	.283
DH	Joe DeBerry	Fr.	48	32	.297

Pos.	Starter	Cl.	S	W-L	ERA
P	Brian Barnes	Sr.	19	16-3	2.22
P	Ron Frazier	So.	15	6-2	3.31
P	Alan Botkin	Sr.	12	5-5	5.32

1990 (43-23 OVERALL, 14-6 ACC)

Pos.	Starter	Cl.	S	PS	BA
C	Jim Anderson	Jr.	39	32	.222
1B	Joe DeBerry	So.	60	35	.359
2B	Todd Stefan	Jr.	48	46	.224
SS	Tim Rigby	Sr.	64	64	.309
3B	Jim Crowley	Jr.	65	58	.327
LF	Kevin Northrup	So.	46	43	.306
CF	Brian Kowitz	Jr.	66	66	.403
RF	Michael Spiers	Jr.	45	35	.277
DH	Eric Macrina	Jr.	50	18	.339

Pos.	Starter	Cl.	S	W-L	ERA
P	Tim Parker	Jr.	17	7-5	2.97
P	David Tripp	Jr.	12	8-5	4.04
P	Brian Faw	Sr.	11	5-3	4.56

1991 (60-10 OVERALL, 18-3 ACC)

Pos.	Starter	Cl.	S	PS	BA
C	Jim Anderson	Sr.	36	36	.287
1B	Eric Macrina	Sr.	68	43	.335
2B	Jim Crowley	Sr.	68	64	.383
SS	Todd Stefan	Sr.	66	66	.348
3B	Jeff Miller	So.	64	64	.297
LF	Billy McMillon	Fr.	54	54	.391
CF	Kevin Northrup	Jr.	66	58	.350
RF	Michael Spiers	Sr.	64	61	.364
DH	Joe DeBerry	Jr.	62	36	.342

Pos.	Starter	Cl.	S	W-L	ERA
P	Jason Angel	So.	16	14-2	2.33
P	Aaron Jersild	Jr.	14	8-0	4.04

P	Mike Kimbrell	Sr.	12	11-0	3.56
---	---------------	-----	----	------	------

1992 (50-14 OVERALL, 19-5 ACC)

Pos.	Starter	Cl.	S	PS	BA
C	Mike Lockhart	Jr.	47	47	.282
1B	Billy McMillon	So.	32	25	.372
2B	Joe Taylor	Jr.	53	53	.315
SS	Ted Corbin	Jr.	55	55	.372
3B	Jeff Miller	Jr.	54	50	.267
LF	Shawn Satterfield	Jr.	51	47	.296
CF	Kevin Northrup	Sr.	64	64	.382
RF	Keith Williams	So.	61	60	.296
DH	Chad Phillips	Jr.	40	30	.288

Pos.	Starter	Cl.	S	W-L	ERA
P	Jason Angel	Jr.	17	9-3	3.42
P	Scott Miller	Jr.	15	11-1	3.30
P	Andy Taulbee	Fr.	12	5-2	2.27

1993 (45-20 OVERALL, 11-11 ACC)

Pos.	Starter	Cl.	S	PS	BA
C	Andy Monin	Jr.	28	28	.309
1B	Shane Monahan	Fr.	65	33	.372
2B	Jeff Morris	Sr.	63	58	.356
SS	Joe Taylor	Sr.	59	51	.277
3B	Jeff Miller	Sr.	50	49	.250
LF	Billy McMillon	Jr.	57	56	.377
CF	Keith Williams	Jr.	65	63	.365
RF	Shawn Satterfield	Sr.	28	22	.277
DH	Mike Hampton	Jr.	31	18	.254

Pos.	Starter	Cl.	S	W-L	ERA
P	Chad Phillips	Sr.	15	12-2	2.98
P	Jeff Sauve	So.	15	6-5	4.76
P	Mike Holtz	Jr.	11	3-4	6.13

1994 (57-18 OVERALL, 20-4 ACC)

Pos.	Starter	Cl.	S	PS	BA
C	Mike Eydenberg	Sr.	53	46	.300
1B	Jason Embler	Fr.	49	49	.237
2B	Eric DeMoura	Fr.	40	39	.222
SS	Seth Brizek	So.	75	75	.247
3B	Mike Hampton	Sr.	75	70	.380
LF	David Miller	So.	71	49	.313
CF	Shane Monahan	So.	75	31	.415
RF	Dexter McCleon	So.	51	31	.234
DH	Andy Monin	Sr.	62	35	.281

Pos.	Starter	Cl.	S	W-L	ERA
P	Andy Taulbee	Jr.	18	12-4	3.61
P	Jason Dawsey	So.	15	6-2	4.16
P	Kris Benson	Fr.	14	7-3	4.24
P	Billy Koch	Fr.	14	4-2	4.62

1995 (54-14 OVERALL, 20-4 ACC)

Pos.	Starter	Cl.	S	PS	BA
C	Matthew LeCroy	Fr.	68	46	.333
1B	David Miller	Jr.	68	67	.380
2B	Doug Livingston	Jr.	66	65	.262
SS	Seth Brizek	Jr.	67	67	.279
3B	Paul Galloway	Jr.	60	58	.324
LF	Gary Burnham	So.	66	66	.344
CF	Shane Monahan	Jr.	67	49	.388
RF	Jerome Robinson	Jr.	52	49	.268
DH	Will Duffie	Jr.	54	32	.294

Pos.	Starter	Cl.	S	W-L	ERA
P	Jason Dawsey	Jr.	19	11-4	2.78
P	Kris Benson	So.	14	8-3	3.20
P	Billy Koch	So.	14	7-2	3.72

1996 (51-17 OVERALL, 17-7 ACC)

Pos.	Starter	Cl.	S	PS	BA
C	Matthew LeCroy	So.	67	45	.316
1B	Jason Embler	Jr.	65	65	.357
2B	Doug Livingston	Sr.	58	58	.341
SS	Kurt Bultmann	Fr.	55	55	.304
3B	Paul Galloway	Sr.	66	65	.294
LF	Gary Burnham	Jr.	68	68	.290
CF	Ontrell McCray	Jr.	25	25	.234
RF	Rusty Rhodes	Sr.	25	25	.260
RF	Jerome Robinson	Sr.	64	52	.303
DH	Will Duffie	Sr.	61	38	.265

Pos.	Starter	Cl.	S	W-L	ERA
P	Kris Benson	Jr.	19	14-2	2.02
P	Ken Vining	Jr.	16	10-3	2.97
P	Billy Koch	Jr.	16	10-5	3.14

1997 (41-23 OVERALL, 13-10 ACC)

Pos.	Starter	Cl.	S	PS	BA
C	Matthew LeCroy	Jr.	64	60	.359
1B	Jason Embler	Sr.	64	64	.305
2B	Brian Holstad	Fr.	63	63	.228
SS	Kurt Bultmann	So.	60	58	.348
3B	Eric DeMoura	Sr.	63	63	.352
LF	Gary Burnham	Sr.	64	64	.391
CF	Nathan Broome	Sr.	43	36	.309
RF	Matt Padgett	So.	62	57	.300
DH	Henri Stanley	Fr.	39	39	.267

Pos.	Starter	Cl.	S	W-L	ERA
P	Ryan Mottl	Fr.	16	10-3	4.73
P	Skip Browning	Fr.	13	6-5	5.11
P	Pat Collins	Fr.	11	4-1	6.89

1998 (43-16 OVERALL, 14-9 ACC)

Pos.	Starter	Cl.	S	PS	BA
C	Brian Ellis	So.	38	35	.374
1B	Jason Harris	Jr.	59	59	.357
2B	Kurt Bultmann	Jr.	58	58	.299
SS	Doug Roper	So.	58	58	.298
3B	Justin Singleton	Fr.	29	29	.370
LF	Peter Nystrom	Fr.	45	41	.309
CF	Patrick Boyd	Fr.	59	59	.344
RF	Matt Padgett	Jr.	58	58	.376
DH	Henri Stanley	So.	29	24	.284

Pos.	Starter	Cl.	S	W-L	ERA
P	Ryan Mottl	So.	16	9-4	4.81
P	Brian Adams	So.	11	6-2	4.22
P	Skip Browning	So.	11	5-3	4.89

1999 (42-27 OVERALL, 13-10 ACC)

Pos.	Starter	Cl.	S	PS	BA
C	Brian Ellis	Jr.	60	56	.265
1B	Jason Harris	Sr.	69	69	.339
2B	Kurt Bultmann	Sr.	68	68	.327
SS	Bradley LeCroy	Jr.	59	57	.286
3B	Khalil Greene	Fr.	68	68	.358
LF	Brian Holstad	Jr.	38	21	.313
CF	Henri Stanley	Jr.	65	35	.296
RF	Justin Singleton	So.	36	36	.237
DH	Patrick Boyd	So.	61	28	.390

YEAR-BY-YEAR STARTING LINEUPS

CF Brad Chalk	Jr.	45	44	.366
RF Wilson Boyd	Fr.	45	39	.285
DH Ben Paulsen	Fr.	46	40	.285

Pos. Starter	Cl.	S	W-L	ERA
P David Kopp	Jr.	18	6-3	3.79
P Ryan Hinson	So.	14	6-2	2.74
P Daniel Moskos	Jr.	10	3-6	3.29

2008 (31-27-1 OVERALL, 11-18-1 ACC)

Pos. Starter	Cl.	S	PS	BA
C Doug Hogan	Sr.	59	59	.271
1B Ben Paulsen	So.	58	58	.310
2B Mike Freeman	So.	52	49	.332
SS Stan Widmann	Jr.	52	52	.238
3B Matt Sanders	Jr.	33	26	.297
LF Jeff Schaus	Fr.	58	52	.315
CF Wilson Boyd	So.	59	52	.300
RF Chris Epps	Fr.	33	27	.218
DH Kyle Parker	Fr.	55	29	.303

Pos. Starter	Cl.	S	W-L	ERA
P D.J. Mitchell	Jr.	14	6-5	3.47
P Graham Stoneburner	Jr.	14	6-5	5.55
P Ryan Hinson	Jr.	10	3-5	4.74

2009 (44-22 OVERALL, 19-11 ACC)

Pos. Starter	Cl.	S	PS	BA
C John Nester	So.	46	46	.304
1B Ben Paulsen	Jr.	66	66	.367
2B Mike Freeman	Jr.	66	66	.328
SS Brad Miller	Fr.	66	66	.273
3B Jason Stolz	Fr.	42	42	.315
LF Jeff Schaus	So.	65	53	.320
CF Wilson Boyd	Jr.	49	21	.341
RF Kyle Parker	So.	60	49	.255
DH Chris Epps	So.	29	25	.297

Pos. Starter	Cl.	S	W-L	ERA
P Chris Dwyer	Fr.	17	5-6	4.92
P Casey Harman	Jr.	13	7-3	3.95
P Trey Delk	Sr.	11	4-1	3.44

2010 (45-25 OVERALL, 18-12 ACC)

Pos. Starter	Cl.	S	PS	BA
C John Nester	Jr.	41	40	.245
1B Richie Shaffer	Fr.	44	36	.323
2B Mike Freeman	Sr.	69	69	.331
SS Brad Miller	So.	69	65	.357
3B John Hinson	So.	57	54	.351
LF Jeff Schaus	Jr.	70	64	.320
CF Wilson Boyd	Sr.	62	29	.301
RF Kyle Parker	Jr.	67	57	.344
DH Chris Epps	Jr.	41	15	.221

Pos. Starter	Cl.	S	W-L	ERA
P Casey Harman	Jr.	19	8-4	3.79
P Scott Weismann	So.	18	9-2	4.90
P Will Lamb	So.	10	4-4	5.02
P Dominic Leone	Fr.	10	3-2	4.78

2011 (43-20 OVERALL, 17-13 ACC)

Pos. Starter	Cl.	S	PS	BA
C Spencer Kieboom	So.	51	42	.282
1B Richie Shaffer	So.	63	57	.315
2B Jason Stolz	Jr.	63	48	.285
SS Brad Miller	Jr.	54	51	.395
3B John Hinson	Jr.	60	57	.331
LF Jeff Schaus	Sr.	63	63	.323
CF Will Lamb	Jr.	59	54	.348
RF Chris Epps	Sr.	57	56	.292
DH Phil Pohl	Jr.	57	37	.333

Pos. Starter	Cl.	S	W-L	ERA
P Justin Sarratt	Sr.	13	7-2	2.57
P Dominic Leone	So.	12	6-2	3.70
P Scott Weismann	Jr.	8	3-5	4.89

2012 (35-28 OVERALL, 16-14 ACC)

Pos. Starter	Cl.	S	PS	BA
C Spencer Kieboom	Jr.	56	50	.250
1B Jon McGibbon	So.	57	55	.233
2B Steve Wilkerson	So.	59	59	.295
SS Jason Stolz	Sr.	63	63	.275
3B Richie Shaffer	Jr.	63	63	.336
LF Jay Baum	Fr.	45	33	.220
CF Thomas Brittle	Jr.	56	56	.298
RF Brad Felder	Sr.	45	45	.263
DH Phil Pohl	Sr.	63	43	.286

Pos. Starter	Cl.	S	W-L	ERA
P Dominic Leone	Jr.	16	7-4	5.25
P Kevin Pohle	So.	14	7-4	3.66
P Kevin Brady	Jr.	11	1-3	2.54

2013 (40-22 OVERALL, 18-12 ACC)

Pos. Starter	Cl.	S	PS	BA
C Garrett Boulware	So.	60	60	.308
1B Jon McGibbon	Jr.	58	58	.285
2B Steve Wilkerson	Jr.	58	57	.291
SS Tyler Krieger	Fr.	62	62	.257
3B Jay Baum	So.	38	32	.228
LF Tyler Slaton	So.	45	44	.263
CF Thomas Brittle	Sr.	61	61	.264
RF Steven Duggar	Fr.	62	62	.300
DH Shane Kennedy	Jr.	62	32	.317

Pos. Starter	Cl.	S	W-L	ERA
P Daniel Gossett	So.	16	10-4	2.56
P Matthew Crownover	Fr.	14	7-3	2.19
P Clate Schmidt	Fr.	11	3-4	5.34

2014 (36-25 OVERALL, 15-14 ACC)

Pos. Starter	Cl.	S	PS	BA
C Chris Okey	Fr.	61	41	.248
1B Shane Kennedy	Sr.	37	37	.218
2B Steve Wilkerson	Sr.	56	56	.317
SS Tyler Krieger	So.	57	49	.338
3B Weston Wilson	Fr.	51	49	.240
LF Jay Baum	Jr.	61	33	.293
CF Tyler Slaton	Jr.	61	61	.274
RF Steven Duggar	So.	61	61	.294
DH Garrett Boulware	Jr.	61	24	.302

Pos. Starter	Cl.	S	W-L	ERA
P Matthew Crownover	So.	16	8-6	2.90
P Daniel Gossett	Jr.	15	7-2	1.93
P Jake Long	Jr.	12	3-3	5.30

2015 (32-29 OVERALL, 16-13 ACC)

Pos. Starter	Cl.	S	PS	BA
C Chris Okey	So.	61	61	.315
1B Andrew Cox	So.	50	50	.237
2B Chase Pinder	Fr.	46	35	.256
SS Eli White	So.	61	61	.297
3B Weston Wilson	So.	50	50	.251
LF Reed Rohlman	Fr.	59	58	.356
CF Tyler Slaton	Sr.	60	60	.236
RF Steven Duggar	Jr.	61	60	.304
DH Tyler Krieger	Jr.	61	37	.339

Pos. Starter	Cl.	S	W-L	ERA
P Matthew Crownover	Jr.	16	10-3	1.82
P Zack Erwin	Jr.	16	7-4	3.04
P Brody Koerner	Jr.	12	4-5	7.55

2016 (44-20 OVERALL, 16-14 ACC)

Pos. Starter	Cl.	S	PS	BA
C Chris Okey	Jr.	64	64	.339
1B Chris Williams	So.	52	39	.245
2B Weston Wilson	Jr.	63	63	.279
SS Eli White	Jr.	64	64	.272
3B Jordan Greene	Fr.	38	25	.235
LF Reed Rohlman	So.	64	57	.274
CF Chase Pinder	So.	64	64	.294
RF Seth Beer	Fr.	62	48	.369
DH Robert Jolly	So.	20	20	.217

Pos. Starter	Cl.	S	W-L	ERA
P Charlie Barnes	So.	16	6-4	4.66
P Clate Schmidt	Sr.	15	8-5	4.83
P Alex Eubanks	Fr.	11	6-5	4.09

2017 (42-21 OVERALL, 17-13 ACC)

Pos. Starter	Cl.	S	PS	BA
C Chris Williams	Jr.	42	36	.261
1B Andrew Cox	Sr.	59	58	.280
2B Jordan Greene	So.	51	50	.263
SS Logan Davidson	Fr.	63	63	.286
3B Grayson Byrd	So.	54	42	.284
LF Reed Rohlman	Jr.	56	36	.361
CF Chase Pinder	Jr.	60	58	.305
RF Seth Beer	So.	63	27	.298
DH Robert Jolly	Jr.	26	17	.280

Pos. Starter	Cl.	S	W-L	ERA
P Pat Krall	Sr.	16	8-3	3.50
P Alex Eubanks	So.	16	7-6	4.09
P Charlie Barnes	Jr.	16	5-5	3.20

2018 (47-16 OVERALL, 22-8 ACC)

Pos. Starter	Cl.	S	PS	BA
C Kyle Wilkie	So.	60	60	.324
1B Chris Williams	Sr.	63	59	.281
2B Jordan Greene	Jr.	40	38	.250
SS Logan Davidson	So.	63	63	.292
3B Patrick Cromwell	Sr.	53	48	.224
LF Drew Wharton	Sr.	62	31	.255
CF Bryce Teodosio	Fr.	24	24	.165
RF Seth Beer	Jr.	63	63	.301
DH Robert Jolly	Sr.	42	29	.228

Pos. Starter	Cl.	S	W-L	ERA
P Brooks Crawford	Jr.	16	8-2	3.24
P Jake Higginbotham	So.	16	6-1	3.47
P Jacob Hennessy	So.	14	4-3	3.91

2019 (35-26 OVERALL, 15-15 ACC)

Pos. Starter	Cl.	S	PS	BA
C Kyle Wilkie	Jr.	56	52	.307
1B Bryar Hawkins	Fr.	46	30	.287
2B Jordan Greene	Sr.	38	36	.248
SS Logan Davidson	Jr.	61	61	.291
3B Grayson Byrd	Sr.	61	21	.316
LF Sam Hall	So.	61	21	.257
CF Bryce Teodosio	So.	54	54	.215
RF Michael Green	So.	27	27	.307
DH Davis Sharpe	Fr.	34	28	.264

Pos. Starter	Cl.	S	W-L	ERA
P Davis Sharpe	Fr.	14	7-4	3.20
P Mat Clark	So.	11	9-3	3.21
P Brooks Crawford	Sr.	10	1-5	6.96

2020 (14-3 OVERALL, 3-0 ACC)

Pos. Starter	Cl.	S	PS	BA
C Adam Hackenberg	So.	17	17	.295
1B Davis Sharpe	So.	13	6	.311
2B Elijah Henderson	So.	17	8	.323
SS James Parker	So.	13	7	.294
3B Bryar Hawkins	So.	13	10	.286
LF Chad Fairey	So.	9	5	.233
CF Bo Majkowski	Jr.	10	9	.152
RF Dylan Brewer	Fr.	15	11	.245
DH Kier Meredith	So.	17	9	.364

Pos. Starter	Cl.	S	W-L	ERA
P Sam Weatherly	Jr.	4	2-0	0.79
P Davis Sharpe	So.	4	1-1	3.93
P Spencer Strider	So.	4	0-0	4.50

Note: Season suspended March 12 and later canceled due to a coronavirus (COVID-19) pandemic.

2021 (25-27 OVERALL, 16-20 ACC)

Pos. Starter	Cl.	S	PS	BA
C Adam Hackenberg	So.	32	25	.258
Jonathan French	Fr.	27	25	.248
1B Davis Sharpe	So.	19	14	.211
2B Sam Hall	Jr.	24	24	.241
SS James Parker	So.	52	52	.324
3B Max Wagner	Fr.	22	22	.214
LF Kier Meredith	So.	47	43	.283
CF Bryce Teodosio	Jr.	50	50	.235
RF Dylan Brewer	Fr.	48	46	.207
DH Caden Grice	Fr.	51	22	.317

Pos. Starter	Cl.	S	W-L	ERA
P Keyshawn Askew	So.	11	1-2	5.84
P Mack Anglin	Fr.	8	2-6	3.99
P Davis Sharpe	So.	6	4-1	5.50
P Carter Raffield	Fr.	6	0-2	5.68
P Ty Olenchuk	Fr.	6	1-4	5.87

2022 (35-23 OVERALL, 13-16 ACC)

Pos. Starter	Cl.	S	PS	BA
C Jonathan French	So.	37	32	.217
1B Bryar Hawkins	Jr.	58	54	.242
2B Blake Wright	So.	39	39	.349
SS Benjamin Blackwell	Jr.	58	58	.327
3B Max Wagner	So.	54	54	.369
LF Cooper Ingle	So.	54	9	.351
CF Dylan Brewer	So.	39	39	.208
RF Caden Grice	So.	58	38	.244
DH Tyler Corbitt	Jr.	51	22	.290

Pos. Starter	Cl.	S	W-L	ERA
P Mack Anglin	So.	15	6-6	4.48
P Billy Barlow	Fr.	15	2-4	4.84

P Nick Clayton	So.	9	0-1	5.97
P Nick Hoffmann	So.	9	3-6	6.40

2023 (44-19 OVERALL, 20-10 ACC)

Pos. Starter	Cl.	S	PS	BA
C Cooper Ingle	Jr.	62	37	.328
1B Caden Grice	Jr.	59	43	.307
2B Riley Bertram	Sr.	63	63	.282
SS Benjamin Blackwell	Sr.	63	63	.301
3B Blake Wright	Jr.	60	60	.250
LF Will Taylor	So.	60	54	.362
CF Cam Cannarella				

HONORS & AWARDS

ABCA ATLANTIC REGION COACH-OF-THE-YEAR

2010 - Jack Leggett

ABCA HALL OF FAME

2014 - Jack Leggett, HC

Note: Year denotes year inducted.

ACC ATHLETE-OF-THE-YEAR

1996 - Kris Benson, P

ACC COACH-OF-THE-YEAR

1954 - Bob Smith

1988 - Bill Wilhelm

1991 - Bill Wilhelm

1994 - Jack Leggett

1995 - Jack Leggett

2006 - Jack Leggett

ACC FRESHMAN-OF-THE-YEAR

1995 - Matthew LeCroy, C

1998 - Patrick Boyd, OF

2016 - Seth Beer, OF

2023 - Cam Cannarella, OF

ACC PITCHER-OF-THE-YEAR

2015 - Matthew Crossover

ACC PLAYER-OF-THE-WEEK

1989 - Brian Barnes, P (5-8)
 Brian Barnes, P (5-22)
 1990 - Tim Parker, P (4-24)
 1991 - Jason Angel, P (4-29)
 Michael Spiers, OF (5-13)
 1992 - Keith Williams, OF (3-16)
 Kevin Northrup, OF (3-23)
 Joe Taylor, 2B (4-13)
 1993 - Billy McMillon, 1B (3-1)
 Jeff Morris, 2B (5-10)
 1994 - Andy Taulbee, P (2-14)
 Andy Taulbee, P (2-21)
 Scott Winchester, P (4-44)
 Mike Holtz, P (4-11)
 David Miller, 1B (4-18)
 Scott Winchester, P (5-2)
 Mike Hampton, 3B (5-16)
 Shane Monahan, OF (5-23)
 Ken Vining, P (5-23)
 1995 - David Miller, 1B (3-6)
 Jason Dawsey, P (3-13)
 Shane Monahan, OF (3-13)
 David Miller, 1B (4-4)
 Jason Dawsey, P (4-10)
 Jamie Eggleston, P (5-1)
 1996 - Kris Benson, P (2-26)
 Kris Benson, P (3-11)
 Kris Benson, P (3-25)
 Kris Benson, P (4-15)
 Kris Benson, P (4-29)
 Kris Benson, P (5-6)
 Billy Koch, P (5-6)
 1997 - Matthew LeCroy, C (2-24)
 1998 - Ryan Mottl, P (3-2)
 Patrick Boyd, OF (3-9)
 Matt Padgett, OF (4-6)
 Brian Ellis, C (4-20)
 Ryan Mottl, P (4-27)
 1999 - Jason Harris, 1B (4-12)
 Chris Heck, P (4-26)
 2000 - Scott Berney, P (2-28)
 Scott Berney, P (3-6)
 Ryan Mottl, P (4-10)
 Nick Glaser, P (4-17)
 Khalil Greene, 3B (5-8)
 2001 - Ryan Riley, 2B (2-26)
 Matt Henrie, P (3-19)
 Steve Reba, P (4-23)
 Matt Henrie, P (5-7)
 Steve Reba, P (5-14)
 Khalil Greene, SS (5-14)
 2002 - Jeff Baker, 3B (2-25)
 Michael Johnson, 1B (3-4)
 Khalil Greene, SS (3-18)
 Khalil Greene, SS (4-29)
 Khalil Greene, SS (5-6)
 2003 - Tyler Lumsden, P (3-3)
 Tyler Lumsden, P (3-10)
 Paul Harrelson, P (4-28)
 Michael Johnson, 1B (4-28)
 Garrick Evans, OF (5-19)

Patrick Hogan, P (5-19)
 2004 - Brad McCann, 3B (3-1)
 Kris Harvey, P (4-5)
 Garrick Evans, OF (4-19)
 2005 - Kris Harvey, DH (3-21)
 Stephen Faris, P (4-18)
 Taylor Harbin, 2B (4-25)
 Josh Cribb, P (5-16)
 Josh Cribb, P (5-23)
 Kris Harvey, DH (5-23)
 2006 - Tyler Colvin, OF (3-27)
 Andy D'Alessio, 1B (4-3)
 Josh Cribb, P (4-10)
 Marquez Smith, 3B (5-1)
 Andy D'Alessio, 1B (5-15)
 Tyler Colvin, OF (5-22)
 2007 - Doug Hogan, C (4-30)
 Marquez Smith, 3B (5-7)
 Andy D'Alessio, 1B (5-14)
 2008 - Graham Stoneburner, P (3-24)
 Ryan Hinson, P (3-31)
 Kyle Parker, OF/INF (4-28)
 2009 - Justin Sarratt, P (4-6)
 Chris Dwyer, P (4-13)
 Kyle Parker, OF (4-13)
 Jeff Schaus, OF (4-27)
 2010 - Kyle Parker, OF (3-22)
 Kyle Parker, OF (5-10)
 Wilson Boyd, OF (5-24)
 2011 - Richie Shaffer, 1B (4-4)
 Brad Miller, SS (4-11)
 Brad Miller, SS (5-2)
 Justin Sarratt, P (5-2)
 Brad Miller, SS (5-16)
 Chris Epps, OF (5-23)
 2012 - Richie Shaffer, 3B (3-5)
 Richie Shaffer, 3B (4-2)
 Richie Shaffer, 3B (4-9)
 Spencer Kieboom, C (4-30)
 2013 - Garrett Boulware, C (3-25)
 Matthew Crossover, P (5-13)
 Daniel Gossett, P (5-20)
 2014 - Steve Wilkerson, 2B (3-31)
 Daniel Gossett, P (4-21)
 Daniel Gossett, P (5-12)
 2015 - Weston Wilson, 3B (3-2)
 Matthew Crossover, P (3-23)
 Chris Okey, C (4-13)
 Matthew Crossover, P (5-4)
 Reed Rohlman, OF (5-18)
 2016 - Alex Eubanks, P (3-7)
 Seth Beer, OF (3-21)
 Pat Krall, P (4-4)
 Pat Krall, P (5-9)
 2017 - Chris Williams, C (3-20)
 Alex Eubanks, P (3-27)
 Reed Rohlman, OF (4-3)
 Charlie Barnes, P (4-10)
 Alex Eubanks, P (4-24)
 2018 - Seth Beer, OF (3-12)
 Seth Beer, OF (4-2)
 Logan Davidson, SS (4-30)
 Seth Beer, OF (5-21)
 2019 - Davis Sharpe, P/1B (2-18)
 Grayson Byrd, OF/1B (4-1)
 Grayson Byrd, OF/1B (5-20)
 2020 - Kier Meredith, OF (3-2)
 2021 - Caden Grice, 1B/LHP (3-29)
 Mack Anglin, P (4-26)
 Caden Grice, 1B/LHP (5-3)
 2022 - Max Wagner, 3B (4-25)
 Max Wagner, 3B (5-2)
 2023 - Caden Grice, LHP/1B (3-27)
 Caden Grice, LHP/1B (5-1)
 Billy Amick, INF (5-15)
 Billy Amick, INF (5-22)
 2024 - Blake Wright, 3B (3-25)
 Aidan Knaak, P (4-8)
 Aidan Knaak, P (4-15)
 Cam Cannarella, OF (4-29)
 Blake Wright, 3B (5-6)

ACC PLAYER-OF-THE-YEAR

1973 - Craig White, OF
 1974 - Steve Cline, P
 1975 - Denny Walling, OF
 1976 - Chuck Porter, P
 1985 - Jim McCollom, 1B
 1986 - Chuck Baldwin, 1B

1989 - Brian Barnes, P
 1990 - Brian Kowitz, OF
 1995 - Shane Monahan, OF
 1996 - Kris Benson, P
 2002 - Khalil Greene, SS
 2011 - Brad Miller, SS
 2016 - Seth Beer, OF
 2022 - Max Wagner, 3B

ACC TOURNAMENT MVP

1989 - Brian Barnes, P
 1991 - Michael Spiers, OF
 1993 - Jeff Morris, 2B
 1994 - Shane Monahan, OF
 2006 - Tyler Colvin, OF
 2016 - Mike Triller, OF
 2023 - Caden Grice, LHP/1B

ALL-ACC TOURNAMENT

1987 - Chuck Baldwin, 2B
 Bert Heffernan, C
 1988 - Brian Kowitz, DH
 1989 - Brian Barnes, P
 Rusty Charpia, SS
 Brian Kowitz, OF
 Mike Milchin, 1B
 Henry Threadgill, 2B
 1990 - Brian Kowitz, OF
 Tim Riggsby, SS
 1991 - Jason Angel, P
 Jim Crowley, 2B
 Eric Macrina, DH
 Scott Miller, P
 Michael Spiers, OF
 1992 - Aaron Jersild, P
 Kevin Northrup, OF
 Joe Taylor, 2B
 1993 - Billy McMillon, OF
 Jeff Morris, 2B
 Andy Taulbee, P
 Keith Williams, OF
 1994 - Mike Hampton, 3B
 Shane Monahan, OF
 Ken Vining, P
 1995 - Gary Burnham, OF
 Paul Galloway, 3B
 Ken Vining, P
 1996 - Jason Embler, 1B
 Doug Livingston, 2B
 1997 - Gary Burnham, OF
 1999 - Patrick Boyd, OF
 Khalil Greene, 3B
 2000 - Jeff Baker, UT/DH
 Patrick Boyd, OF
 Khalil Greene, 3B
 Ryan Mottl, P
 2002 - Khalil Greene, SS
 Michael Johnson, 1B
 Steve Reba, P
 2004 - Brad McCann, 3B
 Travis Storer, 2B
 2005 - Josh Cribb, P
 2006 - Brad Chalk, OF
 Sean Clark, P
 Tyler Colvin, OF
 Taylor Harbin, 2B
 D.J. Mitchell, OF
 Marquez Smith, 3B
 2007 - David Kopp, P
 2009 - Wilson Boyd, OF
 Casey Harman, P
 2011 - Chris Epps, OF
 2012 - Jon McGibbon, 1B
 2013 - Garrett Boulware, C
 2016 - Pat Krall, P
 Reed Rohlman, OF
 Clate Schmidt, P
 Mike Triller, OF
 2018 - Seth Beer, OF
 Logan Davidson, SS
 Chris Williams, 1B
 2019 - Mat Clark, P
 2021 - Bryce Teodosio, OF
 2023 - Riley Bertram, 2B
 Cam Cannarella, OF
 Caden Grice, DH/UT
 Cooper Ingle, C

ALL-ATLANTIC REGION

1954 - Doug Kingsmore, OF (1)
 Billy O'Dell, P (1)
 1958 - Harold Stowe, P (1)
 Fred DeBerry, 1B (2)
 Bailey Hendley, OF (2)
 Bud Spiers, SS (2)
 1959 - Doug Hoffman, OF (1)
 Harold Stowe, P (1)
 1960 - Ty Cline, OF (1)
 Dave Lynn, C (1)
 1965 - Rusty Adkins, OF (1)
 Jack McCall, SS (1)
 1966 - Rusty Adkins, 2B (1)
 1967 - Rusty Adkins, 2B (1)
 Garry Helms, SS (3)
 1971 - Rusty Gerhardt, P (1)
 Craig White, OF (1)
 1973 - Craig White, OF (1)
 Lin Hamilton, C (2)
 Richard Haynes, 2B (2)
 1974 - Lin Hamilton, C (1)
 Smiley Sanders, OF (2)
 1975 - Denny Walling, CF (1)
 1976 - Chuck Porter, P (1)
 Kurt Siebert, SS (1)
 1977 - Dave Caldwell, OF (1)
 Bill Foley, C (1)
 1978 - Dave Buffamoyer, DH (1)
 Tony Masone, OF (1)
 Neil Simons, OF (1)
 Mike Sullivan, P (1)
 Billy Weems, OF (1)
 1979 - Dave Buffamoyer, C (1)
 Tony Masone, OF (1)
 Neil Simons, OF (1)
 Mike Sullivan, P (1)
 1980 - Mike Brown, P (1)
 Neil Simons, OF (1)
 Tim Teufel, 2B (1)
 1983 - Bob Pauling, 1B (1)
 1985 - Jim McCollom, 1B (1)
 1986 - Chuck Baldwin, 1B (1)
 1987 - Bill Spiers, SS (1)
 1989 - Brian Barnes, P (1)
 1990 - Brian Kowitz, OF (1)
 1991 - Jim Crowley, 2B (1)
 Eric Macrina, DH (1)
 Billy McMillon, OF (1)
 Joe DeBerry, DH (2)
 Eric Macrina, 1B (2)
 1992 - Kevin Northrup, OF (1)
 1993 - Jeff Morris, 2B (1)
 Keith Williams, OF (1)
 Billy McMillon, OF (2)
 Shane Monahan, 1B (2)
 1994 - Mike Hampton, 3B (1)
 Shane Monahan, OF (1)
 Andy Taulbee, P (2)
 1995 - Jason Dawsey, P (1)
 David Miller, 1B (1)
 Shane Monahan, OF (1)
 Scott Winchester, P (1)
 Gary Burnham, OF (2)
 Matthew LeCroy, C (2)
 1996 - Kris Benson, P (1)
 Matthew LeCroy, C (1)
 1997 - Matthew LeCroy, C (1)
 Gary Burham, OF (2)
 1998 - Scott Clackum, P (1)
 Matt Padgett, OF (1)
 1999 - Patrick Boyd, OF (1)
 2000 - Jeff Baker, SS (3)
 2001 - Jeff Baker, 3B (1)
 Steve Reba, P (1)
 2002 - Khalil Greene, SS (1)
 Michael Johnson, 1B (1)
 Steve Reba, P (1)
 Jeff Baker, 3B (2)
 2003 - Michael Johnson, 1B (1)
 2005 - Kris Harvey, DH (1)
 Taylor Harbin, 2B (2)
 2006 - Tyler Colvin, OF (1)
 Josh Cribb, P (1)
 Andy D'Alessio, 1B (1)
 2010 - Kyle Parker, OF (1)
 2011 - Brad Miller, SS (1)
 Richie Shaffer, 1B (2)
 2012 - Richie Shaffer, 1B (1)

ACC POTW HONORS

Player	#	Years
Kris Benson	6	1994-96
Khalil Greene	5	1999-02
Kyle Parker	4	2008-10
Richie Shaffer	4	2010-12
Seth Beer	4	2016-18
Caden Grice	4	2021-23
David Miller	3	1993-95
Ryan Mottl	3	1997-00
Kris Harvey	3	2003-05
Josh Cribb	3	2003-06
Andy D'Alessio	3	2004-07
Brad Miller	3	2009-11
Daniel Gossett	3	2012-14
Matthew Crossover	3	2013-15
Alex Eubanks	3	2016,17

Note: Since 1989.

Phil Pohl, DH (2)
 2014 - Daniel Gossett, P (1)
 2015 - Matthew Crossover, P (1)
 Chris Okey, C (2)
 Reed Rohlman, OF (2)
 2016 - Seth Beer, OF (1)
 Chris Okey, C (2)
 2017 - Seth Beer, OF (2)
 Reed Rohlman, OF (2)
 2018 - Seth Beer, OF (1)
 Ryley Gilliam, P (1)
 Logan Davidson, SS (2)
 2019 - Grayson Byrd, OF (1)
 Mat Clark, P (1)
 Logan Davidson, SS (2)
 2022 - Max Wagner, 3B (1)
 Blake Wright, 2B (2)
 2023 - Billy Amick, DH (1)
 Caden Grice, P (1)
 Cam Cannarella, OF (2)
 2024 - Blake Wright, 3B (1)
 Aidan Knaak, P (2)

ALL-COLLEGE WORLD SERIES

1959 - Bailey Hendley, P/OF
 Doug Hoffman, OF
 Harold Stowe, P
 1977 - Dave Caldwell, OF
 2002 - Michael Johnson, 1B
 2010 - John Hinson, 3B

ALL-DECADE (NATIONAL)

2010s - Seth Beer, OF
 Note: D1Baseball.

ALL-DECADE (ACC)

2010s - Seth Beer, OF
 Matthew Crossover, SP
 Note: D1Baseball.

BOB BRADLEY AWARD

(South Carolina Series MVP)
 2001 - Jeff Baker, 3B
 2002 - Michael Johnson, 1B
 2003 - Michael Johnson, 1B
 2004 - Herman Demmink, 2B
 2005 - Tyler Colvin, OF
 2006 - Daniel Moskos, P
 2007 - Wilson Boyd, OF
 2008 - Wilson Boyd, OF
 2009 - Kyle Parker, OF
 2010 - Chris Epps, OF
 2011 - Spencer Kieboom, C
 2012 - Richie Shaffer, 3B
 2013 - Clate Schmidt, P
 2014 - Tyler Slaton, OF
 2015 - Brody Koerner, P
 2016 - Chase Pinder, OF
 2017 - Seth Beer, OF
 2018 - Logan Davidson, SS
 2019 - Sam Hall, OF
 2020 - Sam Weatherly, P
 2021 - James Parker, SS
 2022 - Bryar Hawkins, 1B
 2023 - Cam Cannarella, OF
 2024 - Andrew Ciupo, SS



HONORS & AWARDS

BRANDON STREETER AWARD

2024 - Cam Cannarella

BROOKS WALLACE AWARD

(Nation's Best Shortstop)

2011 - Brad Miller

CLEMSON HALL OF FAME

1973 - Frank Howard, HC
Billy O'Dell, P
1974 - Joe Landrum, P
1977 - Rusty Adkins, OF
Frank Gillespie, 1B
1978 - Ty Cline, OF
Ray Mathews, OF
1979 - Jess Neely, HC
Flint Rhem, P
Harold Stowe, P
1980 - Doug Hoffman, OF
Suzie Owens
1981 - John Heisman, HC
1982 - Rusty Gerhardt, P
1984 - Walter Cox, HC
Dick Hendley, C
1985 - Doug Kingsmore, OF
1988 - Bob Smith, HC
Craig White, OF
1991 - Dude Buchanan, 1B
1993 - Gene Moore, C
1994 - Bob Paulling, 1B
Dewey Quinn, 3B
1997 - Neil Simons, OF
1998 - Bill Spiers, SS
1999 - Jimmy Key, P
2002 - Bert Heffernan, C
2003 - Smiley Sanders, OF
2004 - Brian Barnes, P
2005 - Kris Benson, P
2007 - Khalil Greene, 3B/SS
2008 - Billy Wingo, 2B
2011 - Shane Monahan, OF
2012 - Billy McMillon, OF
Bill Wilhelm, HC
2013 - Matthew LeCroy, C
Ray Williams, OF
2015 - Tim Teufel, 2B
2016 - Denny Walling, OF
2018 - Jeff Baker, SS/3B
2019 - Brian Kowitz, OF
2020 - Jack Leggett, HC
2022 - Brad Miller, SS
2023 - Gary Burnham, OF
Kyle Parker, OF
2024 - Michael Johnson, 1B
Note: Year denotes year inducted.

CLEMSON RING OF HONOR

1995 - Rusty Adkins, OF
2013 - Bill Wilhelm, HC
Note: Year denotes year inducted.

DEDICATION AWARD

(Team Strength Training)

1995 - Scott Winchester, P
1996 - Gary Burnham, OF
1997 - Gary Burnham, OF
1998 - Matt Padgett, OF
1999 - Jason Harris, 1B
2000 - Brian Ellis, C
2001 - B.J. LaMura, P
2002 - Khalil Greene, SS
2003 - Herman Demmink, 2B
Kyle Frank, OF
2004 - Herman Demmink, 2B
2005 - Herman Demmink, 3B
2006 - Herman Demmink, 3B
2007 - Chris Fidrych, P
2008 - Doug Hogan, C
2009 - Justin Sarratt, P
2010 - Tomas Cruz, P
2011 - Phil Pohl, DH
2012 - Mike Triller, OF
2013 - Daniel Gossett, P
2014 - Kevin Pohle, P
2015 - Matthew Crownover, P
2016 - Pat Krall, P
2017 - Chris Williams, C
2018 - Jacob Hennessy, P

JOHN OLERUD AWARD

(Nation's Best Two-Way Player)

2023 - Caden Grice

MITCHELL AWARD

(Team Most Valuable Player)

1962 - Buddy Nixon, 1B
1963 - Dave Ellison, OF
1964 - Ben Marsella, 3B
1965 - Tommy Chapman, P
1966 - Ellis Dantzler, 1B
1967 - Rusty Adkins, 2B
1968 - Nelson Gibson, P
1969 - Craig White, OF
1970 - Rusty Gerhardt, P
1971 - Rusty Gerhardt, P
1972 - Rusty Gerhardt, P
1973 - Craig White, OF
1974 - Steve Cline, P
1975 - Denny Walling, OF
1976 - Chuck Porter, P
1977 - Bill Foley, C
1978 - Tony Mason, OF
1979 - David Buffamoyer, C
1980 - Tim Teufel, 2B
1981 - Greg Guin, 1B
1982 - Jimmy Key, P/DH
1983 - Bob Paulling, 1B
1984 - Chuck Baldwin, 2B
1985 - Jim McCollom, 1B
1986 - Chuck Baldwin, 1B
1987 - Steve Baucom, 3B
1988 - Jerry Brooks, 3B
1989 - Henry Threadgill, 2B
1990 - Brian Kowitz, OF
1991 - Todd Stefan, SS
1992 - Kevin Northrup, OF
1993 - Keith Williams, OF
1994 - Mike Hampton, 3B
1995 - David Miller, 1B
1996 - Kris Benson, P
Doug Livingston, 2B
1997 - Gary Burnham, OF
1998 - Matt Padgett, OF
1999 - Kurt Bultmann, 2B
2000 - Khalil Greene, 3B
2001 - Casey Stone, OF
2002 - Khalil Greene, SS
2003 - Michael Johnson, 1B
2004 - Brad McCann, 3B
2005 - Kris Harvey, DH/P
2006 - Tyler Colvin, OF
2007 - Doug Hogan, C
2008 - Doug Hogan, C
2009 - Ben Paulsen, 1B
2010 - Mike Freeman, 2B
2011 - Brad Miller, SS
2012 - Richie Shaffer, 3B
2013 - Garrett Boulware, C
2014 - Steve Wilkerson, 2B
2015 - Chris Okey, C
2016 - Seth Beer, OF
2017 - Reed Rohlman, OF
2018 - Logan Davidson, SS
2019 - Logan Davidson, SS
2020 - Elijah Henderson, OF/INF
Kier Meredith, OF
2021 - Caden Grice, 1B/LHP
2022 - Max Wagner, 3B
2023 - Caden Grice, LHP/1B
2024 - Blake Wright, 3B

NATIONAL COLLEGE BASEBALL HALL OF FAME

2011 - Bill Wilhelm, HC
2021 - Rusty Adkins, INF
Note: Year denotes year inducted.

NATIONAL FRESHMAN-OF-THE-YEAR

Baseball America

2016 - Seth Beer, OF

College Sports Madness

2016 - Seth Beer, OF

Collegiate Baseball

2016 - Seth Beer, OF

D1Baseball

2016 - Seth Beer, OF

Perfect Game

2016 - Seth Beer, OF

NATIONAL FRESHMAN PITCHER-OF-THE-YEAR

NCBWA

2024 - Aidan Knaak

NATIONAL PLAYER-OF-THE-WEEK

2002 - Khalil Greene, SS (3-18)
Jeff Baker, 3B (4-8)
Khalil Greene, SS (5-6)
2004 - Brad McCann, 3B (5-17)
2005 - Kris Harvey, DH-P (3-21)
2006 - Andy D'Alessio, 1B (4-3)
Marquez Smith, 3B (5-1)
Andy D'Alessio, 1B (5-15)
Tyler Colvin, OF (5-22)
2007 - Andy D'Alessio, 1B (5-14)
2008 - Doug Hogan, C (3-24)
Graham Stoneburner, P (3-24)
2009 - Chris Dwyer, P (4-14)
Jeff Schaus, OF (4-28)
2010 - Casey Harman, P (3-22)
2011 - Brad Miller, SS (4-11)
2012 - Daniel Gossett, P (4-9)
Richie Shaffer, 3B (4-9)
2014 - Daniel Gossett, P (5-12)
2016 - Seth Beer, OF (3-14)
Pat Krall, P (5-9)
Mike Triller, OF (5-30)
2018 - Seth Beer, OF (4-2)
Logan Davidson, SS (5-14)
Seth Beer, OF (5-21)
Chris Williams, 1B (5-28)
2019 - Davis Sharpe, P/1B (2-25)
Grayson Byrd, INF/OF (5-20)
Mat Clark, P (5-27)
2020 - Sam Weatherly, P (2-24)
Sam Weatherly, P (3-2)
Davis Sharpe, P/1B (3-16)
2021 - Caden Grice, 1B/LHP (3-8)
Dylan Brewer, OF/1B (4-5)
Caden Grice, 1B/LHP (5-3)
Bryce Teodosio, OF (5-31)
2022 - Max Wagner, 3B (4-25)
Max Wagner, 3B (5-2)
2023 - Caden Grice, LHP/1B (3-27)
Caden Grice, LHP/1B (5-1)
Billy Amick, INF (5-15)
Caden Grice, LHP/1B (5-29)
2024 - Blake Wright, 3B (3-25)

OLYMPIANS

1988 - Mike Milchin, P
1996 - Kris Benson, P
Billy Koch, P
Matthew LeCroy, C

PAN AMERICAN GAMES

1959 - Ty Cline, P/OF
1967 - John Curtis, P
1979 - Brian Snyder, P
1987 - Bert Heffernan, C
Bill Spiers*, SS
1991 - Billy McMillon*, OF
1999 - Matthew LeCroy, C
* - invited but did not participate

RAWLINGS ACC TOURNEY BATTING CHAMPION

1989 - Henry Threadgill, 2B
1991 - Michael Spiers, OF
1992 - Ted Corbin, SS

RAWLINGS GOLD GLOVE AWARD

2012 - Spencer Kieboom, C

STATE OF SOUTH CAROLINA ATHLETIC HALL OF FAME

1976 - Billy O'Dell
1995 - Rusty Adkins
2006 - Jimmy Key
2007 - Bill Spiers
2009 - Ty Cline
2012 - Bill Wilhelm
2016 - Flint Rhem
2017 - Kris Benson
2019 - Shane Monahan
2024 - Jack Leggett

STOWE AWARD

(Team Most Valuable Pitcher)

1984 - Scott Parrish
1985 - George Stone
1986 - Oliver Whitaker
1987 - Brian Barnes
1988 - Brian Barnes
1989 - Brian Barnes
1990 - Tim Parker
1991 - Mike Kimbrell
1992 - Paxton Briley
1993 - Chad Phillips
1994 - Andy Taulbee
1995 - Jason Dawsey
1996 - Kris Benson
1997 - Ryan Mottl
1998 - Scott Clackum
1999 - Mike Paradis
2000 - Ryan Mottl
2001 - Steve Reba
2002 - Matt Henrie
Steve Reba
2003 - Patrick Hogan
2004 - Patrick Hogan
2005 - Josh Cribb
2006 - Josh Cribb
2007 - Daniel Moskos
2008 - D.J. Mitchell
2009 - Casey Harman
2010 - Casey Harman
2011 - Justin Sarratt
2012 - Scott Firth
2013 - Daniel Gossett
2014 - Daniel Gossett
2015 - Matthew Crownover
2016 - Pat Krall
2017 - Charlie Barnes
2018 - Ryan Miller
2019 - Mat Clark
2020 - Sam Weatherly
2021 - Nick Hoffmann
2022 - Mack Anglin
2023 - Nick Clayton
2024 - Austin Gordon

TEAM DEFENSIVE MVP AWARD

2023 - Cooper Ingle, C/OF
2024 - Jacob Hinderleider, SS
Alden Mathes, OF

TEAM INSPIRATION AWARD

2023 - Riley Bertram, INF
2024 - Cam Cannarella, OF

TEAM MOST IMPROVED AWARD

2023 - Will Taylor, OF
2024 - Tristan Bissetta, OF

TEAM NEWCOMER AWARD

2023 - Cam Cannarella, OF
2024 - Aidan Knaak, P

TEAM OFFENSIVE MVP AWARD

2023 - Billy Amick, INF
2024 - Jimmy Obertop, C/INF

TEAM TEAMMATE & SERVICE AWARD

2023 - Jackson Lindley, P
2024 - Ty Olenchuk, P

TIGER BASEBALL AWARD

(Team Leadership)

1995 - Gary Burnham, OF
Paul Galloway, 3B
1996 - Paul Galloway, 3B
1997 - Jason Emblar, 1B
1998 - Derek Borgert, C
1999 - Derek Borgert, C
2000 - Brian Holstad, INF/OF
2001 - Casey Stone, OF
2002 - Michael Johnson, 1B
2003 - Kyle Frank, OF
2004 - Russell Triplett, SS
2005 - Taylor Harbin, 2B
2006 - Brad Chalk, OF
2007 - Taylor Harbin, SS
2008 - Matt Vaughn, P
2009 - Matt Vaughn, P
2010 - Wilson Boyd, OF

2011 - John Hinson, 3B
Phil Pohl, DH
2012 - Phil Pohl, DH
2013 - Matthew Crownover, P
2014 - Tyler Slaton, OF
2015 - Tyler Krieger, SS
2016 - Chris Okey, C
2017 - Andrew Cox, 1B
2018 - Kyle Wilkie, C
2019 - Carson Spiers, P
2020 - Adam Hackenberg, C
2021 - James Parker, SS
2022 - Blake Wright, 2B
2023 - Ryan Ammons, P
2024 - Matthew Marchal, P

USA COLLEGIATE NATIONAL TEAM

1982 - Jimmy Key, P
1987 - Bert Heffernan, C
1988 - Mike Milchin*, P
1994 - Shane Monahan, OF
1995 - Matthew LeCroy, C
1996 - Kris Benson*, P
Billy Koch*, P
Matthew LeCroy*, C
1997 - Ryan Mottl, P
1998 - Patrick Boyd, OF
Ryan Mottl, P
2000 - Jeff Baker, SS
Patrick Boyd, OF
2001 - Jeff Baker, 3B
2006 - Daniel Moskos, P
2009 - Brad Miller, INF
2010 - Brad Miller, INF
2014 - Chris Okey, C
2015 - Chris Okey, C
2016 - Seth Beer, OF
2017 - Seth Beer, OF
Ryley Gilliam, P
2021 - Caden Grice, 1B/LHP
2024 - Cam Cannarella, OF
Aidan Knaak, P
* - Olympic Games

WORLD UNIVERSITY GAMES

1977 - Dave Caldwell, OF
Bill Foley, C
2007 - Tyler Colvin, OF



ALL-AMERICA TIGER STATS

RUSTY ADKINS, OF/2B

Second-Team ABCA, 1965; Third-Team ABCA, 1966; First-Team ABCA, 1967

Year	G	AB	R	H	2B	3B	HR	RBI	SB	BB	SO	Avg.
1965	30	126	30	56	10	4	3	25	12	12	0	.444
1966	29	121	39	44	5	6	2	17	9	20	7	.364
1967	38	149	40	50	7	7	6	24	17	27	9	.336
Totals	97	396	109	150	22	17	11	66	38	59	16	.379

BILLY AMICK, INF

First-Team College Baseball Foundation, 2023; First-Team Collegiate Baseball, 2023; First-Team NCBWA, 2023; Second-Team ABCA, 2023; Third-Team Perfect Game, 2023

Year	GP-S	AB	R	H	2B	3B	HR	TB	RBI	SB	BB	SO	Avg.
2022	9-3	19	1	2	0	0	0	2	0	0-0	0	11	.105
2023	46-42	167	37	69	17	2	13	129	63	2-2	13	32	.413
Totals	55-45	186	38	71	17	2	13	131	63	2-2	13	43	.382

JASON ANGEL, P

Second-Team Baseball America, 1991

Year	G	GS	CG	SH	SV	IP	H	R	ER	ERA	SO	BB	W-L	Pct.
1990	10	1	0	0	0	14.2	14	8	8	4.91	14	9	2-1	.667
1991	20	16	3	2	0	108.0	75	35	28	2.33	66	36	14-2	.875
1992	18	17	1	0	0	105.1	106	54	40	3.42	76	45	9-3	.750
Totals	48	34	4	2	0	228.0	195	97	76	3.00	156	90	25-6	.806

JEFF BAKER, SS/3B

First-Team Baseball America, 2001; First-Team Collegiate Baseball, 2001; Second-Team ABCA, 2001; Second-Team Sporting News, 2001; Second-Team USA Today, 2001; First-Team Baseball America, 2002; First-Team NCBWA, 2002; Third-Team Collegiate Baseball, 2002

Year	GP-S	AB	R	H	2B	3B	HR	TB	RBI	SB	BB	SO	Avg.
2000	68-67	275	54	86	16	0	11	135	64	4-4	26	54	.313
2001	60-60	233	66	86	13	2	23	172	75	5-9	38	38	.369
2002	68-67	265	71	86	12	2	25	177	87	17-24	40	59	.325
Totals	196-194	773	191	258	41	4	59	484	226	26-37	98	151	.334

CHUCK BALDWIN, 1B

Second-Team ABCA, 1986; Second-Team Baseball America, 1986

Year	G	AB	R	H	2B	3B	HR	RBI	SB	BB	SO	Avg.
1984	51	194	31	69	12	3	0	33	4-6	13	13	.356
1985	62	252	39	66	12	3	4	33	3-6	13	21	.262
1986	63	289	64	107	23	1	16	73	6-8	18	26	.370
1987	52	200	43	69	15	1	9	45	3-3	17	26	.345
Totals	228	935	177	311	62	8	29	184	16-23	61	86	.333

BRIAN BARNES, P

Second-Team Baseball America, 1988; First-Team ABCA, 1989; First-Team Baseball America, 1989

Year	G	GS	CG	SH	SV	IP	H	R	ER	ERA	SO	BB	W-L	Pct.
1986	15	10	1	0	1	71.0	57	44	29	3.68	53	61	3-2	.600
1987	18	17	5	1	0	120.2	109	50	41	3.06	112	61	12-3	.800
1988	22	19	6	0	1	137.2	124	74	51	3.33	140	62	13-2	.867
1989	23	19	9	1	1	146.0	89	52	36	2.22	208	66	16-3	.842
Totals	78	65	21	2	3	475.1	379	220	157	2.97	513	250	44-10	.815

SETH BEER, OF

First-Team ABCA, 2016; First-Team Baseball America, 2016; First-Team College Sports Madness, 2016; First-Team D1Baseball, 2016; First-Team NCBWA, 2016; First-Team Perfect Game, 2016; Second-Team Collegiate Baseball, 2016; Second-Team NCBWA, 2017; Third-Team D1Baseball, 2017; First-Team ABCA, 2018; First-Team Baseball America, 2018; First-Team College Sports Madness, 2018; First-Team Collegiate Baseball, 2018; First-Team D1Baseball, 2018; First-Team NCBWA, 2018; Second-Team Perfect Game, 2018

Year	GP-S	AB	R	H	2B	3B	HR	TB	RBI	SB	BB	SO	Avg.
2016	62-62	203	57	75	13	0	18	142	70	1-1	62	27	.369
2017	63-63	218	51	65	17	1	16	132	53	2-3	64	35	.298
2018	63-63	226	64	68	11	0	22	145	54	1-1	54	36	.301
Totals	188-188	647	172	208	41	1	56	419	177	4-5	180	98	.321

KRIS BENSON, P

First-Team ABCA, 1996; First-Team Baseball America, 1996; First-Team Collegiate Baseball, 1996; First-Team NCBWA, 1996; First-Team Sporting News, 1996

Year	G	GS	CG	SH	SV	IP	H	R	ER	ERA	SO	BB	W-L	Pct.
1994	17	14	1	0	1	85.0	84	48	40	4.24	73	29	7-3	.700
1995	14	14	0	0	0	78.2	75	44	28	3.20	79	23	8-3	.727
1996	19	19	7	4	0	156.0	109	47	35	2.02	204	27	14-2	.875
Totals	50	47	8	4	1	319.2	268	139	103	2.90	356	79	29-8	.784

PATRICK BOYD, OF

Second-Team Baseball America, 1999; Third-Team NCBWA, 1999

Year	GP-S	AB	R	H	2B	3B	HR	TB	RBI	SB	BB	SO	Avg.
1998	59-59	241	66	83	13	1	8	122	59	11-14	44	46	.344
1999	62-61	246	78	96	22	1	17	171	70	20-25	45	50	.390
2000	69-69	270	50	79	21	4	3	117	49	18-24	44	52	.293
2001	1-1	3	2	1	0	0	0	2	0	0-0	2	0	.333
Totals	191-190	760	196	259	57	6	28	412	178	49-63	135	148	.341

KURT BULTMANN, SS/2B

Second-Team NCBWA, 1999

Year	GP-S	AB	R	H	2B	3B	HR	TB	RBI	SB	BB	SO	Avg.
1996	63-55	194	34	59	10	0	5	84	27	2-4	25	28	.304
1997	60-60	253	69	88	31	1	16	169	61	3-5	30	42	.348
1998	58-58	234	57	70	18	1	10	120	54	2-4	32	32	.299
1999	68-68	272	73	89	23	2	12	152	72	6-7	46	40	.327
Totals	249-241	953	233	306	82	4	43	525	214	13-20	133	142	.321

GARY BURNHAM, OF

Third-Team NCBWA, 1995

Year	GP-S	AB	R	H	2B	3B	HR	TB	RBI	SB	BB	SO	Avg.
1994	15-15	47	9	13	3	0	0	16	9	1-1	13	8	.277
1995	66-66	241	61	83	27	4	8	142	62	5-11	46	29	.344
1996	68-68	241	62	70	24	4	6	120	56	2-6	61	40	.290
1997	64-64	266	83	104	23	2	15	176	82	2-4	37	28	.391
Totals	213-213	795	215	270	77	10	29	454	209	10-22	157	105	.340

GRAYSON BYRD, INF/OF

Third-Team Collegiate Baseball, 2019

Year	GP-S	AB	R	H	2B	3B	HR	TB	RBI	SB	BB	SO	Avg.
2017	57-54	183	22	52	6	1	1	63	20	3-4	16	46	.284
2018	48-39	148	23	36	2	0	9	65	26	3-5	12	36	.243
2019	61-61	250	49	79	16	2	16	147	59	4-7	27	48	.316
Totals	166-154	581	94	167	24	3	26	275	105	10-16	55	130	.287

DAVE CALDWELL, OF

Third-Team ABCA, 1977

Year	G	AB	R	H	2B	3B	HR	RBI	SB	BB	SO	Avg.
1975	36	125	21	35	7	4	2	23	2	12	20	.280
1976	50	196	39	63	13	8	9	49	2	36	32	.321
1977	41	162	43	46	10	0	7	34	6	28	24	.284
Totals	127	483	103	144	30	12	18	106	10	76	76	.298

CAM CANNARELLA, OF

Third-Team NCBWA, 2024

Year	GP-S	AB	R	H	2B	3B	HR	TB	RBI	SB	BB	SO	Avg.
2023	59-59	250	72	97	16	3	7	140	47	24-29	33	39	.388
2024	58-58	246	58	83	16	3	11	138	60	0-2	34	44	.337
Totals	117-117	496	130	180	32	6	18	278	107	24-31	67	83	.363

SCOTT CLACKUM, P

Second-Team Collegiate Baseball, 1998; Third-Team Sporting News, 1998

Year	G	GS	CG	SH	SV	IP	H	R	ER	ERA	SO	BB	W-L	Pct.
1997	24	0	0	0	4	37.1	34	13	8	1.93	33	14	3-4	.429
1998	23	0	0	0	9	40.2	21	5	5	1.11	42	11	7-1	.875
Totals	47	0												

ALL-AMERICA TIGER STATS

MATTHEW CROWOVER, P

First-Team College Sports Madness, 2015; First-Team Collegiate Baseball, 2015;
First-Team Perfect Game, 2015; Second-Team NCBWA, 2015;

Third-Team ABCA, 2015; Third-Team Baseball America, 2015; Third-Team D1Baseball, 2015

Year	G	GS	CG	SH	SV	IP	H	R	ER	ERA	SO	BB	W-L	Pct.
2013	15	14	0	0	0	70.0	64	19	17	2.19	45	17	7-3	.700
2014	17	16	1	0	0	99.1	94	45	32	2.90	90	20	8-6	.571
2015	16	16	0	0	0	109.0	72	27	22	1.82	108	37	10-3	.769
Totals	48	46	1	0	0	278.1	230	92	71	2.30	243	74	25-12	.676

ANDY D'ALESSIO, 1B

First-Team College Baseball Foundation, 2006; First-Team NCBWA, 2006; Second-Team ABCA, 2006; Third-Team Baseball America, 2006; Third-Team Collegiate Baseball, 2006

Year	GP-S	AB	R	H	2B	3B	HR	TB	RBI	SB	BB	SO	Avg.
2004	60-51	180	29	60	10	0	4	82	22	2-2	35	47	.333
2005	65-60	210	36	58	14	1	15	119	60	1-4	29	61	.276
2006	69-69	250	55	78	15	0	23	162	85	7-8	30	60	.312
2007	59-59	213	49	68	12	2	17	135	50	1-3	33	49	.319
Totals	253-239	853	169	264	51	3	59	498	217	11-17	127	217	.309

LOGAN DAVIDSON, SS

Third-Team Baseball America, 2018

Year	GP-S	AB	R	H	2B	3B	HR	TB	RBI	SB	BB	SO	Avg.
2017	63-63	241	56	69	9	0	12	114	41	10-13	42	53	.286
2018	63-63	250	60	73	18	0	15	136	46	10-13	43	68	.292
2019	61-61	237	55	69	18	2	15	136	55	17-20	45	61	.291
Totals	187-187	728	171	211	45	2	42	386	142	37-46	130	182	.290

JASON DAWSEY, P

Second-Team Collegiate Baseball, 1995; Third-Team ABCA, 1995; Third-Team NCBWA, 1995

Year	G	GS	CG	SH	SV	IP	H	R	ER	ERA	SO	BB	W-L	Pct.
1993	27	8	2	0	1	77.2	85	42	35	4.06	70	21	5-2	.714
1994	16	15	1	0	0	97.1	108	51	45	4.16	73	21	6-2	.750
1995	19	19	4	2	0	129.1	101	53	40	2.78	133	45	11-4	.733
Totals	62	42	7	2	1	304.1	294	146	120	3.55	276	87	22-8	.733

RUSTY GERHARDT, P

Second-Team ABCA, 1971

Year	G	GS	CG	SH	SV	IP	H	R	ER	ERA	SO	BB	W-L	Pct.
1969	15	15	6	0	1	91.0	60	45	35	3.46	99	60	7-3	.700
1970	16	14	8	0	0	100.1	47	27	20	1.79	111	51	9-4	.692
1971	16	14	6	0	0	108.0	72	34	26	2.17	111	30	11-3	.786
1972	12	12	6	0	0	85.0	75	26	21	2.22	61	22	7-4	.636
Totals	59	55	26	0	1	384.1	254	132	102	2.39	382	163	34-14	.708

RYLEY GILLIAM, P

Second-Team Baseball America, 2018; Second-Team NCBWA, 2018; Third-Team ABCA, 2018

Year	G	GS	CG	SH	SV	IP	H	R	ER	ERA	SO	BB	W-L	Pct.
2016	15	6	0	0	0	31.0	26	22	21	6.10	16	18	3-2	.600
2017	27	0	0	0	4	35.0	29	12	10	2.57	50	14	3-1	.750
2018	27	0	0	0	11	38.1	22	9	6	1.41	54	22	3-3	.500
Totals	69	6	0	0	15	104.1	77	43	37	3.19	120	54	9-6	.600

NICK GLASER, P

Third-Team NCBWA, 2000

Year	G	GS	CG	SH	SV	IP	H	R	ER	ERA	SO	BB	W-L	Pct.
2000	33	0	0	0	15	40.1	38	16	11	2.45	40	29	0-2	.000
2001	18	3	0	0	1	41.1	45	20	18	3.92	44	10	4-3	.571
Totals	51	3	0	0	16	81.2	83	36	29	3.20	84	39	4-5	.444

DANIEL GOSSETT, P

Second-Team Collegiate Baseball, 2014;

Third-Team College Sports Madness, 2014; Third-Team Perfect Game, 2014

Year	G	GS	CG	SH	SV	IP	H	R	ER	ERA	SO	BB	W-L	Pct.
2012	19	10	0	0	2	77.0	62	37	37	4.32	87	39	6-3	.667
2013	16	16	1	1	0	98.1	78	40	28	2.56	91	38	10-4	.714
2014	15	15	2	2	0	107.1	78	25	23	1.93	107	30	7-2	.778
Totals	50	41	3	3	2	282.2	218	102	88	2.80	285	107	23-9	.719

KHALIL GREENE, 3B/SS

First-Team ABCA, 2002; First-Team Baseball America, 2002;

First-Team Collegiate Baseball, 2002; First-Team NCBWA, 2002; First-Team USA Today, 2002

Year	GP-S	AB	R	H	2B	3B	HR	TB	RBI	SB	BB	SO	Avg.
1999	69-68	274	58	98	20	1	8	144	69	9-12	31	58	.358
2000	69-69	269	59	98	24	3	5	143	64	12-16	42	39	.364
2001	63-63	241	55	73	18	2	12	131	52	17-21	24	41	.303
2002	71-71	285	93	134	33	1	27	250	91	17-18	46	22	.470
Totals	272-271	1069	265	403	95	7	52	668	276	55-67	143	160	.377

CADEN GRICE, P/1B

First-Team ABCA, 2023; First-Team Baseball America, 2023;

First-Team College Baseball Foundation, 2023; First-Team Collegiate Baseball, 2023;

First-Team D1Baseball, 2023; First-Team NCBWA, 2023; Second-Team Perfect Game, 2023

Year	G	GS	CG	SH	SV	IP	H	R	ER	ERA	SO	BB	W-L	Pct.
2021	5	3	0	0	0	10.0	10	8	8	7.20	14	6	0-1	.000
2022	7	0	0	0	0	6.0	4	3	2	3.00	7	7	2-0	1.000
2023	14	14	0	0	0	78.0	54	35	29	3.35	101	33	8-1	.889
Totals	26	17	0	0	0	94.0	68	46	39	3.73	122	46	10-2	.833

Year	GP-S	AB	R	H	2B	3B	HR	TB	RBI	SB	BB	SO	Avg.
2021	51-51	186	40	59	9	1	15	115	53	2-3	28	74	.317
2022	58-58	225	45	55	11	0	12	102	40	6-7	36	97	.244
2023	59-58	228	60	70	15	1	18	141	68	4-5	30	74	.307
Totals	168-167	639	145	184	35	2	45	358	161	12-15	94	245	.288

MIKE HAMPTON, 3B

First-Team Collegiate Baseball, 1994; First-Team NCBWA, 1994;

Second-Team ABCA, 1994; Second-Team Baseball America, 1994

Year	GP-S	AB	R	H	2B	3B	HR	TB	RBI	SB	BB	SO	Avg.
1993	46-31	130	29	33	13	2	3	59	22	3-5	13	29	.254
1994	75-75	287	84	109	21	4	11	171	70	39-47	47	43	.380
Totals	121-106	417	113	142	34	6	14	230	92	42-52	60	72	.341

TAYLOR HARBIN, 2B

Second-Team Collegiate Baseball, 2005

Year	GP-S	AB	R	H	2B	3B	HR	TB	RBI	SB	BB	SO	Avg.
2005	66-66	274	64	94	28	4	10	160	63	4-7	12	25	.343
2006	64-64	254	54	81	20	2	9	132	47	13-14	15	21	.319
2007	64-63	253	42	75	19	1	11	129	62	14-18	14	20	.296
Totals	194-193	781	160	250	67	7	30	421	172	31-39	41	66	.320

KRIS HARVEY, DH

First-Team ABCA, 2005; Second-Team Baseball America, 2005; Third-Team NCBWA, 2005

Year	GP-S	AB	R	H	2B	3B	HR	TB	RBI	SB	BB	SO	Avg.
2003	25-13	29	8	8	1	0	2	15	11	0-0	2	4	.276
2004	61-51	209	38	70	16	0	8	110	41	4-8	15	31	.335
2005	65-65	249	61	85	11	0	25	171	70	1-2	16	44	.341
Totals	151-129	487	107	163	28	0	35	296	122	5-10	33	79	

ALL-AMERICA TIGER STATS

PAT KRALL, P

First-Team Perfect Game, 2016; Second-Team NCBWA, 2016;
Third-Team Baseball America, 2016; Third-Team Collegiate Baseball, 2016

Year	G	GS	CG	SH	SV	IP	H	R	ER	ERA	SO	BB	W-L	Pct.
2015	27	0	0	0	3	38.0	32	22	17	4.03	38	11	2-4	.333
2016	29	3	1	0	5	80.2	58	18	15	1.67	65	17	10-2	.833
Totals	56	3	1	0	8	118.2	90	40	32	2.43	103	28	12-6	.667

JOE LANDRUM, P

First-Team ABCA, 1947

Year	IP	H	R	ER	ERA	SO	BB	W-L	Pct.
1946	104.0	72	31	12	1.04	97	22	10-2	.833
1947	117.0	90	48	29	2.23	98	18	12-2	.857
Totals	221.0	162	79	41	2.18	195	40	22-4	.846

MATTHEW LECROY, C

Second-Team ABCA, 1996; Second-Team NCBWA, 1996;

First-Team Baseball America, 1997; First-Team NCBWA, 1997; Second-Team ABCA, 1997;
Second-Team Collegiate Baseball, 1997; Second-Team Sporting News, 1997

Year	GP-S	AB	R	H	2B	3B	HR	TB	RBI	SB	BB	SO	Avg.
1995	68-68	255	55	85	18	0	15	148	72	0-4	34	57	.333
1996	67-67	244	61	77	18	0	14	137	57	3-4	44	35	.316
1997	64-64	237	62	85	12	1	24	171	79	5-7	53	34	.359
Totals	199-199	736	178	247	48	1	53	456	208	8-15	131	126	.336

DAVE LYNN, C

Third-Team ABCA, 1960

Year	G	AB	R	H	2B	3B	HR	RBI	SB	BB	SO	Avg.
1959	1	2	1	1	0	0	1	2	0	1	0	.500
1960	22	89	21	32	3	2	8	31	1	8	10	.360
1961	22	72	20	24	4	0	6	21	1	22	13	.333
Totals	45	163	42	57	7	2	15	54	2	31	23	.350

ERIC MACRINA, DH

Second-Team ABCA, 1991; Third-Team Collegiate Baseball, 1991

Year	GP-S	AB	R	H	2B	3B	HR	TB	RBI	SB	BB	SO	Avg.
1988	25-11	46	8	8	3	0	3	20	6	1-1	8	10	.174
1989	54-39	152	35	40	8	4	6	74	33	3-5	18	42	.263
1990	53-50	189	38	64	11	1	18	131	69	1-2	24	44	.339
1991	69-68	260	67	87	18	1	24	179	84	3-4	37	69	.335
Totals	201-168	647	148	199	40	6	51	404	192	8-12	87	165	.308

BRAD McCANN, 3B

Third-Team Baseball America, 2004

Year	GP-S	AB	R	H	2B	3B	HR	TB	RBI	SB	BB	SO	Avg.
2003	60-60	251	44	87	21	1	9	137	67	2-4	12	43	.347
2004	63-63	253	64	96	20	0	16	164	65	6-10	36	43	.379
Totals	123-123	504	108	183	41	1	25	301	132	8-14	48	86	.363

JIM McCOLLOM, 1B

Third-Team ABCA, 1985

Year	G	AB	R	H	2B	3B	HR	RBI	SB	BB	SO	Avg.
1982	56	186	41	50	9	2	11	37	1-2	26	30	.269
1983	51	190	50	66	15	4	9	51	5-6	25	26	.347
1984	55	203	53	71	13	2	11	54	7-7	32	25	.350
1985	64	251	59	98	19	4	21	76	7-11	33	23	.390
Totals	226	830	203	285	56	12	52	218	20-26	116	104	.343

BILLY McMILLON, OF/1B

First-Team NCBWA, 1993

Year	GP-S	AB	R	H	2B	3B	HR	TB	RBI	SB	BB	SO	Avg.
1991	65-54	202	75	79	26	4	10	143	48	12-17	41	21	.391
1992	32-32	113	34	42	8	3	4	68	27	6-11	21	22	.372
1993	57-57	212	64	80	21	1	5	118	30	11-17	47	30	.377
Totals	154-143	527	173	201	55	8	19	329	105	29-45	109	73	.381

BRAD MILLER, SS

First-Team ABCA, 2011; First-Team Baseball America, 2011; First-Team Collegiate Baseball,
2011; Second-Team NCBWA, 2011; Second-Team Perfect Game, 2011

Year	GP-GS	AB	R	H	2B	3B	HR	TB	RBI	SB	BB	SO	Avg.
2009	66-66	238	49	65	6	1	3	82	36	16-21	53	35	.273
2010	69-69	252	71	90	19	4	8	141	49	9-11	50	43	.357
2011	56-54	195	53	77	11	3	5	109	50	21-26	40	34	.395
Totals	191-189	685	173	232	36	8	16	332	135	46-58	143	112	.339

DAVID MILLER, 1B/OF

Second-Team ABCA, 1995; Second-Team NCBWA, 1995;

Third-Team Baseball America, 1995; Third-Team Collegiate Baseball, 1995

Year	GP-GS	AB	R	H	2B	3B	HR	TB	RBI	SB	BB	SO	Avg.
1993	44-18	85	12	23	3	1	0	28	12	1-1	4	11	.271
1994	71-71	288	52	90	13	4	1	114	59	23-31	36	31	.313
1995	68-68	271	79	103	14	10	9	164	78	27-32	44	36	.380
Totals	183-157	644	143	216	30	15	10	306	149	51-64	84	78	.335

SHANE MONAHAN, OF

First-Team ABCA, 1994; First-Team Baseball America, 1994; First-Team NCBWA, 1994;

Second-Team Collegiate Baseball, 1994; First-Team Collegiate Baseball, 1995;

First-Team NCBWA, 1995; Second-Team ABCA, 1995; Second-Team Baseball America, 1995

Year	GP-S	AB	R	H	2B	3B	HR	TB	RBI	SB	BB	SO	Avg.
1993	65-65	253	56	94	15	7	9	150	64	17-21	20	49	.372
1994	75-75	330	97	137	23	9	11	211	53	23-31	36	33	.415
1995	67-67	273	82	106	22	5	12	174	52	21-28	44	37	.388
Totals	207-207	856	235	337	60	21	32	535	169	61-80	100	119	.394

RYAN MOTT, P

Third-Team NCBWA, 1998

Year	G	GS	CG	SH	SV	IP	H	R	ER	ERA	SO	BB	W-L	Pct.
1997	16	16	2	0	0	106.2	113	63	56	4.73	99	33	10-3	.769
1998	16	16	1	0	0	101.0	101	62	54	4.81	96	31	9-4	.692
1999	19	17	1	0	0	99.2	120	82	68	6.14	84	53	4-8	.333
2000	21	19	2	1	0	107.0	103	52	44	3.70	81	28	10-4	.714
Totals	72	68	6	1	0	414.1	437	259	222	4.82	360	145	33-19	.635

KEVIN NORTHRUP, OF

Second-Team ABCA, 1992; Second-Team Baseball America, 1992;

Third-Team Collegiate Baseball, 1992

Year	GP-S	AB	R	H	2B	3B	HR	TB	RBI	SB	BB	SO	Avg.
1989	35-14	66	12	14	2	0	1	20	5	3-5	16	19	.212
1990	53-46	173	35	53	10	0	7	84	33	12-12	15	28	.306
1991	67-66	254	72	89	20	9	5	142	48	21-22	31	32	.350
1992	64-64	249	67	95	23	2	9	149	64	47-55	51	31	.382
Totals	219-190	742	186	251	55	11	22	395	150	83-94	113	110	.338

BILLY O'DELL, P

Second-Team ABCA, 1954

Year	G	GS	CG	IP	H	R	ER	ERA	BB	SO	W-L	Pct.
1952	10	7	4	56.0	48	36	18	2.89	16	81	5-2	.714
1953	11	8	6	72.1	25	22	11	1.36	32	108	6-3	.667
1954	14	11	9	91.1	56	26	8	0.79	35	111	8-3	.727
Totals	35	26	19	219.2	129	84	37	1.51	83	300	19-8	.704

CHRIS OKEY, C

First-Team NCBWA, 2015; First-Team Perfect Game, 2015;

Second-Team Collegiate Baseball, 2015; Third-Team Baseball America, 2015;

First-Team NCBWA, 2016; Second-Team Baseball America, 2016;

Second-Team Collegiate Baseball, 2016; Second-Team Perfect Game, 2016;

Third-Team College Sports Madness, 2016; Third-Team D1Baseball, 2016

Year	GP-S	AB	R	H	2B	3B	HR	TB	RBI	SB	BB	SO	Avg.
2014	61-61	226	27	56	9	1	4	79	41	3-5	22	33	.248
2015	61-61	235	50	74	16	1	12	128	57	3-3	27	49	.315
2016	64-64	239	61	81	16	2	15	146	74	4-7	51	54	.339
Totals	186-186	700	138	211	41	4	31	353	172	10-15	100	136	.301

KYLE PARKER, OF/1B

First-Team Ping!Baseball, 2010; Second-Team Baseball America, 2010;

Second-Team NCBWA, 2010; Third-Team ABCA, 2010

ALL-AMERICA TIGER STATS

REED ROHLMAN, OF

Third-Team College Sports Madness, 2015;

Second-Team College Sports Madness, 2017; Second-Team Collegiate Baseball, 2017

Year	GP-S	AB	R	H	2B	3B	HR	TB	RBI	SB	BB	SO	Avg.
2015	61-59	236	43	84	17	0	3	110	58	3-5	23	35	.356
2016	64-64	248	40	68	21	0	2	95	43	1-3	33	43	.274
2017	62-56	227	44	82	21	1	6	123	34	1-5	26	33	.361
Totals	187-179	711	127	234	59	1	11	328	135	5-13	82	111	.329

KURT SEIBERT, SS

Third-Team ABCA, 1976

Year	G	AB	R	H	2B	3B	HR	RBI	SB	BB	SO	Avg.
1974	28	95	22	30	3	2	0	13	4	17	9	.316
1975	43	153	48	49	8	2	0	13	21	39	17	.320
1976	44	160	43	55	5	2	2	13	13	50	12	.344
Totals	115	408	113	134	16	6	2	39	38	106	38	.328

RICHIE SHAFFER, 3B/1B

First-Team Perfect Game, 2012; Third-Team ABCA, 2012; Third-Team Collegiate Baseball, 2012

Year	GP-S	AB	R	H	2B	3B	HR	TB	RBI	SB	BB	SO	Avg.
2010	48-44	158	45	51	11	0	7	83	36	2-2	18	36	.323
2011	63-63	222	62	70	15	2	13	128	55	8-9	44	53	.315
2012	63-63	232	49	78	21	2	10	133	46	8-10	63	53	.336
Totals	174-170	612	156	199	47	4	30	344	137	18-21	125	142	.325

BILL SPIERS, SS

First-Team Sporting News, 1987

Year	G	AB	R	H	2B	3B	HR	RBI	SB	BB	SO	Avg.
1985	47	171	31	65	10	1	0	22	9	9	10	.380
1986	62	258	73	83	11	5	12	53	35	35	40	.322
1987	64	252	65	73	13	11	5	44	16	31	26	.290
Totals	173	681	169	221	34	17	17	119	60	75	76	.325

CASEY STONE, OF

Third-Team NCBWA, 2001

Year	GP-S	AB	R	H	2B	3B	HR	TB	RBI	SB	BB	SO	Avg.
1998	45-15	86	18	23	3	1	0	28	14	2-2	8	12	.267
1999	49-24	104	22	25	4	0	0	29	17	7-9	18	9	.240
2000	69-69	272	65	97	11	3	1	117	51	25-30	23	15	.357
2001	62-62	274	63	103	17	2	2	130	49	25-30	13	10	.376
Totals	225-170	736	168	248	35	6	3	304	131	59-71	62	46	.337

TIM TEUFEL, 2B

First-Team Sporting News, 1980

Year	G	AB	R	H	2B	3B	HR	RBI	SB	BB	SO	Avg.
1979	55	197	58	69	14	3	13	50	13	29	32	.350
1980	46	168	44	65	16	1	11	66	13	43	14	.387
Totals	101	365	102	134	30	4	24	116	26	72	46	.367

KEN VINING, P

Third-Team Baseball America, 1996; Third-Team NCBWA, 1996

Year	G	GS	CG	SH	SV	IP	H	R	ER	ERA	SO	BB	W-L	Pct.
1994	20	1	0	0	0	40.1	39	22	18	4.02	45	18	3-0	1.000
1995	22	9	0	0	2	69.0	53	29	26	3.39	78	25	4-0	1.000
1996	19	16	3	2	0	115.0	92	43	38	2.97	135	38	10-3	.769
Totals	61	26	3	2	2	224.1	184	94	82	3.29	258	81	17-3	.850

MAX WAGNER, 3B

First-Team ABCA, 2022; First-Team Baseball America, 2022; First-Team Collegiate Baseball, 2022; First-Team D1Baseball, 2022; First-Team NCBWA, 2022; First-Team Perfect Game, 2022

Year	GP-S	AB	R	H	2B	3B	HR	TB	RBI	SB	BB	SO	Avg.
2021	35-22	84	16	18	5	0	2	29	9	2-2	11	31	.214
2022	58-54	203	66	75	15	1	27	173	76	2-3	45	51	.369
Totals	93-76	287	82	93	20	1	29	202	85	4-5	56	82	.324

DENNY WALLING, OF

First-Team Sporting News, 1975

Year	G	AB	R	H	2B	3B	HR	RBI	SB	BB	SO	Avg.
1975	38	140	46	59	9	3	13	60	11	31	12	.421

SAM WEATHERLY, P

Third-Team Collegiate Baseball, 2020

Year	G	GS	CG	SH	SV	IP	H	R	ER	ERA	SO	BB	W-L	Pct.
2018	8	5	0	0	0	20.1	24	17	15	6.64	17	17	0-0	----
2019	21	0	0	0	0	29.1	17	14	11	3.38	46	30	2-0	1.000
2020	4	4	0	0	0	22.2	7	4	2	0.79	43	14	2-0	1.000
Totals	33	9	0	0	0	72.1	48	35	28	3.48	106	61	4-0	1.000

SCOTT WINCHESTER, P

First-Team ABCA, 1995; First-Team Collegiate Baseball, 1995;

Second-Team Baseball America, 1995

Year	G	GS	CG	SH	SV	IP	H	R	ER	ERA	SO	BB	W-L	Pct.
1993	26	0	0	0	10	48.1	36	22	14	2.61	42	16	4-1	.800
1994	28	0	0	0	10	38.2	30	10	8	1.86	38	15	5-2	.714
1995	33	0	0	0	14	45.2	23	5	3	0.59	42	16	4-2	.667
Totals	87	0	0	0	34	132.2	89	37	25	1.70	122	47	13-5	.722

BLAKE WRIGHT, 3B

Third-Team ABCA, 2024

Year	GP-S	AB	R	H	2B	3B	HR	TB	RBI	SB	BB	SO	Avg.
2021	12-10	36	3	6	1	0	1	10	5	2-2	5	8	.167
2022	44-39	166	30	58	9	0	11	100	40	0-1	14	23	.349
2023	60-60	232	36	58	11	0	8	93	45	7-12	27	40	.250
2024	60-60	256	68	87	10	2	22	167	75	0-0	16	37	.340
Totals	176-169	690	137	209	31	2	42	370	165	9-15	62	108	.303



THE LATE REED ROHLMAN WAS AN ALL-AMERICAN IN 2015 AND 2017.

ALL-AMERICANS

ABCA		
Year	Player	Pos. *†
1947	Joe Landrum	P 1
1954	Billy O'Dell	P 2
1959	Doug Hoffman	OF 1
1960	Ty Cline	OF 1
	Dave Lynn	C 3
1965	Rusty Adkins	OF 2
1966	Rusty Adkins	2B 3
1967	Rusty Adkins	2B 1
1971	Rusty Gerhardt	P 2
1975	Denny Walling	OF 1
1976	Kurt Seibert	SS 3
1977	Dave Caldwell	OF 3
1980	Tim Teufel	2B 1
1985	Jim McCollom	1B 3
1986	Chuck Baldwin	1B 2
1988	Bert Heffernan	C 1
1989	Brian Barnes	P 1
1991	Jim Crowley	2B 1
	Eric Macrina	DH 2
1992	Kevin Northrup	OF 2
1994	Shane Monahan	OF 1
	Mike Hampton	3B 2
	Jason Dawsey	P 3
1996	Kris Benson	P 1
	Matthew LeCroy	C 2
1997	Matthew LeCroy	C 2
2001	Jeff Baker	3B 2
	Steve Reba	P 3
2002	Khalil Greene	SS 1
	Michael Johnson	1B 2
	Steve Reba	P 3
2005	Kris Harvey	DH 1
2006	Tyler Colvin	OF 2
	Andy D'Alessio	1B 2
	Josh Cribb	P 3
2010	Kyle Parker	OF 3
2011	Brad Miller	SS 1
2012	Richie Shaffer	3B 3

2015	Matthew Crownover	P 3
2016	Seth Beer	OF 1
2018	Seth Beer	OF 1
	Ryley Gilliam	P 3
2022	Max Wagner	3B 1
2023	Caden Grice	UT 1
	Billy Amick	DH 2
2024	Blake Wright	3B 3

ACADEMIC		
Year	Player	Pos. *†
1995	Paul Galloway	3B 1
2011	Phil Pohl	DH 3
2012	Phil Pohl	DH 1
2019	Logan Davidson	SS 1

BASEBALL AMERICA		
Year	Player	Pos. *†
1986	Chuck Baldwin	1B 2
1988	Brian Barnes	P 2
1989	Brian Barnes	P 1
1990	Brian Kowitz	OF 2
1991	Jason Angel	P 2
	Jim Crowley	2B 2
1992	Kevin Northrup	OF 2
1994	Shane Monahan	OF 1
	Mike Hampton	3B 2
	Jason Dawsey	P 3
1995	Shane Monahan	OF 2
	Scott Winchester	P 2
	David Miller	1B 3
1996	Kris Benson	P 1
	Ken Vining	P 3
1997	Matthew LeCroy	C 1
1999	Patrick Boyd	OF 2
2001	Jeff Baker	3B 1
2002	Jeff Baker	3B 1
	Khalil Greene	SS 1
2004	Brad McCann	3B 3
2005	Kris Harvey	DH 2
2006	Tyler Colvin	OF 1
	Andy D'Alessio	1B 3
2010	Kyle Parker	OF 2
2011	Brad Miller	SS 1

2015	Matthew Crownover	P 3
	Chris Okey	C 3
2016	Seth Beer	OF 1
	Chris Okey	C 2
	Pat Krall	P 3
2018	Seth Beer	OF 1
	Ryley Gilliam	P 2
	Logan Davidson	SS 3
2022	Max Wagner	3B 1
2023	Caden Grice	UT 1
2024	Aidan Knaak	P 3

COLLEGE BASEBALL FOUNDATION		
Year	Player	Pos. *†
2006	Andy D'Alessio	1B 1
2023	Billy Amick	DH 1
	Caden Grice	UT 1

COLLEGE SPORTS MADNESS		
Year	Player	Pos. *†
2014	Daniel Gossett	P 3
2015	Matthew Crownover	P 1
	Reed Rohlman	OF 3
2016	Seth Beer	OF 1
	Chris Okey	C 3
2017	Reed Rohlman	OF 2
2018	Seth Beer	OF 1

COLLEGIATE BASEBALL		
Year	Player	Pos. *†
1991	Eric Macrina	DH 3
1992	Kevin Northrup	OF 3
1994	Mike Hampton	3B 1
	Shane Monahan	OF 2
1995	Shane Monahan	OF 1
	Scott Winchester	P 1
	Jason Dawsey	P 2
	David Miller	1B 3
1996	Kris Benson	P 1
1997	Matthew LeCroy	C 2
1998	Scott Clackum	P 2
2001	Jeff Baker	3B 1
	Steve Reba	P 3

2002	Khalil Greene	SS 1
	Jeff Baker	3B 3
	Michael Johnson	1B 3
	Steve Reba	P 3
2005	Taylor Harbin	2B 2
2006	Josh Cribb	P 2
	Andy D'Alessio	1B 3
2011	Brad Miller	SS 1
2012	Richie Shaffer	3B 3
2014	Daniel Gossett	P 2
2015	Matthew Crownover	P 1
	Chris Okey	C 2
2016	Seth Beer	OF 2
	Chris Okey	C 2
	Pat Krall	P 3
2017	Reed Rohlman	OF 2
2018	Seth Beer	OF 1
2019	Grayson Byrd	OF 3
2020	Sam Weatherly	P 3
2022	Max Wagner	3B 1
2023	Billy Amick	DH 1
	Caden Grice	UT 1

D1BASEBALL		
Year	Player	Pos. *†
2015	Matthew Crownover	P 3
2016	Seth Beer	OF 1
	Chris Okey	C 3
2017	Seth Beer	OF 3
2018	Seth Beer	OF 1
2022	Max Wagner	3B 1
2023	Caden Grice	UT 1
2024	Aidan Knaak	P 3

FRESHMAN		
Year	Player	Pos.
1991	Billy McMillon	OF
1993	Shane Monahan	1B
	Scott Winchester	P
1995	Matthew LeCroy	C
1997	Ryan Mottl	P
1998	Patrick Boyd	OF
1999	Khalil Greene	3B
2000	Jeff Baker	SS
	Jarrold Schmidt	P
2003	Robert Rohrbaugh	P
2005	Brad Chalk	OF
	Taylor Harbin	2B
2008	Kyle Parker	OF/INF
2011	Kevin Pohle	P
2013	Matthew Crownover	P
	Steven Duggar	OF
2015	Reed Rohlman	OF
2016	Seth Beer	OF
2017	Logan Davidson	SS
2018	Spencer Strider	P
2019	Davis Sharpe	UT
2020	Geoffrey Gilbert	P
2021	Caden Grice	1B/P
2023	Cam Cannarella	OF
2024	Aidan Knaak	P

NCBWA		
Year	Player	Pos. *†
1993	Billy McMillon	OF 1
	Chad Phillips	P 3
1994	Mike Hampton	3B 1
	Shane Monahan	OF 1
1995	Shane Monahan	OF 1
	David Miller	1B 2
	Gary Burnham	OF 3
	Jason Dawsey	P 3
1996	Kris Benson	P 1
	Billy Koch	P 2
	Matthew LeCroy	C 2
	Ken Vining	P 3
1997	Matthew LeCroy	C 1
1998	Ryan Mottl	P 3
1999	Kurt Bultmann	2B 2
	Patrick Boyd	OF 3
2000	Nick Glaser	P 3
2001	Jeff Baker	3B 2
	Casey Stone	OF 3
2002	Jeff Baker	3B 1
	Khalil Greene	SS 1
	Steve Reba	P 2
	Matt Henrie	P 3
2005	Kris Harvey	DH 3
2006	Tyler Colvin	OF 1

NATIONAL POTY	
ABCA	
2002	Khalil Greene, SS
BASEBALL AMERICA	
1996	Kris Benson, P
2002	Khalil Greene, SS
COLLEGIATE BASEBALL	
1996	Kris Benson, P
2002	Khalil Greene, SS
DICK HOWSER TROPHY	
1996	Kris Benson, P
2002	Khalil Greene, SS
2016	Seth Beer, OF
GOLDEN SPIKES AWARD	
2002	Khalil Greene, SS
ROTARY SMITH AWARD	
1996	Kris Benson, P
2002	Khalil Greene, SS

	Andy D'Alessio	1B 1
	Josh Cribb	P 3
2010	Kyle Parker	OF 2
2011	Brad Miller	SS 2
2015	Chris Okey	C 1
	Matthew Crownover	P 2
2016	Seth Beer	OF 1
	Chris Okey	C 1
	Pat Krall	P 2
2017	Seth Beer	OF 2
2018	Seth Beer	OF 1
	Ryley Gilliam	P 2
2022	Max Wagner	3B 1
2023	Billy Amick	DH 1
	Caden Grice	UT 1
2024	Cam Cannarella	OF 3
	Aidan Knaak	P 3

NSCA		
Year	Player	Pos. *†
2018	Ryley Gilliam	P 1
2021	Bryce Teodosio	OF 1
2022	Geoffrey Gilbert	P 1
2023	Jackson Lindley	P 1
2024	Blake Wright	P 1

PERFECT GAME		
Year	Player	Pos. *†
2011	Brad Miller	SS 2
2012	Richie Shaffer	3B 1
2014	Daniel Gossett	P 3
2015	Matthew Crownover	P 1
	Chris Okey	C 1
2016	Seth Beer	OF 1
	Pat Krall	P 1
	Chris Okey	C 2
2018	Seth Beer	OF 2
2022	Max Wagner	3B 1
2023	Caden Grice	UT 2
	Billy Amick	DH 3

PING!BASEBALL		
Year	Player	Pos. *†
2010	Kyle Parker	OF 1

SPORTING NEWS		
Year	Player	Pos. *†
1975	Denny Walling	OF 1
1980	Tim Teufel	2B 1
1987	Bill Spiers	SS 1
1997	Matthew LeCroy	C 2
1998	Scott Clackum	P 3

Note: No team picked from 1991-96,02-23.

USA TODAY		
Year	Player	Pos. *†
2002	Khalil Greene	SS 1

* - team




BLAKE WRIGHT WAS AN ALL-AMERICAN IN 2024.



ALL-ACC SELECTIONS

Year	Player, Pos.	Team
1954	Roy Coker, UT	1
	Doug Kingsmore, OF	1
	Wyman Morris, 3B	1
	Billy O'Dell, P	1
	Bobby Morris, C	2
1955	Bill Barnett, OF	2
1958	Harold Stowe, P	1
	Bailey Hendley, OF	2
	Bud Spiers, SS	2
1959	Doug Hoffman, OF	1
	Larry Bagwell, UT	2
	Fred DeBerry, 1B	2
	Bailey Hendley, OF	2
	Harold Stowe, P	2
1960	Ty Cline, OF	1
	Bailey Hendley, UT	1
	Dave Lynn, C	1
1961	Elmo Lam, SS	2
	Dave Lynn, C	2
1962	Gene Harbeson, C	1
	Johnny Jones, OF	1
	Joey Taylor, OF	1
	Elmo Lam, SS	2
	Nicky Lomax, OF	2
1963	Pete Ayoub, 2B	1
	Mike Bohonak, OF	1
	Dave Ellisor, 3B	1
	Johnny Jones, OF	1
	Elmo Lam, SS	1
	Gene Harbeson, C	2
	Damon Vincent, P	2
1964	Ben Marsella, 3B	1
	Tommy Chapman, P	2
	Buddy Nixon, 1B	2
	George Sutton, OF	2
1965	Rusty Adkins, OF	1
	Tommy Chapman, P	1
	Lawton Cowart, 3B	1
	Jack McCall, SS	1
1966	Rusty Adkins, 2B	1
	Lawton Cowart, 3B	1
	Jack McCall, SS	1
	George Sutton, OF	1
	Eddie Barbary, C	2
	Charlie Watson, P	2
1967	Rusty Adkins, 2B	1
	Garry Helms, SS	1
	Bill Parmer, P	2
1968	Randy Bray, SS	2
	John Curtis, P	2
1969	Randy Bray, SS	2
	Rusty Gerhardt, P	2
	Don Russell, 3B	2
	Craig White, OF	2
1970	Rusty Gerhardt, P	1
	Randy Bray, 2B	2
	Eddie Holland, C	2
	Craig White, OF	2
1971	Rusty Gerhardt, P	1
	Johnny Severs, OF	1
	Craig White, OF	1
1972	Rusty Gerhardt, P	1
	Calvin Weeks, OF	1
	Kenny Bagwell, 2B	2
	Lin Hamilton, C	2
	Smiley Sanders, OF	2
1973	Lindsay Graham, P	1
	Lin Hamilton, C	1
	Richard Haynes, 2B	1
	Smiley Sanders, OF	1
	Craig White, OF	1
	Steve Cline, P	2
1974	Steve Cline, P	1
	Lin Hamilton, C	1
	Mike Pulaski, OF	1
	Smiley Sanders, OF	1
	Richard Haynes, 2B	2
1975	Kurt Seibert, SS	1
	Denny Walling, OF	1
	Billy Wingo, 2B	1
	Pat Fitzsimmons, 3B	2
	Steve Tucker, OF	2
1976	Dave Caldwell, OF	1
	Bill Foley, C	1
	Chuck Porter, P	1
	Kurt Seibert, SS	1
	Steve Tucker, OF	1
	Gary Fahrney, 1B	2



RANDY MAZEY WAS A THREE-TIME ALL-ACC SELECTION (1986-88).

	Ron Musselman, P	2	Steve Baucom, 3B	2	David Miller, 1B	1		
1977	Robert Bonnette, SS	1	Bert Heffernan, C	2	Shane Monahan, OF	1		
	Dave Caldwell, OF	1	1987	Steve Baucom, 3B	1	Scott Winchester, P	1	
	Bill Foley, C	1		Bert Heffernan, C	1	Paul Galloway, 3B	2	
	Ron Musselman, P	1		Randy Mazey, OF	1	1996	Kris Benson, P	2
	Neil Simons, OF	1		Bill Spiers, SS	1		Matthew LeCroy, C	1
	Billy Wingo, 2B	1		Henry Threadgill, 2B	2		Gary Burnham, OF	2
1978	Robert Bonnette, SS	1	1988	Brian Barnes, P	1		Paul Galloway, 3B	2
	Neil Simons, OF	1		Rusty Charpia, SS	1	1997	Matthew LeCroy, C	1
	Mike Brown, P	2		Bert Heffernan, C	1		Ryan Mottl, P	1
	Steve Nilsson, 1B	2		Jerry Brooks, 3B	2		Gary Burnham, OF	2
	Pete Peltz, 3B	2		Mike Couture, DH	2		Jason Embler, 1B	2
	Billy Weems, OF	2		Randy Mazey, OF	2	1998	Kurt Bultmann, 2B	1
1979	Robbie Allen, SS	1		Mike Milchin, 1B	2		Scott Clackum, P	1
	Tony Masone, OF	1		Henry Threadgill, 2B	2		Matt Padgett, OF	1
	Neil Simons, OF	1	1989	Brian Barnes, P	1		Patrick Boyd, OF	2
	Mike Sullivan, P	1		Henry Threadgill, 2B	1		Ryan Harris, 1B	2
	Robert Bonnette, 3B	2		Mike Couture, C	2		Ryan Mottl, P	2
	Dave Buffamoyer, DH	2		Jim Crowley, 3B	2	1999	Patrick Boyd, OF	1
1980	Mike Brown, P	1		Brian Kowitz, OF	2		Jason Harris, 1B	2
	Neil Simons, OF	1		Jim Crowley, 3B	2		Mike Paradis, P	2
	Tim Teufel, 2B	1	1990	Brian Kowitz, OF	1	2000	Nick Glaser, RP	2
	Robbie Allen, SS	2		Jim Crowley, 3B	2		Khalil Greene, 3B	2
1981	Mike Mahoney, OF	1		Joe DeBerry, DH	2		Jarrod Schmidt, SP	2
	Glenn Gallagher, OF	2		Eric Macrina, UT	2	2001	Jeff Baker, 3B	1
	Craig Roberson, 3B	2		Eric Macrina, UT	2		Khalil Greene, SS	1
1982	Jeff Gilbert, P	1	1991	Jason Angel, P	1		Steve Reba, P	1
	Jimmy Key, DH	1		Jim Crowley, 2B	1		Jarrod Schmidt, DH	1
	Jimmy Key, P	1		Eric Macrina, 1B	1		Ryan Riley, 2B	2
	Steve Van Dyke, C	2		Billy McMillon, OF	1		Casey Stone, OF	2
1983	Bob Paulling, 1B	1		Todd Stefan, SS	1	2002	Khalil Greene, SS	1
	Ricky Hester, OF	2		Kevin Northrup, OF	2		Michael Johnson, 1B	1
	Jim McCollom, DH	2		Michael Spiers, OF	2		Steve Reba, SP	1
	Frank Russ, 2B	2	1992	Kevin Northrup, OF	1		Jeff Baker, 3B	2
	Brooks Shumake, OF	2		Ted Corbin, SS	2		Matt Henrie, SP	2
1984	Jim McCollom, DH	1		Keith Williams, OF	2		Russell Triplett, UT	2
	Brooks Shumake, OF	1	1993	Billy McMillon, OF	1	2003	Michael Johnson, 1B	1
	Bob Paulling, 1B	2		Keith Williams, OF	1		Brad McCann, 3B	2
	Scott Powers, SS	2		Jeff Morris, 2B	2		David Slevin, 2B	2
1985	Jim McCollom, 1B	1	1994	Mike Hampton, 3B	1		Russell Triplett, SS	2
	John Jay, DH	2		Shane Monahan, OF	1	2004	Kris Harvey, DH/UT	1
1986	Chuck Baldwin, 1B	1	1986	Chuck Baldwin, 1B	1		Patrick Hogan, RP	2
	Randy Mazey, OF	1		Randy Mazey, OF	1		Brad McCann, 3B	2

	Lou Santangelo, C	2
2005	Taylor Harbin, 2B	1
	Kris Harvey, DH	1
	Stephen Faris, SP	2
2006	Josh Cribb, SP	1
	Andy D'Alessio, 1B	1
	Jason Berken, SP	2
	Tyler Colvin, OF	2
2007	Marquez Smith, 3B	1
	Brad Chalk, OF	2
	Taylor Harbin, SS	2
	Daniel Moskos, SP	2
2008	D.J. Mitchell, SP	1
	Kyle Parker, DH/UT	1
2009	Jeff Schaus, OF	1
2010	Kyle Parker, OF	1
	Mike Freeman, 2B	2
	Jeff Schaus, OF	2
2011	Brad Miller, SS	1
	Richie Shaffer, 1B	1
	Will Lamb, OF	2
	Phil Pohl, DH/UT	2
	Jeff Schaus, OF	2
2012	Phil Pohl, DH/UT	1
	Richie Shaffer, 3B	1
	Thomas Brittle, OF	2
	Steve Wilkerson, 2B	2
2013	Daniel Gossett, SP	2
	Shane Kennedy, DH/UT	2
	Steve Wilkerson, 2B	2
2014	Daniel Gossett, SP	1
	Garrett Boulware, DH/UT	2
	Tyler Krieger, SS	2
	Steve Wilkerson, 2B	2
	Jay Baum, OF	3
	Matthew Crownover, SP	3
	Steven Duggar, OF	3
2015	Matthew Crownover, SP	1
	Chris Okey, C	1
	Tyler Krieger, DH/UT	2
	Reed Rohlman, OF	2
	Steven Duggar, OF	3
	Eli White, SS	3
2016	Seth Beer, OF	1
	Chris Okey, C	1
	Pat Krall, RP	2
	Seth Beer, OF	F
2017	Reed Rohlman, OF	1
	Seth Beer, OF	2
	Pat Krall, SP	2
	Charlie Barnes, SP	3
	Andrew Cox, 1B	3
	Chase Pinder, OF	3
	Logan Davidson, SS	F
2018	Seth Beer, OF	1
	Ryley Gilliam, RP	1
	Logan Davidson, SS	2
	Grayson Byrd, DH/UT	3
	Kyle Wilkie, C	3
	Chris Williams, 1B	3
	Spencer Strider, P	F
2019	Grayson Byrd, OF	1
	Logan Davidson, SS	2
	Davis Sharpe, SP	2
	Mat Clark, SP	3
	Carson Spiers, RP	3
	Kyle Wilkie, C	3
	Davis Sharpe, SP/DH	F
2021	Caden Grice, 1B	2
	James Parker, SS	2
	Mack Anglin, SP	F
	Caden Grice, 1B	F
2022	Max Wagner, 3B	1
	Mack Anglin, SP	3
	Blake Wright, 2B	3
2023	Billy Amick, DH/UT	1
	Cam Cannarella, OF	1
	Caden Grice, SP	2
	Cooper Ingle, C	3
	Cam Cannarella, OF	F
2024	Aidan Knaak, P	1
	Blake Wright, 2B	2
	Cam Cannarella, OF	3
	Aidan Knaak, P	F

F - All-ACC Freshman selection; Note: No team named in 2020 due to a coronavirus (COVID-19) pandemic.

ACC ACADEMIC HONOR ROLL MEMBERS

1957	Carol Brown Sam Gambrell Harold Lingerfelt	Jody Burttram Doug Gray Billy Trapp	Billy McMillon Scott Melzer Jeff Miller	Grant Redding Doug Roper Justin Singleton	Gene Pierce Daniel Pritchard Robert Rohrbaugh	Jay Baum Kevin Brady Thomas Brittle	
1959	Clayton Lowder	1980	Greg Guin Neil Simons Billy Trapp	1993	2006	Matt Campbell Kevin Caughman Scott Firth	
1960	David Sprouse	1981	Alan Armour Jody Burttram Jeff Gilbert	2000	Chris Allen William Bond Brad Chalk	Brock Goodling Mike Kent Spencer Kieboom	
1961	David Sprouse	1982	Jeff Gilbert Frank Russ	2001	Chad Bendinelli Khalil Greene Paul Harrelson	Dominic Leone Jonathan Meyer Phil Pohl	
1962	Damon Vincent	1983	Craig Roberson Jeff Gilbert Tom Mallon	2002	Henri Stanley Casey Stone Jeff Baker	Jason Stolz	
1963	Greg Casey Elmo Lam Damon Vincent David Wrenn	1984	Derek Spears George Stone Oliver Whitaker	2003	Chad Coder Nick Glaser Khalil Greene	2013	Patrick Andrews Kyle Bailey Clay Bates Jay Baum Garrett Boulware Thomas Brittle Matt Campbell Andrew Cox
1965	David Wrenn	1985	Burke Fairey Jeff Kerr Bill Spiers	1994	Eric DeMoura Jamie Eggleston Paul Galloway	2007	William Bond Alex Burg Brad Chalk
1966	John Dinneen Jack McCall Pete Myers	1986	George Stone Derek Borgert Eric DeMoura	1995	Eric DeMoura Paul Galloway Scott Winchester	2008	Michael Johnson Ryan Klosterman B.J. LaMura
1967	Bill Bonekat John Dinneen Bob Lowell Pete Myers Bill Parmer Keith Waters Charlie Watson	1987	Doug Marchal Randy Mazey Tim Parker	1996	Brian Holstad Bryan Schroeder Rodney Williams	2009	William Bond Mike Freeman Doug Hogan
1968	Bill Bonekat Nelson Gibson	1988	Brian Kowitz Randy Mazey Tim Parker Jerome Santivasci	1997	Darren Adams Derek Borgert Eric DeMoura Jeff Kane	2010	Kevin Brady Mike Freeman David Haselden
1969	Bill Bonekat Dave Njot	1989	Alan Botkin Jerome Santivasci	1998	Darren Adams Derek Borgert Mike Calitri	2011	Clay Bates Kevin Brady Matt Campbell
1971	Lindsay Graham	1990	Fred Daniels Brian Kowitz Tim Parker Michael Spiers	1999	Justin Singleton Derek Borgert Mike Calitri	2012	Patrick Andrews Kevin Caughman Robert Jolly Mike Freeman David Haselden Spencer Kieboom Brad Miller John Nester Phil Pohl Justin Sarratt Richie Shaffer Jason Stolz
1972	Pat Fitzsimmons Pete Hendricks	1991	Jim Anderson Fred Daniels Jeff Miller Jeff Morris Michael Spiers	2004	2005	2013	Patrick Andrews Glenn Batson Matt Campbell Andrew Cox Matthew Crownover Steven Duggar Daniel Gossett Brody Koerner Jonathan Meyer John Mulkey Kevin Pohle Tyler Slaton Steve Wilkerson
1973	Pat Fitzsimmons Charlie Ing Randy Quintell Pete Sampson	1992	Fred Daniels Jamie Eggleston	2006	2007	2014	Patrick Andrews Glenn Batson Matt Campbell Andrew Cox Matthew Crownover Steven Duggar Daniel Gossett Adam Hosler Brody Koerner Tyler Krieger Kevin Pohle Eli White Steve Wilkerson
1974	Terry Armstrong Charlie Ing Randy Quintrell Pete Sampson			2008	2009	2015	Patrick Andrews Charlie Barnes Glenn Batson K.J. Bryant Andrew Cox Matthew Crownover Steven Duggar Maleeke Gibson Brody Koerner Pat Krall Chase Pinder Kevin Pohle Mike Triller Eli White Weston Wilson
1975	Chuck Porter Randy Quintrell			2009	2010	2016	Charlie Barnes Seth Beer Andrew Cox Alex Eubanks Robert Jolly Pat Krall Chase Pinder Adam Renwick Drew Wharton
1976	David Beasley Steve Nilsson Chuck Porter Randy Quintrell			2010	2011	2017	Patrick Andrews Charlie Barnes Andrew Cox Logan Davidson Alex Eubanks Jacob Hennessy Tyler Jackson Weston Jackson Robert Jolly Pat Krall Travis Marr Chase Pinder Adam Renwick Carson Spiers Drew Wharton Kyle Wilkie Seth Beer
1977	Steve Nilsson Randy Quintrell Billy Trapp			2011	2012	2018	Bryce Bowen Mat Clark Andrew Coker Brooks Crawford Logan Davidson
1978	Alan Hoover Steve Nilsson			2012			
1979	Alan Armour						



CHRIS FIDRYCH WAS A THREE-TIME ACC ACADEMIC HONOR ROLL MEMBER (2005-07).

ACC ACADEMIC HONOR ROLL MEMBERS



BLAKE WRIGHT WAS A FOUR-TIME ACC ACADEMIC HONOR ROLL MEMBER (2021-24).

- Kier Meredith
- Rasesh Pandya
- James Parker
- Davis Sharpe
- Mac Starbuck
- Max Wagner
- Blake Wright
- 2022 Ryan Ammons
- Tristan Bissetta
- Benjamin Blackwell
- J.D. Brock
- Nick Clayton
- Tyler Corbitt
- Josh Davis
- Chad Fairey
- Patrick Farrisee
- Geoffrey Gilbert
- Bryar Hawkins
- Rob Hughes
- P.J. Labriola
- Jackson Lindley
- Rocco Reid
- Mac Starbuck
- Will Taylor
- Camden Troyer
- Max Wagner
- Ricky Williams
- Blake Wright
- 2023 Gavin Abrams
- Joe Allen
- B.J. Bailey
- Riley Bertram
- Tristan Bissetta
- Benjamin Blackwell
- Nick Clayton
- Tyler Corbitt
- Jack Crighton
- Jay Dillard
- Nathan Dvorsky
- Reed Garris
- Nathan Hall
- Nick Hoffmann
- Jacob Jarrell
- Jackson Lindley
- Nolan Nawrocki
- Mac Starbuck
- Will Taylor
- Willie Weiss
- Blake Wright
- 2024 Joe Allen
- Billy Barlow
- Tristan Bissetta
- Cooper Blausser
- Luke Brown
- Andrew Ciufu
- Nick Clayton
- Brodey Conn
- Jack Crighton
- Jay Dillard
- Nathan Dvorsky
- Chance Fitzgerald
- Reed Garris
- Austin Gordon

- Nathan Hall
- Jacob Hinderleider
- Rob Hughes
- Jacob Jarrell
- Aidan Knaak
- Lucas Mahlstedt
- Matthew Marchal
- Alden Mathes
- Tryston McCladdie
- Jacob McGovern
- Nolan Nawrocki
- Jimmy Obertop
- Ty Olenchuk
- Devin Parks
- Will Taylor
- Drew Titsworth
- Blake Wright

- William Bond 2006-08
- Graham Stoneburner 2007-09
- Adam Ward 2007-09
- Mike Freeman 2008-10
- Brad Miller 2009-11
- Kevin Caughman 2010-12
- Spencer Kieboom 2010-12
- Clay Bates 2011-13
- Jonathan Meyer 2011-13
- Matthew Crownover 2013-15
- Steven Duggar 2013-15
- Brody Koerner 2013-15
- Charlie Barnes 2015-17
- Pat Krall 2015-17
- Chase Pinder 2015-17
- Robert Jolly 2016-18
- Adam Renwick 2016-18
- Logan Davidson 2017-19
- Travis Marr 2017-19
- Ryne Huggins 2018-20
- Spencer Strider 2018-20
- Ryan Ammons 2020-22
- Geoffrey Gilbert 2020-22
- Bryar Hawkins 2020-22
- P.J. Labriola 2020-22
- Nick Hoffmann 2020,21,23
- Jackson Lindley 2020,22,23
- Tristan Bissetta 2022-24
- Nick Clayton 2022-24
- Rob Hughes 2021,22,24
- Will Taylor 2022-24

FIVE-TIME MEMBERS

- Josh Cribb 2002-06
- Justin Sarratt 2007-11
- Patrick Andrews 2012-15,17
- Andrew Cox 2013-17

FOUR-TIME MEMBERS

- Randy Quintrell 1974-77
- Paul Galloway 1993-96
- Eric DeMoura 1994-97
- Derek Borgert 1996-99
- Ryan Hub 2001-04
- Gene Pierce 2002-05
- Matt Vaughn 2006-09
- Kevin Brady 2009-12
- Phil Pohl 2009-12
- Jason Stolz 2009-12
- Matt Campbell 2011-14
- Kevin Pohle 2011,13-15
- Carson Spiers 2017-20
- Mat Clark 2018-21
- Kier Meredith 2018-21
- Mac Starbuck 2020-23
- Blake Wright 2021-24

THREE-TIME MEMBERS

- Bill Bonekat 1967-69
- Billy Trapp 1977,79,80
- Jeff Gilbert 1981-83
- George Stone 1984-86
- Tim Parker 1987,88,90
- Fred Daniels 1990-92
- Jeff Morris 1991-93
- Andy Taulbee 1992-94
- Justin Singleton 1998-00
- Khalil Greene 2000-02
- B.J. LaMura 2000-02
- Paul Harrelson 2000,02,03
- Steven Jackson 2001-03
- Herman Demmink 2003,04,06
- Stephen Faris 2004-06
- Doug Hogan 2004,06,08
- Brad Chalk 2005-07
- Chris Fidrych 2005-07
- Taylor Harbin 2005-07

FIRST-TEAM ALL-ACC & ACC ACADEMIC HONOR ROLL

- Elmo Lam 1963
- Jack McCall 1966
- Chuck Porter 1976
- Neil Simons 1980
- Mike Mahoney 1981
- Jeff Gilbert 1982
- Randy Mazey 1987
- Bill Spiers 1987
- Brian Kowitz 1990
- Scott Winchester 1995
- Matthew LeCroy 1997
- Jeff Baker 2001
- Khalil Greene 2001,02
- Michael Johnson 2002
- Taylor Harbin 2005
- Kris Harvey 2005
- Josh Cribb 2006
- Brad Miller 2011
- Richie Shaffer 2011
- Phil Pohl 2012
- Daniel Gossett 2014
- Matthew Crownover 2015
- Seth Beer 2016,18
- Ryley Gilliam 2018
- Grayson Byrd 2019
- Max Wagner 2022
- Aidan Knaak 2024

- Ryley Gilliam
- Bo Gobin
- Justin Hawkins
- Ryne Huggins
- Robert Jolly
- Bo Majkowski
- Travis Marr
- Kier Meredith
- Adam Renwick
- Carson Spiers
- Spencer Strider
- 2020 Kyle Wilkie
- Ryan Ammons
- Adam Renwick
- Carson Spiers
- Spencer Strider
- Grayson Byrd
- Mat Clark
- Andrew Coker
- Brooks Crawford
- Logan Davidson
- Bo Gobin
- Adam Hackenberg
- Justin Hawkins
- Jacob Hennessy
- Ryne Huggins

- Travis Marr
- Kier Meredith
- James Parker
- Luke Sommerfeld
- Carson Spiers
- Spencer Strider
- 2020 Kyle Wilkie
- Ryan Ammons
- Mack Anglin
- Mat Clark
- Matt Cooper
- Drew Donathan
- Evan Estridge
- Chad Fairey
- Jonathan French
- Pierce Gallo
- Geoffrey Gilbert
- Adam Hackenberg
- Bryar Hawkins
- Nick Hoffmann
- Ryne Huggins

- P.J. Labriola
- Jackson Lindley
- Kier Meredith
- James Parker
- Sheldon Reed
- Davis Sharpe
- Carson Spiers
- Mac Starbuck
- Spencer Strider
- 2021 Ryan Ammons
- Mack Anglin
- Mat Clark
- Alex Edmondson
- Evan Estridge
- Pierce Gallo
- Geoffrey Gilbert
- Bryar Hawkins
- Nick Hoffmann
- Rob Hughes
- P.J. Labriola
- Matthew Lumdsen

- Jacob Jarrell
- Jackson Lindley
- Nolan Nawrocki
- Mac Starbuck
- Will Taylor
- Willie Weiss
- Blake Wright
- 2024 Joe Allen
- Billy Barlow
- Tristan Bissetta
- Cooper Blausser
- Luke Brown
- Andrew Ciufu
- Nick Clayton
- Brodey Conn
- Jack Crighton
- Jay Dillard
- Nathan Dvorsky
- Chance Fitzgerald
- Reed Garris
- Austin Gordon

ALL-ACC ACADEMIC SELECTIONS

- 2006 Brad Chalk
- Sean Clark
- Josh Cribb
- Herman Demmink
- Ben Hall
- Taylor Harbin
- David Kopp
- 2007 Alex Lee
- Daniel Moskos
- Matt Vaughn
- 2008 Mike Freeman
- Alex Lee
- Justin Sarratt
- Graham Stoneburner
- 2009 Mike Freeman
- Jason Stolz
- Graham Stoneburner
- Matt Vaughn
- 2010 Kevin Brady
- Mike Freeman

- David Haselden
- Brad Miller
- Richie Shaffer
- 2011 Kevin Brady
- Matt Campbell
- Scott Firth
- David Haselden
- Spencer Kieboom
- Brad Miller
- Phil Pohl
- Kevin Pohle
- Justin Sarratt
- Richie Shaffer
- Jason Stolz
- 2012 Kevin Brady
- Thomas Brittle
- Scott Firth
- Spencer Kieboom
- Jonathan Meyer
- Phil Pohl

- Jason Stolz
- 2013 Thomas Brittle
- Matt Campbell
- Matthew Crownover
- Steven Duggar
- Jonathan Meyer
- 2014 Matt Campbell
- Matthew Crownover
- Steven Duggar
- Tyler Krieger
- 2015 Matthew Crownover
- Steven Duggar
- Chase Pinder
- Eli White
- 2016 Charlie Barnes
- Seth Eubanks
- * Pat Krall
- Chase Pinder
- 2017 Charlie Barnes

- Andrew Cox
- Logan Davidson
- Tyler Jackson
- Weston Jackson
- Pat Krall
- Chase Pinder
- 2018 Logan Davidson
- Ryley Gilliam
- Jacob Hennessy
- Travis Marr
- Carson Spiers
- 2019 Mat Clark
- * Logan Davidson
- Carson Spiers
- 2021 Mack Anglin
- Mat Clark
- Geoffrey Gilbert
- Nick Hoffmann
- James Parker

- 2022 Ryan Ammons
- Mack Anglin
- Benjamin Blackwell
- Max Wagner
- Blake Wright
- 2023 Joe Allen
- B.J. Bailey
- Riley Bertram
- Benjamin Blackwell
- Nick Clayton
- Jack Crighton
- Reed Garris
- Nathan Hall
- Jacob Jarrell
- Blake Wright
- 2024 Joe Allen
- Tristan Bissetta
- Nick Clayton
- Jack Crighton
- Reed Garris

- Austin Gordon
- Jacob Hinderleider
- Rob Hughes
- Aidan Knaak
- Lucas Mahlstedt
- Matthew Marchal
- Alden Mathes
- Nolan Nawrocki
- Jimmy Obertop
- Will Taylor
- Drew Titsworth
- Blake Wright

* - ACC Baseball Scholar-Athlete-of-the-Year; Note: No team named in 2020 due to a coronavirus (COVID-19) pandemic.

LETTERMEN

A

Player	VL	Year(s)
Abbott, Gus	1	1958
Abrams, Gavin	2	2022,23
Adams, Brian	3	1997-99
Adams, Darren	1	1998
Adams, Mark	2	1972,73
Additon, Matt	4	1997-00
Adeimy, John	1	1973
Adkins, Rusty	3	1965-67
Allen, Joe	2	2023,24
Allen, Robbie	3	1978-80
Amick, Billy	2	2022,23
Ammons, Ryan	4	2020-23
Anderson, Jack	1	1969
Anderson, Jim	2	1990,91
Andrade Jr., Jorge	1	2005
Andrews, Patrick	4	2012,13,16,17
Angel, Jason	3	1990-92
Angley, Doug	2	1949,50
Anglin, Mack	3	2020-22
Armstrong, Terry	4	1971-74
Asbill, Joe	1	1948
Askew, Keyshawn	3	2019-21
Atanasio, Dominic	2	2011,12
Aughtry, Gene	3	1949-51
Ayers, Stan	3	1962-64
Ayoub, Pete	3	1961-63

B

Player	VL	Year(s)
Bach, Woody	1	1968
Bagwell, Kenny	2	1970,72
Bagwell, Larry	3	1957-59
Bailey, B.J.	1	2023
Bailey, Bob	1	1937
Bailey, Kyle	1	2012
Baker, Jeff	3	2000-02
Baker, Jimmy	3	1972-74
Baker, Roger	3	1950-52
Baldwin, Chuck	4	1984-87
Barbary, Eddie	3	1965-67
Barlow, Billy	3	2022-24
Barnes, Brian	4	1986-89
Barnes, Charlie	3	2015-17
Barnett, Bill	4	1953-56
Bates, Clay	4	2012-15
Bates, Neil	1	1953
Batson, Glenn	2	2015,16
Baucom, Steve	4	1984-87
Baum, Jay	3	2012-14
Beasley, Jeremy	1	2017
Beasley, Rick	1	1971
Beer, Seth	3	2016-18
Belk, Don	3	1941-43
Belk, Greg	3	1974-76
Bell, Tom	1	1938
Bendinelli, Chad	1	2000
Benson, Kris	3	1994-96
Berken, Jason	3	2003,04,06
Berney, Scott	1	2000
Berry, Ed	2	1947,49
Berry, Bob	3	1941-43
Bertram, Riley	1	2023
Bevis, Jay	4	1969-72
Bickley, Charlie	2	1940,41
Biegert, Mark	4	1984-87
Bigwood, Dave	1	1973
Bissetta, Tristan	2	2023,24
Blackston, Charlie	2	1954,55
Blackwell, Benjamin	2	2022,23
Blakeney, Reid	2	1959,60
Blalock, Joe	3	1940-42
Blauser, Cooper	1	2024
Bohonak, Mike	1	1963
Bond, William	2	2007,08
Bonekat, Bill	3	1967-69
Bonnette, Robert	4	1976-79
Boozer, Thomas	4	1999-02
Borgert, Derek	4	1996-99
Bosdell, Francis	1	1946
Boselli, Teddy	3	1936,38,39
Bostic, Alex	3	2014-16
Botkin, Alan	4	1986-89
Boulware, Garrett	3	2012-14
Bowen, Bryce	1	2018
Boyce, J.A.	1	1943
Boyd, Patrick	3	1998-00
Boyd, Roger	1	1960

Boyd, Wilson	4	2007-10
Boyer, John	1	1989
Bradford, Eric	3	1990-92
Bradford, Jeff	4	1971-74
Bradley, Jimmy	2	1967,68
Bradley, Kevin	1	2013
Bradley, Len	2	1979,80
Bray, Randy	3	1968-70
Bradshaw, Toby	1	1960
Brady, Kevin	4	2009-12
Brewer, Dylan	3	2020-22
Brier, Coe	2	1981,82
Brizek, Seth	3	1993-95
Briley, Paxton	3	1990-92
Brittle, Thomas	2	2012,13
Brizak, Seth	3	1993-95
Brock, J.D.	2	2021,22
Brodie, George	3	1937-39
Brodie, G.W.	1	1953
Brooks, Jerry	3	1986-88
Broome, Nathan	2	1996,97
Brown, Carol	2	1955,57
Brown, C.M.	1	1945
Brown, Joe	2	1953,54
Brown, J.R.	1	1947
Brown, Luke	1	2024
Brown, Mike	3	1978-80
Browning, Skip	3	1997-99
Bryan, Charles	1	1928
Bryant, K.J.	2	2016,17
Bryant, Tim	2	1959,60
Buchanan, Dude	3	1939-41
Buffamoyer, Dave	2	1978,79
Bultmann, Kurt	4	1996-99
Bunnell, David	1	2007
Burg, Alex	2	2006,07
Burgess, J.D.	2	2007,08
Burgess, Wyatt	1	1932
Burnett, John	2	1985,86
Burnette, Bill	1	1962
Burnette, Zack	3	1958-60
Burnham, Gary	4	1994-97
Byrd, Grayson	3	2017-19

C

Player	VL	Year(s)
Cagle, Mavis	2	1945,46
Caldwell, Dave	3	1975-77
Calitri, Mike	3	1998-00
Campana, Jackson	2	2013,16
Campbell, Matt	4	2011-14
Campbell, Paul	3	2015-17
Cannarella, Cam	2	2023,24
Carpenter, D.D.	1	1943
Carraway, Doug	2	1965,66
Carter, Chris	2	1992,93
Casanova, Adrian	2	2005,06
Casay, Greg	2	1963,64
Castelli, Bill	2	1979,80
Castles, Tom	2	1947,49
Cathcart, Joe	1	1934
Caughman, Kevin	2	2011,12
Chalk, Brad	3	2005-07
Chamblee, Lawrence	2	1929,30
Chapman, Tommy	3	1963-65
Charpia, Rusty	3	1986,88,89
Chastain, Billy	1	1988
Chavous, Clarence	3	1933-35
Childs, Ryan	3	2000-02
Ciufo, Andrew	1	2024
Clackum, Scott	2	1997,98
Clark, Harold	2	1932,33
Clark, Mat	4	2018-21
Clark, Sean	1	2006
Clayton, Nick	5	2020-24
Cleveland, Tom	1	1947
Cline, Steve	2	1973,74
Clyne, Ty	2	1959,60
Clyne, Stephen	3	2005-07
Coakley, Francis	3	1939-41
Coakley, George	3	1939-41
Cobb, Bill	2	1945,46
Cohen, Earl	1	1966
Coder, Chad	1	2001
Coker, Andrew	1	2019
Coker, Butch	3	1957-59
Coker, Homer	3	1942,43,47
Coker, Larry	3	1940-42
Coker, Ray	3	1937-39
Coker, Roy	3	1952-54

Cole, Richard	2	1933,34
Coleman, Jim	1	1955
Collins, Pat	1	1997
Colvin, Tyler	3	2004-06
Compton, George	1	1955
Cone, Mickey	1	1954
Conn, Brodey	1	2024
Cook, Brandt	1	1999
Cook, James	2	1929,31
Cooper, Matt	3	2018-20
Corbin, Ted	1	1992
Corbett, Tyler	2	2022,23
Cordileone, Lou	1	1959
Cositore, Vince	1	1972
Costigan, Joe	4	2011-14
Courtney, M.I.	1	1936
Couture, Mike	4	1987-90
Cowart, Lawton	3	1964-66
Cox, Andrew	4	2014-17
Cox, Carol	2	1949,50
Cox, Jay	1	2011
Cram, Josh	1	2001
Crawford, Brooks	4	2016-19
Cribb, Josh	4	2003-06
Crighton, Jack	2	2023,24
Crocker, Barry	1	1954
Cromwell, Patrick	2	2017,18
Crook, E.J.	1	1931
Crosby, Ralph	2	1937,38
Crosland, Ben	3	1952,54,55
Crouch, Roby	3	1950-52
Crowley, Jim	4	1988-91
Crownover, Matthew	3	2013-15
Croxton, Billy	2	1934,35
Cruz, Tomas	2	2009,10
Culbertson, Ken	4	1948-51
Currier, Steve	1	1985
Curtis, John	1	1968

D

Player	VL	Year(s)
D'Alessio, Andy	4	2004-07
Daniels, Fred	3	1990-92
Dantzler, Ellis	2	1965,66
Darden, Ethan	2	2023,24
Davidson, Logan	3	2017-19
Davidson, Mark	1	1982
Davis, Billy	1	1983
Davis, J.H.	1	1931,33
Dawsey, Jason	3	1993-95
Deanhardt, Luke	3	1948-50
DeBerry, Fred	3	1957-59
DeBerry, Joe	3	1989-91
Decker, J.B.	1	1931
Deese, Kyle	1	2009
Dellastatious, Andy	1	1939
Delk, Trey	2	2008,09
DeLoach, Arthur	1	1937
DeMaino, L.J.	1	2002
Demarest, Alan	3	1968-70
Demmink, Herman	4	2003-06
DeMoura, Eric	4	1994-97
Dempsey, A.G.	1	1951
Dempsey, Bob	1	1959
Dill, Jay	2	2022,23
Dillard, Jay	1	2024
Dillon, Scott	2	1985,86
Dinneen, John	2	1966,67
Dixon, Eddie	2	1969,70
Dobson, Clyde	2	1939,40
Donathan, Drew	2	2018,20
Douglass, Jesse	1	1999
Drake, Johnny	1	1956
Duffie, Will	3	1994-96
Duggar, Steven	3	2013-15
Duke, Bill	3	1980-82
Dunlap, George	1	1928
Dunlap, Gene	1	1966
Dunster, Mike	4	2011-14
Durham, W.S.	2	1934,35
Dvorsky, Nathan	2	2023,24
Dwyer, Chris	1	2009

E

Player	VL	Year(s)
Eckerl, Tony	3	1973-75
Edmondson, Alex	2	2021,22
Edwards, Jim	2	1937,38
Eggleston, Jamie	4	1992-95

Ellis, Brian	4	1997-00
Ellisor, Dave	3	1961-63
Embler, Jason	4	1994-97
Epps, Chris	4	2008-11
Erwin, Zack	3	2013-15
Eskew, Henry	1	1928
Eskew, Jerry	1	1968
Estridge, Evan	2	2020,21
Eubanks, Alex	2	2016,17
Evans, Garrick	3	2002-04
Evans, Jim	2	1951,52
Everett, Brady	2	2003,04
Eydenberg, Mike	2	1993,94

F

Player	VL	Year(s)
Fahrney, Gary	1	1976
Fairey, Burke	4	1985-88
Fairey, Chad	4	2019,20,22,23
Farina, Alan	1	2007
Faris, Stephen	3	2004-06
Faw, Brian	2	1989,90
Felder, Brad	1	2012
Ferguson, Jesse	1	2005
Fidrych, Chris	2	2005,07
Fiorenza, Drew	2	2005,06
Firth, Scott	4	2010-13
Fish, Barry	1	1963
Fisher, Jeff	1	1985
Fisher, Leo	3	1943,47,48
Fitzgerald, Chance	1	2024
Fitzsimmons, Pat	3	1973-75
Fleming, Ray	2	1946,47
Fletcher, Jake	1	2011
Foley, Bill	3	1975-77
Folger, Al	3	1936-38
Ford, Bill	2	1950,51
Fordham, Angus	2	1930,31
Foster, Chuck	2	1990,91
Fox, R.H.	1	1938
Frank, Kyle	4	1999,01-03
Frantz, Tim	1	1995
Frazier, Ron	3	1988-90
Frederick, Alex	3	2009-11
Freeman, Eddis	1	1945
Freeman, Mike	3	2008-10
Freeman, Todd	1	1978
French, Jonathan	2	2021,22
Fulton, Jay	2	1983,84

G

Player	VL	Year(s)
Gaddis, Bob	2	1948,49
Gaddis, C.J.	1	2004
Gaines, Roger	3	1952,53,55
Gallagher, Glenn	2	1980,81
Gallo, Pierce	2	2020,21
Galloway, Paul	4	1993-96
Gambrell, Sam	1	1957
Garris, Reed	3	2022-24
Garrison, Dave	1	1956
Gerhardt, Rusty	4	1969-72
Gibson, Maleekee	3	2013,15,16
Gibson, Nelson	3	1966-68
Gilbert, Geoffrey	3	2020-22
Gilbert, Jeff	3	1981-83
Gillespie, Frank	4	1943,47,49
Gilliam, Ryley	3	2016-18
Glaser, Nick	2	2000,01
Gobin, Bo	2	2018,19
Good, Jay	3	1941-43
Gordon, Austin	3	2022-24
Goren, Mike	1	2016
Gossett, Daniel	3	2012-14
Graham, Lindsay	4	1970-73
Green, Michael	1	2019
Green, Steve	1	1985
Green, Zane	4	2001-04
Greene, Jordan	4	2016-19
Greene, Khalil	4	1999-02
Grice, Caden	3	2021-23
Griffith, Owen	3	2017-19
Griffith, William	4	1947-50
Grogan, R.L.	1	1946
Guin, Greg	3	1979-81
Gullickson, Craig	2	2008,09

H

Player	VL	Year(s)
Hackenberg, Adam	3	2019-21
Hackett, Roger	1	1982
Hackle, Trent	2	1991,92
Hahn, Jeff	4	2002-05
Hair, Billy	1	1951
Hall, Ben	2	2005,06
Hall, Charlie	1	1952
Hall, Nathan	2	2023,24
Hall, Sam	4	2018-21
Hamilton, Hines	1	1948
Hamilton, Lin	4	1971-74
Hampton, Mike	2	1993,94
Harbeson, Gene	3	1961,63
Harbin, Taylor	3	2005-07
Harman, Casey	3	2008-10
Harrelson, Paul	4	2000-03
Harris, Jason	2	1998,99
Harrison, Donovan	1	1998
Harrison, Robert	1	1955
Harvey, Kris	3	2003-05
Haselnden, David	4	

LETTERMEN

J		
Player	VL	Year(s)
Jackson, Steven	4	2001-04
Jackson, Tony	3	1963-65
Jackson, Tyler	1	2017
Jackson, Weston	1	2017
James, Bill	3	1966-68
Jarrell, Jacob	2	2023,24
Jay, John	4	1984-87
Jersild, Aaron	4	1988,90-92
Jessen, Herb	3	1940,42,43
Johnson, Addison	4	2007,09-11
Johnson, Johnny	2	1968,70
Johnson, Laval	3	1967-69
Johnson, Michael	4	2000-03
Jolly, Robert	4	2015-18
Jones, Holt	3	2018-20
Jones, Jimmy	1	1948
Jones, Johnny	2	1962,63
Joyce, Hardin	2	1947,49
Joye, Charlie	2	1943,46
Joye, J.D.	1	1931
Jordan, J.J.	1	1942
Justus, Johnny	1	1929

K		
Player	VL	Year(s)
Kaltenbach, Leo	1	1955
Kane, Jeff	1	1999
Kearse, H.H.	1	1932
Kea, Hootie	3	1949-51
Kendall, Chet	2	1990,91
Kennedy, Shane	2	2013,14
Kent, Mike	3	2010,12,13
Kenyon, Bobby	3	1978-80
Keppen, Jeff	2	1993,94
Key, Jimmy	3	1980-82
Khoury, Pete	2	1976,77

Kieboom, Spencer	3	2010-12
Kimbrell, Mike	4	1988-91
King, Don	1	1953
King, H.T.	1	1943
Kingsmore, Doug	3	1952-54
Klosterman, Ryan	1	2001
Knaak, Aidan	1	2024
Knoebel, Fred	3	1950-52
Koch, Billy	3	1994-96
Koerner, Brody	3	2013-15
Kopp, David	3	2005-07
Kowitz, Brian	3	1988-90
Krall, Pat	3	2015-17
Krieger, Tyler	3	2013-15
Kuester, Steve	3	1968-70
Kyle, Kevin	1	2010

L		
Player	VL	Year(s)
LaBella, Barney	1	1975
Labriola, P.J.	3	2020-22
Lackey, Lleyton	2	2023,24
Lakey, Ed	1	1958
Lam, Elmo	3	1961-63
Lamb, Will	3	2009-11
LaMura, B.J.	3	2000-02
Landers, Bill	1	1955
Landrum, Joe	2	1946,47
Lawton, John	1	1992
Laycock, Bobby	1	1983
LeCroy, Bradley	4	1997-00
LeCroy, Matthew	3	1995-97
Lee, Alex	2	2007,08
Lee, Harry	1	1935
Lee, Larry	2	1973,74
Leggett, Tanner	2	2005,06
LeGuernic, Justin	1	2024
Lemaster, Dave	4	1980-83

Leone, Dominic	3	2010-12
Lewis, David	1	2022
Lindley, Jackson	5	2019-23
Lindsay, Herbert	1	1945
Livingston, Doug	2	1995,96
Lockhart, Mike	3	1989,91,92
Locklair, Pop	1	1941
Lodgek, Ed	1	1966
Lomax, Nicky	3	1961-63
Lombardi, Justin	1	1999
Long, Jake	2	2014,15
Looper, Tom	1	1946
Lovorn, Garrett	2	2014,16
Lowder, Clayton	2	1959,60
Lowell, Bob	3	1964,65,67
Lowery, Phillip	3	1986-88
Lucas, Landon	1	2021
Lumsden, Tyler	3	2002-04
Lynn, Dave	2	1960,61
Lynn, Kevin	2	2000,01
Lyon, Tommy	2	1962,63

M		
Player	VL	Year(s)
Macrina, Eric	4	1988-91
Magill, Richard	3	1928-30
Mahaffey, Clay	2	1928,29
Mahlstedt, Lucas	1	2024
Mahoney, Collin	3	2002-04
Mahoney, Mike	2	1975,81
Mahony, Bob	2	1975,76
Majkowski, Bo	4	2018-21
Malec, Mark	1	1975
Malkmus, David	1	1977
Mallon, Tom	2	1983,84
Marchal, Doug	2	1986,87
Marchal, Matthew	1	2024
Marr, Travis	2	2018,19

Marsella, Ben	2	1963,64
Marsh, Bill	1	1957
Marshall, Ty	1	2024
Martin, Alex	3	2006-08
Martin, Bill	3	1942,43,47
Martin, Glenn	2	1982,83
Martin, Lynn	1	1983
Martin, Walter	1	1928
Masone, Tony	2	1978,79
Mathes, Alden	1	2024
Mathews, Ray	4	1948-51
Mathews, Houston	2	1976,77
Matz, Brian	3	1994-96
Mazey, Randy	4	1985-88
McCall, Jack	3	1964-66
McCall, Mike	1	1967
McCann, Brad	2	2003,04
McCladdie, Tryston	1	2024
McCleon, Dexter	2	1993,94
McCullom, Jim	4	1982-85
McCray, Ontrell	2	1996,97
McDaniel, Mark	1	1976
McDonald, Leon	2	1957,58
McGee, Joe	1	1946
McGibbon, Jon	4	2011-14
McGovern, Jacob	1	2024
McKay, Ray	4	1948-51
McKinney, Clinton	2	2008,09
McLaurin, Charles	2	1951,52
McMakin, Lynwood	2	1946,47
McMillan, Raiford	1	1929
McMillon, Billy	3	1991-93
Meekins, Larry	2	1974,75
Melzer, Scott	3	1991-93
Meredith, Kier	4	2018-21
Meyer, Jonathan	4	2010-13
Milchin, Mike	3	1987-89
Miller, Bob	1	1933
Miller, Brad	3	2009-11
Miller, David	3	1993-95
Miller, Jeff	4	1990-93
Miller, Mitchell	1	2017
Miller, Ryan	2	2017,18
Miller, Seth	2	2001,02
Miller, Scott	2	1991,92
Mimms, Charlie	3	1942,43,46
Mitchell, D.J.	3	2006-08
Monahan, Shane	3	1993-95
Monin, Andy	4	1991-94
Moore, Gene	4	1946-49
Moore, Jack	1	1947
Moore, Joseph	1	1928
Moore, L.H.	1	1946
Moore, Ronnie	2	1964,65
Moorefield, Joseph	4	2010-13
Mork, Hoby	1	1993
Morris, Bobby	2	1953,54
Morris, Jeff	4	1990-93
Morris, Tim	1	2007
Morris, Wyman	3	1952-54
Morrow, Sam	1	1951
Moskos, Daniel	3	2005-07
Mottl, Ryan	4	1997-00
Mounce, Richard	1	2009
Moyer, Drew	2	2014,15
Munroe, Buddy	1	2007
Murphy, Brett	1	2003
Murr, Jack	1	1974
Murray, Joe	1	1952
Musselman, Ron	2	1976,77
Myers, Doby	1	1956
Myers, Pete	3	1965-67

N		
Player	VL	Year(s)
Nawrocki, Nolan	1	2024
Nester, John	3	2008-10
Nilsson, Steve	3	1976-78
Nimmer, W.A.	1	1930
Nivens, H.B.	2	1929,30
Nixon, Buddy	2	1962,64
Norris, Bobby	1	1959
Northrup, Kevin	4	1989-92
Nystrom, Peter	1	1998


O		
Player	VL	Year(s)
Oakley, Frank	1	1963
Obertop, Jimmy	1	2024

O'Dell, Billy	3	1952-54
Ogburn, Mac	1	1962
Okey, Chris	3	2014-16
Olenchuk, Ty	4	2021-24
Olson, Dave	2	1961,62
O'Quinn, Jim	2	1955,56
O'Rear, Connor	2	2019,20
Owen, Jim	2	1955,56
Owen, W.H.	1	1945
Owens, Jimmy	1	1964
Owens, Randy	1	1973

P		
Player	VL	Year(s)
Pack, Tommy	2	1964,66
Padgett, Matt	3	1996-98
Pagliei, Joe	1	1953
Pandya, Rasesh	1	2021
Papp, Andrew	1	2016
Paradis, Mike	3	1997-99
Parker, Ace	2	1940,41
Parker, James	3	2019-21
Parker, Kyle	3	2008-10
Parker, Tim	3	1987,88,90
Parkins, R.A.	2	1931,32
Parks, Devin	1	2024
Parmer, Bill	3	1965-67
Parrish, Scott	3	1981,83,84
Parsons, Jeff	1	1997
Pasqualini, Charlie	2	1960,61
Patterson, Choppy	1	1960
Paulling, Bob	3	1981,83,84
Paulsen, Ben	3	2007-09
Pavilack, Harry	2	1960,61
Pawlowski, John	3	1983-85
Pawlowski, John A.	3	1989-91
Pearman, Deas	1	1928
Pearman, Fred	2	1928,29
Peele, Tim	4	1988-91
Peltz, Pete	2	1977,78
Pennington, Clyde	1	1935
Phillips, Chad	4	1990-93
Pickens, Bob	1	1940
Pierce, Gene	3	2003-05
Pinder, Chase	3	2015-17
Player, W.W.	1	1929
Poe, Sam	2	1959,60
Pohl, Phil	4	2009-12
Pohle, Kevin	4	2011,12,14,15
Pomeranz, Mike	2	1987,88
Porter, Chuck	3	1974-76
Powers, Scott	3	1981,83,84
Priester, Buck	3	1930-32
Pritchard, Daniel	3	2003-05
Pritchett, Jesse	2	1936,37
Proctor, Landrum	3	1931-33
Prophet, Bill	4	1970-73
Proto, Mike	4	1998-01
Pruitt, June	1	1946
Pulaski, Mike	2	1973,74
Pumphrey, Ed	1	1964
Purify, Jarren	1	2024
Pyzik, Steve	4	2000-03

Q		
Player	VL	Year(s)
Qualters, Tommy	4	1975-78
Quinn, Andrew	1	1946
Quinn, Dewey	2	1946,47
Quinn, Winston	1	1946
Quintrell, Randy	4	1974-77

R		
Player	VL	Year(s)
Raffield, Carter	2	2020,21
Ramey, Endel	2	1930,31
Reader, D.J.	1	2013
Reames, Joe Don	1	1999
Reba, Steve	4	1999-02
Reed, Sheldon	2	2019,20
Reese, Gerald	1	1960
Reid, Regan	2	2020,21
Reid, Rocco	3	2022-24
Rentz, Luther	3	1942,43,47
Renwick, Adam	4	2015-18
Rhinehardt, James	1	1932
Rhodes, Rusty	2	1995,96
Rhue, Mike	1	1998
Rice, Tim	2	1983,84




DOUG LIVINGSTON
LETTERED TWO
TIMES (1995,96).

LETTERMEN

Rich, Spencer	1	2022
Richard, Steve	1	2006
Richey, John	2	1935,36
Richey, R.M.	2	1933,34
Ricketts, Art	1	1961
Rigsby, Tim	2	1989,90
Riley, Ryan	1	2000
Riley, Stick	2	1945,46
Rivers, Ivey	2	1932,33
Roberson, Craig	4	1980-83
Robinson, Jerome	2	1995,96
Rohlman, Reed	3	2015-17
Rohrbaugh, Robert	3	2003-05
Roller, Jimmy	3	1959-61
Roper, Doug	3	1996,98,99
Ross, Jack	1	1946
Rowland, Joey	2	1986,87
Russ, Frank	4	1980-83
Russell, Don	3	1968-70
Russell, J.M.	1	1945
Ryan, Lanny	2	1960,62

S

Player	VL	Year(s)
Sampson, Pete	1	1975
Sanders, Henry	1	1946
Sanders, Matt	2	2008,09
Sanders, Smiley	2	1972,73
Santangelo, Lou	1	2004
Santivasci, Jerome	4	1985,87-89
Sargent, Dick	2	1963,64
Sarratt, Justin	5	2007-11
Satterfield, Shawn	2	1992,93
Sauve, Jeff	4	1992-95
Saylors, Robby	2	1952,53
Schaus, Jeff	4	2008-11
Schmidt, Clate	4	2013-16
Schmidt, Jarrod	3	2000-02
Schmitt, Paul	3	1977-79
Schnabel, Brock	2	2007,08
Schnell, Alex	4	2015-18
Schnell, Kyle	1	2013
Schroeder, Bill	3	1977-79
Schroeder, Bryan	3	1994,95,97
Scott, Ray	2	1996,97
Seibert, Kurt	3	1974-76
Severs, Johnny	3	1969-71
Sexton, Jay	2	1980,81
Shaffer, Richie	3	2010-12
Sharman, Howard	2	1964,67
Sharpe, Davis	3	2019-21
Sheaffer, Danny	1	1980
Shealy, Don	3	1955-57
Shealy, Lonnie	2	1954,55
Shepard, David	1	1996
Sherard, Hale	1	1947
Sheriff, Glenn	1	1956
Sherman, Joe	3	1932-34
Shore, Henry	3	1934-36
Shumake, Brooks	3	1982-84
Siepe, Jeff	1	1970
Simons, Neil	4	1977-80
Simpson, J.A.	1	1951
Singleton, Justin	3	1998-00
Sipp, Tony	1	2004
Slaton, Tyler	4	2012-15
Slevin, David	2	2002,03
Smith, Brodie	1	1994
Smith, Bryan	2	1981,82
Smith, Buster	3	1967-69
Smith, Dale	2	1964,65
Smith, Joe	1	1955
Smith, Jon	3	2000-02
Smith, Marquez	2	2006,07
Smith, Romaine	2	1930,31
Smith, Tad	2	1990,91
Smith, Tommy	1	1985
Smith, Tristan	2	2023,24
Snipes, G.L.	2	1938,39
Snyder, Brian	3	1977-79
Sommerfeld, Luke	1	2019
Spears, Derek	2	1984,85
Spiers, Bill	3	1985-87
Spiers, Bud	3	1957-59
Spiers, Carson	4	2017-20
Spiers, Michael	4	1988-91
Spies, Adam	1	1997
Sprouse, Dave	2	1959,60
Squires, Bob	1	1984



DENNY WALLING
LETTERED IN 1975.

Stanley, Henri	4	1997-00
Starbuck, Mac	4	2020-23
Steele, Bill	3	1985-87
Stefan, Todd	4	1988-91
Stewart, Randy	1	1971
Stidham, Ryan	1	1991
Stolz, Jason	4	2009-12
Stone, Casey	4	1998-01
Stone, George	2	1984,85
Stoneburner, Graham	2	2008,09
Storror, Travis	3	2004-06
Stowe, Harold	3	1957-59
Strider, Spencer	2	2018,20
Stroud, Dan	2	1947,49
Sturgeon, Chris	1	1993
Suggs, Dick	1	1959
Sullivan, Hank	1	1943
Sullivan, Mike	3	1977-79
Surber, Jon	1	2011
Sutton, George	3	1964-66
Swails, Armstrong	2	1934,35
Swanner, Jamie	1	1983
Swetenburg, Dick	4	1953-56

T

Player	VL	Year(s)
Tallent, Casey	2	2022,23
Taulbee, Andy	3	1992-94
Taylor, Joe	2	1992,93
Taylor, Joey	2	1961,62
Taylor, Will	3	2022-24
Templeton, Jim	1	1957
Teodosio, Bryce	4	2018-21
Terrill, Brett	2	1974,75
Teufel, Tim	2	1979,80
Thompson, Tommy	2	1985,86
Thraikill, Josh	3	2007,09,10

Threadgill, Henry	4	1986-89
Timmerman, J.A.	1	1945
Titsworth, Drew	1	2024
Toney, Wales	1	2014
Toth, Bill	2	1955,56
Towns, Andrew	1	2016
Trapp, Billy	3	1978-80
Triller, Mike	4	2013-16
Triplett, Russell	4	2001-04
Tripp, David	3	1988-90
Trolia, Aaron	1	2003
Troutman, John	2	1934,35
Troyer, Camden	1	2022
Truluck, John	2	1939,40
Tucker, Steve	4	1973-76
Tyler, H.H.	1	1945

U

Player	VL	Year(s)
Ulmer, Reed	1	1948
Ulnick, Burton	1	1945
Underwood, J.F.	1	1936
Urban, Alex	1	2021
Urrico, Anthony	1	2001

V

Player	VL	Year(s)
Valiente, Roberto	2	2002,03
Van Dyke, Steve	4	1980-83
Van Horn, Hunter	1	2015
Van Volkenburg, Dave	4	1969-72
Vaughn, Matt	4	2006-09
Verner, A.C.	1	1937
Veronee, Jack	1	1961
Vessell, Jeff	1	1999
Vetzel, Taylor	1	2015
Vincent, Damon	2	1961,62

Vining, Ken	3	1994-96
-------------	---	---------

W

Player	VL	Year(s)
Wagner, Max	2	2021,22
Waldrop, Kenny	1	1966
Walker, Adam	1	2003
Walling, Denny	1	1975
Ward, Adam	3	2007-09
Ward, Mike	2	1969,70
Ward, Ryan	2	1995,96
Waters, Keith	3	1966-68
Watkins, G.L.	1	1951
Watson, Charlie	3	1965-67
Watson, Mark	2	1994,95
Watson, Nat	3	1929-31
Watson, Reed	2	1966,68
Weatherly, Sam	3	2018-20
Weeks, Calvin	4	1969-72
Weems, Billy	4	1977-80
Weismann, Scott	3	2009-11
Weiss, Willie	1	2023
Welch, Scott	2	1986,87
Werner, Brian	1	1996
Wharton, Drew	4	2015-18
Whitaker, Oliver	4	1984-87
White, Craig	4	1969-71,73
White, Eli	3	2014-16
White, Matt	3	1996-98
Whitfield, Larry	1	1967
Whitfield, Mike	2	1968,69
Widmann, Stan	4	2005-08
Wiles, Lee	2	1982,83
Wilkinson, Steve	4	2011-14
Wilkie, Kyle	3	2017-19
Williams, Chris	3	2016-18
Williams, David	1	2005

Williams, Keith	2	1991,92
Williams, Ray	4	1984-87
Williams, Ricky	2	2021,22
Williams, Rodney	3	1993,95,96
Williams, Steve	4	1984-87
Williams, Walter	1	1928
Wilson, Larry	3	1956-58
Wilson, Mitch	2	1983,84
Wilson, Rick	1	1971
Wilson, Weston	3	2014-16
Winchester, Scott	3	1993-95
Wingo, Billy	4	1974-77
Wisniewski, Gene	2	1977,78
Woessner, Dave	3	1977-79
Woodruff, Foggy	1	1930
Wrenn, David	1	1965
Wright, Blake	4	2021-24
Wright, Charlie	2	1942,43
Wroblewski, Justin	1	2019
Wyatt, Steve	3	1974-76

Y

Player	VL	Year(s)
Young, Rick	2	1969,70
Youngman, Steve	2	1978,79

Z

Player	VL	Year(s)
Ziegler, Michael	3	1928-30
Zocchi, P.J.	3	2005-07
Zoltak, Matt	2	2007,08
Zupa, Ron	3	1966-68

Note: **Bold** denotes returning player.

HIGHEST SCORING INNINGS

CLEMSON • OVERALL

Rk	Date	Opponent	Inning	Runs
1.	3-21-1998	Maryland	3	19
2.	4-7-1979	at NC State	9	18
3.	5-23-2018	Notre Dame*	4	17
4.	4-23-1999	Georgia Tech	4	16
5.	3-14-1998	Maine ⁽²⁾	6	14
6.	3-30-1954	Washington and Lee	3	13
7.	4-2-1952	Davidson	4	12
	3-31-1974	Duke	4	12
	3-20-1978	Duke	5	12
	3-10-1987	Marshall	1	12
	2-28-1998	UNCW	3	12
	3-14-1998	Maine ⁽¹⁾	5	12
	3-26-2002	Coastal Carolina	5	12
	6-02-2002	East Carolina	6	12
	4-10-2005	Duke	8	12

* - Durham, N.C.

CLEMSON • INNING 1

Rk	Date	Opponent	Runs
1.	3-10-1987	Marshall	12
2.	3-27-1986	Maryland	11
3.	4-18-1961	South Carolina	10
	4-8-1970	at Belmont Abbey	10
	3-30-2002	Maryland	10

CLEMSON • INNING 2

Rk	Date	Opponent	Runs
1.	5-3-2004	Florida State	11
2.	5-22-1980	East Tennessee State	10

CLEMSON • INNING 3

Rk	Date	Opponent	Runs
1.	3-21-1998	Maryland	19
2.	3-30-1954	Washington and Lee	13
3.	2-28-1998	UNCW	12
4.	4-7-1999	Western Carolina	11
5.	6-3-2016	Western Carolina	10

CLEMSON • INNING 4

Rk	Date	Opponent	Runs
1.	5-23-2018	Notre Dame	17
2.	4-23-1999	Georgia Tech	16
3.	4-2-1952	Davidson	12
	3-31-1974	Duke	12
5.	5-19-2005	Miami (Fla.)	11
	5-8-2019	The Citadel	11
7.	5-3-1941	Newberry	10
	5-15-2007	College of Charleston	10

* - Durham, N.C.

CLEMSON • INNING 5

Rk	Date	Opponent	Runs
1.	3-20-1978	at Duke	12
	3-14-1998	Maine ⁽¹⁾	12
	3-26-2002	Coastal Carolina	12
4.	3-6-1998	Stetson	11
5.	3-28-1969	Buffalo	10
	4-20-1984	Maryland*	10
	4-10-1989	Western Carolina	10
	3-24-1996	Maryland	10
	3-18-1997	Coastal Carolina	10
	2-26-2000	James Madison	10
	5-15-2010	at Wake Forest	10

* - Durham, N.C.

CLEMSON • INNING 6

Rk	Date	Opponent	Runs
1.	3-14-1998	Maine ⁽²⁾	14
2.	6-2-2002	East Carolina	12
3.	3-2-1991	at UNLV	11
4.	4-17-1971	Florida State	10
	4-14-1990	NC State	10

CLEMSON • INNING 7

Rk	Date	Opponent	Runs
1.	4-17-1951	Furman	11
	4-2-1958	The Citadel	11
	4-18-2000	Elon	11
4.	3-19-1974	at Florida	10
	5-13-1982	at Georgia Southern	10

CLEMSON • INNING 8

Rk	Date	Opponent	Runs
1.	4-10-2005	Duke	12
2.	4-1-1950	at Presbyterian	11
	3-3-1975	West Virginia	11
4.	2-27-1980	Georgia	10
	4-23-2002	Furman	10

CLEMSON • INNING 9

Rk	Date	Opponent	Runs
1.	4-7-1979	at NC State	18
2.	4-14-1995	at NC State	11

OPPONENT • OVERALL

Rk	Date	Opponent	Inning	Runs
1.	4-28-1930	at South Carolina	7	13
2.	4-10-1993	at NC State	1	12
	4-23-1997	at South Carolina	5	12
4.	4-5-1997	at Florida State	6	11
5.	4-11-1929	Michigan	6	10
	3-31-1949	Duke	5	10
	3-20-1976	at Georgia Southern	8	10
	4-8-1981	at Georgia	5	10
	5-14-1994	at Georgia Tech	5	10
	5-28-1999	Missouri State*	5	10
	4-27-2013	Georgia Tech	5	10
	3-22-2022	Coastal Carolina	1	10
	4-26-2024	at Louisville	4	10

* - Fayetteville, Ark.

OPPONENT • INNING 1

Rk	Date	Opponent	Runs
1.	4-10-1993	at NC State	12
2.	3-22-2022	Coastal Carolina	10
3.	3-24-1950	Michigan State	8
	4-17-1985	Maryland*	8
5.	5-26-2017	Virginia [^]	8

* - Atlanta, Ga.; [^] - Louisville, Ky.

OPPONENT • INNING 2

Rk	Date	Opponent	Runs
1.	4-7-1937	at Erskine	9
2.	5-13-1950	The Citadel	8
	6-15-1958	Holy Cross*	8
	3-12-1972	at Florida State	8

* - Omaha, Neb.

OPPONENT • INNING 3

Rk	Date	Opponent	Runs
1.	4-18-1949	Wofford	9
	4-24-1977	Wake Forest	9
3.	4-12-1955	Maryland	8
	5-4-1962	at Wake Forest	8
	4-12-1990	at South Carolina	8
	4-19-1997	at NC State	8

OPPONENT • INNING 4

Rk	Date	Opponent	Runs
1.	4-26-2024	at Louisville	10
2.	5-7-1969	at Davidson	9
	5-7-2016	NC State	9
4.	3-27-1954	Ohio State*	8
	2-2-1986	at Georgia Southern	8
	5-14-2010	at Wake Forest	8
	3-23-2013	Duke ⁽²⁾	8

* - Winter Park, Fla.

OPPONENT • INNING 5

Rk	Date	Opponent	Runs
1.	4-23-1997	at South Carolina	12
2.	3-31-1949	at Duke	10
	4-8-1981	at Georgia	10
	5-14-1994	at Georgia Tech	10
	5-28-1999	Missouri State*	10
	4-27-2013	Georgia Tech	10

* - Fayetteville, Ark.

OPPONENT • INNING 6

Rk	Date	Opponent	Runs
1.	4-5-1997	at Florida State	11
2.	4-11-1929	Michigan	10
3.	4-7-1952	Wake Forest	9
	3-18-2006	at Virginia	9
5.	3-28-1985	at Virginia	8
	4-29-2005	Georgia Tech	8

OPPONENT • INNING 7

Rk	Date	Opponent	Runs
1.	4-28-1930	at South Carolina	13
2.	4-12-1955	Maryland	8
	3-28-1966	Ohio	8
	3-19-1976	at Jacksonville	8
	4-29-1983	at Western Carolina	8
	4-24-1985	at Georgia	8
	6-2-2001	at Miami (Fla.)	8
	5-11-2016	College of Charleston	8

OPPONENT • INNING 8

Rk	Date	Opponent	Runs
1.	3-20-1976	at Georgia Southern	10
2.	4-4-1949	Georgia	9
	5-8-1995	at Georgia Southern	9
4.	5-23-1966	at Florida State	8
	4-9-1969	at Georgia	8
	3-25-1997	at Western Carolina	8
	3-5-1999	Liberty	8
	4-16-2006	at Georgia Tech	8
	4-5-2008	at Miami (Fla.)	8
	5-29-2016	Florida State*	8

* - Durham, N.C.

OPPONENT • INNING 9

Rk	Date	Opponent	Runs
1.	4-19-1949	Presbyterian	9

Note: **Bold** denotes a Clemson home game.

TOP-25 NCAA STAT RANKINGS

Year	Team/Player	Category	Figure	Rk	
1958	Clemson	Winning %	.781	5	
	Clemson	SB/Game	2.05	23	
	Paxton Briley	ERA	1.69	5	
	Kevin Northrup	SB/Game	0.73	10	
1959	Clemson	2B/Game	2.20	13	
	Clemson	3B/Game	0.45	21	
	Chad Phillips	Wins	12	9	
1960	Harold Stowe	Appearances	19	2	
	Harold Stowe	K/9 IP	10.8	12	
1962	Clemson	Batting Average	.290	24	
	Dave Lynn	HR/Game	0.36	5	
1963	Dave Lynn	Slugging %	.708	15	
	Clemson	HR/Game	1.6	1	
	Clemson	Slugging %	.508	3	
	Clemson	Batting Average	.313	4	
	Clemson	Fielding %	.957	9	
	Johnny Jones	Slugging %	.732	8	
	Johnny Jones	Batting Average	.439	10	
	1963	Clemson	Batting Average	.282	25
	1964	Clemson	Fielding %	.954	20
	1965	Clemson	Batting Average	.290	14
Rusty Adkins		Batting Average	.444	5	
Jack McCall		HR/Game	0.28	8	
Jack McCall		Slugging %	.670	16	
Rusty Adkins		Slugging %	.659	21	
1966		Clemson	HR/Game	1.28	1
Clemson		R/Game	9.1	1	
Clemson		Slugging %	.502	1	
Clemson		Batting Average	.321	2	
Clemson		Fielding %	.958	16	
1967	George Sutton	HR/Game	0.38	3	
	Jack McCall	2B/Game	0.41	4	
	George Sutton	RBI/Game	1.34	6	
	Rusty Adkins	3B/Game	0.21	10	
	Lawton Cowart	HR/Game	0.28	10	
	Lawton Cowart	RBI/Game	1.10	13	
	1967	Clemson	Fielding %	.962	8
	Clemson	ERA	2.16	22	
	Bill Parmer	ERA	1.14	13	
	Bill Parmer	Wins	9	18	
1971	Rusty Gerhardt	Wins	11	12	
1975	Clemson	ERA	2.47	14	
	Clemson	Fielding %	.961	17	
1976	Denny Walling	RBI/Game	1.58	1	
	Denny Walling	Slugging %	.807	2	
	Denny Walling	HR/Game	0.34	4	
	Denny Walling	Batting Average	.421	10	
	Clemson	Fielding %	.967	8	
1977	Chuck Porter	Wins	12	9	
	David Caldwell	3B/Game	0.16	12	
	1977	Clemson	Fielding %	.967	9
	Clemson	R/Game	7.8	13	
	Brian Snyder	ERA	1.19	2	
1979	Ron Musselman	Wins	12	6	
	Bill Foley	HR/Game	0.27	15	
	1979	Clemson	R/Game	8.3	10
	1980	Tim Teufel	RBI/Game	1.43	11
	1981	Greg Guin	2B/Game	0.37	14
1982	Clemson	2B/Game	2.19	4	
	1983	Clemson	ERA	3.48	13
	1984	Clemson	ERA	2.99	6
	1985	Clemson	2B/Game	1.96	7
	1986	Clemson	DP/Game	1.11	8
	1987	Clemson	ERA	3.79	11
	Bill Spiers	3B/Game	0.17	10	
	1988	Clemson	2B/Game	2.35	8
		Clemson	SB/Game	2.76	9
		1989	Clemson	ERA	3.23
1989	Brian Barnes	Strikeouts	208	1	
	Brian Barnes	K/9 IP	12.8	2	
	Brian Barnes	Wins	16	4	
	John Pawlowski	ERA	1.96	19	
	1990	Clemson	R/Game	7.94	13
1991	Brian Kowitz	R/Game	1.32	2	
	Eric Macrina	RBI/Game	1.30	6	
	Eric Macrina	HR/Game	0.34	10	
	Joe DeBerry	RBI/Game	1.17	20	
	Clemson	R/Game	9.97	1	
	Clemson	Winning %	.857	1	
	Clemson	Wins	60	1	
1992	Clemson	2B/Game	2.70	2	
	Clemson	HR/Game	1.59	2	
	Clemson	Slugging %	.571	5	
	Clemson	Batting Average	.341	7	
	Clemson	3B/Game	0.47	22	
	Jason Angel	Wins	14	4	
	Eric Macrina	HR/Game	0.35	16	
	Billy McMillon	2B/Game	0.40	21	
	Jason Angel	ERA	2.33	24	
	1992	Clemson	ERA	2.86	5
1993	Clemson	Winning %	.781	5	
	Clemson	SB/Game	2.05	23	
	Paxton Briley	ERA	1.69	5	
	Kevin Northrup	SB/Game	0.73	10	
	1993	Clemson	2B/Game	2.20	13
	Clemson	3B/Game	0.45	21	
	Chad Phillips	Wins	12	9	
	Scott Winchester	Saves	10	13	
	Keith Williams	RBI/Game	1.22	21	
	1994	Clemson	Wins	57	1
Clemson		Winning %	.760	5	
Clemson		ERA	3.46	21	
Shane Monahan		Hits	137	1	
Shane Monahan		Runs	97	1	
Andy Taulbee		Wins	12	14	
Shane Monahan		R/Game	1.29	15	
Shane Monahan		Batting Average	.415	21	
1995		Clemson	Wins	54	2
Clemson		Winning %	.794	3	
Clemson	ERA	3.14	6		
Clemson	DP/Game	1.16	7		
Clemson	R/Game	8.38	10		
Clemson	Slugging %	.495	17		
Clemson	3B/Game	0.46	24		
Billy Koch	K/9 IP	11.5	5		
Scott Winchester	Saves	14	6		
David Miller	3B/Game	0.15	10		
Gary Burnham	2B/Game	0.41	23		
1996	Clemson	ERA	3.03	1	
	Clemson	Wins	51	4	
	Clemson	Winning %	.750	11	
	Clemson	Fielding %	.965	27	
	Billy Koch	K/9 IP	12.3	3	
	Kris Benson	Wins	14	T-4	
	Kris Benson	ERA	2.02	5	
	Kris Benson	K/9 IP	11.8	5	
	Ken Vining	K/9 IP	10.6	21	
	1997	Clemson	HR/Game	1.48	25
Kurt Bultmann	2B/Game	0.52	4		
Matthew LeCroy	HR/Game	0.38	25		
1998	Clemson	Winning %	.729	13	
	Clemson	Fielding %	.965	20	
	Clemson	ERA	4.27	21	
	Scott Clackum	Saves	9	T-14	
	1999	Clemson	2B/Game	2.45	15
Clemson	R/Game	8.87	17		
Clemson	DP/Game	1.09	23		
Jason Harris	BB/Game	0.93	T-24		
Henri Stanley	BB/Game	0.93	T-24		
2000	Clemson	Winning %	.739	9	
2001	Clemson	Fielding %	.969	13	
	Clemson	ERA	3.99	19	
	Clemson	3B/Game	0.41	21	
	Nick Glaser	Saves	15	T-6	
	Ryan Riley	3B/Game	0.13	T-11	
	Casey Stone	K/AB	1/18.1	18	
	2001	Clemson	HR/Game	1.35	16
	Clemson	Fielding %	.968	19	
	Casey Stone	K/AB	1/27.4	2	
	Jeff Baker	HR/Game	0.38	T-7	
Steve Reba	Winning %	.800	19		
Jeff Baker	RBI/Game	1.25	T-25		
2002	Clemson	Winning %	.761	9	
	Clemson	Fielding %	.971	9	
	Clemson	HR/Game	1.58	11	
	Clemson	Slugging %	.533	12	
	Clemson	Batting Average	.324	21	
	Clemson	R/Game	8.2	22	
	Clemson	DP/Game	1.10	24	
	Khalil Greene	Slugging %	.877	2	
	Khalil Greene	Batting Average	.470	3	
	Matt Henrie	Wins	13	T-4	
Steve Reba	Wins	13	T-4		
Khalil Greene	2B/Game	0.46	7		
Khalil Greene	R/Game	1.31	9		
Khalil Greene	HR/Game	0.38	11		
Jeff Baker	HR/Game	0.37	15		
Michael Johnson	HR/Game	0.35	20		
Khalil Greene	RBI/Game	1.28	22		
Jeff Baker	RBI/Game	1.28	23		
Michael Johnson	Slugging %	.749	24		
2003	Clemson	DP/Game	1.11	7	
	Michael Johnson	BB/Game	63	2	
2004	Clemson	2B/Game	2.29	T-17	
	Patrick Hogan	Saves	10	T-21	
2005	Clemson	HR/Game	1.15	22	
	Kris Harvey	HR/Game	0.38	6	
	Taylor Harbin	2B/Game	0.42	13	
Brad Chalk	SH/Game	0.23	24		
2006	Clemson	Winning %	.768	4	
	Clemson	ERA	3.26	6	
	Clemson	K/9 IP	8.0	17	
	Clemson	HR/Game	1.16	19	
	Clemson	Fielding %	.972	22	
	Brad Chalk	SH/Game	0.31	6	
	Andy D'Alessio	HR/Game	0.33	T-16	
Andy D'Alessio	RBI/Game	1.23	21		
2007	Clemson	K/9 IP	8.3	12	
	Clemson	ERA	3.73	25	
	Andy D'Alessio	Home Runs	17	T-23	



KRIS HARVEY WAS SIXTH IN THE NATION IN HOMERS PER GAME (0.38) IN 2005.



TOP-25 NCAA STAT RANKINGS

AUSTIN GORDON
TIED FOR SIXTH IN
THE NATION WITH
11 SAVES IN 2024.



2008	Matt Vaughn	Saves	11	T-18
	D.J. Mitchell	Strikeouts	106	T-22
2009	Clemson	ERA	3.68	5
	Clemson	Double Plays	69	T-7
	Clemson	Walks	312	9
	Clemson	H/9 IP	8.62	11
	Clemson	K/9 IP	8.3	25
	Brad Miller	Walks	53	T-11
	Ben Paulsen	Hits	95	T-22
2010	Clemson	Double Plays	81	2
	Clemson	Walks	375	3
	Clemson	Runs	600	5
	Clemson	Sacrifice Flies	42	T-5
	Clemson	DP/Game	1.16	6
	Clemson	Hits	764	8
	Clemson	Home Runs	93	T-15
	Clemson	R/Game	8.6	19
	Clemson	Stolen Bases	106	T-25
	Jeff Schaus	RBI's	87	4
	Kyle Parker	Runs	85	5
	Kyle Parker	Walks	56	T-15
	Mike Freeman	Hits	99	T-19
	Kyle Parker	R/Game	1.27	22
	Brad Miller	Walks	50	T-23
	Mike Freeman	Sacrifice Flies	7	T-25
	Kyle Parker	Home Runs	20	T-25
2011	Clemson	Sacrifice Flies	46	2
	Clemson	Hits	687	5
	Clemson	Batting Average	.318	6
	Clemson	Walks	304	6
	Clemson	Runs	449	11
	Clemson	Slugging %	.460	14
	Clemson	Stolen Bases	106	T-14
	Clemson	R/Game	7.1	15
	Clemson	H/9 IP	8.00	23

	Clemson	SB/Game	1.68	25
	Clemson	Doubles	127	T-25
	Brad Miller	On-Base %	.498	16
	Brad Miller	Batting Average	.395	25
	Spencer Kieboom	Sacrifice Flies	7	T-25
2012	Clemson	Double Plays	62	T-12
	Clemson	Walks	270	17
	Clemson	DP/Game	0.98	23
	Richie Shaffer	Walks	63	T-3
	Richie Shaffer	BB/Game	1.00	6
	Thomas Brittle	Triples	8	T-10
	Thomas Brittle	3B/Game	0.14	16
2013	Clemson	Stolen Bases	111	16
	Clemson	SB/Game	1.79	25
2014	Clemson	K/9 IP	8.1	11
	Clemson	Doubles	116	T-18
	Clemson	Stolen Bases	89	T-20
	Clemson	Sacrifice Flies	32	T-23
	Garrett Boulware	Sacrifice Flies	8	T-10
	Daniel Gossett	Strikeouts	107	22
2015	Clemson	Walks	274	18
	Steven Duggar	Walks	54	T-5
	Steven Duggar	Sacrifice Flies	8	T-10
	Steven Duggar	BB/Game	0.89	13
	Matthew Crownover	Wins	10	T-13
	Matthew Crownover	H/9 IP	5.94	20
	Zack Erwin	K/BB	5.75	21
	Matthew Crownover	ERA	1.82	25
2016	Clemson	Walks	359	2
	Clemson	Home Runs	75	T-7
	Clemson	HR/Game	1.17	11
	Clemson	Wins	44	T-13
	Clemson	Runs	461	16
	Clemson	Win %	68.8	19
	Clemson	R/Game	7.2	25

	Seth Beer	Walks	62	3
	Chris Okey	RBI's	74	3
	Seth Beer	On-Base %	.535	4
	Pat Krall	ERA	1.67	7
	Seth Beer	BB/Game	1.00	T-7
	Chase Pinder	Runs	67	T-7
	Seth Beer	Slugging %	.700	9
	Pat Krall	WHIP	0.93	10
	Seth Beer	RBI's	70	T-11
	Seth Beer	Home Runs	18	T-13
	Chris Okey	RBI/Game	1.16	15
	Chris Okey	Walks	51	T-17
	Pat Krall	Wins	10	T-18
	Weston Wilson	Sacrifice Flies	7	T-19
	Seth Beer	RBI/Game	1.13	21
	Seth Beer	HR/Game	0.29	T-23
2017	Clemson	K/BB	3.93	1
	Clemson	BB/9 IP	2.26	2
	Clemson	Shutouts	9	T-6
	Clemson	Walks	302	T-14
	Clemson	Sacrifice Flies	32	T-14
	Clemson	WHIP	1.24	17
	Clemson	Wins	42	T-18
	Clemson	Home Runs	73	T-21
	Clemson	ERA	3.59	23
	Seth Beer	Walks	64	2
	Seth Beer	BB/Game	1.02	3
	Alex Eubanks	K/BB	6.93	11
	Tyler Jackson	K/BB	6.80	12
	Tyler Jackson	BB/9 IP	1.08	14
	Seth Beer	On-Base %	.478	T-16
	Alex Eubanks	BB/9 IP	1.28	24
	Charlie Barnes	Strikeouts	113	T-24
2018	Clemson	HR/Game	1.56	2
	Clemson	Home Runs	98	T-3
	Clemson	Winning %	74.6	5
	Clemson	Walks	350	6
	Clemson	Wins	47	7
	Clemson	Slugging %	.451	25
	Seth Beer	Home Runs	22	5
	Seth Beer	HR/Game	0.35	10
	Seth Beer	Walks	54	T-12
	Chris Williams	RBI	72	T-12
	Chris Williams	Home Runs	18	T-17
	Chris Williams	RBI/Game	1.14	T-22
2019	Clemson	Home Runs	82	11
	Clemson	HR/Game	1.34	14
	Clemson	Double Plays	52	T-24
	Sam Hall	Stolen Bases	30	T-19
2020	Clemson	Shutouts	4	T-5
	Clemson	Wins	14	T-9
	Clemson	Winning %	82.4	T-17
	Sam Weatherly	H/9 IP	2.78	7
	Sam Weatherly	Strikeouts	43	T-7
	Sam Weatherly	K/9 IP	17.1	8
	Carson Spiers	Saves	4	T-17
	Bryar Hawkins	Sacrifice Flies	3	T-19
	Carson Spiers	Wins	3	T-23
2021	Kier Meredith	HBP	19	T-14
	Kier Meredith	HBP/Game	0.4	17
2022	Clemson	HR/Game	1.72	18
	Clemson	Home Runs	100	T-19
	Max Wagner	Slugging %	.852	2
	Max Wagner	Home Runs	27	T-3
	Max Wagner	HR/Game	0.47	T-4
	Max Wagner	RBI/Game	1.31	13
	Max Wagner	RBI's	76	T-13
	Max Wagner	Total Bases	173	T-17
	Max Wagner	On-Base %	.496	18
2023	Clemson	Wins	44	T-11
	Clemson	Hits	676	16
	Clemson	Winning %	69.8	17
	Clemson	ERA	4.30	19
	Clemson	Batting Average	.306	22
	Clemson	Doubles	132	T-23
	Caden Grice	H/9 IP	6.23	15
	Cam Cannarella	Hits	97	T-15
	Cam Cannarella	H/Game	1.64	17
2024	Clemson	Wins	44	T-12
	Clemson	Winning %	73.3	T-13
	Clemson	Home Runs	109	21
	Clemson	Hits	627	22
	Clemson	HR/Game	1.82	25
	Clemson	WHIP	1.38	25
	Austin Gordon	Saves	11	T-6
	Blake Wright	Sacrifice Flies	7	T-17
	Blake Wright	RBI's	75	T-20

Note: **Bold** denotes led the nation.

ACC TOURNAMENT RESULTS

Year	Site	W-L	Score	Opponent
1973	Chapel Hill, N.C.	W	10-6	Wake Forest
	Chapel Hill, N.C.	W	3-1	Virginia
	Chapel Hill, N.C.	L	4-8	NC State
	Chapel Hill, N.C.	L ⁽¹⁰⁾	2-3	NC State
1974	Raleigh, N.C.	W	6-4	North Carolina
	Raleigh, N.C.	L	2-3	Virginia
	Raleigh, N.C.	W	9-6	Virginia
	Raleigh, N.C.	W	12-5	NC State
	Raleigh, N.C.	L	6-8	NC State
1975	Chapel Hill, N.C.	L	2-7	North Carolina
	Chapel Hill, N.C.	W	15-1	Wake Forest
	Chapel Hill, N.C.	W	7-6	North Carolina
	Chapel Hill, N.C.	L	2-3	NC State
1976	Clemson, S.C.	W	2-0	Wake Forest
	Clemson, S.C.	W	2-1	Maryland
	Clemson, S.C.	W	3-2	Maryland
1977	Clemson, S.C.	W	10-3	NC State
	Clemson, S.C.	L	4-5	Wake Forest
	Clemson, S.C.	W	14-6	NC State
	Clemson, S.C.	L	9-22	Wake Forest
1978	Clemson, S.C.	W	12-1	NC State
	Clemson, S.C.	W	13-0	Duke
	Clemson, S.C.	W	7-2	Wake Forest
1980	Raleigh, N.C.	W	4-0	Wake Forest
	Raleigh, N.C.	W	9-4	Maryland
	Raleigh, N.C.	W	5-4	NC State
	Raleigh, N.C.	W	12-3	North Carolina
1981	Chapel Hill, N.C.	W ⁽¹⁰⁾	7-6	Georgia Tech
	Chapel Hill, N.C.	L	0-1	Duke
	Chapel Hill, N.C.	W ⁽¹⁰⁾	6-5	Wake Forest
	Chapel Hill, N.C.	W	7-4	North Carolina
	Chapel Hill, N.C.	W	9-2	Duke
	Chapel Hill, N.C.	W	7-5	North Carolina
1982	Chapel Hill, N.C.	W	10-9	Duke
	Chapel Hill, N.C.	W	16-2	Georgia Tech
	Chapel Hill, N.C.	L	4-6	Virginia
	Chapel Hill, N.C.	L	0-3	North Carolina
1983	Chapel Hill, N.C.	W	12-5	Virginia
	Chapel Hill, N.C.	W	8-1	NC State
	Chapel Hill, N.C.	L	5-6	North Carolina
	Chapel Hill, N.C.	W	14-7	Duke
	Chapel Hill, N.C.	W	5-2	North Carolina
	Chapel Hill, N.C.	L	1-10	North Carolina
1984	Durham, N.C.	L	5-8	Duke
	Durham, N.C.	W	7-6	Virginia
	Durham, N.C.	W	12-1	Maryland
	Durham, N.C.	L	6-7	North Carolina
1985	Atlanta, Ga.	W	17-12	Maryland
	Atlanta, Ga.	W	3-2	North Carolina
	Atlanta, Ga.	L	9-12	Georgia Tech
	Atlanta, Ga.	W	10-8	Virginia
	Atlanta, Ga.	L	5-7	Georgia Tech
1986	Durham, N.C.	W ⁽¹⁴⁾	6-5	Wake Forest
	Durham, N.C.	L	5-16	Georgia Tech
	Durham, N.C.	W ⁽¹⁰⁾	7-2	Maryland
	Durham, N.C.	L	4-6	NC State
1987	Greenville, S.C.	W	11-4	Wake Forest
	Greenville, S.C.	W	9-4	North Carolina
	Greenville, S.C.	W	8-0	NC State
	Greenville, S.C.	L	1-7	Georgia Tech
	Greenville, S.C.	L	7-11	NC State
1988	Greenville, S.C.	W	9-1	Duke
	Greenville, S.C.	L	0-1	North Carolina
	Greenville, S.C.	W	9-0	Maryland
	Greenville, S.C.	W	5-4	North Carolina
	Greenville, S.C.	L	6-7	North Carolina
1989	Greenville, S.C.	W	8-0	Maryland
	Greenville, S.C.	W	9-3	Georgia Tech
	Greenville, S.C.	W	5-4	North Carolina
	Greenville, S.C.	W	9-2	NC State
	Greenville, S.C.	W	12-4	North Carolina
1990	Greenville, S.C.	W	13-3	Duke
	Greenville, S.C.	W	7-3	Virginia
	Greenville, S.C.	L	1-3	North Carolina
	Greenville, S.C.	L	5-6	NC State
1991	Greenville, S.C.	W	13-1	Maryland
	Greenville, S.C.	W	7-2	Wake Forest
	Greenville, S.C.	W	6-5	Georgia Tech
	Greenville, S.C.	W ⁽¹¹⁾	7-4	Virginia
	Greenville, S.C.	W	24-8	Georgia Tech
1992	Greenville, S.C.	W ⁽¹⁰⁾	3-2	Virginia
	Greenville, S.C.	W	5-2	Florida State
	Greenville, S.C.	L	1-11	NC State
	Greenville, S.C.	W	5-4	Georgia Tech
	Greenville, S.C.	W	11-0	Florida State
	Greenville, S.C.	L	3-7	NC State
1993	Greenville, S.C.	W	4-2	Duke
	Greenville, S.C.	W	6-1	Florida State

Greenville, S.C.	W	9-8	Georgia Tech	
Greenville, S.C.	W	7-4	North Carolina	
Greenville, S.C.	L	5-7	Florida State	
Greenville, S.C.	W	11-7	NC State	
1994	Greenville, S.C.	W	7-1	Maryland
	Greenville, S.C.	W	17-5	NC State
	Greenville, S.C.	W	9-6	Georgia Tech
	Greenville, S.C.	L	4-10	Florida State
	Greenville, S.C.	W	4-1	Florida State
1995	Greenville, S.C.	W	10-0	Maryland
	Greenville, S.C.	W	6-4	North Carolina
	Greenville, S.C.	W	11-0	Florida State
	Greenville, S.C.	W	16-7	NC State
	Greenville, S.C.	L	2-12	Florida State
	Greenville, S.C.	L	2-8	Florida State
1996	Chapel Hill, N.C.	W	6-1	Duke
	Chapel Hill, N.C.	W	6-1	Georgia Tech
	Durham, NC	L	2-4	Virginia
	Durham, NC	L	1-2	Florida State
1997	St. Petersburg, Fla.	W	8-6	Wake Forest
	St. Petersburg, Fla.	W	7-4	Georgia Tech
	St. Petersburg, Fla.	L	4-8	Florida State
	St. Petersburg, Fla.	W ⁽¹⁰⁾	11-6	NC State
	St. Petersburg, Fla.	L	0-10	Florida State
1998	Durham, N.C.	L	1-4	North Carolina
	Durham, N.C.	L	6-10	Georgia Tech
1999	Durham, N.C.	W	7-6	NC State
	Durham, N.C.	L	3-6	Wake Forest
	Durham, N.C.	W	7-6	Maryland
	Durham, N.C.	W	8-7	Florida State
	Durham, N.C.	L	5-9	Wake Forest
2000	Fort Mill, S.C.	W	9-5	Virginia
	Fort Mill, S.C.	W	8-4	Florida State
	Fort Mill, S.C.	L	8-9	Georgia Tech
	Fort Mill, S.C.	W	12-5	Virginia
	Fort Mill, S.C.	L	4-8	Georgia Tech
2001	Fort Mill, S.C.	L	3-7	Virginia
	Fort Mill, S.C.	W	7-6	North Carolina
	Fort Mill, S.C.	L	4-5	Florida State
2002	St. Petersburg, Fla.	W	10-0	Georgia Tech
	St. Petersburg, Fla.	L	4-9	Florida State
	St. Petersburg, Fla.	W	5-3	NC State
	St. Petersburg, Fla.	W	8-6	Wake Forest
	St. Petersburg, Fla.	L	1-4	Florida State
2003	Salem, Va.	L	2-10	North Carolina
	Salem, Va.	L	4-7	Duke
2004	Salem, Va.	W	7-6	North Carolina
	Salem, Va.	L ⁽¹³⁾	7-11	Georgia Tech
	Salem, Va.	W	12-1	NC State
	Salem, Va.	L	5-6	North Carolina

RECORDS BY SITE & OPPONENT

Site	Years	W-L	Runs	Titles
Atlanta, Ga.	1	3-2	44-41	0
Clemson, S.C.	3	8-2	76-42	2
Chapel Hill, N.C.	5	17-9	168-111	1
Charlotte, N.C.	3	2-4	44-62	0
Durham, N.C.	13	22-20	260-226	2
Fort Mill, S.C.	2	4-4	55-49	0
Greensboro, N.C.	3	4-5	45-48	0
Greenville, S.C.	9	35-12	349-196	4
Jacksonville, Fla.	4	9-6	89-73	1
Louisville, Ky.	1	0-2	5-16	0
Raleigh, N.C.	2	7-2	65-37	1
St. Petersburg, Fla.	2	6-4	58-56	0
Salem, Va.	2	2-4	37-41	0
Totals	50	119-76	1295-998	11

Team	W-L	Runs
Boston College	1-1	9-8
Duke	9-5	99-60
Florida State	10-13	120-125
Georgia Tech	17-11	219-168
Louisville	4-1	37-28
Maryland	12-0	104-30
Miami (Fla.)	5-3	43-35
NC State	18-12	221-160
North Carolina	17-14	160-160
Notre Dame	1-0	21-4
Virginia	11-9	109-101
Virginia Tech	1-2	28-32
Wake Forest	13-5	125-87
Totals	119-76	1295-998

2005	Jacksonville, Fla.	L	1-8	Virginia
	Jacksonville, Fla.	W	9-1	Miami (Fla.)
	Jacksonville, Fla.	W	5-4	NC State
	Jacksonville, Fla.	L	4-5	Virginia
2006	Jacksonville, Fla.	W ⁽⁷⁾	13-1	Wake Forest
	Jacksonville, Fla.	W	3-2	Georgia Tech
	Jacksonville, Fla.	L ⁽¹⁰⁾	7-8	Georgia Tech
	Jacksonville, Fla.	W	16-11	Georgia Tech
	Jacksonville, Fla.	W	8-4	NC State
2007	Jacksonville, Fla.	W ⁽¹³⁾	5-4	Miami (Fla.)
	Jacksonville, Fla.	L	2-3	Wake Forest
	Jacksonville, Fla.	W	5-1	Florida State
2008	Jacksonville, Fla.	L	1-7	Miami (Fla.)
	Jacksonville, Fla.	L ⁽²⁾	0-10	NC State
	Jacksonville, Fla.	W	10-4	Georgia Tech
2009	Durham, N.C.	L	5-6	Virginia
	Durham, N.C.	L	4-10	Duke
	Durham, N.C.	W ⁽¹¹⁾	4-3	North Carolina
2010	Greensboro, N.C.	L	8-13	NC State
	Greensboro, N.C.	L	8-9	Virginia Tech
	Greensboro, N.C.	W	9-3	Georgia Tech
2011	Durham, N.C.	W	9-0	Georgia Tech
	Durham, N.C.	L	3-6	Florida State
	Durham, N.C.	W	6-3	NC State
2012	Greensboro, N.C.	L	2-3	Virginia
	Greensboro, N.C.	W	9-7	Florida State
	Greensboro, N.C.	L	1-5	Georgia Tech
2013	Durham, N.C.	L	3-6	NC State
	Durham, N.C.	L ⁽¹⁴⁾	7-12	North Carolina
	Durham, N.C.	L	0-7	Miami (Fla.)

2014	Greensboro, N.C.	W	5-3	Duke
	Greensboro, N.C.	W	3-2	Miami (Fla.)
	Greensboro, N.C.	L	0-3	Georgia Tech
2015	Durham, N.C.	L	1-3	Florida State
	Durham, N.C.	W	7-2	Louisville
	Durham, N.C.	L	3-6	North Carolina
2016	Durham, N.C.	W	5-4	Virginia
	Durham, N.C.	W	5-3	Louisville
	Durham, N.C.	W	5-4	Wake Forest
	Durham, N.C.	W	18-13	Florida State
2017	Louisville, Ky.	L	3-6	Duke
	Louisville, Ky.	L	2-10	Virginia
2018	Durham, N.C.	W ⁽⁷⁾	21-4	Notre Dame
	Durham, N.C.	W	7-1	Miami (Fla.)
	Durham, N.C.	L	4-5	Florida State
2019	Durham, N.C.	L ⁽¹¹⁾	5-7	Boston College
	Durham, N.C.	W	7-1	Louisville
2021	Charlotte, N.C.	L	10-15	Louisville
	Charlotte, N.C.	W	11-5	Georgia Tech
2022	Charlotte, N.C.	L	2-9	North Carolina
	Charlotte, N.C.	L	6-18	Virginia Tech
2023	Durham, N.C.	W	14-5	Virginia Tech
	Durham, N.C.	W	4-1	Boston College
	Durham, N.C.	W	10-4	North Carolina
	Durham, N.C.	W	11-5	Miami (Fla.)
2024	Charlotte, N.C.	L	7-8	Miami (Fla.)
	Charlotte, N.C.	W	8-7	Louisville
Totals			119-76 (.610)	50 Tourneys

Note: Bold denotes championship-clinching win.



CLEMSON CAPTURED ITS 11TH ACC TOURNAMENT TITLE WITH AN 11-5 WIN OVER MIAMI (FLA.) IN 2023.

NCAA TOURNAMENT RESULTS

Year	Site	W-L	Score	Opponent
1947	Charlotte, N.C.	L	2-8	Alabama
	Charlotte, N.C.	W	8-3	Auburn
	Charlotte, N.C.	W	1-0	Alabama
	Charlotte, N.C.	W	4-1	Alabama
	New Haven, Conn.	L	3-7	Yale
1950	Kannapolis, N.C.	L	1-6	Alabama
	Kannapolis, N.C.	L	2-4	Kentucky
1958	Gastonia, N.C.	L	6-8	Florida
	Gastonia, N.C.	W	4-2	George Washington
	Gastonia, N.C.	W ⁽¹⁰⁾	8-5	Florida State
	Gastonia, N.C.	W	15-14	Florida
	Gastonia, N.C.	W	3-1	Florida
	* Omaha, Neb.	W	3-1	Arizona
	* Omaha, Neb.	L	4-17	Holy Cross
	* Omaha, Neb.	L	3-5	Western Michigan
1959	Gastonia, N.C.	W	9-6	Georgia Tech
	Gastonia, N.C.	W	24-2	Florida State
	Gastonia, N.C.	W	5-0	Florida State
	* Omaha, Neb.	L ⁽¹²⁾	2-3	Arizona
	* Omaha, Neb.	W	7-1	Colorado State
	* Omaha, Neb.	L	0-7	Penn State
1967	Gastonia, N.C.	L	3-5	Florida State
	Gastonia, N.C.	W	5-0	West Virginia
	Gastonia, N.C.	W	6-4	Florida State
	Gastonia, N.C.	W	3-2	Auburn
	Gastonia, N.C.	L ⁽¹³⁾	5-6	Auburn
1975	Ypsilanti, Mich.	L	3-5	Eastern Michigan
	Ypsilanti, Mich.	L	4-5	Penn State
1976	Columbia, S.C.	W	13-2	Furman
	Columbia, S.C.	W	10-4	South Carolina
	Columbia, S.C.	W	6-2	Furman
	* Omaha, Neb.	W	9-4	Auburn
	* Omaha, Neb.	L ⁽¹⁰⁾	2-3	Eastern Michigan
	* Omaha, Neb.	L	6-10	Arizona
1977	Coral Gables, Fla.	W	8-7	Ole Miss
	Coral Gables, Fla.	W	7-2	Miami (Fla.)
	Coral Gables, Fla.	L	3-10	Miami (Fla.)
	Coral Gables, Fla.	W	10-9	Miami (Fla.)
	* Omaha, Neb.	L	7-10	Arizona State
	* Omaha, Neb.	W	13-4	Temple
	* Omaha, Neb.	L	0-1	Cal State LA
1978	Coral Gables, Fla.	W	8-5	Miami (Fla.)
	Coral Gables, Fla.	L	3-9	Marshall
	Coral Gables, Fla.	L	5-7	Miami (Fla.)
1979	Coral Gables, Fla.	W	8-4	Georgia Southern
	Coral Gables, Fla.	L	1-2	Miami (Fla.)
	Coral Gables, Fla.	W	2-0	Georgia Southern
	Coral Gables, Fla.	L	1-4	Miami (Fla.)
1980	Clemson, S.C.	W	22-4	East Tennessee State
	Clemson, S.C.	W	6-2	South Carolina
	Clemson, S.C.	W	17-12	South Carolina
	* Omaha, Neb.	L	5-13	Miami (Fla.)
	* Omaha, Neb.	L	4-6	California
1981	Clemson, S.C.	L	2-7	Wichita State
	Clemson, S.C.	L	1-2	East Tennessee State
1987	Huntsville, Ala.	W	8-0	West Virginia
	Huntsville, Ala.	W	6-3	Seton Hall
	Huntsville, Ala.	L	5-6	Arkansas
	Huntsville, Ala.	W	6-3	Auburn
	Huntsville, Ala.	L	2-4	Arkansas
1988	New Britain, Conn.	W ⁽¹⁹⁾	3-2	Fordham
	New Britain, Conn.	L	1-6	Rutgers
	New Britain, Conn.	W	11-1	St. John's
	New Britain, Conn.	L	7-8	Kentucky
1989	Tallahassee, Fla.	W	6-2	Stetson
	Tallahassee, Fla.	L	7-14	Auburn
	Tallahassee, Fla.	W	13-5	Stetson
	Tallahassee, Fla.	W	11-1	Auburn
	Tallahassee, Fla.	L	1-8	Florida State
1990	Austin, Texas	L	6-9	Creighton
	Austin, Texas	W	8-5	UT Arlington
	Austin, Texas	L	3-4	Creighton
1991	Orono, Maine	W	13-5	Princeton
	Orono, Maine	W	8-3	Villanova
	Orono, Maine	W	10-9	Mississippi State
	Orono, Maine	W	13-5	Maine
	* Omaha, Neb.	L	4-8	Creighton
	* Omaha, Neb.	L	11-12	Long Beach State
1992	Starkville, Miss.	W	8-4	Yale
	Starkville, Miss.	L	5-6	UCLA
	Starkville, Miss.	L	6-7	Oklahoma
1993	Knoxville, Tenn.	W	7-3	Rutgers
	Knoxville, Tenn.	W	10-3	Fresno State
	Knoxville, Tenn.	L	4-11	Fresno State
	Knoxville, Tenn.	L	1-9	Kansas
1994	Clemson, S.C.	W	5-1	The Citadel
	Clemson, S.C.	L	1-8	Notre Dame
	Clemson, S.C.	W	6-1	Old Dominion



IN 2024, CLEMSON CAPTURED ITS FIRST REGIONAL TITLE SINCE 2010.

Clemson, S.C.	L	5-11	Auburn
1995	Clemson, S.C.	W	8-4 Navy
	Clemson, S.C.	W	11-5 Jacksonville
	Clemson, S.C.	W	9-5 Winthrop
	Clemson, S.C.	W	7-4 Alabama
	* Omaha, Neb.	L	1-3 Tennessee
	* Omaha, Neb.	L	3-8 Stanford
1996	Clemson, S.C.	W	9-1 Charleston Southern
	Clemson, S.C.	W	5-1 Old Dominion
	Clemson, S.C.	W	6-3 West Virginia
	Clemson, S.C.	W	12-5 Tennessee
	* Omaha, Neb.	L	3-7 Miami (Fla.)
	* Omaha, Neb.	W ⁽¹⁰⁾	8-5 Oklahoma State
	* Omaha, Neb.	W	14-13 Alabama
	* Omaha, Neb.	L	5-14 Miami (Fla.)
1997	Lubbock, Texas	W	13-9 Nevada
	Lubbock, Texas	L	6-10 Rice
	Lubbock, Texas	L	7-12 Texas State
1998	Clemson, S.C.	W	12-3 The Citadel
	Clemson, S.C.	L ⁽¹⁶⁾	2-2 South Alabama
	Clemson, S.C.	L	5-8 Southern California
1999	Fayetteville, Ark.	L	5-23 Missouri State
	Fayetteville, Ark.	W	17-3 Delaware
	Fayetteville, Ark.	W	12-4 Arkansas
	Fayetteville, Ark.	W	8-7 Missouri State
	Fayetteville, Ark.	W	7-5 Missouri State
	College Station, Texas	L	3-20 Texas A&M
	College Station, Texas	W	10-3 Texas A&M
	College Station, Texas	L	4-5 Texas A&M
2000	Clemson, S.C.	W	4-0 Middle Tennessee
	Clemson, S.C.	W	9-3 Illinois
	Clemson, S.C.	W	21-3 Middle Tennessee
	Clemson, S.C.	W	11-4 Mississippi State
	Clemson, S.C.	W	9-4 Mississippi State
	* Omaha, Neb.	W	10-6 San Jose State
	* Omaha, Neb.	L	4-10 Stanford
	* Omaha, Neb.	L	4-5 Louisiana
2001	Clemson, S.C.	W	4-1 William & Mary
	Clemson, S.C.	W	24-4 Seton Hall
	Clemson, S.C.	W	8-2 Seton Hall
	Coral Gables, Fla.	L	8-10 Miami (Fla.)
	Coral Gables, Fla.	L	6-14 Miami (Fla.)
2002	Clemson, S.C.	W	15-1 Georgia Southern
	Clemson, S.C.	W	4-2 East Carolina
	Clemson, S.C.	W	21-1 East Carolina
	Clemson, S.C.	L	6-9 Arkansas
	Clemson, S.C.	W	8-7 Arkansas
	Clemson, S.C.	W	7-4 Arkansas
	* Omaha, Neb.	W	11-10 Nebraska
	* Omaha, Neb.	W	9-7 Georgia Tech
	* Omaha, Neb.	L	4-12 South Carolina
	* Omaha, Neb.	L	2-10 South Carolina
2003	Auburn, Ala.	L	8-10 Ohio State
	Auburn, Ala.	W ⁽¹⁰⁾	7-6 Princeton
	Auburn, Ala.	L	0-15 Auburn
2004	Athens, Ga.	W	10-6 Birmingham-Southern
	Athens, Ga.	L	3-6 Georgia
	Athens, Ga.	W	5-4 Birmingham-Southern
	Athens, Ga.	W	10-9 Georgia
	Athens, Ga.	L ⁽¹⁰⁾	6-7 Georgia
2005	Clemson, S.C.	W	12-2 North Carolina A&T
	Clemson, S.C.	W	6-0 College of Charleston
	Clemson, S.C.	W	8-3 Oral Roberts
	Waco, Texas	W	4-2 Baylor
	Waco, Texas	L	1-7 Baylor
	Waco, Texas	L	1-6 Baylor
2006	Clemson, S.C.	W	3-0 UNC Asheville
	Clemson, S.C.	W	13-3 Elon
	Clemson, S.C.	W	8-6 Mississippi State
	Clemson, S.C.	W	11-8 Oral Roberts
	Clemson, S.C.	W	6-5 Oral Roberts
	* Omaha, Neb.	W	8-4 Georgia Tech
	* Omaha, Neb.	L	0-2 North Carolina
	* Omaha, Neb.	L	6-7 Cal State Fullerton
2007	Myrtle Beach, S.C.	W	3-2 St. John's
	Myrtle Beach, S.C.	W	11-8 Coastal Carolina
	Myrtle Beach, S.C.	W	15-3 Coastal Carolina
	Starkville, Miss.	L	6-8 Mississippi State
	Starkville, Miss.	L	5-8 Mississippi State
2009	Clemson, S.C.	W	5-4 Tennessee Tech
	Clemson, S.C.	L	2-3 Oklahoma State
	Clemson, S.C.	W	10-0 Tennessee Tech
	Clemson, S.C.	W	15-1 Oklahoma State
	Clemson, S.C.	W	6-5 Oklahoma State
	Tempe, Ariz.	L	4-7 Arizona State
	Tempe, Ariz.	L	2-8 Arizona State
2010	Auburn, Ala.	W	10-1 Southern Mississippi
	Auburn, Ala.	W	5-2 Auburn
	Auburn, Ala.	L	10-11 Auburn
	Auburn, Ala.	W	13-7 Auburn
	Clemson, S.C.	L	4-5 Alabama
	Clemson, S.C.	W	19-5 Alabama

NCAA TOURNAMENT RECORDS

APPEARANCES

Rk	Team	App.
1.	Texas	63
2.	Florida State	60
3.	Miami (Fla.)	49
	Oklahoma State	49
5.	Clemson	46
6.	Arizona State	41
	Cal State Fullerton	41
8.	Oklahoma	40
9.	Arizona	39
	Florida	39
11.	Mississippi State	38
	St. John's	38
	Stanford	38
	Texas A&M	38

COLLEGE WORLD SERIES APPEARANCES

Rk	Team	App.
1.	Texas	38
2.	Miami (Fla.)	25
3.	Florida State	24
4.	Arizona State	22
5.	Southern California	21
6.	Oklahoma State	20
7.	LSU	19
	Stanford	19
9.	Arizona	18
	Cal State Fullerton	18
11.	Florida	14
12.	Clemson	12
	Mississippi State	12
	North Carolina	12
15.	Arkansas	11
	Oklahoma	11
	South Carolina	11
18.	Northern Colorado	10

	Clemson, S.C.	W	8-6	Alabama
	* Omaha, Neb.	W	6-3	Arizona State
	* Omaha, Neb.	W	6-4	Oklahoma
	* Omaha, Neb.	L	1-5	South Carolina
	* Omaha, Neb.	L	3-4	South Carolina
2011	Clemson, S.C.	W	11-1	Sacred Heart
	Clemson, S.C.	W	12-7	Coastal Carolina
	Clemson, S.C.	L	6-7	UConn
	Clemson, S.C.	L	1-14	UConn
2012	Columbia, S.C.	W	11-3	Coastal Carolina
	Columbia, S.C.	L ⁽¹²⁾	4-5	South Carolina
	Columbia, S.C.	W	5-3	Coastal Carolina
	Columbia, S.C.	L	3-4	South Carolina
2013	Columbia, S.C.	L	3-8	Liberty
	Columbia, S.C.	W	10-2	Saint Louis
	Columbia, S.C.	L	1-3	Liberty
2014	Nashville, Tenn.	L	1-18	Oregon
	Nashville, Tenn.	L	4-6	Xavier
2015	Fullerton, Calif.	L	4-7	Arizona State
	Fullerton, Calif.	L	8-10	Pepperdine
2016	Clemson, S.C.	W	24-10	Western Carolina
	Clemson, S.C.	L	2-12	Oklahoma State
	Clemson, S.C.	W	15-3	Western Carolina
	Clemson, S.C.	L	2-9	Oklahoma State
2017	Clemson, S.C.	W	5-4	UNC Greensboro
	Clemson, S.C.	L	4-9	Vanderbilt
	Clemson, S.C.	W	6-3	UNC Greenville State
	Clemson, S.C.	W	6-0	Vanderbilt
	Clemson, S.C.	L	0-8	Vanderbilt
2018	Clemson, S.C.	W ⁽¹⁰⁾	4-3	Morehead State
	Clemson, S.C.	L	3-4	Vanderbilt
	Clemson, S.C.	W	9-8	St. John's
	Clemson, S.C.	L	6-19	Vanderbilt
2019	Oxford, Miss.	W	8-4	Illinois
	Oxford, Miss.	L	1-6	Ole Miss
	Oxford, Miss.	L	2-9	Jacksonville State
2023	Clemson, S.C.	W	12-5	Lipscomb
	Clemson, S.C.	L ⁽¹⁴⁾	5-6	Tennessee
	Clemson, S.C.	L	2-3	Charlotte
2024	Clemson, S.C.	W	4-3	High Point
	Clemson, S.C.	W	4-3	Coastal Carolina
	Clemson, S.C.	W	12-5	Coastal Carolina
	Clemson, S.C.	L	7-10	Florida
	Clemson, S.C.	L ⁽¹³⁾	10-11	Florida
Totals			125-99 (558)	46 Tourneys

* - College World Series; Note: **Bold** denotes championship-clinching win.

WEEKLY RANKINGS

1987

Date	BA	CB
Pre	---	---
2-16	14	---
2-23	13	---
3-2	13	---
3-9	13	20
3-16	10	8
3-23	10	7
3-30	8	8
4-6	8	10
4-13	9	6
4-20	9	7
4-27	11	12
5-4	9	11
5-11	9	9
5-18	10	13
5-26	10	10
Final	10	10

1988

Date	BA	CB
Pre	---	---
2-21	---	---
3-1	---	---
3-8	23	17
3-15	19	9
3-22	20	17
3-29	20	20
4-5	16	17
4-12	12	13
4-19	12	10
4-26	11	7
5-3	11	6
5-10	10	7
5-17	14	13
5-24	14	8
Final	15	21

1989

Date	BA	CB
Pre	13	15
2-13	14	16
2-20	13	16
2-27	15	21
3-6	13	19
3-13	14	14
3-20	13	14
3-27	14	11
4-3	11	10
4-10	8	7
4-17	12	9
4-24	16	15
5-1	18	---
5-8	18	24
5-15	25	---
5-22	19	16
Final	14	14

1990

Date	BA	CB
Pre	20	20
2-13	20	18
2-20	20	18
2-27	18	16
3-6	18	16
3-13	18	14
3-20	17	12
3-27	25	19
4-3	---	---
4-10	---	---
4-17	---	---
4-24	---	---
5-1	22	18
5-8	---	23
5-15	---	23
5-22	---	---
5-29	---	---
Final	---	---

1991

Date	BA	CB
Pre	---	22
2-12	---	22
2-19	---	22
2-26	---	22
3-5	18	22
3-12	16	23
3-19	15	14

3-26	14	16
4-2	13	13
4-9	11	10
4-16	11	11
4-23	6	8
4-30	5	6
5-6	5	5
5-13	4	5
5-20	4	4
5-27	4	3
Final	4	8

1992

Date	BA	CB
Pre	18	24
2-17	18	24
2-24	16	22
3-2	14	18
3-9	10	9
3-16	10	6
3-23	8	7
3-30	5	4
4-7	4	3
4-14	3	2
4-21	3	2
4-28	4	3
5-5	4	4
5-12	4	3
5-19	5	6
5-26	7	10
Final	7	10

1993

Date	BA	CB	USA
Pre	19	21	20
2-8	20	21	20
2-22	22	---	22
3-1	20	25	22
3-8	24	---	18
3-15	24	---	16
3-22	---	---	19
3-29	---	---	22
4-5	---	---	18
4-12	---	---	16
4-19	---	---	17
4-26	---	---	22
5-3	---	---	19
5-10	22	---	15
5-17	22	25	12
5-24	16	22	11
Final	17	17	16

1994

Date	BA	CB	USA
2-14	---	25	NP
2-21	---	17	NP
2-28	---	22	NP
3-7	---	15	NP
3-14	---	7	NP
3-21	---	7	NP
3-28	15	14	7
4-4	13	12	7
4-11	8	7	5
4-18	8	6	4
4-25	9	4	5
5-2	6	1	2
5-9	3	1	1
5-16	1	1	1
5-23	1	1	1
5-31	4	9	NP
Final	4	9	9

1995

Date	BA	CB	USA
Pre	5	4	5
2-13	5	4	5
2-20	9	8	7
2-27	8	8	7
3-6	6	6	4
3-13	4	5	4
3-20	2	2	2
3-27	1	1	1
4-3	3	3	4
4-10	2	2	3
4-17	2	2	2
4-24	5	4	6
5-1	3	4	3
5-8	3	4	3
5-15	5	7	5

5-22	4	5	6
5-29	4	4	5
Final	8	8	8

1996

Date	BA	CB	USA
Pre	7	21	8
2-13	7	21	NP
2-20	11	22	19
2-27	10	18	15
3-5	5	9	8
3-12	5	5	6
3-19	6	10	9
3-26	7	9	7
4-2	9	9	8
4-9	9	9	7
4-16	4	8	4
4-23	7	12	8
4-30	11	16	9
5-7	6	10	8
5-14	5	8	5
5-21	8	10	9
5-27	5	7	NP
Final	5	4	4

1997

Date	BA	CB	USA
Pre	22	17	18
2-10	22	17	NP
2-17	22	17	13
2-24	19	10	11
3-3	21	12	13
3-10	13	12	12
3-17	11	10	10
3-24	16	15	13
3-31	17	18	13
4-7	---	25	15
4-14	---	---	17
4-21	---	---	22
4-28	---	---	23
5-5	---	---	21
5-12	---	---	20
5-19	---	25	22
5-26	---	---	NP
Final	---	---	24

1998

Date	BA	CB	USA
Pre	---	16	22
2-9	23	16	NP
2-16	23	16	16
2-23	21	14	13
3-2	16	10	10
3-9	12	5	7
3-16	10	5	6
3-23	8	4	4
3-30	7	5	4
4-6	7	5	3
4-13	9	8	7
4-20	8	7	4
4-27	7	7	3
5-4	8	10	5
5-11	13	18	9
5-18	18	18	14
5-25	21	23	NP
Final	21	23	19

1999

Date	BA	CB	USA
Pre	14	20	16
2-8	14	22	NP
2-15	11	20	13
2-22	12	20	14
3-1	19	---	22
3-8	---	---	---
3-15	---	---	---
3-22	---	---	---
3-29	---	---	---
4-5	---	---	---
4-12	---	---	---
4-19	---	---	---
4-26	---	23	---
5-3	---	23	---
5-10	---	19	---
5-17	---	19	---
5-24	24	16	---
5-31	17	12	NP
6-7	17	13	NP
Final	17	13	14

2000

Date	BA	CB	USA
Pre	24	11	15
2-7	19	NP	NP
2-14	19	11	18
2-21	17	9	13
2-28	15	8	12
3-6	16	8	10
3-13	10	4	7
3-20	7	1	5
3-27	4	1	4
4-3	9	8	7
4-10	7	6	6
4-17	9	7	6
4-24	7	7	5
5-1	8	9	8
5-8	6	8	6
5-15	7	6	7
5-22	9	8	8
5-29	7	5	NP
6-5	3	3	NP
Final	7	6	5

2001

Date	BA	CB	USA
Pre	10	5	5
2-5	10	5	NP
2-12	13	5	8
2-19	14	10	10
2-26	14	13	13
3-5	14	13	15
3-12	14	10	14
3-19	14	10	11
3-26	13	14	12
4-2	11	8	12
4-9	17	17	18
4-16	12	13	18
4-23	12	12	15
4-30	17	14	16
5-7	17	13	16
5-14	15	13	17
5-21	19	14	20
5-28	17	12	NP
6-4	17	13	NP
Final	17	13	14

2002

Date	BA	CB	USA
Pre	2	6	5
2-11	2	4	4
2-18	3	4	4
2-25	2	3	3
3-4	2	3	3
3-11	2	2	2
3-18	2	2	2
3-25	2	1	1
4-1	1	1	1
4-8	1	1	1
4-15	1	1	1
4-22	1	1	1
4-29	1	1	1
5-6	1	1	1
5-13	1	1	1
5-20	6	6	5
5-27	5	7	4
6-3	5	5	NP
6-10	4	4	NP
Final	3	3	3

2003

Date	BA	CB	USA
Pre	19	18	15
2-3	NP	18	NP
2-10	19	18	14
2-17	18	17	12
2-24	19	19	18
3-3	19	19	18
3-10	19	19	18
3-17	17	14	16
3-24	14	10	13
3-31	20	15	17
4-7	18	13	14
4-14	19	15	15
4-21	---	23	20
4-28	20	16	14
5-5	20	15	14
5-12	---	---	19
5-19	24	21	17
5-26	---	---	21

6-2	---	---	NP
6-9	---	---	NP
Final	---	---	---

2004

Date	BA	CB	USA
Pre	11	17	13
2-9	11	17	14
2-16	11	17	14
2-23	11	17	11
3-1	18	---	25
3-8	25	---	---
3-15	---	---	---
3-22	---	---	---
3-29	---	---	---
4-5	---	23	---
4-12	---	---	---
4-19	---	17	---
4-26	22	11	25
5-3	---	13	---
5-10	---	20	---
5			

WEEKLY RANKINGS

2018					
Date	BA	CB	D1	NCBWA	PG USA
Pre	12	15	---	19	24 21
2-19	11	12	25	16	22 NP
2-26	10	7	14	14	16 NP
3-5	10	6	12	13	16 11
3-12	5	2	10	10	13 9
3-19	12	10	14	16	14 15
3-26	12	8	12	14	12 12
4-2	8	6	11	9	9 9
4-9	7	3	11	8	8 8
4-16	14	13	17	16	12 15
4-23	14	14	12	12	8 10
4-30	10	8	10	8	6 9
5-7	8	5	8	7	5 6
5-14	9	4	8	7	5 7
5-21	6	4	6	5	4 5
5-28	7	2	7	5	7 7
6-5	NP	17	NP	19	NP NP
6-12	NP	17	NP	NP	NP NP
Final	19	17	20	19	12 18

2019					
Date	BA	CB	D1	NCBWA	PG USA
Pre	14	15	24	17	24 19
2-18	14	15	24	17	24 NP
2-25	14	15	23	16	24 NP
3-4	21	20	---	24	---
3-11	18	12	24	21	24 20

3-18	25	20	---	25	---	23
3-25	24	15	---	24	---	---
4-1	21	13	23	20	24	19
4-8	17	13	16	17	19	16
4-15	23	16	24	21	---	20
4-22	---	---	---	---	---	---
4-29	---	---	---	---	---	---
5-6	---	---	---	---	---	---
5-13	---	---	---	---	---	---
5-20	---	---	---	---	---	---
5-27	---	---	---	---	---	---
6-4	NP	---	NP	NP	NP	NP
6-11	NP	---	NP	NP	NP	NP
Final	---	---	---	---	---	---

2020					
Date	BA	CB	D1	NCBWA	PG USA
Pre	---	---	---	---	---
2-17	---	---	---	---	NP
2-24	---	---	---	---	NP
3-2	23	---	---	---	21
3-9	22	25	24	25	19 25
Final	NP	25	NP	20	NP 25

2021					
Date	BA	CB	D1	NCBWA	PG USA
Pre	---	25	---	---	---
2-22	---	22	---	---	NP
3-1	---	---	---	---	---

3-8	---	---	---	---	---	---
3-15	---	---	---	---	---	---
3-22	---	---	---	---	---	---
3-29	---	---	---	---	---	---
4-5	---	---	---	---	---	---
4-12	---	---	---	---	---	---
4-19	---	---	---	---	---	---
4-26	---	---	---	---	---	---
5-3	---	---	---	---	---	---
5-10	---	---	---	---	---	---
5-17	---	---	---	---	---	---
5-24	---	---	---	---	---	---
5-31	---	---	---	---	---	---
6-8	NP	---	NP	---	NP	NP
6-15	NP	---	NP	---	NP	NP
Final	---	---	---	---	---	---

2022					
Date	BA	CB	D1	NCBWA	PG USA
Pre	---	---	---	---	---
2-21	---	---	---	---	NP
2-28	---	---	---	---	---
3-7	21	---	19	21	18 21
3-14	15	20	18	20	16 19
3-21	20	---	24	---	25 23
3-28	---	---	---	---	---
4-4	---	---	---	---	---
4-11	---	---	---	---	---
4-18	---	---	---	---	---

4-25	---	---	---	---	---	---
5-2	---	---	---	---	---	---
5-9	---	---	---	---	---	---
5-16	---	---	---	---	---	---
5-23	---	---	---	---	---	---
5-30	---	---	---	---	---	---
6-7	NP	---	NP	---	NP	NP
6-14	NP	---	NP	---	NP	NP
Final	---	---	---	---	---	---

2023					
Date	BA	CB	D1	NCBWA	PG USA
Pre	---	---	---	---	---
2-20	---	---	---	---	NP
2-27	---	---	---	---	---
3-6	---	---	---	---	---
3-13	---	---	---	---	---
3-20	---	---	---	---	---
3-27	---	---	---	---	---
4-3	---	---	---	---	---
4-10	---	---	---	---	---
4-17	---	---	---	---	---
4-24	---	---	---	---	---
5-1	---	25	---	---	18
5-8	18	17	16	21	10 21
5-15	16	11	7	13	6 10
5-22	7	7	6	9	5 8
5-29	4	3	3	6	NP 5
6-6	NP	17	NP	19	NP NP

6-13	NP	17	NP	NP	NP	NP
Final	15	17	18	18	18	18

2024					
Date	BA	D1	NCBWA	PG	USA
Pre	9	10	12	21	9
2-19	9	10	8	18	NP
2-26	10	10	11	16	11
3-4	10	10	9	12	9
3-11	9	10	8	10	9
3-18	3	4	3	4	5
3-25	2	3	3	2	3
4-1	2	2	2	2	2
4-8	2	2	2	2	2
4-15	4	6	6	5	6
4-22	4	5	4	4	4
4-29	4	4	4	4	4
5-6	4	2	3	3	4
5-13	10	4	7	9	7
5-20	10	3	4	6	5
5-27	10	3	6	NP	6
6-4	NP	NP	5	6	NP
Final	11	9	9	9	9

BA - Baseball America; CB - Collegiate Baseball; D1 - D1Baseball; NCBWA - National College Baseball Writers Association; PG - Perfect Game; USA - USA Today; NP - no poll



CLEMSON HAS BEEN RANKED IN THE TOP 25 OF AT LEAST ONE POLL EACH OF THE LAST 26 WEEKS UNDER HEAD COACH ERIK BAKICH.

COACHING RECORDS

Head Coach	Years	ACC				Overall			
		W	L	T	Win %	W	L	T	Win %
R.T.V. Bowman	(2) 1896,98					2	6	0	.250
Unknown	(2) 1899,00					12	5	0	.706
John Heisman	(3) 1901-03					28	6	1	.814
John McMakin	(3) 1904-06					20	23	3	.467
Frank Shaughnessy	(1) 1907					9	7	1	.559
Robert Lynch	(1) 1908					6	11	0	.353
Jesse Reynolds	(1) 1909					10	12	0	.455
Joe Holland	(1) 1910					10	11	0	.476
Frank Dobson	(3) 1911-13					37	21	0	.638
Thomas Robertson	(1) 1914					16	6	0	.727
Vet Sitton	(2) 1915,16					26	18	1	.589
Country Morris	(2) 1917,20					17	28	0	.378
Edward Donahue	(2) 1918,19					17	21	1	.449
Larry Conover	(1) 1921					5	14	0	.263
L.V.H. Durfee	(3) 1922-24					29	26	1	.527
Thomas May	(1) 1925					11	14	0	.440
Cul Richards	(1) 1926					8	11	0	.421
Tink Gillam	(1) 1927					11	13	1	.460
Joe Guyon	(4) 1928-31					42	36	3	.537
Jess Neely	(7) 1932-38					67	66	2	.504
Randy Hinson	(4) 1939,40,46,47					58	19	2	.747
Tom Rogers	(2) 1941,42					18	14	0	.563
Frank Howard	(1) 1943					12	3	0	.800
Walter Cox	(5) 1945,48-51					70	48	1	.592
Bob Smith	(6) 1952-57	18	34	2	.352	52	65	2	.445
Bill Wilhelm	(36) 1958-93	378	158	1	.705	1161	536	10	.683
Jack Leggett	(22) 1994-15	369	219	1	.627	955	480	1	.665
Monte Lee	(7) 2016-22	102	86	0	.543	242	136	0	.640
Erik Bakich	(2) 2023,24	40	20	0	.667	88	35	0	.715
Totals	127 seasons	907	517	4	.637	3039	1691	30	.642

WINNINGEST HEAD COACHES

Rk	Head Coach	Current/Last School	Years	W	L	T	Win %
1.	Mike Martin	Florida State	40	2029	736	4	.733
2.	Augie Garrido	Texas	45	1889	889	8	.679
3.	Gene Stephenson	Wichita State	36	1768	675	3	.723
4.	Mark Marquess	Stanford	41	1627	878	7	.649
5.	Jim Morris	Miami (Fla.)	37	1594	716	4	.690
6.	Cliff Gustafson	Texas	29	1427	373	2	.792
7.	* Danny Hall	Georgia Tech	37	1411	774	1	.646
8.	Keith Guttin	Missouri State	42	1398	929	0	.601
9.	John Anderson	Minnesota	43	1390	1021	3	.576
10.	Ron Polk	Mississippi State	35	1373	702	2	.662
11.	Rod Dedeaux	Southern California	44	1342	597	16	.691
12.	Jack Leggett	Clemson	36	1332	770	1	.634
	Jim Gilligan	Lamar University	38	1332	870	7	.605
14.	* Paul Mainieri	LSU	33	1326	656	6	.669
15.	Pete Dunn	Stetson	37	1312	887	3	.597
16.	Bob Bennett	Fresno State	34	1300	757	8	.631
17.	Ron Fraser	Miami (Fla.)	30	1267	440	9	.741
18.	* Elliott Avent	NC State	36	1260	828	0	.603
19.	Jack Stallings	Georgia Southern	39	1255	799	10	.610
20.	Larry Cochell	Oklahoma	35	1235	762	3	.618
21.	Jim Dietz	San Diego State	31	1230	751	18	.620
22.	Richard Jones	Illinois	36	1214	719	6	.628
23.	* Dave Van Horn	Arkansas	30	1203	614	0	.662
24.	Tony Robichaux	Louisiana	32	1177	767	7	.605
25.	Wayne Graham	Rice	27	1173	528	2	.689

* - active; Note: Records are through the 2024 season; only includes records as a head coach at a Division I school.

ASSISTANT COACHES

Year	Assistant	Assistant	Assistant
1958	Jim Partin	Don Wade	
1959	Jim Partin		
1960	Jim Partin		
1961	Bailey Hendley		
1962	Sam Poe		
1963	Coleman Glaze		
1964	Tommy Lyon		
1965	Tommy Lyon	Dick Sargent	
1966	Dale Smith	Sack Bagley	
1967	Ellis Dantzler		
1968			
1969			
1970	Bill Pate		
1971	Eddie Barbary		
1972			
1973			
1974	Bill Prophet		
1975	Kenny Bagwell		
1976	Richard Haynes		
1977	Kenny Bagwell		
1978	Turtle Thomas		
1979	Turtle Thomas	Lin Hamilton	
1980	Turtle Thomas	Lin Hamilton	
1981	Turtle Thomas	*Walker Swain	
1982	Turtle Thomas	*Walker Swain	Rod Delmonico
1983	Turtle Thomas	*Walker Swain	
1984	Turtle Thomas	*Walker Swain	Chip Reese
1985	Turtle Thomas	*Walker Swain	Chip Reese
1986	Dave Littlefield	*Jeff Gilbert	
1987	Dave Littlefield	*Joel Lepel	
1988	Dave Littlefield	*Joel Lepel	
1989	Kurt Seibert	*Joel Lepel	
1990	Kurt Seibert	*Dick Grapenthin	Randy Mazey
1991	Kurt Seibert	*Dick Grapenthin	Randy Mazey
1992	Jack Leggett	*Randy Mazey	Michael Spiers
1993	Jack Leggett	*Randy Mazey	Jim Schlossnagle
1994	Tim Corbin	*John Pawlowski	Gregg Kilby
1995	Tim Corbin	*John Pawlowski	Gregg Kilby
1996	Tim Corbin	*John Pawlowski	Kevin Erminio
1997	Tim Corbin	*John Pawlowski	Kevin Erminio
1998	Tim Corbin	*John Pawlowski	Kevin Erminio
1999	Tim Corbin	*Kevin O'Sullivan	Mike Hampton
2000	Tim Corbin	*Kevin O'Sullivan	Hank King
2001	Tim Corbin	*Kevin O'Sullivan	Shane Carley
2002	Tim Corbin	*Kevin O'Sullivan	Erik Bakich
2003	*Kevin O'Sullivan	Tom Riginos	Bradley LeCroy
2004	*Kevin O'Sullivan	Tom Riginos	Bradley LeCroy
2005	*Kevin O'Sullivan	Tom Riginos	Bradley LeCroy

2006	*Kevin O'Sullivan	Tom Riginos	Russell Triplett
2007	*Kevin O'Sullivan	Tom Riginos	Toby Bicknell
2008	Tom Riginos	*Kyle Bunn	Toby Bicknell
2009	Tom Riginos	*Kyle Bunn	Michael Johnson
2010	Tom Riginos	*Dan Pepicelli	Michael Johnson
2011	*Dan Pepicelli	Bradley LeCroy	Michael Johnson
2012	*Dan Pepicelli	Bradley LeCroy	Michael Johnson
2013	*Dan Pepicelli	Bradley LeCroy	Michael Johnson
2014	*Dan Pepicelli	Bradley LeCroy	Stephen Faris
2015	*Dan Pepicelli	Bradley LeCroy	Stephen Faris

2016	Bradley LeCroy	*Andrew See	Greg Starbuck
2017	Bradley LeCroy	*Andrew See	Greg Starbuck
2018	Bradley LeCroy	*Andrew See	Greg Starbuck
2019	Bradley LeCroy	*Andrew See	Greg Starbuck
2020	Bradley LeCroy	*Andrew See	Jared Broughton
2021	Bradley LeCroy	*Andrew See	Jared Broughton
2022	Bradley LeCroy	*Andrew See	Jared Broughton
2023	Nick Schnabel	*Jimmy Belanger	Griffin Mazur
2024	Nick Schnabel	*Jimmy Belanger	Griffin Mazur

* - pitching coach



IN THEIR FIRST TWO SEASONS AT ASSISTANT COACHES UNDER HEAD COACH ERIK BAKICH (RIGHT #23), NICK SCHNABEL (LEFT #23), JIMMY BELANGER (#11) AND GRIFFIN MAZUR (#3) LED CLEMSON TO 88 WINS.



YEAR-BY-YEAR TEAM RECORDS

PRE-ACC ERA (1896-1953)

Head Coach	Year	W	L	T	Win %
R.T.V. Bowman	1896	0	2	0	.000
	1897	No Team			
R.T.V. Bowman	1898	2	4	0	.333
Unknown	1899	4	3	0	.571
Unknown	1900	8	2	0	.800
John Heisman	1901	10	2	1	.808
John Heisman	1902	9	3	0	.750
John Heisman	1903	9	1	0	.900
John McMakin	1904	8	5	1	.607
John McMakin	1905	6	8	1	.433
Phillip Sitton					
John McMakin	1906	6	10	1	.382
Frank Shaughnessy	1907	9	7	1	.559
Robert Lynch	1908	6	11	0	.353
Jesse Reynolds	1909	10	12	0	.455
Joe Holland	1910	10	11	0	.476
Frank Dobson	1911	13	10	0	.565
Frank Dobson	1912	11	6	0	.647
Frank Dobson	1913	13	5	0	.722

Thomas Robertson	1914	16	6	0	.727
Vet Sitton	1915	13	7	0	.650
Vet Sitton	1916	13	11	1	.540
Country Morris	1917	13	13	0	.500
Edward Donahue	1918	11	6	0	.647
Edward Donahue	1919	6	15	1	.295
Country Morris	1920	4	15	0	.210
Larry Conover	1921	5	14	0	.263
L.V.H. Durfee	1922	10	8	0	.556
L.V.H. Durfee	1923	13	8	1	.614
L.V.H. Durfee	1924	6	10	0	.375
Thomas May	1925	11	14	0	.440
Cul Richards	1926	8	11	0	.420
Tink Gillam	1927	11	13	1	.460
Joe Guyon	1928	12	9	2	.565
Joe Guyon	1929	15	11	1	.574
Joe Guyon	1930	9	14	0	.391
Joe Guyon	1931	6	2	0	.750
Jess Neely	1932	14	6	0	.700
Jess Neely	1933	10	10	0	.500

Jess Neely	1934	8	8	1	.500
Jess Neely	1935	16	7	1	.688
Jess Neely	1936	6	11	0	.353
Jess Neely	1937	7	12	0	.368
Jess Neely	1938	6	12	0	.333
Randy Hinson	1939	10	7	0	.588
Randy Hinson	1940	12	2	2	.813
Tom Rogers	1941	10	6	0	.625
Tom Rogers	1942	8	8	0	.500
Frank Howard	1943	12	3	0	.800
	1944	No Team			
Walter Cox	1945	7	6	0	.538
Randy Hinson	1946	12	5	0	.706
Randy Hinson	1947	24	5	0	.828
Walter Cox	1948	14	12	1	.537
Walter Cox	1949	11	12	0	.478
Walter Cox	1950	20	11	0	.625
Walter Cox	1951	18	7	0	.720
Bob Smith	1952	10	12	0	.455
Bob Smith	1953	11	6	0	.647

ACC ERA (1954-2024)

Head Coach	Year	W	L	T	Win %	ACC	Finish	Best Rank
Bob Smith	*1954	14	10	0	.583	8-4	1st	
Bob Smith	1955	7	11	0	.389	5-9	7th	
Bob Smith	1956	4	14	2	.250	2-10-2	7th	
Bob Smith	1957	6	12	0	.333	3-11	8th	
Bill Wilhelm	*1958	22	8	0	.733	11-3	1st	
Bill Wilhelm	*1959	24	8	0	.750	9-5	1st	7 CB
Bill Wilhelm	1960	11	10	1	.523	7-6	4th	
Bill Wilhelm	1961	12	11	0	.522	6-8	5th	
Bill Wilhelm	1962	17	8	0	.680	8-6	T-3rd	
Bill Wilhelm	1963	15	11	0	.577	9-5	T-2nd	
Bill Wilhelm	1964	13	13	0	.500	6-7	T-4th	
Bill Wilhelm	1965	18	10	2	.663	9-5	2nd	
Bill Wilhelm	1966	20	7	2	.724	9-4	2nd	
Bill Wilhelm	*1967	29	9	0	.763	11-2	1st	7 CB
Bill Wilhelm	1968	27	14	0	.659	11-7	4th	
Bill Wilhelm	1969	27	17	2	.609	12-8-1	3rd	
Bill Wilhelm	1970	32	16	0	.667	14-7	2nd	18 CB
Bill Wilhelm	1971	27	14	0	.659	10-4	2nd	22 CB
Bill Wilhelm	1972	19	15	0	.559	6-7	5th	
Bill Wilhelm	1973	24	16	0	.600	10-2	T-1st	
Bill Wilhelm	1974	23	15	0	.605	10-1	1st	
Bill Wilhelm	1975	33	10	0	.767	10-2	T-1st	25 CB
Bill Wilhelm	*1976	36	15	0	.706	10-2	1st	5 CB
Bill Wilhelm	1977	42	10	0	.808	9-1	1st	5 CB
Bill Wilhelm	*1978	39	14	0	.736	10-2	1st	25 CB
Bill Wilhelm	*1979	40	15	0	.727	10-1	1st	9 CB
Bill Wilhelm	*1980	38	21	0	.644	6-5	3rd	4 CB
Bill Wilhelm	*1981	34	24	0	.586	10-4	T-1st	
Bill Wilhelm	1982	37	22	0	.627	10-2	1st	
Bill Wilhelm	1983	30	20	1	.598	6-5	3rd	
Bill Wilhelm	1984	38	17	0	.691	12-2	T-1st	
Bill Wilhelm	1985	36	30	1	.545	9-4	T-1st	
Bill Wilhelm	1986	42	21	0	.667	9-4	3rd	
Bill Wilhelm	1987	54	14	1	.790	16-5	2nd	10 BA,CB
Bill Wilhelm	1988	54	14	0	.794	18-2	1st	15 BA
Bill Wilhelm	*1989	50	20	0	.714	13-5	2nd	14 BA,CB
Bill Wilhelm	1990	43	23	0	.651	14-6	2nd	
Bill Wilhelm	*1991	60	10	0	.857	18-3	1st	4 BA
Bill Wilhelm	1992	50	14	0	.781	19-5	1st	7 BA
Bill Wilhelm	*1993	45	20	0	.692	11-11	5th	16 USA
Jack Leggett	*1994	57	18	0	.760	20-4	1st	4 BA
Jack Leggett	1995	54	14	0	.794	20-4	1st	8 BA,CB,USA
Jack Leggett	1996	51	17	0	.750	17-7	2nd	4 CB,USA
Jack Leggett	1997	41	23	0	.641	13-10	4th	24 USA
Jack Leggett	1998	43	16	0	.729	14-9	T-2nd	19 USA
Jack Leggett	1999	42	27	0	.609	13-10	3rd	13 CB
Jack Leggett	2000	51	18	0	.739	17-7	2nd	5 USA
Jack Leggett	2001	41	22	0	.650	17-7	2nd	13 CB
Jack Leggett	2002	54	17	0	.761	16-8	4th	3 BA,CB,USA
Jack Leggett	2003	39	22	0	.639	15-9	T-3rd	
Jack Leggett	2004	39	26	0	.600	14-10	T-4th	
Jack Leggett	2005	43	23	0	.652	21-9	2nd	13 CB
Jack Leggett	*2006	53	16	0	.768	24-6	^1st	5 BA,CB,USA
Jack Leggett	2007	41	23	0	.641	18-12	^2nd	12 CB
Jack Leggett	2008	31	27	1	.534	11-18-1	^4th	
Jack Leggett	2009	44	22	0	.667	19-11	^2nd	14 USA
Jack Leggett	2010	45	25	0	.643	18-12	^T-1st	4 CB,USA
Jack Leggett	2011	43	20	0	.683	17-13	^2nd	16 USA
Jack Leggett	2012	35	28	0	.556	16-14	^3rd	
Jack Leggett	2013	40	22	0	.645	18-12	^3rd	25 USA

Jack Leggett	2014	36	25	0	.590	15-14	^T-2nd	
Jack Leggett	2015	32	29	0	.525	16-13	^4th	
Monte Lee	*2016	44	20	0	.688	16-14	^4th	15 USA
Monte Lee	2017	42	21	0	.667	17-13	^3rd	22 USA
Monte Lee	2018	47	16	0	.746	22-8	^1st	12 PG
Monte Lee	2019	35	26	0	.574	15-15	^4th	
Monte Lee	*2020	14	3	0	.824	3-0	----	19 PG
Monte Lee	2021	25	27	0	.481	16-20	^5th	
Monte Lee	2022	35	23	0	.603	13-16	^6th	
Erik Bakich	*2023	44	19	0	.698	20-10	^2nd	15 BA
Erik Bakich	2024	44	16	0	.733	20-10	^1st	9 DI,NCBWA,PG,USA
Totals	127 seasons	3039	1691	30	.642	907-517-4		

* - ACC champion; ^ - Atlantic Division; ° - season suspended March 12 and later canceled due to a coronavirus (COVID-19) pandemic



JACK LEGGETT LED CLEMSON TO 955 WINS IN 22 SEASONS (1994-15) AS HEAD COACH.

ALL-TIME RESULTS

1896 (0-2)

Head Coach - R.T.V. Bowman (1st Season)				
Date	Site	W-L	Score	Opponent
4-24	H	L	13-20	Furman
5-9	A	L	11-14	Furman

1897 - NO TEAM

1898 (2-4)

Head Coach - R.T.V. Bowman (2nd Season)				
Date	Site	W-L	Score	Opponent
4-8	A	L	4-10	Erskine
4-9	A	W	6-1	Erskine
4-16	A	L	2-5	Furman
4-23	H	W	14-3	Furman
5-7	A	L	4-13	Wofford
5-14	H	L	14-15	Furman

1899 (4-3)

Head Coach - Unknown				
Date	Site	W-L	Score	Opponent
3-29	H	L	3-14	Cornell
4-1	A	L	5-6	Wofford
4-8	N1	W	6-2	Erskine
4-28	A	L	4-9	Erskine
5-11	A	W	11-3	College of Charleston
5-12	N2	W ⁽⁹⁾	21-8	South Carolina
5-20	H	W	11-3	College of Charleston

N1 - Anderson, S.C.; N2 - Charleston, S.C.

1900 (8-2)

Head Coach - Unknown				
Date	Site	W-L	Score	Opponent
3-27	H	W	9-7	Cornell
4-7	N1	W	6-2	Erskine
4-14	A	W	5-1	Furman
4-20	N2	L	7-13	Erskine
4-27	H	L	0-6	Wofford
5-7	H	W	12-0	College of Charleston
5-9	H	W	9-0	The Citadel
5-11	A	W	2-1	Newberry
5-12	A	W	5-4	South Carolina
5-16	A	W	13-3	Georgia

N1 - Anderson, S.C.; N2 - Greenwood, S.C.

1901 (10-2-1)

Head Coach - John Heisman (1st Season)				
Date	Site	W-L	Score	Opponent
3-29	H	W	8-0	Auburn
3-30	H	W	11-4	Auburn
4-6	N1	L	0-14	North Carolina
4-12	A	L	6-7	Mercer
4-13	A	W	6-3	Mercer
4-23	H	W	25-2	Georgia
4-26	H	W	7-5	Wofford
4-30	H	W	14-1	Wake Forest
5-3	A	W	8-5	Wofford
5-8	H	T ⁽⁸⁾	2-2	North Carolina
5-9	H	W	17-2	The Citadel
5-10	A	W ⁽⁹⁾	15-8	Erskine
5-11	A	W	12-4	South Carolina

N1 - Charlotte, N.C.

1902 (9-3)

Head Coach - John Heisman (2nd Season)				
Date	Site	W-L	Score	Opponent
3-29	N1	L	5-16	North Carolina
4-1	H	W	10-2	Hobart
4-3	H	W ⁽⁹⁾	6-2	Cornell
4-5	N2	W ⁽⁷⁾	9-0	Virginia Tech
4-7	A	W	4-2	The Citadel
4-11	H	W	11-3	Mercer
4-12	A	L	4-12	Georgia Tech
4-17	H	L	1-2	Georgia
4-25	A	W	1-0	Newberry
4-26	A	W	3-1	South Carolina
5-9	A	W	11-3	Furman
5-13	H	W	6-3	Wofford

\$ - forfeited in the seventh inning with Clemson ahead 25-0; N1 - Charlotte, N.C.; N2 - Charleston, S.C.

1903 (9-1)

Head Coach - John Heisman (3rd Season)				
Date	Site	W-L	Score	Opponent
4-4	H	W	11-0	Davidson
4-10	A	W	13-8	Georgia
4-11	A	W	5-1	Georgia Tech
4-13	A	W ⁽⁵⁾	3-0	Auburn

4-14	A	W	5-3	Mercer
4-18	H	L	2-5	Erskine
4-21	H	W	18-3	Wake Forest
5-1	A	W	10-4	Wofford
5-6	A	W	6-5	Newberry
5-11	H	W	11-1	Wofford

1904 (8-5-1)

Head Coach - John McMakin (1st Season)				
Date	Site	W-L	Score	Opponent
3-28	H	T	2-2	Newberry
4-2	A	W	5-3	Erskine
4-9	H	L	1-2	Furman
4-12	H	L	3-5	Wofford
4-18	N1	L	3-6	Davidson
4-19	A	W	15-1	Belmont Abbey
4-22	A	W	6-1	Georgia Tech
4-23	A	W ⁽¹²⁾	6-3	Georgia
4-27	A	L ⁽¹⁰⁾	2-4	Wofford
4-29	A	L	3-6	Mercer
4-30	A	W	12-4	Mercer
5-6	N2	W	11-1	Erskine
5-7	N2	W	15-8	Duke
5-14	H	W	11-1	Georgia Tech

N1 - Charlotte, N.C.; N2 - Anderson, S.C.

1905 (6-8-1)

Head Coach - John McMakin (2nd Season)				
Date	Site	W-L	Score	Opponent
4-1	H	L	2-3	Georgia
4-8	H	W ⁽⁷⁾	8-3	Erskine
4-12	H	W ⁽¹¹⁾	4-3	Duke
4-14	A	L	0-2	Mercer
4-15	A	W	6-1	Mercer
4-22	A	L	4-5	Georgia Tech ⁽¹⁾
4-22	A	W	5-3	Georgia Tech ⁽²⁾
5-1	A	L	1-3	Newberry
5-3	A	W	10-4	Wofford
5-5	A	L	1-8	Furman
5-6	A	W	10-5	Erskine
5-10	H	L	1-2	Furman
5-13	A	L	2-5	Georgia
5-19	A	L	6-8	Furman
5-20	N1	T	3-3	Wofford

N1 - Anderson, S.C.

1906 (6-10-1)

Head Coach - John McMakin (3rd Season)				
Date	Site	W-L	Score	Opponent
3-24	A	L	1-3	Georgia Tech
3-31	A	L	2-9	Georgia ⁽¹⁾
3-31	A	L	3-4	Georgia ⁽²⁾
4-7	H	L	6-7	Furman
4-12	H	W	13-4	Duke
4-20	A	L	0-4	Mercer
4-21	A	T ⁽¹³⁾	3-3	Mercer
4-25	A	W	9-2	Wofford
4-26	N1	W	8-0	Presbyterian
4-27	N1	W	11-5	Furman
4-28	A	L	3-6	Newberry
4-30	H	L	0-6	Georgia Tech
5-4	N2	L	0-7	Duke
5-5	A	L	3-4	Furman
5-11	H	W	19-5	Wofford
5-12	N3	W	7-1	Wofford
5-19	H	L	2-4	Newberry

N1 - Greenwood, S.C.; N2 - Charlotte, N.C.; N3 - Anderson, S.C.

1907 (9-7-1)

Head Coach - Frank Shaughnessy (1st Season)				
Date	Site	W-L	Score	Opponent
3-23	A	W	15-1	Presbyterian
3-30	H	W	4-2	South Carolina
4-5	A	L	2-4	Georgia Tech
4-6	A	T ⁽¹¹⁾	2-2	Georgia Tech
4-12	H	W	8-0	Presbyterian
4-13	A	W	7-5	Georgia
4-18	H	L	1-3	Erskine
4-20	H	L	0-2	Georgia
4-25	A	W	10-1	Wofford
4-26	N1	L	2-10	Furman
4-27	A	W	5-1	Newberry
4-29	A	L	2-6	South Carolina
4-30	A	L	2-5	Erskine
5-3	N2	L	4-5	Duke
5-4	N2	W	3-0	Duke
5-11	A	W	11-8	Furman
5-18	H	W	7-1	Newberry

N1 - Greenwood, S.C.; N2 - Charlotte, N.C.

1908 (6-11)

Head Coach - Robert Lynch (1st Season)				
Date	Site	W-L	Score	Opponent
3-28	H	W	7-2	Presbyterian
4-3	A	L	2-4	Georgia Tech
4-4	A	L ⁽¹¹⁾	4-5	Georgia Tech
4-9	H	L	2-4	South Carolina
4-11	H	W	11-1	Furman
4-14	H	L	4-6	Wofford
4-17	H	W	5-4	Erskine
4-23	A	L	7-8	Newberry
4-24	N1	W	8-2	Furman
4-24	A	L	2-4	Wofford
5-1	N2	L	3-5	Duke
5-2	N3	L	0-1	Duke
5-8	A	L	0-8	Georgia
5-9	A	L	0-6	Georgia ⁽¹⁾
5-9	A	L	0-7	Georgia ⁽²⁾
5-13	H	W	4-3	Newberry
5-16	A	W	4-2	Newberry

N1 - Greenwood, S.C.; N2 - Charlotte, N.C.; N3 - Winston-Salem, N.C.

1909 (10-12)

Head Coach - Jesse Reynolds (1st Season)				
Date	Site	W-L	Score	Opponent
3-29	H	W	5-4	Riverside Military
4-2	H	W	2-0	Georgia
4-3	H	W	10-3	Georgia
4-5	H	W	15-4	North Georgia
4-6	H	L	2-6	North Georgia
4-7	H	W	6-3	Erskine
4-10	A	W	7-6	Furman
4-14	A	L	2-4	Riverside Military
4-15	A	L	3-5	Gordon
4-16	A	W	7-4	Mercer
4-17	A	L	2-6	Mercer
4-21	H	L	7-8	Duke
4-22	A	L	2-3	Wofford
4-24	N1	L	1-4	Duke ⁽¹⁾
4-24	N1	L	0-1	Duke ⁽²⁾
4-29	A	L	0-3	Newberry
4-30	N2	L	5-6	Furman
5-1	A	L	0-3	Erskine
5-4	H	W	6-2	Wofford
5-7	A	L	0-3	South Carolina
5-8	A	W	4-2	South Carolina
5-11	H	W	8-2	Newberry

N1 - Chester, S.C.; N2 - Greenwood, S.C.

1910 (10-11)

Head Coach - Joe Holland (1st Season)				
Date	Site	W-L	Score	Opponent
3-25	H	L	1-8	Erskine
3-26	H	W	4-0	Erskine
3-28	H	W	4-2	Riverside Military
4-1	A	W	1-0	Georgia
4-2	A	L	0-5	Georgia
4-8	H	W	2-1	Duke
4-9	H	L	3-14	Duke
4-14	A	W	8-1	Wofford ⁽¹⁾
4-14	A	W	5-4	Wofford ⁽²⁾
4-15	A	L	4-8	Newberry
4-16	A	W	5-3	Newberry
4-22	H	W	5-0	Furman
4-23	H	W ⁽¹¹⁾	3-2	Furman
4-29	N1	W	6-5	Erskine ⁽¹⁾
4-29	N1	L ⁽¹¹⁾	2-3	Erskine ⁽²⁾
4-30	A	L	6-8	Presbyterian
5-13	A	L	0-5	Georgia Tech
5-14	A	L ⁽⁷⁾	0-4	Georgia Tech ⁽¹⁾
5-14	A	L ⁽⁷⁾	3-11	Georgia Tech ⁽²⁾
5-16	A	L	2-4	Mercer
5-17	A	L	1-9	Mercer

N1 - Greenwood, S.C.

1911 (13-10)

Head Coach - Frank Dobson (1st Season)				
Date	Site	W-L	Score	Opponent
3-27	H	L	2-5	Georgia
3-28	H	L	0-3	Georgia
3-31	A	W	2-1	Erskine
4-1	A	W	8-3	Erskine
4-3	H	W	6-3	College of Charleston
4-7	A	W	4-0	Furman
4-14	H	W	2-1	Newberry
4-15	H	W	3-2	Newberry

4-21	H	W	6-0	Presbyterian
4-22	H	W	6-2	Presbyterian
4-26	A	W	8-5	Wofford
4-27	N1	L	0-7	Duke ⁽¹⁾

ALL-TIME RESULTS

1915 (13-7)

Head Coach - Vet Sitton (1st Season)

Date	Site	W-L	Score	Opponent
3-26	N1	W	3-2	Furman
4-3	H	W	10-2	Furman
4-9	A	L	1-2	Erskine
4-10	A	L	6-8	Erskine
4-13	H	W	7-4	Richmond
4-14	A	W	7-4	Wofford
4-15	A	W	12-1	Wofford
4-17	H	W	13-3	The Citadel
4-27	H	W	8-2	Presbyterian
4-28	H	W	2-1	Presbyterian
4-30	H	L	3-6	Georgia
5-1	H	L	3-9	Georgia
5-8	A	L	3-10	Auburn ⁽¹⁾
5-8	A	L ⁽⁷⁾	1-3	Auburn ⁽²⁾
5-8	A	L ⁽⁷⁾	0-2	Auburn ⁽³⁾
5-13	H	W	18-7	Newberry
5-14	H	W	14-1	Newberry
5-15	A	W	10-1	Furman
5-17	N2	W	8-2	Furman
5-18	N2	W	5-3	Furman

N1 - Anderson, S.C.; N2 - Greenwood, S.C.

1916 (13-11-1)

Head Coach - Vet Sitton (2nd Season)

Date	Site	W-L	Score	Opponent
3-27	H	W	4-2	West Virginia Wesleyan
3-29	H	L	2-3	Erskine
4-4	H	W	6-0	Wofford
4-8	A	W	12-3	Erskine
4-11	H	W	4-2	The Citadel
4-12	H	W	16-1	The Citadel
4-13	H	W	11-1	Virginia Tech
4-14	H	L	3-4	Virginia Tech
4-18	A	W	7-0	Wofford
4-19	A	L	3-4	Furman
4-21	A	L	1-4	Georgia
4-22	A	L ⁽¹¹⁾	4-6	Georgia
4-24	N1	L	2-3	Wofford
4-25	N1	T ⁽¹⁷⁾	0-0	Furman
4-27	A	W	16-6	Duke
4-28	A	L	4-5	Duke
4-29	A	W	2-0	# VMI
5-1	A	L	7-10	Virginia Tech
5-5	N1	W	5-4	Auburn
5-6	H	L	1-9	Auburn ⁽¹⁾
5-6	H	L	1-3	Auburn ⁽²⁾
5-8	H	W	3-0	Duke
5-9	H	W	13-3	Duke
5-12	N1	L	0-4	South Carolina
5-13	N1	W	7-5	South Carolina

\$ - first baseball game played on Riggs Field; # - no-hit game; N1 - Anderson, S.C.

1917 (13-13)

Head Coach - Country Morris (1st Season)

Date	Site	W-L	Score	Opponent
3-28	H	L	3-9	West Virginia Wesleyan
3-29	H	L	5-6	West Virginia Wesleyan
3-30	H	W	2-1	Erskine
3-31	A	W	3-0	Erskine
4-2	A	L	1-2	South Carolina
4-3	A	W	18-2	South Carolina
4-6	H	W	2-1	Wofford
4-7	H	W	9-2	Oglethorpe
4-10	H	W	15-1	Furman
4-13	A	L ⁽¹³⁾	0-1	Presbyterian
4-14	A	W	6-3	Newberry
4-16	H	W	4-2	South Carolina
4-17	H	W	6-3	South Carolina
4-20	N1	W	2-1	Georgia
4-21	N1	L	2-3	Georgia
4-25	H	L	2-3	Georgia Tech
4-26	H	L	1-5	Georgia Tech
5-4	A	L	0-7	Auburn
5-5	A	L	3-8	Auburn
5-6	A	W ⁽⁷⁾	7-4	Auburn
5-8	A	L	3-5	Mercer ⁽¹⁾
5-8	A	L ⁽⁷⁾	1-2	Mercer ⁽²⁾
5-9	A	L	2-8	Georgia
5-12	H	L	1-2	Newberry
5-17	A	W	1-0	Wofford
5-18	A	W	7-5	Wofford

N1 - Anderson, S.C.

1918 (11-6)

Head Coach - Edward Donahue (1st Season)

Date	Site	W-L	Score	Opponent
4-5	H	L	1-2	North Carolina
4-10	H	W ⁽¹¹⁾	4-3	Wofford
4-12	H	L	2-3	Oglethorpe
4-13	H	W	7-6	Oglethorpe
4-16	H	W	7-2	Wake Forest
4-20	A	W	8-3	Furman
4-23	H	W	6-5	Georgia
4-24	H	L	0-2	Georgia
4-27	H	W	3-2	Erskine
5-2	H	L	1-2	Guilford
5-3	H	L	2-5	Guilford
5-6	A	W	8-3	Oglethorpe
5-7	A	W	7-3	Oglethorpe
5-9	H	W ⁽⁸⁾	7-0	Furman
5-16	A	W	3-0	Wofford
5-17	A	W	3-2	South Carolina
5-18	A	L ⁽¹²⁾	2-3	South Carolina

1919 (6-15-1)

Head Coach - Edward Donahue (2nd Season)

Date	Site	W-L	Score	Opponent
3-25	H	L	0-2	Furman
4-5	A	L	0-5	Georgia Tech ⁽¹⁾
4-5	A	L ⁽⁷⁾	3-9	Georgia Tech ⁽²⁾
4-7	A	L	0-1	Georgia
4-10	A	L	0-9	Georgia
4-12	H	L	4-6	Newberry
4-14	H	L	2-8	Duke
4-15	H	L ⁽¹²⁾	1-3	Duke
4-18	H	L	2-8	Alabama
4-19	H	W ⁽¹¹⁾	4-3	Alabama
4-23	H	L	6-7	Georgia
4-24	H	T ⁽¹¹⁾	2-2	Georgia
4-25	H	L	1-2	South Carolina
4-26	H	W	8-2	South Carolina
4-28	H	L	1-2	Presbyterian
5-1	N1	L	1-6	Erskine
5-6	H	L	7-10	Wofford
5-9	H	W	8-3	The Citadel
5-14	A	L	0-3	Erskine
5-15	A	W	3-1	Newberry
5-16	A	W	4-0	South Carolina
5-17	A	W	1-0	South Carolina

N1 - Anderson, S.C.

1920 (4-15)

Head Coach - Country Morris (2nd Season)

Date	Site	W-L	Score	Opponent
4-2	H	L	2-6	Georgia
4-3	H	L	0-3	Georgia
4-5	H	L ⁽⁷⁾	0-10	Auburn
4-6	H	L	2-16	Auburn
4-10	A	L ⁽¹²⁾	4-5	Furman
4-15	A	L	0-1	Newberry
4-16	A	W ⁽⁸⁾	14-9	South Carolina
4-17	A	W	14-5	South Carolina
4-23	A	L	1-2	Georgia Tech
4-24	A	L ⁽¹⁰⁾	4-5	Georgia Tech
4-27	H	W	6-2	Presbyterian
4-29	H	L	3-6	Elon
5-1	H	L	0-3	Erskine
5-4	H	L	0-5	Wofford
5-8	A	L	5-7	Presbyterian
5-11	H	W	5-3	South Carolina
5-12	H	L	5-8	South Carolina
5-14	A	L	1-5	Georgia
5-15	A	L	0-8	Georgia

1921 (5-14)

Head Coach - Larry Conover (1st Season)

Date	Site	W-L	Score	Opponent
3-25	H	L ⁽¹⁰⁾	1-2	Georgia
3-26	H	L	2-10	Georgia
4-1	A	L	0-7	Georgia Tech
4-2	A	L	0-10	Georgia Tech
4-5	H	W	3-2	Erskine
4-8	A	L	1-12	Auburn
4-9	A	L	1-12	Auburn
4-13	H	L	1-4	Furman
4-15	N1	L	2-8	Newberry
4-20	A	L	1-2	Furman
4-21	H	L	3-5	Wake Forest
4-26	H	L	4-6	Davidson
4-27	H	W	8-0	Presbyterian
5-4	H	W ⁽¹²⁾	1-0	NC State
5-5	H	W	5-0	South Carolina

5-6	A	L	4-7	Wofford
5-7	A	W	6-1	Presbyterian
5-11	A	L	3-5	Erskine
5-12	A	L	0-5	Newberry

N1 - Greenwood, S.C.

1922 (10-8)

Head Coach - L.V.H. Durfee (1st Season)

Date	Site	W-L	Score	Opponent
3-24	A	L	4-9	Georgia Tech
3-25	A	L	2-6	Georgia Tech
4-3	H	W	5-0	Presbyterian
4-6	A	L	1-2	Georgia
4-7	A	L	1-2	Georgia
4-8	H	W	11-3	The Citadel
4-12	N1	W ⁽¹³⁾	4-1	Wofford
4-14	H	W	6-0	Erskine
4-15	A	L	1-8	Furman
4-21	A	W	3-0	Presbyterian
4-22	A	W	8-3	Presbyterian
4-26	H	W	3-1	South Carolina
4-27	H	W	4-3	Davidson
5-2	H	W	7-1	Wofford
5-4	N1	W	5-1	Erskine
5-11	H	L	0-4	Furman
5-12	A	L	8-9	Newberry
5-13	A	L	4-8	South Carolina

N1 - Anderson, S.C.

1923 (13-8-1)

Head Coach - L.V.H. Durfee (2nd Season)

Date	Site	W-L	Score	Opponent
3-30	H	W	8-0	Furman
3-31	A	W	3-0	Furman
4-3	H	W	6-2	Maryland
4-5	H	W	2-0	Erskine
4-6	H	L	2-6	Georgia
4-7	H	W	2-1	Georgia
4-9	H	W	17-1	Presbyterian
4-12	H	L	0-9	Duke
4-14	A	W	6-1	Furman
4-18	A	W	5-3	Birmingham-Southern
4-19	A	L	4-6	Alabama
4-20	A	L	0-2	Ole Miss
4-21	A	L	2-6	Ole Miss
4-23	A	W	4-0	Erskine
4-25	H	L	4-12	Virginia Tech
4-26	H	L	2-3	Davidson
4-27	H	W	4-3	Newberry
4-30	H	T ⁽¹³⁾	3-3	Furman
5-3	H	W	5-3	The Citadel
5-4	A	W	3-0	Newberry
5-7	H	L	0-1	Mississippi College
5-8	H	W	4-1	Mississippi College

1924 (6-10)

Head Coach - L.V.H. Durfee (3rd Season)

Date	Site	W-L	Score	Opponent
3-28	H	L	5-19	Georgia
3-29	H	L	4-11	Georgia
4-15	A	L	1-4	Furman
4-16	H	L	4-7	Presbyterian
4-17	H	W	6-0	South Carolina
4-19	A	L	0-7	Wofford
4-22	N1	L	4-11	Furman
4-26	H	L	1-14	Oglethorpe
4-28	H	L	7-12	Wofford
5-3	H	L	3-7	Furman
5-5	H	W	4-1	Erskine
5-7	A	W	4-1	Erskine
5-8	N2	W	4-1	Presbyterian
5-9	A	L	2-7	Newberry
5-10	A	W	8-7	South Carolina
5-12	N2	W	10-3	The Citadel

\$ - no-hit game; N1 - Anderson, S.C.; N2 - Laurens, S.C.

1925 (11-14)

Head Coach - Thomas May (1st Season)

Date	Site	W-L	Score	Opponent
3-20	A	L	0-4	Georgia Tech
3-21	A	L	0-6	Georgia Tech
3-30	A	L	1-7	Georgia
3-31	A	L	0-6	Georgia
4-2	H	W	7-3	North Georgia
4-3	H	L	6-9	North Georgia
4-4	H	W	11-2	North Georgia
4-6	H	W	5-4	Wofford
4-7	H	W	4-2	Wofford

4-11	H	L	3-7	Furman
4-13	H	L	0-5	Michigan
4-14	H	L	1-7	Michigan
4-17	H	W	3-2	Presbyterian
4-18	A	L	2-13	Wofford
4-21	H	W ⁽¹³⁾	9-8	Tennessee
4-22	A	L	4-7	Furman
4-24	H	W	6-2	South Carolina
4-29	A	W ⁽¹²⁾	2-1	Erskine
4-30	N1	L	2-9	Presbyterian
5-1	A	L	8-9	Newberry
5-2	A	L	7-8	South Carolina
5-4	N2	W	7-5	Auburn
5-8	H	L	1-4	Virginia Tech
5-11	H	W ⁽¹⁰⁾	9-8	Erskine
5-13	H	W	6-4	The Citadel

N1 - Laurens, S.C.; N2 - Anderson, S.C.

1926 (8-11)

Head Coach - Cui Richards (1st Season)

Date	Site	W-L	Score	Opponent
3-19	A	L	2-5	Georgia Tech
3-20	A	W ⁽¹⁰⁾	6-5	Georgia Tech
3-25	H	L	5-9	Furman
3-27	A	L	1-2	Furman
4-3	A	L	5-6	Wofford
4-7	A	L	0-10	Auburn
4-8	A	L	0-7	Auburn
4-13				

ALL-TIME RESULTS

4-24	A	L	1-4	Erskine
4-26	H	W	6-0	Presbyterian
4-27	H	W	6-2	Newberry
4-30	A	W ⁽¹⁰⁾	8-6	Furman
5-2	H	L	3-11	Auburn
5-3	H	L	6-9	Auburn
5-4	H	W	6-5	Auburn
5-9	H	W	7-2	Furman
5-11	H	W	4-3	Erskine

1929 (15-11-1)

"State Champions"

Head Coach - Joe Guyon (2nd Season)

Date	Site	W-L	Score	Opponent
3-22	A	L	3-5	Georgia
3-23	A	L	2-4	Georgia
4-1	H	L ⁽¹¹⁾	0-2	South Carolina
4-3	A	L	1-2	Wofford
4-5	H	L	3-4	Georgia
4-6	H	W	9-7	Georgia
4-10	H	L	3-10	Michigan
4-11	H	L	4-16	Michigan
4-12	A	L	2-5	Georgia Tech
4-13	A	W	7-4	Georgia Tech
4-15	A	T ⁽¹²⁾	6-6	Auburn
4-16	A	W	4-3	Auburn
4-17	A	L	2-9	Oglethorpe
4-18	A	W	4-2	Oglethorpe
4-20	A	W	10-3	Furman
4-23	H	W	3-0	Newberry
4-24	H	W ⁽¹⁰⁾	6-5	Presbyterian
4-26	H	W	3-0	Erskine
4-27	H	W	6-1	Furman
4-29	H	W	3-2	Wofford
4-30	H	L	4-5	Oglethorpe
5-3	A	W ⁽¹⁰⁾	1-0	Erskine
5-7	A	W	7-1	Presbyterian
5-8	A	W	3-0	Newberry
5-9	A	L	6-8	South Carolina
5-11	A	W ⁽⁷⁾	4-0	The Citadel ⁽¹¹⁾
5-11	A	W ⁽⁷⁾	6-5	The Citadel ⁽²⁾

1930 (9-14)

Head Coach - Joe Guyon (3rd Season)

Date	Site	W-L	Score	Opponent
3-28	A	L	9-10	Georgia Tech
3-29	A	L	1-4	Georgia Tech
3-31	A	L	3-7	Oglethorpe
4-1	A	L	4-5	Oglethorpe
4-4	A	W	8-5	Wofford
4-5	H	L	4-7	Erskine
4-7	H	L	2-5	Florida
4-8	H	W	9-3	Florida
4-11	H	W	11-5	Wofford
4-15	A	W	4-3	Furman
4-17	H	L	4-8	Newberry
4-19	H	W	4-1	South Carolina ⁽¹⁾
4-19	H	L	2-9	South Carolina ⁽²⁾
4-22	H	W	7-6	Furman
4-26	A	W	9-6	The Citadel
4-28	A	L	2-18	South Carolina
4-29	A	L ⁽¹⁰⁾	3-5	South Carolina
4-30	A	W	15-0	Newberry
5-1	A	L	7-9	Presbyterian
5-2	A	L ⁽¹¹⁾	4-5	Erskine
5-5	H	L ⁽¹¹⁾	3-4	Auburn
5-6	H	L ⁽¹⁰⁾	10-14	Auburn
5-9	N1	W	12-6	The Citadel

N1 - Anderson, S.C.

1931 (6-2)

Head Coach - Joe Guyon (4th Season)

Date	Site	W-L	Score	Opponent
4-9	H	W	6-3	Newberry
4-30	H	W	14-4	Davidson
5-2	A	L	1-10	South Carolina
5-4	A	W	6-2	The Citadel
5-11	H	W	6-1	The Citadel
5-12	H	W	3-2	The Citadel
5-13	H	W	5-4	South Carolina
5-14	H	L	1-5	South Carolina

Note: The season was shortened due to an outbreak of meningitis on campus in April.

1932 (14-6)

"State Champions"

Head Coach - Jess Neely (1st Season)

Date	Site	W-L	Score	Opponent
3-24	H	L	3-4	Georgia

3-25	H	L	8-11	Georgia
4-4	H	W	9-3	Newberry
4-5	H	L	2-3	Newberry
4-7	A	W	7-1	Presbyterian
4-15	A	L	0-4	South Carolina
4-16	A	W	10-4	South Carolina
4-18	A	W	14-1	Erskine
4-19	A	W ⁽¹⁰⁾	2-1	Erskine
4-21	H	W	14-5	Presbyterian ⁽¹⁾
4-21	H	W ⁽⁷⁾	14-1	Presbyterian ⁽²⁾
4-22	H	W ⁽¹⁰⁾	12-11	Presbyterian
4-26	H	W	13-9	South Carolina ⁽¹⁾
4-26	H	L ⁽⁷⁾	2-5	South Carolina ⁽²⁾
5-3	A	W	10-4	Newberry
5-4	A	L	2-4	Newberry
5-9	H	W	13-10	Erskine
5-10	H	W	3-0	Erskine
5-12	H	W	10-9	South Carolina
5-13	H	W	6-5	South Carolina

1933 (10-10)

Head Coach - Jess Neely (2nd Season)

Date	Site	W-L	Score	Opponent
3-24	H	L	11-14	Georgia
3-30	A	L	4-5	South Carolina
3-31	A	L	0-6	South Carolina
4-3	N1	W	11-4	Erskine
4-4	N1	L	4-5	Erskine
4-6	A	W	13-7	Presbyterian
4-7	A	L	3-8	Presbyterian
4-10	H	W	9-2	Newberry
4-11	H	W	6-5	Newberry
4-13	A	L	4-6	Furman
4-14	H	W	4-1	Furman
4-17	H	L	3-4	South Carolina
4-20	A	L	0-3	# Erskine
4-21	H	W	6-3	Erskine
4-25	H	W	15-11	Presbyterian ⁽¹⁾
4-25	H	W ⁽⁷⁾	3-0	Presbyterian ⁽²⁾
4-27	A	L	8-9	Newberry
4-28	A	W	6-1	Newberry
5-1	A	W	9-8	Furman
5-2	H	L ⁽⁷⁾	1-4	Furman

- no-hit game; N1 - Anderson, S.C.

1934 (8-8-1)

Head Coach - Jess Neely (3rd Season)

Date	Site	W-L	Score	Opponent
3-30	H	L	6-7	Duke
3-31	H	W	10-5	Duke
4-4	H	L	9-11	Newberry
4-5	H	L	7-8	Furman
4-7	H	T ⁽¹¹⁾	7-7	NC State
4-9	A	W	15-8	Presbyterian
4-10	A	W	5-3	Erskine
4-12	H	L	1-8	South Carolina
4-21	A	L	7-8	Furman
4-25	H	W	8-2	Presbyterian
4-26	H	W ⁽¹²⁾	3-2	Erskine
4-27	A	L	4-5	Newberry
5-1	H	W	5-0	Wofford
5-2	A	L	4-6	South Carolina
5-3	A	W	9-6	Wofford
5-7	N1	W	5-2	Georgia
5-8	N1	L	3-4	Georgia

N1 - Gainesville, Ga.

1935 (16-7-1)

"State Champions"

Head Coach - Jess Neely (4th Season)

Date	Site	W-L	Score	Opponent
3-25	H	W	5-0	Michigan State
3-30	A	L	1-5	NC State
4-2	A	L	8-12	Duke ⁽¹⁾
4-2	A	W ⁽⁷⁾	3-0	Duke ⁽²⁾
4-5	H	W	4-0	Georgia Tech
4-9	H	W	10-2	Presbyterian
4-12	A	L	0-2	Georgia
4-13	A	W	4-3	Georgia
4-15	A	W	12-3	Wofford
4-16	H	W	5-4	South Carolina
4-19	H	W	7-2	Georgia
4-20	H	W	6-4	Georgia
4-22	H	L	1-7	Newberry
4-24	A	T ⁽¹⁰⁾	4-4	Furman
4-25	H	W	5-1	Wofford
4-26	A	W	10-2	Georgia Tech
4-27	A	L	0-6	Georgia Tech ⁽¹⁾
4-27	A	L ⁽⁷⁾	1-2	Georgia Tech ⁽²⁾

4-30	H	W	5-0	Erskine
5-1	A	W	6-3	Presbyterian
5-2	A	W	4-2	Erskine
5-7	H	W	3-2	Furman ⁽¹⁾
5-7	H	W ⁽⁷⁾	1-0	Furman ⁽²⁾
5-9	A	L	0-2	South Carolina

1936 (6-11)

Head Coach - Jess Neely (5th Season)

Date	Site	W-L	Score	Opponent
3-30	H	L	0-18	Michigan State
4-3	H	L ⁽⁷⁾	0-6	Georgia
4-4	H	L	3-8	Georgia
4-11	H	L	3-6	Erskine
4-13	A	L	0-6	Erskine
4-16	H	L	4-9	Cincinnati
4-17	H	W	10-8	Presbyterian
4-20	H	W	7-1	The Citadel
4-21	H	W	6-1	The Citadel
4-24	A	W	7-1	^ South Carolina
4-28	A	L ⁽⁷⁾	2-6	Presbyterian
5-1	H	L	5-12	NC State
5-5	H	L	5-6	South Carolina
5-8	A	L	2-6	Georgia
5-9	A	W	5-4	Georgia
5-11	H	W	2-0	Newberry
5-13	A	L	0-3	Newberry

^ - Clemson's first night game

1937 (7-12)

Head Coach - Jess Neely (6th Season)

Date	Site	W-L	Score	Opponent
3-30	H	L	1-8	Ohio
4-2	H	L	1-13	Georgia
4-3	H	W	3-2	Georgia
4-7	A	L	3-23	Erskine
4-9	A	L	0-5	Newberry
4-10	A	L	2-3	Wofford
4-12	A	L	7-10	The Citadel
4-13	A	L	0-3	The Citadel
4-15	A	W	5-4	Presbyterian
4-16	H	L	2-5	Furman
4-20	H	W	6-5	Erskine
4-22	H	L	0-1	Newberry
4-24	H	W	9-4	Wofford
4-27	A	L	3-4	South Carolina
5-3	A	W	11-9	Georgia
5-4	A	W	6-1	Georgia
5-6	A	L	5-6	Presbyterian
5-8	H	L	4-5	South Carolina
5-10	A	W	14-8	Furman

1938 (6-12)

Head Coach - Jess Neely (7th Season)

Date	Site	W-L	Score	Opponent
3-31	A	W	9-5	Wofford
4-4	A	L	5-9	Newberry
4-6	H	W	7-6	Erskine
4-11	N1	L	3-4	Erskine
4-13	H	W	4-2	Presbyterian
4-14	A	L	11-14	Georgia
4-15	H	W	10-8	Newberry
4-16	H	L ⁽¹⁰⁾	5-6	Davidson
4-19	H	L	5-7	Georgia
4-22	A	W	15-5	Presbyterian
4-25	H	L	0-3	The Citadel
4-26	H	L	2-10	The Citadel
4-28	A	L	7-14	Furman
5-2	A	L	2-7	Davidson
5-3	H	L	3-12	South Carolina
5-9	H	W	6-1	Wofford
5-10	A	L	0-3	South Carolina
5-11	H	L	4-6	Furman

N1 - Anderson, S.C.

1939 (10-7)

Head Coach - Randy Hinson (1st Season)

Date	Site	W-L	Score	Opponent
4-3	A	L	0-6	Georgia
4-4	A	L	4-27	Georgia
4-8	H	W	12-7	Ohio
4-10	H	L	7-11	Georgia
4-14	H	W	4-1	Newberry
4-15	A	L	0-2	Erskine
4-18	A	W	2-0	Wofford
4-20	H	W	10-7	Wofford
4-22	H	W	10-7	Presbyterian
4-27	H	W	9-7	South Carolina
4-29	A	L	2-11	Newberry

5-1	A	W ⁽¹⁰⁾	7-5	South Carolina
5-2	A	W	4-0	The Citadel
5-3	A	L	2-7	The Citadel
5-5	H	L	4-6	Erskine
5-12	A	W	9-7	Furman
5-13	H	W	8-4	Furman

1940 (12-2-2)

Head Coach - Randy Hinson (2nd Season)

Date	Site	W-L	Score	Opponent
3-23	H	W	15-2	Davidson
3-25	H	W ⁽⁷⁾	3-3	Michigan State
4-1	H	W	13-7	Wofford
4-6	A	W ⁽¹⁰⁾	6-5	Erskine
4-11	A	W	7-6	South Carolina
4-15	H	W	11-5	Presbyterian
4-18	A	T	13-13	Furman
4-23	H	L	3-4	Erskine
4-26	H	W	7-1	South Carolina
4-27	A	W	12-1	Presbyterian
4-29	A	W	7-2	Wofford
5-1	H	W	16-9	Furman
5-8	N1	W	12-1	The Citadel
5-9	N1	W	18-12	The Citadel
5-11	H	L	4-10	North Carolina
5-15	A	W	8-5	Davidson

ALL-TIME RESULTS

1945 (7-6)

Head Coach - Walter Cox (1st Season)

Date	Site	W-L	Score	Opponent
3-31	H	W	14-7	Wofford
4-4	A	W	15-14	Wofford
4-6	A	W	7-5	Newberry
4-7	A	L	0-6	Newberry
4-13	A	L	7-8	Presbyterian
4-20	H	L	2-12	Presbyterian
4-21	H	L	6-12	Presbyterian
4-27	H	W	6-4	South Carolina
4-30	H	W	9-2	Wofford
5-4	A	L	7-11	South Carolina
5-5	A	L	0-4	South Carolina
5-9	A	W	4-2	Wofford
5-11	H	W	3-2	Newberry

1946 (12-5)

Head Coach - Randy Hinson (3rd Season)

Date	Site	W-L	Score	Opponent
3-29	H	W	6-0	# Erskine
4-3	A	L	1-2	South Carolina
4-5	H	W	23-0	Georgia
4-6	H	L	9-16	Georgia
4-9	H	W	5-4	Davidson
4-12	N1	L ⁽¹¹⁾	8-9	Georgia
4-13	A	W	10-6	Georgia
4-19	H	W	8-5	Presbyterian
4-20	A	L	5-7	Newberry
4-23	A	W	4-2	Furman
4-26	A	W	5-1	Erskine
4-30	A	W	9-2	Wofford
5-6	H	L	1-6	Newberry
5-7	H	W	8-0	Wofford
5-11	A	W	8-3	Davidson
5-13	H	W	2-1	Furman
5-18	H	W	12-2	South Carolina

- no-hit game; N1 - Thomson, Ga.

1947 (24-5 OVERALL; 13-2 SoCon, 1st)

SoCon Champion
NCAA Eastern Finals

Head Coach - Randy Hinson (4th Season)

Date	Site	W-L	Score	Opponent
3-25	H	W	10-9	* NC State
3-28	H	W	10-9	* Duke
3-29	H	L	11-13	* Duke
4-3	A	W	8-2	Presbyterian
4-7	H	W	4-3	Wofford
4-8	H	W	2-1	* Davidson
4-11	A	W	4-1	* South Carolina
4-12	A	W	17-8	* South Carolina
4-17	H	W	7-2	Georgia
4-18	A	W	14-4	* The Citadel
4-21	A	L	7-8	Georgia
4-24	H	W	9-4	Newberry
4-26	A	W	10-5	Newberry
4-30	H	W ⁽⁷⁾	8-5	* The Citadel
5-2	A	W	5-4	Erskine
5-3	A	W	11-5	Wofford
5-5	H	W	19-7	* Furman
5-6	A	L	4-7	* Furman
5-9	H	W	3-2	Erskine
5-10	A	W	15-1	* Davidson
5-13	H	W	9-6	* Furman
5-14	A	W	13-3	* Furman
5-23	H	W	17-3	* South Carolina
5-24	H	W	10-8	* South Carolina
6-12	N1	W	8-3	# Auburn
6-13	N1	W	1-0	# Alabama
6-14	N1	L	2-8	# Alabama ⁽¹⁾
6-14	N1	W	4-1	# Alabama ⁽²⁾
6-20	A	L	3-7	\$ Yale

* - SoCon game; # - NCAA Southern Playoffs; \$ - NCAA Eastern Finals; N1 - Charlotte, N.C.

1948 (14-12-1 OVERALL; 8-8-1 SoCon)

Head Coach - Walter Cox (2nd Season)

Date	Site	W-L	Score	Opponent
3-22	H	T ⁽¹⁰⁾	8-8	* Virginia Tech
3-24	H	L	3-5	* Duke
3-25	H	L	2-3	* Duke
3-30	H	L	4-5	Ohio
4-1	H	L	1-4	* Washington and Lee
4-5	H	W	5-0	* Davidson
4-9	H	L	1-12	* North Carolina
4-10	A	L ⁽¹⁰⁾	6-7	* Davidson
4-12	A	L	2-5	Georgia
4-16	H	L	4-7	* South Carolina

4-17 H W 11-2 *South Carolina

4-19	H	W	7-6	* Furman
4-23	H	W	9-2	Presbyterian
4-24	A	L	4-5	Newberry
4-28	A	L	8-11	* Furman
4-30	A	W	8-1	Wofford
5-1	A	W	3-1	Erskine
5-3	H	L	1-3	* Furman
5-5	A	W	2-1	Presbyterian
5-7	H	W	16-10	Wofford
5-10	A	W	5-4	* Furman
5-14	H	W	13-9	Newberry
5-15	N1	L	2-8	Erskine
5-18	H	W	4-3	* The Citadel
5-21	A	W	7-2	* South Carolina
5-22	A	W	6-5	* South Carolina
5-25	A	W	6-4	* The Citadel

* - SoCon game; N1 - Anderson, S.C.

1949 (11-12 OVERALL; 10-5 SoCon)

Head Coach - Walter Cox (3rd Season)

Date	Site	W-L	Score	Opponent
3-26	H	W	8-1	* Davidson
3-30	H	W	13-3	* Duke
3-31	H	L	16-18	* Duke
4-1	A	W	4-3	Presbyterian
4-4	H	L	6-12	Georgia
4-9	H	L	5-19	Presbyterian
4-15	A	L	7-9	Florida
4-16	A	L ⁽¹⁰⁾	13-14	Florida
4-18	H	L	18-20	Wofford
4-19	H	W	9-6	* Furman
4-23	A	L ⁽⁷⁾	0-2	* The Citadel ⁽¹⁾
4-23	A	W ⁽⁷⁾	5-0	* The Citadel ⁽²⁾
4-26	A	L	9-10	Newberry
4-27	A	W	16-3	* Furman
5-2	H	W ⁽¹⁰⁾	6-5	* Furman
5-4	A	L	1-3	Wofford
5-6	H	W ⁽¹¹⁾	6-5	* South Carolina
5-10	A	W ⁽¹²⁾	4-3	* Furman
5-13	H	W	10-5	* The Citadel
5-14	H	W	16-4	* The Citadel
5-16	N1	L	1-6	* NC State
5-20	A	L	2-4	* South Carolina
5-21	A	L	6-7	* South Carolina

* - SoCon game; N1 - Laurinburg, N.C.

1950 (20-11 OVERALL; 13-3 SoCon)

NCAA District III Playoffs

Head Coach - Walter Cox (4th Season)

Date	Site	W-L	Score	Opponent
3-24	H	W	14-12	Michigan State
3-25	H	L	5-18	Michigan State
3-29	H	L	8-9	* Duke
3-30	H	W	17-6	* Duke
4-1	A	W	15-2	Presbyterian
4-6	N1	L	1-2	# Bradley
4-6	A	L	0-6	# Rollins
4-7	N1	W	9-1	# Bradley
4-8	A	W	13-9	# Rollins
4-11	H	W ⁽¹⁰⁾	11-10	Presbyterian
4-12	A	L	5-8	Georgia
4-15	H	W	13-11	* Davidson
4-17	H	W	7-3	Georgia
4-18	H	W	12-0	* Furman
4-21	A	W	16-4	* The Citadel
4-22	A	W ⁽¹⁰⁾	7-5	* The Citadel
4-26	A	W	10-3	* Furman
4-29	A	L	4-6	* Davidson
5-1	H	W	21-6	* Furman
5-5	A	W	14-5	* South Carolina
5-6	A	L	2-10	* South Carolina
5-9	A	W	11-7	* Furman
5-12	H	W	19-10	* The Citadel
5-13	H	W	12-11	* The Citadel
5-15	H	W ⁽¹¹⁾	8-7	* South Carolina
5-16	H	W	18-9	* South Carolina
5-26	N2	L	2-14	+ Wake Forest
5-26	N2	W	1-0	+ Virginia Tech
5-27	N2	L	2-3	+ Maryland
6-8	N3	L	1-6	\$ Alabama
6-9	N3	L	2-4	\$ Kentucky

* - SoCon game; # - Rollins Invitational; + - SoCon Tournament; \$ - NCAA District III Playoffs; N1 - Winter Park, Fla.; N2 - Greensboro, N.C.; N3 - Kannapolis, N.C.

1951 (18-7 OVERALL; 16-2 SoCon)

Head Coach - Walter Cox (5th Season)

Date	Site	W-L	Score	Opponent
3-23	A	L	9-10	Rollins
3-24	A	L	2-5	Rollins
3-26	H	L	7-8	Michigan State
3-27	H	L	6-16	Michigan State
4-4	A	W	4-1	Erskine
4-7	A	W	12-5	* Davidson
4-9	H	W	8-6	* South Carolina
4-10	H	W	11-1	* South Carolina
4-14	A	W	15-5	* The Citadel ⁽¹⁾
4-14	A	W ⁽⁷⁾	3-1	* The Citadel ⁽²⁾
4-17	H	W	26-13	* Furman
4-20	H	W	7-6	* The Citadel
4-21	H	W	12-3	* The Citadel
4-25	A	W	10-8	* Furman
4-26	A	W	4-3	* Duke
4-27	A	W	4-3	* North Carolina
4-28	A	L	5-7	* NC State
4-30	H	W	6-1	* Furman
5-4	H	W	20-2	* Davidson
5-5	H	L ⁽¹⁰⁾	8-12	* Wake Forest
5-8	A	W	12-2	* Furman
5-11	N1	W	12-4	* South Carolina
5-12	A	W ⁽⁷⁾	16-5	* South Carolina
5-18	N2	W	6-2	+ West Virginia
5-19	N2	L	0-5	+ Duke

* - SoCon game; + - SoCon Tournament; N1 - Orangeburg, S.C.; N2 - Greensboro, N.C.

1952 (10-12 OVERALL; 10-10 SoCon)

Head Coach - Bob Smith (1st Season)

Date	Site	W-L	Score	Opponent
3-24	H	L	3-13	Michigan State
3-25	H	L ⁽⁸⁾	1-5	Michigan State
3-28	H	L	8-14	* Duke
3-29	H	W	10-9	* Duke
4-2	H	W	21-5	* Davidson
4-4	N1	W	5-2	* South Carolina
4-5	A	L	4-6	* South Carolina
4-7	H	L	5-12	* Wake Forest
4-8	H	L	14-16	* Wake Forest
4-12	A	L	3-4	* Davidson
4-14	A	L	2-6	* Duke
4-15	A	L	7-11	* Wake Forest
4-18	H	L	5-8	* The Citadel
4-19	H	W	14-4	* The Citadel
4-23	H	W	4-2	* Furman
4-25	H	L	3-4	* North Carolina
4-29	A	L ⁽¹⁵⁾	4-5	* Furman
5-3	A	W ⁽¹⁰⁾	6-4	* The Citadel ⁽¹⁾
5-3	A	W ⁽⁷⁾	6-4	* The Citadel ⁽²⁾
5-5	H	W ⁽¹⁰⁾	12-11	* Furman ⁽¹⁾
5-5	H	W ⁽⁷⁾	5-4	* Furman ⁽²⁾
5-9	H	W	3-1	* South Carolina

* - SoCon game; N1 - Orangeburg, S.C.

1953 (11-6 OVERALL; 11-6 SoCon)

Head Coach - Bob Smith (2nd Season)

Date	Site	W-L	Score	Opponent
3-24	H	W ⁽⁷⁾	4-3	* The Citadel ⁽¹⁾
3-24	H	W ⁽⁸⁾	11-7	* The Citadel ⁽²⁾
3-26	H	L	4-5	* Duke
4-3	A	L	4-5	* North Carolina
4-4	A	W	8-4	* NC State
4-8	A	W	15-1	* Furman
4-10	H	W ⁽⁷⁾	7-0	* Davidson ⁽¹⁾
4-10	H	W	6-4	* Davidson ⁽²⁾
4-13	H	W	13-4	* South Carolina
4-14	H	L	7-9	* South Carolina
4-22	H	W ⁽¹⁴⁾	13-12	* Furman
4-25	A	L ⁽⁷⁾	4-6	* Furman
5-1	N1	W	5-0	* The Citadel
5-2	A	L	1-5	* The Citadel
5-8	A	W	2-0	# South Carolina
5-9	A	L	4-13	* South Carolina
5-11	N2	W	3-1	* Furman

* - SoCon game; # - no-hit game; N1 - Orangeburg, S.C.; N2 - Anderson, S.C.

1954 (14-10 OVERALL; 8-4 ACC, 1st)

ACC Champion

Head Coach - Bob Smith (3rd Season)

Date	Site	W-L	Score	Opponent
3-22	A	W	3-2	Florida
3-23	A	L		

ALL-TIME RESULTS

5-10	A	L	2-4	* Maryland
5-11	A	L	3-8	* Virginia
5-14	H	W	10-6	* South Carolina

* - ACC game

1958 (22-8 OVERALL; 11-3 ACC, 1st)

ACC Champion

College World Series Participant

Head Coach - Bill Wilhelm (1st Season)

Date	Site	W-L	Score	Opponent
3-24	H	W ⁽⁷⁾	7-5	Michigan State
3-27	A	W	9-1	Furman
3-31	A	W ⁽¹¹⁾	5-4	The Citadel
4-2	H	W	23-9	The Citadel
4-3	H	L	2-3	Michigan State
4-4	H	W	10-1	* Virginia
4-5	H	W	6-2	* Maryland
4-8	A	L	1-8	Georgia Tech
4-9	H	W	2-1	* North Carolina
4-14	A	W	10-4	* Virginia
4-15	A	W	13-4	* Maryland
4-16	A	W	6-5	* NC State
4-17	H	W	12-8	* Wake Forest
4-21	H	W	5-3	* South Carolina
4-25	A	L	1-2	* North Carolina
4-26	A	L	4-5	* Wake Forest
5-1	A	W	8-1	* Duke
5-3	A	W	15-11	* NC State
5-8	H	W	11-6	Furman
5-9	A	W	9-2	* South Carolina
5-12	A	L	1-7	* Duke
5-19	N1	L	4-1	^ North Carolina
6-5	N1	L	6-8	\$ Florida
6-7	N1	W	4-2	\$ George Washington
6-7	N1	W ⁽¹⁰⁾	8-5	\$ Florida State
6-9	N1	W	15-14	\$ Florida ⁽¹⁾
6-9	N1	W	3-1	\$ Florida ⁽²⁾
6-14	N2	W	4-1	! Arizona
6-15	N2	L	4-17	! Holy Cross
6-16	N2	L	3-5	! Western Michigan

* - ACC game; ^ - ACC Playoffs; \$ - NCAA District III Playoffs; ! - College World Series; N1 - Gastonia, N.C.; N2 - Omaha, Neb.

1959 (24-8 OVERALL; 9-5 ACC, 1st)

ACC Champion

College World Series Participant

Ranked No. 7 by Collegiate Baseball

Head Coach - Bill Wilhelm (2nd Season)

Date	Site	W-L	Score	Opponent
3-23	H	W	8-6	The Citadel
3-26	H	W	6-1	Massachusetts
3-27	H	W	13-1	* Virginia
3-28	N1	W	9-2	* Maryland
3-30	A	W	8-2	Georgia
3-31	H	W	16-8	Adelphi
4-1	H	W	4-3	* Wake Forest
4-3	A	W	11-0	* South Carolina
4-4	A	W	6-4	Furman
4-6	H	L	3-6	* North Carolina
4-7	H	L	7-8	* NC State
4-14	A	L	3-7	* Maryland
4-15	A	L	3-4	* Virginia
4-24	A	W	2-1	* North Carolina
4-25	A	W	6-5	* Wake Forest
4-28	H	W	2-1	Georgia
4-30	A	W	12-7	* Duke
5-1	A	W	10-0	* Duke
5-2	A	L	2-9	* NC State
5-4	H	W	5-2	Georgia Southern
5-5	H	L	1-2	Georgia Southern
5-8	H	W	10-1	Furman
5-9	A	W	6-2	Oglethorpe
5-12	H	W	10-1	* South Carolina
5-16	N2	W	4-2	* Wake Forest
5-18	N3	W	9-7	^ North Carolina
6-4	N3	W	9-6	\$ Georgia Tech
6-5	N3	W	24-2	\$ Florida State
6-6	N3	W	5-0	\$ Florida State
6-13	N4	L ⁽¹²⁾	2-3	! Arizona
6-14	N4	W	7-1	! Colorado State
6-15	N4	L	0-7	! Penn State

* - ACC game; ^ - ACC Playoffs; \$ - NCAA District III Playoffs; ! - College World Series; N1 - Orangeburg, S.C.; N2 - Thomasville, N.C.; N3 - Gastonia, N.C.; N4 - Omaha, Neb.

1960 (11-10-1 OVERALL; 7-6 ACC, 4th)

Head Coach - Bill Wilhelm (3rd Season)

Date	Site	W-L	Score	Opponent
3-21	A	T	7-7	Georgia Southern
3-22	A	W ⁽⁸⁾	15-4	Georgia Southern
3-25	H	L	5-8	The Citadel
3-26	H	W	16-6	The Citadel
3-31	H	W	10-0	Georgia Tech
4-2	H	W	11-10	Georgia
4-8	H	W	15-5	* Virginia
4-9	H	L	5-20	* Maryland
4-15	A	W	4-0	* North Carolina
4-16	A	L	0-5	* NC State
4-19	A	W	6-2	* Virginia
4-23	H	W	12-10	* South Carolina
4-25	A	L	1-4	Georgia
5-2	H	W	15-5	* Wake Forest ⁽¹⁾
5-2	H	L ⁽⁷⁾	2-3	* Wake Forest ⁽²⁾
5-3	H	W	6-1	* Duke
5-4	H	W	4-2	* Duke
5-5	A	L	1-2	* South Carolina
5-9	H	L	3-6	* North Carolina
5-10	H	L ⁽¹⁰⁾	7-8	* NC State
5-13	H	L	4-6	Furman
5-14	A	L ⁽¹¹⁾	3-4	Furman

* - ACC game

1961 (12-11 OVERALL; 6-8 ACC, 5th)

Head Coach - Bill Wilhelm (4th Season)

Date	Site	W-L	Score	Opponent
3-24	A	L	4-6	The Citadel
3-25	A	W	6-4	The Citadel
4-1	H	W	9-8	* Maryland
4-1	H	W	23-9	* Virginia
4-4	A	W	5-3	Georgia
4-7	H	L	5-8	* Duke
4-8	H	L	0-5	* Wake Forest
4-11	H	W	14-9	Furman
4-14	H	L	9-17	* North Carolina
4-18	H	W	21-5	* South Carolina
4-21	A	L	7-9	* Maryland
4-22	A	W	10-6	* Virginia
4-25	A	W	3-1	* South Carolina
4-28	A	L	2-9	* North Carolina
4-29	A	L ⁽⁷⁾	1-2	* NC State ⁽¹⁾
4-29	A	W	11-6	* NC State ⁽²⁾
5-2	A	W	15-5	Georgia Tech
5-5	A	L	3-4	* Wake Forest
5-6	A	L	1-3	* Duke
5-11	H	W	20-2	Rollins
5-12	H	L ⁽⁶⁾	2-4	Rollins
5-13	N1	W	7-4	% North Carolina
5-15	A	L ⁽⁶⁾	4-5	Furman

* - ACC game; % - not counted in ACC standings; N1 - Belmont, N.C.

1962 (17-8 OVERALL; 8-6 ACC, T-3rd)

Head Coach - Bill Wilhelm (5th Season)

Date	Site	W-L	Score	Opponent
3-20	A	L	2-10	Georgia
3-23	H	W	17-1	The Citadel
3-24	H	W	22-3	The Citadel
3-30	A	L	8-14	Florida State
4-3	H	W	6-3	Georgia
4-7	H	W	3-2	* Maryland
4-10	H	L	3-4	* Duke
4-14	A	W	3-2	* Maryland
4-16	A	W ⁽⁷⁾	11-2	* Virginia ⁽¹⁾
4-16	A	L	5-7	* Virginia ⁽²⁾
4-19	H	W	14-11	Florida State
4-20	H	W	6-4	* Wake Forest
4-21	A	W	9-6	Georgia Tech ⁽¹⁾
4-21	A	W ⁽⁷⁾	18-4	Georgia Tech ⁽²⁾
4-24	A	W	5-4	* South Carolina
4-27	A	L	5-11	* North Carolina
4-28	A	W	9-2	* NC State
5-2	H	W	7-3	Furman
5-4	A	L	4-20	* Wake Forest
5-5	A	L	3-7	* Duke
5-8	H	W	27-17	* South Carolina
5-11	H	W	11-4	* North Carolina
5-12	H	L	0-1	* NC State
5-14	N1	W	6-0	% Wake Forest
5-15	A	W	11-1	Furman

* - ACC game; % - not counted in ACC standings; N1 - Belmont, N.C.

1963 (15-11 OVERALL; 9-5 ACC, T-2nd)

Head Coach - Bill Wilhelm (6th Season)

Date	Site	W-L	Score	Opponent
3-21	A	L	7-10	Florida State
3-22	A	W	12-7	Florida State
3-23	A	L	3-12	Florida State
3-23	N1	W	17-4	Navy
3-27	A	W	6-4	Georgia Tech
3-29	A	W	7-4	The Citadel
3-30	A	L	3-7	# The Citadel
4-3	H	L	8-10	Georgia Tech
4-8	H	L	6-11	Georgia
4-10	A	L	2-5	Georgia
4-12	A	L	4-5	* Virginia
4-13	A	W	10-4	* Virginia
4-15	A	L	1-2	* Maryland
4-16	A	W ⁽¹³⁾	7-3	* Maryland
4-19	H	W	14-7	* NC State
4-20	H	W	8-2	* North Carolina
4-23	H	W	9-2	* South Carolina
4-26	A	L	5-14	* Wake Forest
4-27	A	W	5-1	* Duke
5-3	H	W	5-4	* Duke
5-4	H	L	8-14	* Wake Forest
5-7	A	W	6-5	Furman
5-10	A	W	12-11	* NC State
5-11	A	L	4-6	* North Carolina
5-14	A	W	5-1	† South Carolina
5-15	H	W	11-6	Furman

* - ACC game; # - no-hit game; † - Wilhelm's 100th victory; N1 - Tallahassee, Fla.

1964 (13-13 OVERALL; 6-7 ACC, T-4th)

Head Coach - Bill Wilhelm (7th Season)

Date	Site	W-L	Score	Opponent
3-19	A	L	5-8	Florida State
3-20	A	W	8-5	Florida State
3-20	N1	L	3-6	Tennessee
3-21	A	L	6-12	Florida State
3-23	H	W	9-3	Yale
3-24	H	W	10-5	Yale
3-27	H	W	9-1	* Virginia
3-28	H	L	9-11	* Virginia
3-30	H	L	3-6	* Maryland
3-31	H	W	11-8	* Maryland
4-1	H	W	11-4	Cornell
4-9	A	W	11-9	Georgia
4-11	H	L	8-10	Georgia
4-14	H	W	22-4	Georgia Tech
4-17	A	L	2-3	* NC State
4-18	A	L	3-4	* North Carolina
4-24	A	W	5-3	* Duke
4-25	A	L ⁽¹¹⁾	3-4	* Wake Forest
4-28	A	W	4-2	* South Carolina
5-1	H	L	0-3	* Wake Forest
5-6	A	W	1-0	Furman
5-8	H	W	9-4	* NC State
5-9	H	L	5-12	* North Carolina
5-12	H	W	5-3	* South Carolina
5-13	H	L	9-10	Furman
5-14	A	L	3-4	Georgia Tech

* - ACC game; N1 - Tallahassee, Fla.

1965 (18-10-2 OVERALL; 9-5 ACC, 2nd)

Head Coach - Bill Wilhelm (8th Season)

Date	Site	W-L	Score	Opponent
3-20	A	L	0-2	Georgia
3-22	A	W	4-2	The Citadel
3-23	A	W	6-2	The Citadel
3-30	H	L	3-6	Ohio
3-31	H	W ⁽⁷⁾	15-1	Miami (Ohio)
4-1	H	W	14-0	Miami (Ohio) ⁽¹⁾
4-1	H	W ⁽⁷⁾	9-0	Miami (Ohio) ⁽²⁾
4-3	H	W ⁽⁷⁾	4-2	Georgia Tech ⁽¹⁾
4-3	H	T ⁽⁷⁾	6-6	Georgia Tech ⁽²⁾
4-6	H	W	11-9	Furman
4-9	H	W	6-5	* North Carolina
4-10	H	L	5-8	* NC State
4-12	H	L	4-8	Georgia
4-16	A	L	1-6	* Maryland
4-17	A	L	1-2	* Maryland
4-20	A	W	5-2	* Virginia ⁽¹⁾
4-20	A	L	0-1	* Virginia ⁽²⁾
4-23	H	W	10-2	* Duke
4-24	H	W	9-5	* Wake Forest
4-26	H	W	9-8	Florida State
4-27	H	L	11-13	Florida State ⁽¹⁾
4-27	H	L ⁽⁵⁾	3-16	Florida State ⁽²⁾
4-30	A	L ⁽¹³⁾	3-4	* North Carolina

5-1	A	W	6-4	* NC State
5-4	H	W	18-1	* South Carolina
5-7	A	W	8-0	* Duke
5-8	A	W	2-0	* Wake Forest
5-11	A	T	4-4	Georgia Tech
5-13	A	W	9-3	* South Carolina
5-15	A	W	4-3	Furman

* - ACC game

1966 (20-7-2 OVERALL; 9-4 ACC, 2nd)

Head Coach - Bill Wilhelm (9th Season)

Date	Site	W-L	Score	Opponent
3-21	H	W	11-0	Virginia Tech
3-22	H	W	9-6	Virginia Tech
3-25	H	W	11-5	The Citadel
3-26	H	W	27-2	The Citadel
3-28	H	T ⁽¹⁰⁾	12-12	Ohio
3-29	H	W	6-4	Ohio
3-30	H	W	8-3	Ohio
4-2	H	W	11-0	* Duke
4-5	H	W	7-3	* Wake Forest
4-8	H	W	11-2	* Maryland
4-9	H	W	12-7	* Maryland
4-11	H	W	8-4	* Virginia
4-12	H	W	18-3	* Virginia
4-15	A	L	1-6	* North Carolina
4-16	A	L	6-7	* NC State
4-18	H	W	14-9	Georgia Tech
4-19	A	W	17-9	Georgia
4-23	A	L	5-6	* Wake Forest
4-25	H	W	18-6	Furman
4-26	H	W	11-6	* South Carolina
4-30	H	L ⁽⁶⁾	3-5	* North Carolina
5-12	H	T ⁽⁶⁾	3-3	Georgia
5-16	H	W	8-7	* NC State
5				

ALL-TIME RESULTS

1968 (27-14 OVERALL; 11-7 ACC, 4th)

Head Coach - Bill Wilhelm (11th Season)

Date	Site	W-L	Score	Opponent
3-13	A	W ⁽⁷⁾	6-3	Mississippi State ⁽¹⁾
3-13	A	W ⁽⁷⁾	2-1	Mississippi State ⁽²⁾
3-14	A	L	0-11	Ole Miss
3-15	A	L ⁽⁷⁾	0-6	Ole Miss ⁽¹⁾
3-15	A	W ⁽⁷⁾	5-3	Ole Miss ⁽²⁾
3-19	H	L ⁽⁷⁾	5-9	Ohio ⁽¹⁾
3-19	H	W ⁽⁷⁾	7-5	Ohio ⁽²⁾
3-20	H	W	5-4	Ohio
3-22	H	L ⁽⁶⁾	2-6	Virginia Tech
3-23	H	W	2-1	Virginia Tech
3-26	H	W	20-4	Furman
3-29	H	W	6-4	* Virginia
3-30	H	W	8-1	Springfield
4-2	H	W ⁽¹¹⁾	3-2	Georgia
4-6	H	W ⁽⁷⁾	11-0	* Wake Forest ⁽¹⁾
4-6	H	W ⁽⁷⁾	9-0	* Wake Forest ⁽²⁾
4-8	H	W ⁽⁷⁾	8-4	Rhode Island ⁽¹⁾
4-8	H	L ⁽⁷⁾	3-6	Rhode Island ⁽²⁾
4-9	H	W	3-2	Rhode Island
4-11	A	W	12-4	Furman
4-12	H	W	14-7	* NC State
4-13	H	L ⁽⁷⁾	1-2	* North Carolina ⁽¹⁾
4-13	H	W ⁽⁷⁾	4-0	* North Carolina ⁽²⁾
4-15	H	W	6-3	Georgia Tech
4-16	H	W	6-5	† South Carolina
4-20	H	W ⁽⁷⁾	3-1	* Maryland ⁽¹⁾
4-20	H	L ⁽⁷⁾	2-7	* Maryland ⁽²⁾
5-2	A	W ⁽¹⁰⁾	2-1	* North Carolina
5-3	A	L ⁽⁷⁾	2-4	* NC State ⁽¹⁾
5-3	A	L ⁽⁷⁾	1-6	* NC State ⁽²⁾
5-4	A	L	0-7	Georgia Tech
5-6	A	W ⁽¹⁰⁾	3-2	Georgia
5-7	A	W ⁽⁷⁾	1-0	* South Carolina ⁽¹⁾
5-7	A	L ⁽⁷⁾	3-4	* South Carolina ⁽²⁾
5-8	A	W	7-0	East Carolina
5-9	A	W	8-1	East Carolina
5-10	A	W ⁽¹⁰⁾	2-0	* Wake Forest
5-11	A	W ⁽⁷⁾	5-3	* Duke ⁽¹⁾
5-11	A	L ⁽⁷⁾	0-7	* Duke ⁽²⁾
5-13	A	L ⁽¹¹⁾	2-3	George Washington
5-14	A	L	0-1	* Maryland

1969 (27-17-2 OVERALL; 12-8-1 ACC, 3rd)

Head Coach - Bill Wilhelm (12th Season)

Date	Site	W-L	Score	Opponent
3-15	H	W	5-4	East Tennessee State ⁽¹⁾
3-15	H	W ⁽⁷⁾	7-2	East Tennessee State ⁽²⁾
3-19	H	L	3-17	Ohio
3-20	H	L ⁽¹¹⁾	5-7	Ohio
3-21	H	W	5-4	Virginia Tech
3-22	H	W ⁽⁷⁾	5-4	Virginia Tech
3-22	H	W	18-1	Kent State
3-24	H	L ⁽⁷⁾	5-9	Kent State ⁽¹⁾
3-24	H	T ⁽⁶⁾	6-6	Kent State ⁽²⁾
3-25	H	W	16-10	Massachusetts
3-26	H	W	13-9	Massachusetts
3-28	H	W ⁽⁷⁾	28-1	Buffalo
3-29	H	W ⁽⁷⁾	15-4	Buffalo ⁽¹⁾
3-29	H	W ⁽⁷⁾	18-4	Buffalo ⁽²⁾
3-30	H	W	10-1	Georgia
4-1	H	W	12-5	Furman
4-4	H	W ⁽⁷⁾	5-3	* NC State ⁽¹⁾
4-4	H	W ⁽⁷⁾	3-0	* NC State ⁽²⁾
4-5	H	L	5-10	* North Carolina
4-7	A	L	6-13	* Duke
4-8	A	W ⁽⁷⁾	4-3	* Wake Forest ⁽¹⁾
4-8	A	L ⁽⁷⁾	0-11	* Wake Forest ⁽²⁾
4-9	A	W	16-11	Georgia
4-11	H	W ⁽⁷⁾	12-5	* Virginia ⁽¹⁾
4-11	H	W ⁽⁷⁾	9-3	* Virginia ⁽²⁾
4-12	H	W	7-0	* Maryland
4-16	A	T ⁽¹³⁾	4-4	* South Carolina
4-19	H	L	2-6	Florida State ⁽¹⁾
4-19	H	L	1-3	Florida State ⁽²⁾
4-21	H	L	3-4	Georgia Tech
4-23	H	W	14-1	Jacksonville
4-26	A	W	10-3	Furman
5-6	H	L ⁽⁷⁾	1-2	* South Carolina ⁽¹⁾
5-6	H	W ⁽⁷⁾	7-3	* South Carolina ⁽²⁾
5-7	A	L	8-9	Davidson
5-9	H	W	7-6	* Wake Forest
5-10	H	W ⁽⁷⁾	8-5	* Duke ⁽¹⁾
5-10	H	W ⁽⁷⁾	7-2	* Duke ⁽²⁾
5-12	A	L	1-7	* NC State
5-13	A	L ⁽⁷⁾	2-5	* North Carolina ⁽¹⁾

5-13	A	W ⁽⁷⁾	7-4	* North Carolina ⁽²⁾
5-14	A	L	2-3	Virginia Tech
5-15	A	L	1-8	Virginia Tech
5-16	A	L	0-2	* Virginia
5-17	A	L ⁽⁷⁾	2-3	* Maryland ⁽¹⁾
5-17	A	W ⁽⁷⁾	7-5	* Maryland ⁽²⁾

* - ACC game

1970 (32-16 OVERALL; 14-7 ACC, 2nd)

Ranked No. 18 by Collegiate Baseball
Head Coach - Bill Wilhelm (13th Season)

Date	Site	W-L	Score	Opponent
3-7	H	W ⁽⁷⁾	10-0	° Louisville ⁽¹⁾
3-7	H	W ⁽⁷⁾	8-1	Louisville ⁽²⁾
3-12	A	L	3-13	Florida
3-13	A	L	4-5	Florida
3-14	A	W ⁽⁷⁾	5-2	Florida ⁽¹⁾
3-14	A	W ⁽⁷⁾	6-3	Florida ⁽²⁾
3-16	A	W	5-3	Jacksonville
3-17	A	L	0-4	Jacksonville
3-18	N1	W ⁽⁸⁾	5-4	# Virginia Tech
3-18	A	W ⁽⁷⁾	5-1	# Georgia Southern
3-19	N1	W ⁽⁷⁾	6-3	# Virginia Tech
3-19	A	W	6-2	# Georgia Southern
3-23	H	W	6-5	George Washington
3-25	H	L	1-5	Ohio
3-26	H	W ⁽¹⁰⁾	7-6	Ohio
3-27	H	W	14-2	Vermont
3-28	H	W ⁽⁷⁾	8-2	Rider ⁽¹⁾
3-28	H	W ⁽⁸⁾	2-1	Rider ⁽²⁾
4-4	H	W ⁽⁷⁾	2-1	* Wake Forest ⁽¹⁾
4-4	H	W ⁽⁷⁾	5-0	* Wake Forest ⁽²⁾
4-5	H	W	3-1	* Duke
4-7	H	W	17-6	Georgia Tech
4-8	A	W	16-4	Belmont Abbey
4-10	H	W	2-0	* NC State
4-11	H	W ⁽⁷⁾	6-4	* North Carolina ⁽¹⁾
4-11	H	W ⁽⁸⁾	5-0	* North Carolina ⁽²⁾
4-14	A	L ⁽⁷⁾	1-2	* South Carolina ⁽¹⁾
4-14	A	W ⁽⁷⁾	2-1	* South Carolina ⁽²⁾
4-15	H	W	4-1	Georgia
4-16	H	W	8-6	Belmont Abbey
4-18	A	L	1-5	* Maryland
4-19	A	W ⁽⁷⁾	5-3	* Virginia ⁽¹⁾
4-19	A	L ⁽⁷⁾	1-5	* Virginia ⁽²⁾
5-5	H	W	4-0	* South Carolina
5-6	A	L ⁽¹²⁾	10-11	Georgia
5-7	A	L	1-7	Georgia Tech
5-9	H	W ⁽⁷⁾	3-1	* Maryland ⁽¹⁾
5-9	H	W ⁽⁷⁾	9-1	* Maryland ⁽²⁾
5-10	H	W	6-2	* Virginia
5-11	A	L	3-5	* North Carolina
5-12	A	W ⁽⁷⁾	7-2	* NC State ⁽¹⁾
5-12	A	L ⁽⁷⁾	2-3	* NC State ⁽²⁾
5-13	A	L	5-14	Virginia Tech
5-14	A	L	0-1	Virginia Tech
5-15	A	W	9-5	* Wake Forest
5-16	A	L ⁽⁷⁾	1-2	* Duke ⁽¹⁾
5-16	A	L ⁽⁷⁾	1-2	* Duke ⁽²⁾
5-22	N2	L	3-4	^ Maryland

* - ACC game; ° - first game played at Doug Kingsmore Stadium; # - Georgia Southern Tournament; ^ - ACC Playoff game; N1 - Statesboro, Ga.; N2 - Raleigh, N.C.

1971 (27-14 OVERALL; 10-4 ACC, 2nd)

Ranked No. 22 by Collegiate Baseball
Head Coach - Bill Wilhelm (14th Season)

Date	Site	W-L	Score	Opponent
3-6	H	W ⁽⁷⁾	4-0	Louisville ⁽¹⁾
3-6	H	W ⁽⁷⁾	9-2	Louisville ⁽²⁾
3-11	H	L	1-2	East Tennessee State
3-12	H	W	4-3	East Tennessee State
3-15	A	W	10-5	Ole Miss
3-16	A	L	4-12	Ole Miss
3-17	A	L	1-8	Ole Miss
3-18	A	W	6-4	Mississippi State
3-20	A	L ⁽⁷⁾	1-2	Mississippi State ⁽¹⁾
3-20	A	W	10-8	Mississippi State ⁽²⁾
3-22	H	L ⁽¹⁰⁾	2-6	Ohio
3-23	H	L	3-7	Ohio
3-24	H	W	4-3	Ohio
3-28	N1	L	0-3	* NC State
3-30	H	L	3-8	Georgia Southern
3-31	H	W	3-0	Georgia Southern
4-3	H	W	2-1	* Wake Forest
4-4	H	W	5-4	* Duke
4-5	A	W ⁽¹⁰⁾	4-1	Belmont Abbey
4-7	A	W	8-4	Georgia

4-10	N2	L	1-2	* North Carolina ⁽¹⁾
4-10	N2	L	1-3	* North Carolina ⁽²⁾
4-11	A	W	4-0	* NC State
4-13	A	L	4-8	Georgia Tech
4-14	H	W	10-3	Georgia
4-15	H	W	7-1	Belmont Abbey
4-16	H	W	8-3	Belmont Abbey
4-17	H	W ⁽⁷⁾	11-0	# Florida State ⁽¹⁾
4-17	H	W	12-7	Florida State ⁽²⁾
4-18	H	W	3-2	Florida State
4-21	H	L	1-4	Georgia Tech
4-25	H	W	8-2	* South Carolina
5-4	A	W	8-4	* South Carolina
5-6	H	L	5-16	* Virginia
5-7	H	W	5-2	* Virginia
5-8	H	W ⁽¹⁰⁾	3-2	* Maryland
5-9	H	W	4-1	* Maryland
5-12	A	W	5-2	* Duke
5-14	A	W	9-1	* Wake Forest
5-15	A	W ⁽⁷⁾	6-4	Virginia Tech
5-16	N3	L	0-4	^ Maryland

* - ACC game; # - no-hit game; ^ - ACC Playoff game; N1 - Columbia, S.C.; N2 - Durham, N.C.; N3 - Raleigh, N.C.

1972 (19-15 OVERALL; 6-7 ACC, 5th)

Head Coach - Bill Wilhelm (15th Season)

Date	Site	W-L	Score	Opponent
3-4	H	W	10-0	Louisville
3-5	H	W	14-2	Louisville
3-6	H	W	1-0	West Virginia
3-7	H	W	9-1	West Virginia
3-10	A	L	7-11	Florida State
3-11	A	L	3-6	Florida State
3-12	A	L	3-20	Florida State
3-17	N1	W	6-4	% Virginia Tech
3-17	A	W	2-1	% Georgia Southern
3-18	A	L	4-10	% Georgia Southern
3-18	N1	L	3-4	% Virginia Tech
3-20	H	W	2-1	Ohio
3-21	H	L ⁽¹⁰⁾	1-2	Ohio
4-1	A	W ⁽⁷⁾	8-0	* North Carolina ⁽¹⁾
4-1	A	L ⁽⁷⁾	1-3	* North Carolina ⁽²⁾
4-2	A	W	7-2	* NC State
4-4	H	W	8-0	South Carolina
4-5	A	L	1-2	South Carolina
4-8	H	W ⁽⁷⁾	2-0	* Wake Forest ⁽¹⁾
4-8	H	W ⁽⁷⁾	4-3	* Wake Forest ⁽²⁾
4-9	H	W ⁽¹¹⁾	1-0	Georgia Tech
4-12	A	W	12-4	Georgia
4-15	H	W ⁽⁷⁾	7-0	* NC State ⁽¹⁾
4-15	H	L ⁽⁷⁾	2-3	* NC State ⁽²⁾
4-16	H	W ⁽¹²⁾	5-4	* North Carolina
4-18	A	W	12-3	Georgia
4-21	N2	W	5-2	South Carolina
5-2	H	W	4-0	Georgia
5-5	A	L	8-9	* Wake Forest
5-6	A	L ⁽⁷⁾	3-4	* Virginia ⁽¹⁾
5-6	A	L ⁽⁷⁾	2-5	* Virginia ⁽²⁾
5-7	A	L	2-5	* Virginia
5-10	A	L	2-3	* Maryland ⁽¹⁾
5-10	A	L ⁽⁷⁾	0-3	^ # Maryland ⁽²⁾

* - ACC game; ^ - not counted in ACC standings; # - no-hit game; † - Wilhelm's 300th victory; % - Georgia Southern Tournament; N1 - Statesboro, Ga.; N2 - Sumter, S.C.

1973 (24-16 OVERALL; 10-2 ACC, T-1st)

Head Coach - Bill Wilhelm (16th Season)

Date	Site	W-L	Score	Opponent
3-9	H	W	7-3	West Virginia
3-13	H	W	5-0	App State
3-15	H	L ⁽¹⁰⁾	4-8	Central Michigan
3-16	H	W ⁽⁸⁾	3-0	# Maryland
3-18	N1	W	8-4	Austin Peay
3-19	A	L ⁽⁷⁾	1-2	Mississippi State ⁽¹⁾
3-19	A	L ⁽⁷⁾	0-2	Mississippi State ⁽²⁾
3-20	A	L ⁽⁷⁾	3-6	Ole Miss ⁽¹⁾
3-20	A	W ⁽⁵⁾	10-4	Ole Miss ⁽²⁾
3-21	A	L	3-10	Ole Miss
3-22	A	L	1-10	South Alabama
3-23	N2	W	2-0	Yale
3-23	A	L	1-11	South Alabama
3-25	A	W	15-8	Alabama
3-27	A	W	7-0	* Wake Forest
3-28	H	L ⁽⁷⁾	2-8	Western Michigan ⁽¹⁾
3-28	H	W ⁽⁷⁾	10-8	Western Michigan ⁽²⁾
4-3	H	W ⁽⁸⁾	3-0	* North Carolina
4-4	A	W	4-2	South Carolina

4-5	H	W	12-3	Georgia
4-6	H	L ⁽¹⁰⁾	4-6	* Virginia
4-9	H	W	5-3	* Wake Forest
4-10	H	L	1-3	South Carolina
4-11	A	W	6-5	Georgia
4-13	A	W ⁽⁷⁾	8-1	* NC State ⁽¹⁾
4-13	A	L ⁽⁷⁾	1-7	* NC State ⁽²⁾
4-14	A	W	3-1	* North Carolina
4-15	A	W	11-3	* Virginia
4-16	A	W	10-0	* Maryland
4-17	A	W ⁽⁷⁾	9-7	* Duke ⁽¹⁾
4-17	A	W ⁽⁷⁾	4-3	* Duke ⁽²⁾
4-20	N3	W	10-3	+ Wake Forest

ALL-TIME RESULTS

3-25	H	W	10-7	Marshall
3-26	H	L ⁽⁷⁾	1-4	Marshall ⁽¹⁾
3-26	H	W ⁽⁷⁾	13-0	Marshall ⁽²⁾
3-28	A	L	3-6	* Maryland
3-31	H	W	4-0	St. John's
4-1	H	W	8-0	Western Carolina
4-4	H	W	4-2	* Virginia
4-5	H	W	6-5	* NC State
4-6	H	L	1-3	* NC State
4-8	A	W	10-3	Georgia Tech
4-11	H	W ⁽⁷⁾	6-2	* North Carolina ⁽¹⁾
4-11	H	W ⁽⁷⁾	5-2	* North Carolina ⁽²⁾
4-12	H	W	14-3	* Duke ⁽¹⁾
4-12	H	W	8-1	* Duke ⁽²⁾
4-13	H	W	5-2	* Maryland
4-15	H	W	10-1	Georgia
4-16	A	L	2-6	South Carolina
4-18	A	W	6-3	* Virginia
4-19	A	W	7-2	* Wake Forest
4-20	A	W	6-1	* Wake Forest
4-22	A	W	18-3	Georgia Tech
4-25	A	L	2-7	+ North Carolina
4-26	N2	W	15-1	+ Wake Forest
4-26	A	W	7-6	+ North Carolina
4-27	N2	L	2-3	+ NC State
5-23	A	L	3-5	\$ Eastern Michigan
5-24	N3	L	4-5	\$ Penn State

* - ACC game; + - ACC Tournament; \$ - NCAA Midwest Regional; N1 - Tuscaloosa, Ala.; N2 - Chapel Hill, N.C.; N3 - Ypsilanti, Mich.

1976 (36-15 OVERALL; 10-2 ACC, 1st) ACC Champion

College World Series Participant				
Ranked No. 5 by Collegiate Baseball				
Head Coach - Bill Wilhelm (19th Season)				
Date	Site	W-L	Score	Opponent
3-1	H	W	3-0	High Point
3-2	H	W ⁽¹¹⁾	4-3	High Point
3-3	H	W	9-0	Francis Marion
3-5	H	W	6-2	Charleston Southern
3-7	H	W	5-4	James Madison
3-8	A	L	3-4	Georgia
3-10	A	W	9-5	Erskine
3-11	H	W	6-0	† Maryland
3-13	A	W	6-5	Florida
3-14	A	L	4-5	Florida
3-15	A	L	3-7	Rollins
3-15	A	L ⁽¹⁰⁾	1-3	Stetson
3-16	A	W	7-6	Rollins
3-17	A	W	11-3	Florida Southern
3-18	A	L	1-2	Florida Southern
3-19	A	L	2-16	Jacksonville
3-20	A	L	8-15	Georgia Southern ⁽¹⁾
3-20	A	W	16-12	Georgia Southern ⁽²⁾
3-22	H	L ⁽¹⁴⁾	1-3	Toledo
3-23	H	L	1-4	Toledo
3-24	H	L	4-6	Toledo
3-25	A	W	4-1	Newberry
3-27	H	W	10-6	UNCW
3-28	H	W	10-2	UNCW
3-31	N1	W	7-5	* Wake Forest ⁽¹⁾
3-31	N1	W	4-2	* Wake Forest ⁽²⁾
4-2	A	W	10-6	South Carolina
4-3	A	W	7-4	* NC State
4-4	A	W	8-0	* NC State
4-5	A	W	12-3	Georgia Tech
4-6	H	W	5-2	Georgia
4-8	A	W	20-7	* Duke
4-9	A	L	1-10	* Duke
4-10	A	L ⁽¹⁰⁾	2-3	* North Carolina
4-11	A	W ⁽¹²⁾	3-2	* North Carolina
4-12	A	W ⁽¹¹⁾	12-10	Georgia Tech
4-13	H	L	3-4	South Carolina
4-14	A	W	10-3	Georgia
4-16	H	W	9-0	* Virginia
4-17	H	W	9-0	* Virginia
4-18	H	W	8-6	* Maryland
4-21	A	W	10-4	Wofford
4-23	H	W	2-0	+ Wake Forest
4-24	H	W	2-1	+ Maryland
4-25	H	W	3-2	+ Maryland
5-21	N1	W	13-2	\$ Furman
5-22	A	W	10-4	\$ South Carolina
5-24	N1	W	6-2	\$ Furman
6-11	N2	W	9-4	! Auburn
6-13	N2	L ⁽¹⁰⁾	2-3	! Eastern Michigan
6-14	N2	L	6-10	! Arizona

* - ACC game; # - no-hit game; † - Wilhelm's

400th victory; + - ACC Tournament; \$ - NCAA Atlantic Regional; ! - College World Series; N1 - Columbia, S.C.; N2 - Omaha, Neb.

1977 (42-10 OVERALL; 9-1 ACC, 1st) College World Series Participant

Ranked No. 5 by Collegiate Baseball				
Head Coach - Bill Wilhelm (20th Season)				
Date	Site	W-L	Score	Opponent
2-26	A	W ⁽⁷⁾	12-2	Columbus ⁽¹⁾
2-26	A	W ⁽⁷⁾	13-5	Columbus ⁽²⁾
3-1	H	W	10-1	High Point
3-2	H	W	10-0	High Point
3-3	A	W	2-1	Georgia
3-5	H	W	6-0	* Duke
3-8	H	W ⁽⁷⁾	6-2	James Madison ⁽¹⁾
3-8	H	W	10-3	James Madison ⁽²⁾
3-9	H	W	3-0	Mercer
3-10	H	W	8-6	Mercer
3-11	H	W	5-2	Marshall
3-12	A	W	5-2	The Citadel
3-14	A	W	8-0	Charleston Southern
3-15	A	W	3-1	Charleston Southern
3-16	A	W	8-6	Francis Marion
3-17	A	W	8-0	# UNCW
3-18	A	W	4-1	UNCW
3-19	A	W	11-6	* Wake Forest
3-20	A	W	13-12	* Wake Forest
3-22	H	W	8-1	Toledo
3-23	H	W ⁽⁷⁾	10-3	Toledo ⁽¹⁾
3-23	H	W ⁽⁷⁾	6-5	Toledo ⁽²⁾
3-24	H	W ⁽¹¹⁾	5-3	Toledo ⁽³⁾
3-24	H	W ⁽⁵⁾	13-0	Toledo ⁽²⁾
3-26	H	W	3-0	Lewis
3-27	H	W	9-8	Lewis
3-28	H	L	1-2	South Carolina
4-1	H	L	3-6	Newberry
4-2	H	W	7-3	* NC State
4-6	H	W	2-0	Georgia
4-7	H	W	13-0	Erskine
4-8	H	W	8-7	Georgia Tech
4-9	H	W	14-0	* North Carolina
4-10	H	W	9-3	* North Carolina
4-12	A	L ⁽⁷⁾	6-7	South Carolina ⁽¹⁾
4-12	A	L ⁽⁷⁾	2-7	South Carolina ⁽²⁾
4-14	A	L ⁽¹⁰⁾	9-12	* Maryland
4-15	A	W	9-6	* Maryland
4-16	A	W	8-3	* Virginia
4-17	A	W	26-4	* Virginia
4-19	A	W ⁽⁶⁾	2-0	Wofford
4-22	H	W	10-3	+ NC State
4-23	H	L	4-5	+ Wake Forest
4-24	H	W	14-6	+ NC State
4-24	H	L	9-22	+ Wake Forest
5-20	N1	W	8-7	\$ Ole Miss
5-21	A	W	7-2	\$ Miami (Fla.)
5-22	A	L	3-10	\$ Miami (Fla.) ⁽¹⁾
5-22	A	W	10-9	\$ Miami (Fla.) ⁽²⁾
6-10	N2	L	7-10	! Arizona State
6-11	N2	W	13-4	! Temple
6-14	N2	L	0-1	! Cal State LA

* - ACC game; # - no-hit game; + - ACC Tournament; \$ - NCAA South Regional; ! - College World Series; N1 - Coral Gables, Fla.; N2 - Omaha, Neb.

1978 (39-14 OVERALL; 10-2 ACC, 1st) ACC Champion

Ranked No. 25 by Collegiate Baseball				
Head Coach - Bill Wilhelm (21st Season)				
Date	Site	W-L	Score	Opponent
2-25	A	W ⁽⁷⁾	10-4	Columbus ⁽¹⁾
2-25	A	W ⁽⁶⁾	9-4	Columbus ⁽²⁾
2-26	A	W	7-6	Valdosta State ⁽¹⁾
2-26	A	L ⁽⁵⁾	1-4	Valdosta State ⁽²⁾
3-4	A	L	2-4	Georgia Southern
3-5	A	L ⁽⁷⁾	1-3	Georgia Southern ⁽¹⁾
3-5	A	W ⁽⁷⁾	5-2	Georgia Southern ⁽²⁾
3-7	H	W ⁽⁷⁾	7-6	James Madison ⁽¹⁾
3-7	H	W ⁽⁵⁾	6-5	James Madison ⁽²⁾
3-12	H	W	8-1	* Wake Forest
3-13	H	W	11-3	* Wake Forest
3-16	H	W	14-4	* Virginia
3-17	H	W	4-3	* Virginia
3-18	A	W	6-1	High Point
3-19	A	W	4-0	* NC State
3-20	A	W	25-6	* Duke
3-21	A	W ⁽⁸⁾	15-10	* Duke
3-22	A	L	3-4	East Carolina

3-23	A	W	3-0	East Carolina
3-24	A	L	1-6	* North Carolina
3-28	H	W ⁽¹²⁾	3-2	Lewis
3-29	H	W ⁽⁷⁾	5-0	Lewis ⁽¹⁾
3-29	H	W ⁽⁷⁾	1-0	Lewis ⁽²⁾
3-30	H	W	10-2	Lewis
4-1	A	W	10-2	South Carolina
4-2	A	L	6-10	South Carolina
4-3	H	W	12-3	Western Carolina
4-4	A	L ⁽⁷⁾	2-4	Mercer ⁽¹⁾
4-4	A	L ⁽⁷⁾	4-7	Mercer ⁽²⁾
4-5	A	W ⁽⁷⁾	11-6	Georgia ⁽¹⁾
4-5	A	L ⁽⁷⁾	5-6	Georgia ⁽²⁾
4-6	H	W ⁽⁷⁾	3-2	Charleston Southern ⁽¹⁾
4-6	H	W ⁽⁷⁾	10-3	Charleston Southern ⁽²⁾
4-7	A	W	13-9	Georgia Tech
4-8	H	W ⁽⁷⁾	5-1	Howard ⁽¹⁾
4-8	H	W ⁽⁷⁾	15-7	Howard ⁽²⁾
4-9	H	W	7-6	Howard
4-10	H	L	1-3	Francis Marion
4-12	A	W	6-1	† Newberry
4-13	H	L	1-2	Georgia Tech
4-15	H	W	17-8	* Maryland
4-16	H	W	8-7	* Maryland
4-17	A	L ⁽¹²⁾	9-10	* North Carolina
4-18	A	W ⁽⁸⁾	2-1	* NC State
4-22	H	W	12-1	+ NC State
4-23	H	W	13-0	+ Duke
4-24	H	W	7-2	+ Wake Forest
4-28	H	W	7-6	UNCW
4-29	H	W	4-3	UNCW
4-30	H	W	11-4	South Carolina
5-19	A	W	8-5	\$ Miami (Fla.)
5-20	N1	L	5-9	\$ Marshall
5-21	A	L	5-7	\$ Miami (Fla.)

* - ACC game; † - Wilhelm's 500th victory; + - ACC Tournament; \$ - NCAA Atlantic Regional; N1 - Coral Gables, Fla.

1979 (40-15 OVERALL; 10-1 ACC, 1st) ACC Champion

Ranked No. 9 by Collegiate Baseball				
Head Coach - Bill Wilhelm (22nd Season)				
Date	Site	W-L	Score	Opponent
2-23	A	L	5-17	Florida
2-26	A	W ⁽⁷⁾	5-0	Valdosta State ⁽¹⁾
2-26	A	W ⁽⁷⁾	6-2	Valdosta State ⁽²⁾
2-28	H	W	12-2	Georgia
3-3	H	W ⁽⁷⁾	2-1	High Point ⁽¹⁾
3-3	H	W ⁽⁷⁾	6-2	High Point ⁽²⁾
3-6	H	W	2-1	East Carolina
3-7	H	W	1-0	East Carolina
3-8	H	W	8-3	Western Carolina
3-10	A	L	2-4	Auburn
3-11	A	L	1-10	# Auburn
3-12	A	L ⁽⁷⁾	1-5	Columbus ⁽¹⁾
3-12	A	W ⁽⁷⁾	11-1	Columbus ⁽²⁾
3-14	H	W	13-1	* Duke
3-15	H	W	6-4	* Duke
3-17	A	W	8-2	Francis Marion
3-18	A	W	17-2	UNCW
3-19	A	W	8-6	UNCW
3-20	A	W	10-3	The Citadel
3-21	A	W	6-1	The Citadel
3-22	A	W	17-10	Charleston Southern
3-24	A	W	3-1	South Carolina
3-25	A	L	6-7	South Carolina
3-27	H	W	6-5	* North Carolina
3-28	H	W	7-4	* North Carolina
3-31	H	W	8-1	* NC State
4-1	A	W	13-3	Western Carolina
4-5	H	W	11-4	Howard
4-7	A	W	41-9	* NC State
4-8	A	W ⁽¹⁶⁾	8-6	* Wake Forest
4-9	A	W	13-7	* Wake Forest
4-10	H	W	12-3	Erskine
4-11	A	W	14-6	Georgia Tech
4-14	H	W	1-0	South Carolina
4-15	H	W	6-3	South Carolina
4-16	A	L	14-15	Georgia
4-18	H	W	20-2	Georgia Tech
4-21	H	L	8-10	Georgia Southern
4-22	H	W ⁽⁸⁾	1-0	Georgia Southern ⁽¹⁾
4-22	H	L ⁽⁸⁾	10-12	Georgia Southern ⁽²⁾
4-25	A	W	10-4	* Virginia
4-28	A	W ⁽⁷⁾	5-3	* Maryland ⁽¹⁾
4-28	A	L ⁽⁷⁾	2-6	* Maryland ⁽²⁾
5-5	A	W	11-5	App State
5-6	A	W	15-1	App State

5-7	A	L	8-12	Virginia Tech
5-8	A	W	15-2	James Madison
5-9	A	L	10-11	James Madison
5-10	A	L	4-7	James Madison
5-11	A	W	8-6	East Tennessee State
5-12	A	L	8-13	East Tennessee State
5-18	N1	W	8-4	\$ Georgia Southern
5-19	A	L	1-2	\$ Miami (Fla.)
5-20	N1	W	2-0	\$ Georgia Southern
5-20	A	L	1-4	\$ Miami (Fla.)

* - ACC game; # - no-hit game; \$ - NCAA Atlantic Regional; N1 - Coral Gables, Fla.

1980 (38-21 OVERALL; 6-5 ACC, 3rd) ACC Champion

College World Series Participant				
Ranked No. 4 by Collegiate Baseball				
Head Coach - Bill Wilhelm (23rd Season)				
Date	Site	W-L	Score	Opponent
2-21	H	W	8-0	Erskine
2-22	A	L	2-6	Valdosta State
2-23	A	L	3-4	Florida
2-25	A	L	0-6	Florida
2-27	H	W	22-7	Georgia
2-28	H	W	10-2	Western Carolina
3-1	A	W	8-5	Georgia
3-7	H	L	2-3	East Tennessee State
3-9	H	L ⁽¹¹⁾	1-3	East Tennessee State ⁽¹⁾
3-9	H	W ⁽⁷⁾	8-0	East Tennessee State ⁽²⁾
3-10	H	W ⁽⁷⁾	2-0	# UNCW ⁽¹⁾
3-10	H	L ⁽⁷⁾	1-3	UNCW ⁽²⁾
3-11	H	W	1-2	UNCW
3-14	H	W ⁽¹⁰⁾	5-4	* Wake Forest
3-15	A	W	10-7	% Stetson
3-17	N1</			

ALL-TIME RESULTS

2-21	A	W	6-3	The Citadel
2-26	A	L	1-8	Florida
2-27	A	L	4-5	Florida
2-28	A	L	8-9	Florida State
3-1	A	L	7-11	Florida State
3-2	A	L	4-7	Valdosta State
3-3	A	W	6-1	Valdosta State
3-5	A	W	19-16	Georgia
3-6	H	W ⁽¹⁰⁾	7-6	Western Carolina
3-7	H	W	16-1	App State
3-8	H	L	4-10	App State
3-9	H	W	18-3	Marshall
3-10	H	W	2-0	Howard
3-11	H	W	15-1	Howard
3-12	H	W	7-4	* Duke
3-13	H	W	8-7	* Duke
3-14	A	W	9-5	†Winthrop
3-15	A	W	10-2	Francis Marion
3-16	A	L	8-9	UNCW
3-17	A	W ⁽¹⁰⁾	3-2	UNCW
3-18	A	W	14-4	East Carolina
3-19	A	L	1-4	East Carolina
3-20	A	L	6-7	*Wake Forest
3-21	A	L	7-10	*North Carolina
3-23	H	W	4-2	Ohio State
3-24	H	L ⁽¹¹⁾	7-8	Ohio State
3-25	H	W	5-3	Tennessee
3-26	H	L	4-10	Tennessee
3-27	H	L ⁽¹¹⁾	5-6	Georgia Southern
3-28	H	W	6-0	Georgia Southern
3-29	H	L	7-8	Georgia Southern
3-31	H	L	2-3	Georgia
4-1	H	W	6-4	* Georgia Tech
4-2	H	W	6-4	Winthrop
4-3	A	L	2-6	South Carolina
4-4	A	L	7-12	South Carolina
4-5	H	W ⁽¹¹⁾	6-5	* Wake Forest
4-6	A	W	13-1	Erskine
4-7	A	W	10-5	*Georgia Tech
4-8	A	L	20-22	Georgia
4-11	H	W ⁽⁷⁾	6-1	* NC State⁽¹⁾
4-11	H	W ⁽⁷⁾	2-0	* NC State⁽²⁾
4-12	H	W	6-2	* North Carolina
4-13	H	W ⁽¹¹⁾	5-4	South Carolina
4-14	H	L	2-12	South Carolina
4-16	A	L	11-21	*Maryland
4-17	A	L	6-10	*Maryland
4-18	A	W	11-7	*Virginia
4-19	A	W	11-5	*Virginia
4-22	N1	W ⁽¹⁰⁾	7-6	+Georgia Tech
4-23	N1	L	0-1	+Duke
4-24	N1	W ⁽¹⁰⁾	6-5	+Wake Forest
4-25	A	W	7-4	+North Carolina
4-25	N1	W	9-2	+Duke
4-26	A	W	7-5	+North Carolina
5-22	H	L	2-7	\$ Wichita State
5-23	H	L	1-2	\$ East Tennessee State

1982 (37-22 OVERALL; 10-2 ACC, 1st)

Head Coach - Bill Wilhelm (25th Season)

Date	Site	W-L	Score	Opponent
2-24	A	W	7-0	Florida
2-25	A	W	14-5	Florida
2-26	A	W	12-7	Florida
2-27	A	W ⁽⁷⁾	10-5	Valdosta State ⁽¹⁾
2-27	A	W ⁽⁷⁾	1-0	Valdosta State ⁽²⁾
2-28	A	W ⁽⁷⁾	8-3	Valdosta State ⁽¹⁾
2-28	A	W ⁽⁷⁾	3-0	Valdosta State ⁽²⁾
3-2	H	L	3-7	Georgia
3-3	H	W	6-2	Campbell
3-4	H	W	11-1	Campbell
3-5	H	W	5-0	# Western Carolina
3-6	H	W	20-7	The Citadel
3-8	H	W	2-1	East Carolina
3-9	H	W	6-3	East Carolina
3-10	H	W	6-3	UNCW
3-11	H	W	7-1	Marshall
3-12	H	W	12-5	Marshall
3-14	H	W	13-1	* Wake Forest
3-17	A	W	9-6	*NC State
3-18	A	L ⁽¹⁰⁾	4-5	*North Carolina
3-19	A	W	5-3	*Duke
3-22	H	W	14-2	Howard
3-23	H	W	17-4	Howard
3-24	H	L	2-7	Ohio State
3-25	H	W	7-1	Ohio State

3-27	H	W	7-2	Francis Marion
3-28	A	L	6-7	Winthrop
3-29	A	L	3-10	Western Carolina
3-31	H	W	17-4	* Georgia Tech
4-1	H	L	1-8	Florida State
4-2	H	L ⁽⁷⁾	6-7	Florida State
4-3	H	W	10-7	* North Carolina
4-4	H	L	13-16	* NC State
4-6	A	L	10-11	Georgia
4-7	A	W	10-2	*Georgia Tech
4-11	H	W	4-1	South Carolina
4-12	H	L	4-5	South Carolina
4-13	H	L	5-8	Georgia
4-15	H	W	15-2	* Maryland
4-16	H	W ⁽¹³⁾	4-3	* Maryland
4-17	H	W	9-1	* Virginia
4-18	H	W	18-6	* Virginia
4-21	N1	W	10-9	+Duke
4-22	N1	W	16-2	+Georgia Tech
4-23	N1	L	4-6	+Virginia
4-24	A	L	0-3	+North Carolina
5-4	A	L	7-9	Alabama
5-5	A	L	1-7	Alabama
5-6	A	L	7-8	Alabama
5-8	A	L ⁽¹¹⁾	6-7	Auburn ⁽¹⁾
5-8	A	W	22-10	Auburn ⁽²⁾
5-9	A	L ⁽¹²⁾	0-9	^Auburn
5-10	A	L	3-5	Troy
5-11	A	W	4-0	Troy
5-13	A	W	25-5	Georgia Southern
5-14	A	L	6-7	Georgia Southern
5-15	A	W	12-2	Georgia Southern
5-16	A	L	5-11	South Carolina
5-17	A	L	1-4	South Carolina

* - ACC game; # - no-hit game; + - ACC Tournament; ^ - forfeited game (score was 7-7 in the top of the 12th inning); N1 - Chapel Hill, N.C.

1983 (30-20-1 OVERALL; 6-5 ACC, 3rd)

Head Coach - Bill Wilhelm (26th Season)

Date	Site	W-L	Score	Opponent
2-19	A	L	1-3	The Citadel
2-20	A	L	2-6	The Citadel
2-24	H	W	11-2	Winthrop
2-26	A	L	2-5	Florida
2-27	A	L	2-4	Florida
3-1	A	L ⁽¹⁴⁾	4-5	Florida State
3-2	A	T ⁽¹⁰⁾	3-3	Florida State
3-4	H	W	8-0	South Carolina
3-5	H	L	2-4	Old Dominion
3-6	H	W	9-2	* Duke
3-7	H	W	4-3	* Duke
3-8	H	L	5-6	Alabama
3-9	H	L	4-7	Alabama
3-10	H	W	8-2	Furman
3-12	A	W	20-8	Francis Marion
3-13	A	W	11-7	Wingate
3-14	A	W	3-0	UNCW
3-15	A	W	12-5	UNCW
3-16	A	L	4-9	UNCW
3-20	A	L ⁽⁷⁾	2-5	*Maryland ⁽¹⁾
3-20	A	W ⁽⁷⁾	8-3	*Maryland ⁽²⁾
3-22	A	W	11-2	Furman
3-23	H	W	10-1	Ohio State
3-25	H	W ⁽⁷⁾	4-3	Georgia Southern⁽¹⁾
3-25	H	W ⁽⁷⁾	1-0	Georgia Southern⁽²⁾
3-26	H	W	8-4	* Wake Forest
3-26	H	W ⁽⁶⁾	5-4	Georgia Southern
3-29	H	W	4-2	East Tennessee State
3-30	H	W	2-0	East Tennessee State
3-31	H	W	4-2	East Tennessee State
4-3	A	L	4-6	*NC State
4-5	H	W ⁽⁸⁾	8-3	Western Carolina
4-6	A	W	13-7	Georgia
4-7	A	L ⁽¹⁰⁾	6-7	*Georgia Tech
4-10	H	L	4-8	* NC State
4-11	A	W	16-0	Erskine
4-12	A	L	5-11	Georgia
4-14	A	W	8-1	*Virginia
4-16	A	L	2-7	*Wake Forest
4-17	H	W	19-6	* Georgia Tech
4-20	N1	W	12-5	+Virginia
4-21	N1	W	8-1	+NC State
4-22	A	L	5-6	+North Carolina
4-24	N1	W	14-7	+Duke
4-24	A	W	5-2	+North Carolina
4-25	A	L	1-10	+North Carolina
4-26	H	L ⁽¹⁰⁾	3-8	South Carolina
4-27	H	W	6-3	Georgia

4-29	A	L	7-13	Western Carolina
4-30	A	W	8-1	South Carolina
5-1	A	L	3-4	South Carolina

* - ACC game; + - ACC Tournament; N1 - Chapel Hill, N.C.

1984 (38-17 OVERALL; 12-2 ACC, T-1st)

Head Coach - Bill Wilhelm (27th Season)

Date	Site	W-L	Score	Opponent
2-24	A	L	11-17	Georgia Southern
2-25	A	W	10-3	Georgia Southern
2-26	A	W	10-5	Georgia Southern
2-28	H	L ⁽⁷⁾	2-5	Ball State⁽¹⁾
2-28	H	L ⁽⁷⁾	4-5	Ball State⁽²⁾
2-29	H	W	9-1	Ball State
3-1	H	L	3-6	Old Dominion
3-2	H	W	6-3	Old Dominion
3-3	A	W	11-4	*Duke
3-4	A	W	7-1	*Duke
3-6	H	L ⁽⁷⁾	4-7	The Citadel⁽¹⁾
3-6	H	W ⁽⁷⁾	6-0	# The Citadel⁽²⁾
3-7	H	W	2-1	UNCW
3-8	H	L	5-8	UNCW
3-9	H	W	5-4	* Maryland
3-10	H	W	5-2	* Maryland
3-11	H	L	6-9	Georgia
3-12	H	W	8-1	† Marshall
3-14	H	W ⁽⁷⁾	7-3	Marshall⁽¹⁾
3-14	H	W ⁽⁷⁾	6-0	Marshall⁽²⁾
3-15	H	W	6-2	* Virginia
3-16	H	W	7-2	* Virginia
3-17	H	L	3-7	Virginia Tech
3-18	H	W	6-2	Virginia Tech
3-19	H	W	8-0	Virginia Tech
3-21	A	L	4-8	Alabama
3-22	A	W ⁽⁷⁾	4-1	Alabama ⁽¹⁾
3-22	A	L ⁽⁷⁾	1-3	Alabama ⁽²⁾
3-23	A	W	11-4	Ole Miss
3-24	A	W	4-2	Ole Miss
3-25	A	W ⁽¹¹⁾	3-1	Ole Miss
3-28	H	W	5-1	* Georgia Tech
3-29	H	W	13-0	Florida State
3-30	H	W	13-3	Florida State
3-31	H	L	2-5	* NC State
4-1	H	L	1-3	* North Carolina
4-5	H	W	5-3	Western Carolina
4-6	A	W	13-1	*Wake Forest
4-7	A	W	15-7	*NC State
4-8	A	W	5-1	*North Carolina
4-10	H	L	7-9	Furman
4-11	A	W	7-2	*Georgia Tech
4-12	A	L	2-9	Western Carolina
4-13	A	W	10-1	USC Aiken
4-14	H	W	9-3	* Wake Forest
4-15	A	W	6-0	Winthrop
4-16	H	W	19-0	Georgia Regents
4-18	N1	L	5-8	+Duke
4-19	N1	W	7-6	+Virginia
4-20	N1	W	12-1	+Maryland
4-21	N1	L	6-7	+North Carolina
4-24	A	L	11-14	Georgia
4-25	H	W	5-2	Georgia
4-26	H	W	11-1	Erskine
4-28	A	W	11-5	Vanderbilt

* - ACC game; # - no-hit game; † - Wilhelm's 700th victory; + - ACC Tournament; N1 - Durham, N.C.

ALL-TIME RESULTS

4-4	A	W	8-0	Western Carolina
4-5	A	W	6-1	* Duke
4-6	A	W	15-1	* Duke
4-9	A	L	6-13	Georgia
4-10	H	W	18-2	Georgia
4-12	A	L	8-12	* NC State
4-13	A	L	8-9	* North Carolina
4-15	H	W	14-1	East Tennessee State
4-16	H	W	6-3	Furman
4-17	H	W	13-7	Western Carolina
4-18	H	W	14-7	Davidson
4-19	H	W	6-2	* North Carolina
4-20	H	L	2-6	* NC State
4-22	A	W	6-3	* Georgia Tech
4-24	H	W	9-7	Charlotte
4-25	H	W	16-5	South Carolina
4-26	H	W	9-5	South Carolina
4-27	H	L ⁽¹²⁾	4-9	* North Carolina
5-3	A	W	14-11	South Carolina
5-4	A	L	0-5	South Carolina
5-5	A	W	7-6	† South Carolina
5-6	A	W	14-7	Georgia Regents
5-7	H	L	0-7	* Georgia Tech
5-9	N1	L	5-6	Miami (Fla.)
5-10	N1	W	7-4	Miami (Fla.)
5-11	N1	W	9-5	Miami (Fla.)
5-14	N2	W	13-4	+ Wake Forest
5-15	N2	L	5-16	+ Georgia Tech
5-16	N2	W	13-0	+ Maryland
5-17	N2	L	4-6	+ NC State

* - ACC game; † - Wilhelm's 800th victory;
+ - ACC Tournament; N1 - Greenville, S.C.;
N2 - Durham, N.C.

1987 (54-14-1 OVERALL; 16-5 ACC, 2nd)
Ranked No. 10 by Baseball America
Ranked No. 10 by Collegiate Baseball
Head Coach - Bill Wilhelm (30th Season)

Date	Site	W-L	Score	Opponent
2-23	A	W	9-3	The Citadel ⁽¹⁾
2-23	A	W	12-0	The Citadel ⁽²⁾
2-25	H	W	8-1	Western Carolina
3-1	H	W ⁽⁸⁾	7-6	App State⁽¹⁾
3-1	H	W ⁽⁷⁾	1-0	App State⁽²⁾
3-2	H	W ⁽⁷⁾	8-7	UNCW⁽¹⁾
3-2	H	W ⁽⁷⁾	4-0	UNCW⁽²⁾
3-3	H	W	9-8	Old Dominion
3-4	H	W	4-1	Old Dominion
3-5	H	L	3-10	Georgia Southern
3-6	H	W	8-2	Georgia Southern
3-7	H	W	14-5	Georgia Southern
3-10	H	W ⁽⁷⁾	12-11	Marshall⁽¹⁾
3-10	H	W ⁽⁷⁾	19-1	Marshall⁽²⁾
3-11	H	W	20-1	Marshall
3-13	H	W	6-4	* Virginia
3-14	H	W	9-2	* Virginia
3-17	A	W	7-5	FIU
3-18	A	L	1-6	FIU
3-20	A	W	8-2	Miami (Fla.)
3-21	A	W	11-9	Miami (Fla.)
3-22	A	T	10-10	Miami (Fla.)
3-23	H	W	14-5	* Maryland
3-25	H	W	18-5	Auburn⁽¹⁾
3-25	H	L ⁽⁷⁾	4-5	Auburn⁽²⁾
3-26	H	W	3-2	Auburn
3-28	H	W	12-2	Valdosta State
3-29	H	W	12-6	Valdosta State
3-31	A	W ⁽⁷⁾	25-1	Charlotte
4-1	H	W	3-2	Georgia
4-2	A	L	7-11	Georgia
4-4	H	L ⁽⁷⁾	6-7	* NC State⁽¹⁾
4-4	H	W ⁽⁷⁾	15-5	* NC State⁽²⁾
4-5	H	W	11-5	* North Carolina
4-6	H	W	4-1	Furman
4-7	H	L	5-6	^ Greenville Braves
4-8	A	L	2-4	* Georgia Tech
4-10	A	W	12-6	* Wake Forest
4-11	A	W	13-11	* Wake Forest
4-12	A	W	6-3	* Duke
4-13	A	W	11-4	* Virginia
4-15	H	L	6-7	* Georgia Tech
4-16	H	W	13-3	* Wake Forest
4-18	H	W	12-4	* Duke
4-19	H	W	6-3	* Duke
4-20	H	W	5-3	South Carolina
4-21	H	W	7-3	South Carolina
4-22	A	L	2-12	* Georgia Tech
4-25	A	L	3-4	* North Carolina
4-25	N1	W	9-8	* NC State

4-26	A	W	14-8	* North Carolina
5-2	A	W	5-3	South Carolina
5-3	A	W	8-7	South Carolina
5-5	A	W	8-1	* Maryland
5-6	A	W	9-7	* Maryland
5-7	A	W	10-8	% Duke ⁽¹⁾
5-7	A	W	14-5	% Duke ⁽²⁾
5-8	H	L	6-7	South Alabama
5-9	H	W	1-0	South Alabama
5-10	H	W	11-1	South Alabama
5-13	N2	W	11-4	+ Wake Forest
5-14	N2	W	9-4	+ North Carolina
5-15	N2	W	8-0	+ NC State
5-16	N2	L	1-7	+ Georgia Tech
5-16	N2	L	7-11	+ NC State
5-21	N3	W	8-0	\$ West Virginia
5-22	N3	W	6-3	\$ Seton Hall
5-23	N3	L	5-6	\$ Arkansas
5-23	N3	W	6-3	\$ Auburn
5-24	N3	L	2-4	\$ Arkansas

* - ACC game; % - not counted in ACC standings;
+ - ACC Tournament; \$ - NCAA South Regional;
^ - exhibition game (not counted in record);
N1 - Chapel Hill, N.C.; N2 - Greenville, S.C.;
N3 - Huntsville, Ala.

1988 (54-14 OVERALL; 18-2 ACC, 1st)
Ranked No. 15 by Baseball America
Head Coach - Bill Wilhelm (31st Season)

Date	Site	W-L	Score	Opponent
2-20	A	W	8-1	Auburn
2-21	A	L	2-5	Auburn
2-24	H	W	23-6	Charlotte
2-25	H	W	13-12	Georgia
2-27	A	W	12-1	UNCW
2-28	A	W	13-2	UNCW
3-1	H	W	8-4	Western Carolina
3-2	H	W	15-3	Furman
3-3	H	W	11-4	East Tennessee State
3-5	A	W	9-4	Charlotte
3-6	H	W	7-1	App State
3-7	H	W	15-2	Old Dominion
3-8	H	W	7-1	Old Dominion
3-9	H	W	10-2	Old Dominion
3-10	H	W	7-5	Liberty
3-12	H	W	9-6	* Virginia
3-14	N1	W	10-7	Long Beach State
3-15	N1	L	2-9	Brigham Young
3-16	N1	L	5-6	Washington State
3-17	A	L	10-13	Fresno State
3-18	N1	W	5-3	George Washington
3-19	N1	W	9-3	Oregon State
3-21	H	W ⁽⁷⁾	6-0	* Maryland⁽¹⁾
3-21	H	W ⁽⁷⁾	5-4	* Maryland⁽²⁾
3-22	A	L	7-8	Georgia
3-23	A	W	12-7	Furman
3-24	H	W	11-4	Ohio State
3-26	H	L ⁽⁷⁾	1-7	Ohio State⁽¹⁾
3-26	H	W ⁽⁷⁾	4-3	Ohio State⁽²⁾
3-27	H	W	8-4	Coastal Carolina
3-28	H	W	7-3	Coastal Carolina
4-1	H	W	5-2	* North Carolina
4-2	H	W	8-5	* North Carolina
4-3	H	W	9-8	* NC State
4-4	H	W	20-11	Western Carolina
4-5	H	W	11-10	^ Greenville Braves
4-6	H	W	7-3	* Georgia Tech
4-9	A	W	10-3	* Duke ⁽¹⁾
4-9	A	W	10-3	* Duke ⁽²⁾
4-10	A	W	8-7	* Wake Forest
4-13	A	W	4-2	* Georgia Tech
4-14	A	W	12-4	Western Carolina
4-15	H	W	11-3	* Duke
4-16	H	W	11-7	* Wake Forest
4-17	H	W	8-5	* Wake Forest
4-19	H	W	18-8	Tennessee
4-20	H	W	6-1	Tennessee
4-21	H	W	7-4	* Georgia Tech
4-22	H	W	7-6	South Carolina
4-23	H	L	7-11	South Carolina
4-24	H	W	8-5	South Carolina
4-30	A	W	5-2	South Carolina
5-1	A	L	6-7	South Carolina
5-2	A	W	8-3	* Virginia
5-3	A	W	6-0	* Virginia
5-6	A	L	3-6	* NC State
5-7	A	L	8-9	* NC State
5-8	A	W	8-6	* North Carolina
5-11	N2	W	9-1	+ Duke

5-12	N2	L	0-1	+ North Carolina
5-13	N2	W	9-0	+ Maryland
5-14	N2	W	5-4	+ North Carolina ⁽¹⁾
5-14	N2	L	6-7	+ North Carolina ⁽²⁾
5-22	N3	W	16-1	St. John's
5-23	N3	W	6-5	St. John's
5-26	N4	W	3-2	\$ Fordham
5-28	N4	L	1-6	\$ Rutgers
5-28	N4	W	11-1	\$ St. John's
5-29	N4	L	7-8	\$ Kentucky

* - ACC game; ^ - exhibition game (not counted in record); † - Wilhelm's 900th victory; + - ACC Tournament; \$ - NCAA Northeast Regional;
N1 - Fresno, Calif.; N2 - Greenville, S.C.; N3 - Orlando, Fla.; N4 - New Britain, Conn.

1989 (50-20 OVERALL; 13-5 ACC, 2nd)
ACC Champion
Ranked No. 14 by Baseball America
Ranked No. 14 by Collegiate Baseball
Head Coach - Bill Wilhelm (32nd Season)

Date	Site	W-L	Score	Opponent
2-18	A	W	22-5	Coastal Carolina
2-19	A	W	6-5	Coastal Carolina
2-25	H	W	4-2	Auburn
2-26	H	L	6-7	Auburn
2-28	H	W	9-8	Western Carolina
3-2	H	W	13-4	East Tennessee State
3-4	H	W	15-2	UNCW
3-5	H	W	9-4	UNCW
3-6	H	L ⁽¹⁰⁾	1-3	Old Dominion
3-7	H	W	6-3	Old Dominion
3-8	H	W ⁽¹⁵⁾	3-2	Old Dominion
3-10	H	W ⁽¹⁰⁾	5-4	App State
3-11	H	W	10-4	* Virginia
3-12	H	W	8-2	* Virginia
3-14	H	W	7-6	Western Carolina
3-15	H	W	3-0	Furman
3-18	H	W	16-3	* Maryland
3-19	A	W	11-0	* Wake Forest
3-20	A	W	6-2	* Wake Forest
3-24	A	W	6-4	* NC State
3-25	A	W	4-3	* North Carolina
3-26	A	L	0-3	* North Carolina
3-28	H	W	7-5	Seton Hall
3-29	H	W	8-5	Seton Hall
3-30	H	W	17-7	Seton Hall
3-31	H	W	7-1	South Carolina
4-1	H	W	12-6	South Carolina
4-2	H	W	9-6	South Carolina
4-3	H	W	15-4	Davidson
4-5	A	W	7-5	Tennessee
4-6	A	W	14-2	Western Carolina
4-9	H	W	6-3	* Wake Forest
4-10	H	W	12-4	Western Carolina
4-11	A	W	4-0	Furman
4-12	A	W	7-5	* Georgia Tech
4-14	A	W	8-0	* Virginia
4-16	A	L	4-5	* Maryland ⁽¹⁾
4-16	A	L	5-4	* Maryland ⁽²⁾
4-18	A	L	5-6	Georgia
4-19	H	W	16-5	* Georgia Tech
4-20	A	W	5-3	South Carolina
4-21	A	L	3-8	South Carolina
4-22	A	L	1-7	South Carolina
4-23	H	L	3-4	* North Carolina
4-25	H	W ⁽¹²⁾	3-2	Georgia
4-26	A	L	4-11	* Georgia Tech
4-28	H	L	5-11	Miami (Fla.)
4-29	H	L	2-10	Miami (Fla.)
4-30	H	W	5-4	Miami (Fla.)
5-6	H	W	11-3	* NC State
5-7	H	W	13-6	* NC State
5-				

ALL-TIME RESULTS

2-17	A	W	16-3	Georgia Southern
2-23	H	W	6-4	Auburn
2-24	H	W	7-3	Auburn
2-25	H	W	13-0	East Tennessee State
2-28	N1	W	6-0	% Oklahoma State
3-2	N1	L	8-13	% Louisiana
3-2	A	W	14-3	% UNLV
3-3	N1	W	17-5	% Louisiana
3-7	H	W	9-0	Georgia Regents
3-9	A	L ⁽⁷⁾	10-11	* Wake Forest ⁽¹⁾
3-9	A	W ⁽⁷⁾	13-7	* Wake Forest ⁽²⁾
3-10	A	W	11-5	* Wake Forest
3-15	H	W	5-2	* Virginia
3-16	H	W	15-1	* Virginia
3-17	H	W	12-8	* Virginia
3-19	A	W	23-7	Coastal Carolina
3-20	A	W	10-3	Coastal Carolina
3-21	A	W	11-7	Coastal Carolina
3-22	A	L	4-12	South Carolina
3-23	A	L	10-11	South Carolina
3-24	A	W	5-3	South Carolina
3-26	H	W	10-0	The Citadel
3-27	H	W	12-3	The Citadel
3-28	H	W ⁽⁷⁾	7-5	South Carolina
3-30	H	W	12-1	Columbus ⁽¹⁾
3-30	H	W	2-1	Columbus ⁽²⁾
3-31	A	L	7-9	Western Carolina
4-2	H	W	16-6	Furman
4-3	H	W	13-3	Western Carolina
4-4	H	W	10-1	South Carolina
4-5	H	W	15-6	* North Carolina
4-6	H	W ⁽¹²⁾	6-5	* North Carolina
4-7	H	W	6-2	* North Carolina
4-8	H	W ⁽⁵⁾	5-0	Winthrop
4-9	H	W	4-3	Georgia
4-10	A	W	9-1	Georgia
4-12	A	W	14-3	* NC State
4-13	A	L	7-8	* NC State
4-14	A	W	16-6	* NC State
4-16	H	W	10-5	App State
4-17	H	W	13-0	App State
4-19	A	W	11-4	* Maryland
4-20	A	W	7-2	* Maryland
4-21	A	W	17-2	* Maryland
4-22	A	W	8-3	Furman
4-24	H	W	11-8	Georgia
4-25	H	W	7-6	South Carolina
4-26	H	W ⁽¹⁰⁾	9-8	* Georgia Tech
4-27	A	W	8-0	* Georgia Tech
4-28	H	L	6-11	* Georgia Tech
5-5	H	W	17-4	* Duke
5-6	H	W ⁽⁷⁾	3-2	* Duke
5-7	H	W	6-4	* Duke
5-8	A	L	1-11	Tennessee
5-9	A	W	6-3	Tennessee
5-11	N2	W	13-1	+ Maryland
5-12	N2	W	7-2	+ Wake Forest
5-13	N2	W	6-5	+ Georgia Tech
5-14	N2	W	7-4	+ Virginia
5-14	N2	W	24-8	+ Georgia Tech
5-17	H	W	7-2	Furman
5-18	H	W ⁽⁸⁾	8-0	Furman
5-19	H	W	21-1	Furman
5-23	N3	W	13-5	\$ Princeton
5-24	N3	W	8-3	\$ Villanova
5-25	N3	W	10-9	\$ Mississippi State
5-26	A	W	13-5	\$ Maine
6-1	N4	L	4-8	! Creighton
6-3	N4	L	11-12	! Long Beach State

* - ACC game; % - UNLV Desert Classic; + - ACC Tournament; \$ - NCAA Northeast Regional; ! - College World Series; N1 - Las Vegas, Nev.; N2 - Greenville, S.C.; N3 - Orono, Maine; N4 - Omaha, Neb.

1992 (50-14 OVERALL; 19-5 ACC, 1st)

Ranked No. 7 by Baseball America
Head Coach - Bill Wilhelm (35th Season)

Date	Site	W-L	Score	Opponent
2-16	H	W	7-0	Eastern Kentucky ⁽¹⁾
2-16	H	W	22-0	Eastern Kentucky ⁽²⁾
2-19	H	W	6-0	Western Carolina
2-21	H	W	15-1	Tampa
2-22	H	W	16-5	Tampa ⁽¹⁾
2-22	H	W	3-0	Tampa ⁽²⁾
2-29	A	W	4-3	Auburn
3-1	A	W	9-3	Auburn
3-3	H	W	1-0	Winthrop
3-5	H	W	20-2	Furman

3-7	H	W ⁽⁷⁾	7-2	* Wake Forest ⁽¹⁾
3-7	H	W ⁽⁸⁾	2-1	* Wake Forest ⁽²⁾
3-8	H	W	7-5	* Wake Forest
3-9	H	W	2-1	Coastal Carolina
3-10	H	W	12-2	Coastal Carolina
3-13	H	W	15-3	* Maryland
3-14	H	W	10-1	* Maryland
3-15	H	L	9-10	* Maryland
3-17	A	W	15-7	* Duke
3-18	A	W	9-1	* Duke
3-19	A	L	1-2	* Duke
3-20	A	W	8-6	* Virginia
3-21	A	W	5-3	* Virginia
3-22	A	W	8-2	* Virginia
3-23	H	L	3-7	Ohio
3-24	H	W	10-2	Ohio
3-26	A	L	6-8	South Carolina
3-27	H	W	10-4	* Florida State
3-28	H	W	12-0	* Florida State
3-29	H	W	14-0	* Florida State
3-31	A	W	8-4	Georgia
4-1	H	L	2-3	Georgia
4-2	N1	W ⁽¹¹⁾	12-11	Winthrop
4-3	A	W	10-4	* North Carolina
4-4	A	W	7-1	* North Carolina
4-5	A	W	12-5	* North Carolina
4-7	H	W ⁽⁷⁾	10-5	Georgia Southern ⁽¹⁾
4-7	H	W ⁽⁷⁾	7-2	Georgia Southern ⁽²⁾
4-8	H	W	5-3	† South Carolina
4-10	H	W	6-2	* NC State
4-11	H	L	3-6	* NC State
4-12	H	W	3-2	* NC State
4-14	A	L	3-4	Tennessee
4-15	A	W	8-2	Tennessee
4-19	H	W	5-3	App State
4-20	H	W	7-5	App State
4-21	H	W	10-9	South Carolina
4-22	A	W	9-1	Georgia
4-24	A	L	2-6	* Georgia Tech
4-25	A	L ⁽¹⁰⁾	6-7	* Georgia Tech
4-26	A	W	5-4	* Georgia Tech
5-2	A	W	8-1	UNCW
5-3	A	L	1-5	UNCW
5-4	A	W	10-2	Georgia Southern
5-5	A	W	7-1	Georgia Southern
5-9	N2	W ⁽¹⁰⁾	3-2	+ Virginia
5-11	N2	W	5-2	+ Florida State
5-12	N2	L	1-11	+ NC State
5-12	N2	W	5-4	+ Georgia Tech
5-13	N2	W	11-0	+ Florida State
5-13	N2	L	3-7	+ NC State
5-21	N3	W	8-4	\$ Yale
5-22	N3	L	5-6	\$ UCLA
5-23	N3	L	6-7	\$ Oklahoma

* - ACC game; † - Wilhelm's 1,100th victory; + - ACC Tournament; \$ - NCAA Mideast Regional; N1 - Fort Mill, S.C.; N2 - Greenville, S.C.; N3 - Starkville, Miss.

1993 (45-20 OVERALL; 11-11 ACC, 5th)

ACC Champion
Ranked No. 17 by Baseball America
Ranked No. 17 by Collegiate Baseball
Head Coach - Bill Wilhelm (36th Season)

Date	Site	W-L	Score	Opponent
2-20	H	W	9-6	Auburn
2-23	H	W	13-2	App State
2-24	H	W	11-6	Winthrop
2-27	H	L	6-7	* Duke
2-28	H	W	16-7	* Duke
3-1	H	L	4-13	* Duke
3-2	H	W	7-5	UNCW ⁽¹⁾
3-2	H	W	9-2	UNCW ⁽²⁾
3-6	A	L ⁽⁷⁾	1-3	* Wake Forest ⁽¹⁾
3-6	A	W ⁽⁷⁾	4-1	* Wake Forest ⁽²⁾
3-7	A	W	8-5	* Wake Forest
3-9	H	W ⁽¹¹⁾	6-5	Coastal Carolina
3-10	H	W	8-3	Coastal Carolina
3-12	H	W	15-1	* Virginia
3-15	N1	L	0-5	% Nebraska
3-16	N1	L	6-10	% St. John's
3-17	N1	W	8-7	% Missouri State
3-18	N1	W	5-0	% Texas Tech
3-19	N1	L	0-3	% Kansas State
3-20	N1	W ⁽¹¹⁾	5-4	% Missouri State
3-24	H	W ⁽⁷⁾	10-7	Georgia Southern ⁽¹⁾
3-24	H	W ⁽⁷⁾	4-1	Georgia Southern ⁽²⁾
3-26	H	L	2-12	Ohio
3-27	H	W ⁽⁷⁾	5-2	Ohio

3-28	H	W	21-1	Ohio
3-30	H	W	11-4	Furman
3-31	A	W	6-2	Georgia
4-2	H	W	7-2	* North Carolina
4-3	H	L	5-10	* North Carolina
4-4	H	W	4-3	* North Carolina
4-6	H	W	17-3	South Carolina
4-7	A	W	9-8	South Carolina
4-9	A	W	4-1	* NC State
4-10	A	L	5-20	* NC State
4-11	A	L	12-13	* NC State
4-13	A	W	12-2	Western Carolina
4-14	H	W	8-6	Georgia
4-15	H	W	8-1	Western Carolina
4-17	A	W	6-2	* Maryland
4-18	N2	L	4-8	* Maryland
4-19	A	W	22-4	* Maryland
4-20	A	W	17-2	Furman
4-21	H	W ⁽¹¹⁾	8-7	South Carolina
4-23	H	L	0-11	* Georgia Tech
4-24	H	L	5-10	* Georgia Tech
4-25	H	L	0-6	* Georgia Tech
5-2	A	W	17-1	Winthrop
5-4	H	W	10-3	Tennessee
5-5	H	W	4-2	Tennessee
5-7	A	W	7-6	* Florida State
5-8	A	L ⁽¹⁰⁾	3-4	* Florida State
5-9	A	W	5-1	* Florida State
5-11	H	L	2-4	Georgia
5-12	A	L	5-8	South Carolina
5-13	H	W	12-5	Charlotte
5-15	N3	W	4-2	+ Duke
5-16	N3	W	6-1	+ Florida State
5-17	N3	W	9-8	+ Georgia Tech
5-18	N3	W	7-4	+ North Carolina
5-18	N3	L	5-7	+ Florida State
5-19	N3	W	11-7	+ NC State
5-28	N4	W	7-3	\$ Rutgers
5-29	N4	W	10-3	\$ Fresno State
5-30	N4	L	4-11	\$ Fresno State
5-31	N4	L	1-9	\$ Kansas

* - ACC game; % - Pepsi/Johnny Quik Best-of-the-West Tournament; + - ACC Tournament; \$ - NCAA Mideast Regional; N1 - Fresno, Calif.; N2 - Baltimore, Md.; N3 - Greenville, S.C.; N4 - Knoxville, Tenn.

1994 (57-18 OVERALL; 20-4 ACC, 1st)

ACC Champion
Ranked No. 4 by Baseball America
Head Coach - Jack Leggett (1st Season)

Date	Site	W-L	Score	Opponent
2-12	H	W	3-1	Western Carolina ⁽¹⁾
2-12	H	W	4-1	Western Carolina ⁽²⁾
2-13	H	W ⁽¹³⁾	6-5	Western Carolina
2-19	H	W	14-1	Tennessee
2-20	H	W	4-2	Tennessee
2-24	N1	L	5-11	% Fresno State
2-24	A	W	11-6	% UNLV
2-25	N1	W	13-3	% Rice
2-26	N1	L	3-12	% Rice
2-27	N1	W ⁽¹⁰⁾	13-8	% Fresno State
3-3	H	W	11-4	Furman
3-4	H	W	5-4	* Wake Forest
3-5	H	W	5-4	* Wake Forest
3-6	H	W	8-6	* Wake Forest
3-7	H	W	14-2	UNCW
3-8	H	W ⁽¹³⁾	8-7	UNCW
3-9	A	W	9-2	Georgia
3-11	H	W	7-5	* Maryland
3-12	H	W	18-2	* Maryland
3-13	H	W	6-5	* Maryland
3-15	H	W	4-1	New Hampshire
3-16	H	L	4-7	South Carolina
3-18	A	W	6-1	Hawaii Hilo
3-19	A	W	13-5	Hawaii Hilo ⁽¹⁾
3-19	A	W	10-3	Hawaii Hilo ⁽²⁾
3-21	N2	L	2-9	^ Oregon State
3-22	N2	L	2-9	^ Lewis-Clark State
3-23	A	W	7-3	^ Hawaii
3-25	N2	W ⁽⁷⁾	3-2	^ Washington
3-25	N2	W ⁽⁷⁾	3-1	^ Grand Canyon
3-26	N2	L ⁽¹¹⁾	1-2	^ Washington
3-27	N2	W	9-0	^ Grand Canyon
3-29	H	W	7-5	Georgia Southern
3-30	H	L	2-3	Georgia Southern
4-1	A	W	3-2	* Virginia
4-2	A	W	11-6	* Virginia
4-3	A	W	11-4	* Virginia

4-5	H	W	6-3	Georgia
4-6	A	W	7-2	South Carolina
4-8	H	W ⁽¹⁰⁾	10-8	* NC State
4-9	H	W	9-5	* NC State
4-10	H	W ⁽¹⁰⁾	6-5	* NC State
4-12	H	W	8-2	App State
4-13	A	L ⁽¹⁷⁾	4-5	South Carolina
4-15	A	W	7-6	* Duke
4-16	A	L	7-8	* Duke
4-17	A	W	7-0	* Duke
4-18	H	W	16-6	Charleston Southern
4-19	A	W	10-6	Georgia
4-20	H	L	3-4	South Carolina
4-22	A	W	11-1	* North Carolina
4-23	A	L	0-5	* North Carolina
4-24	A	W	3-2	* North Carolina
4-26	A	W	3-2	Tennessee
4-27	A	L ⁽¹⁰⁾	1-5	Tennessee
4-29	H	W	7-5	Miami (Fla.)
4-30	H	L	3-6	Miami (Fla.)
5-1	H	W ⁽¹²⁾	9-8	Miami (Fla.)
5-7	H	W	5-2	* Florida State
5-8	H	W	9-5	* Florida State
5-9	H	L	3-8	* Florida State
5-10	A	W	9-7	Coastal Carolina
5-11	A	W	8-0	Coastal Carolina
5-13	A	W ⁽¹⁰⁾	9-8	* Georgia Tech
5-14	A	L	4-20	* Georgia Tech
5-15	A	W	7-4	* Georgia Tech
5-18	N3	W	7-1	+ Maryland
5-19	N3	W	17-5	+ NC State
5-20	N3	W	9-6	+ Georgia Tech
5-21	N3	L	4-10	+ Florida State
5-22	N3	W	4-1	+ Florida State
5-26	H	L	5-1	\$ The Citadel
5-27	H	L	1-8	\$ Notre Dame
5-28	H	W	6-1	

ALL-TIME RESULTS

4-15	A	W	13-1	* NC State
4-16	A	W	13-4	* NC State
4-18	H	W	5-1	Coastal Carolina
4-19	H	W	7-2	Coastal Carolina
4-21	A	L	2-5	* Florida State
4-22	A	L	2-7	* Florida State
4-23	A	L	8-9	* Florida State
4-25	H	W	19-5	Furman
4-26	A	W	18-6	South Carolina
4-28	H	W	8-5	* Georgia Tech
4-29	H	W	6-1	* Georgia Tech
4-30	H	W	6-5	* Georgia Tech
5-7	A	W	7-4	Georgia Southern
5-8	A	L ⁽¹²⁾	14-15	Georgia Southern
5-12	A	L	6-7	Miami (Fla.)
5-13	A	W	7-5	Miami (Fla.)
5-14	A	L	4-8	Miami (Fla.)
5-17	N2	W	10-0	+ Maryland
5-18	N2	W	6-4	+ North Carolina
5-19	N2	W	11-0	+ Florida State
5-20	N2	W	16-7	+ NC State
5-20	N2	L	2-12	+ Florida State
5-21	N2	L	2-8	+ Florida State
5-25	H	W	8-4	\$ Navy
5-26	H	W	11-5	\$ Jacksonville
5-27	H	W	9-5	\$ Winthrop
5-28	H	W	7-4	\$ Alabama
6-3	N3	L	1-3	! Tennessee
6-5	N3	L	3-8	! Stanford

* - ACC game; + - ACC Tournament; \$ - NCAA East Regional; ! - College World Series; N1 - Arlington, Texas; N2 - Greenville, S.C.; N3 - Omaha, Neb.

1996 (51-17 OVERALL; 17-7 ACC, 2nd)

College World Series Participant
Ranked No. 4 by Collegiate Baseball
Ranked No. 4 by USA Today
Head Coach - Jack Leggett (3rd Season)

Date	Site	W-L	Score	Opponent
2-16	H	W	4-0	South Florida
2-17	H	L	5-6	South Florida
2-18	H	L	2-7	South Florida
2-23	H	W	7-3	Maine
2-24	H	W	6-5	Maine ⁽¹⁾
2-24	H	W	5-1	Maine ⁽²⁾
2-25	H	W	6-1	Maine
2-27	A	W	8-3	Tennessee
2-28	A	W ⁽¹⁰⁾	10-4	Tennessee
3-1	H	W	11-3	Coastal Carolina
3-2	H	W	8-7	Coastal Carolina
3-3	H	W	13-4	Coastal Carolina
3-5	H	W	4-2	Western Carolina
3-8	H	W	8-4	Virginia Tech
3-9	H	W	6-2	Virginia Tech
3-10	H	W	4-0	Virginia Tech
3-12	H	W	18-2	Siena
3-13	H	W	9-3	Siena
3-16	A	L ⁽⁷⁾	4-7	* Duke ⁽¹⁾
3-16	A	L ⁽⁷⁾	0-2	* Duke ⁽²⁾
3-17	A	W	7-2	* Duke
3-20	H	W	11-3	Ohio
3-21	H	L	3-9	Ohio
3-22	H	W	4-0	* Maryland
3-23	H	W	7-0	* Maryland
3-24	H	W	16-6	* Maryland
3-28	A	W	13-3	Western Carolina
3-29	A	W	8-1	* Virginia
3-30	A	L	2-3	* Virginia
3-31	A	W	9-3	* Virginia
4-2	H	W	5-4	Georgia
4-3	A	W	4-2	South Carolina
4-5	H	W	9-1	* Wake Forest
4-6	H	W	6-0	* Wake Forest
4-7	H	L	7-8	* Wake Forest
4-9	H	W	10-4	Western Carolina
4-10	H	W	11-0	South Carolina
4-12	A	W	11-1	* North Carolina
4-13	A	W	7-5	* North Carolina
4-14	A	W	7-2	* North Carolina
4-16	A	L	2-6	Georgia
4-17	H	W	8-0	South Carolina
4-21	H	L ⁽¹⁰⁾	6-8	Georgia Southern ⁽¹⁾
4-21	H	L ⁽¹⁸⁾	7-9	Georgia Southern ⁽²⁾
4-23	A	W	7-5	South Carolina
4-24	H	W	12-5	Charleston Southern
4-25	H	L	6-18	* NC State
4-26	H	W	14-0	* NC State
4-27	H	L ⁽¹⁰⁾	1-4	* NC State

5-4	H	W	3-0	* Florida State
5-5	H	W	2-1	* Florida State
5-6	H	W	2-0	* Florida State
5-8	H	W	13-4	Furman
5-10	A	W ⁽¹⁰⁾	9-8	* Georgia Tech
5-11	A	L	0-4	* Georgia Tech
5-12	A	W	9-2	* Georgia Tech
5-16	N1	W	6-1	+ Duke
5-16	N1	W	6-1	+ Georgia Tech
5-17	N2	L	2-4	+ Virginia
5-18	N2	L	1-2	+ Florida State
5-23	H	W	9-1	\$ Charleston Southern
5-24	H	W	5-1	\$ Old Dominion
5-25	H	W	6-3	\$ West Virginia
5-26	H	W	12-5	\$ Tennessee
5-31	N3	L	3-7	! Miami (Fla.)
6-2	N3	W ⁽¹⁰⁾	8-5	! Oklahoma State
6-4	N3	W	14-13	! Alabama
6-5	N3	L	5-14	! Miami (Fla.)

* - ACC game; + - ACC Tournament; \$ - NCAA East Regional; ! - College World Series; N1 - Chapel Hill, N.C.; N2 - Durham, N.C.; N3 - Omaha, Neb.

1997 (41-23 OVERALL; 13-10 ACC, 4th)

Ranked No. 24 by USA Today
Head Coach - Jack Leggett (4th Season)

Date	Site	W-L	Score	Opponent
2-15	H	W	6-2	Morehead State ⁽¹⁾
2-15	H	W	9-1	Morehead State ⁽²⁾
2-16	H	W	1-0	Morehead State
2-18	H	W	7-2	Charleston Southern
2-22	H	W	7-6	Kentucky ⁽¹⁾
2-22	H	W	4-3	Kentucky ⁽²⁾
2-23	H	W	10-3	Kentucky
2-27	N1	W	8-7	% CSUN
2-28	N1	W	12-7	% Northwestern
2-28	A	L	3-4	% UNLV
3-1	N1	W	10-2	% Northwestern
3-2	N1	L	5-18	% CSUN
3-4	H	W	12-5	James Madison
3-5	H	W	11-3	James Madison
3-7	H	W	17-2	Coastal Carolina
3-8	H	W	22-11	Coastal Carolina
3-9	H	W	13-3	Coastal Carolina
3-12	H	W	17-4	App State
3-14	H	W	3-2	* Virginia
3-15	H	W	6-1	* Virginia
3-16	H	W	7-3	* Virginia
3-19	A	L	3-7	Tennessee
3-21	A	L	1-13	* Maryland
3-22	A	W	17-10	* Maryland
3-23	A	L ⁽¹⁰⁾	6-7	* Maryland
3-25	A	L	4-9	Western Carolina
3-26	H	W	14-9	Western Carolina
3-28	A	L	2-11	* Wake Forest
3-29	A	W	10-9	* Wake Forest
3-30	A	W	18-7	* Wake Forest
4-1	A	L	2-3	Georgia
4-2	H	L	3-11	South Carolina
4-4	A	W	10-7	* Florida State
4-5	A	L	5-20	* Florida State
4-6	A	L ⁽¹²⁾	10-11	* Florida State
4-8	H	W	10-7	Furman
4-9	A	W	15-1	South Carolina
4-11	H	W	11-1	* Duke
4-12	H	L ⁽¹⁰⁾	3-4	* Duke
4-13	H	W	14-2	* Duke
4-15	H	W	13-5	Tennessee
4-16	H	W	12-9	South Carolina
4-18	A	L	9-16	* NC State
4-19	A	L	4-17	* NC State
4-20	A	L	7-9	* NC State
4-23	A	L	16-38	South Carolina
4-25	H	W	7-4	* Georgia Tech
4-26	H	L	4-19	* Georgia Tech
5-2	A	W	11-4	Davidson
5-4	H	W	17-2	* North Carolina
5-5	H	W	11-10	* North Carolina
5-6	H	W	5-4	* North Carolina
5-7	H	W	9-8	Charleston Southern
5-9	H	L	11-12	California
5-10	H	L	15-3	California
5-11	H	L	10-12	California
5-14	N2	W	8-6	+ Wake Forest
5-15	N2	W	7-4	+ Georgia Tech
5-16	N2	L	4-8	+ Florida State
5-17	N2	W ⁽¹⁰⁾	11-6	+ NC State
5-17	N2	L	0-10	+ Florida State

5-22	N3	W	13-9	\$ Nevada
5-23	N3	L	6-10	\$ Rice
5-24	N3	L	7-12	\$ Texas State

* - ACC game; % - UNLV Desert Classic; + - ACC Tournament; \$ - NCAA Central Regional; N1 - Las Vegas, Nev.; N2 - St. Petersburg, Fla.; N3 - Lubbock, Texas

1998 (43-16 OVERALL; 14-9 ACC, T-2nd)

Ranked No. 19 by USA Today
Head Coach - Jack Leggett (5th Season)

Date	Site	W-L	Score	Opponent
2-6	N1	W	4-2	% South Florida
2-7	N1	W	7-6	% UCF
2-8	N1	W	9-4	% Auburn
2-13	H	L	1-6	East Carolina
2-14	H	W	16-4	East Carolina
2-15	H	W	8-2	East Carolina
2-20	H	W	5-4	Old Dominion
2-21	H	W	11-10	Old Dominion
2-22	H	W	12-7	Old Dominion
2-26	H	W	11-7	Charlotte
2-27	H	W	13-0	UNCW
2-28	H	W	19-6	UNCW
3-1	H	W	6-3	UNCW
3-3	H	W	6-5	Florida Atlantic
3-4	H	L	5-6	Florida Atlantic
3-6	H	W	22-4	Stetson
3-8	H	W	10-5	Stetson ⁽¹⁾
3-8	H	W ⁽⁸⁾	9-4	Stetson ⁽²⁾
3-10	H	W	17-3	Coastal Carolina
3-13	H	W	12-2	Maine
3-14	H	W	18-2	Maine ⁽¹⁾
3-14	H	W	19-11	Maine ⁽²⁾
3-17	H	W	5-1	Western Carolina
3-19	A	L	7-10	Western Carolina
3-20	H	W	5-3	* Maryland
3-21	H	W	19-6	* Maryland
3-22	H	W	15-6	* Maryland
3-25	H	W	5-0	The Citadel
3-27	H	W	10-2	* Wake Forest
3-28	H	W	6-5	* Wake Forest
3-29	H	L	2-8	* Wake Forest
3-31	H	W ⁽¹⁰⁾	5-4	Georgia
4-1	A	W	6-4	South Carolina
4-3	A	W	9-7	* Virginia
4-4	A	L	6-7	* Virginia
4-5	A	W	15-6	* Virginia
4-7	H	W	18-0	Furman
4-8	H	W	13-3	Charleston Southern
4-11	A	W	8-2	* Duke ⁽¹⁾
4-11	A	L	6-7	* Duke ⁽²⁾
4-12	A	L	2-6	* Duke
4-15	H	W	14-6	UNC Asheville
4-17	H	W ⁽¹²⁾	11-10	* NC State
4-18	H	W	17-6	* NC State
4-22	A	W	9-2	Georgia
4-24	H	W	2-1	* Florida State
4-25	H	W	5-4	* Florida State
4-26	H	L	2-7	* Florida State
5-3	A	L	6-7	* Georgia Tech
5-4	A	L	7-9	* Georgia Tech
5-5	A	L	5-14	* Georgia Tech
5-9	A	L	9-12	* North Carolina ⁽¹⁾
5-9	A	W	8-1	* North Carolina ⁽²⁾
5-10	A	W	7-6	* North Carolina
5-13	N2	L	1-4	+ North Carolina
5-14	N2	L	6-10	+ Georgia Tech
5-21	H	W	12-3	\$ The Citadel
5-22	H	L ⁽¹⁶⁾	1-2	\$ South Alabama
5-23	H	L	5-8	\$ Southern California

* - ACC game; % - Olive Garden Classic; + - ACC Tournament; \$ - NCAA East Regional; N1 - Kissimmee, Fla.; N2 - Durham, N.C.

1999 (42-27 OVERALL; 13-10 ACC, 3rd)

Ranked No. 13 by Collegiate Baseball
Head Coach - Jack Leggett (6th Season)

Date	Site	W-L	Score	Opponent
2-12	H	W	10-7	Kansas State
2-13	H	W	10-4	Kansas State
2-14	H	W	11-3	Kansas State
2-25	N1	W	13-12	% Washington
2-26	N1	L	3-4	% Creighton
2-26	A	L ⁽¹⁰⁾	11-12	% UNLV
2-27	N1	L	5-7	% Nevada
2-28	N1	W	13-10	% Creighton
3-3	H	L	15-18	The Citadel
3-5	H	L	9-10	Liberty

3-6	H	L	8-11	Liberty ⁽¹⁾
3-6	H	W	11-6	Liberty ⁽²⁾
3-10	H	W	14-6	Coastal Carolina
3-12	H	W	14-4	George Mason
3-13	H	W	13-2	George Mason ⁽¹⁾
3-13	H	W	21-0	George Mason ⁽²⁾
3-16	A	L	4-5	East Carolina
3-17	A	L	2-14	East Carolina
3-19	A	W	8-6	* Maryland
3-20	A	W	9-2	* Maryland
3-23	H	W	17-5	Georgia
3-24	H	W	12-4	Wofford
3-26	A	L	1-5	* Wake Forest
3-27	A	L	6-11	* Wake Forest
3-28	A	L	2-10	* Wake Forest
3-30	A	W	7-6	Georgia
4-1	H	W	18-1	East Tennessee State
4-2	N2	L	3-5	Miami (Fla.)
4-3	N2	W	7-5	Miami (Fla.)
4-4	N2	L	11-14	Miami (Fla.)
4-6	A	L ⁽¹⁰⁾	8-9	Western Carolina
4-7	H	W	16-11	Western Carolina
4-9	A	L	0-8	* Florida State
4-10	A	W	8-4	* Florida State
4-11	A	L	3-5	* Florida State
4-13	H	W	12-9	Furman
4-14	A	W	8-7	South Carolina
4-16	H	W	18-1	* Duke
4-17	H	L ⁽¹⁰⁾	3-5	* Duke
4-18	H	W	7-5	* Duke
4-21	H	W	5-4	South Carolina
4-23	H	W	24-4	* Georgia Tech
4-24	H	W	13-8	* Georgia Tech
4-25	H	W	6-5	* Georgia Tech
5-1	H	L	3-9	* Virginia ⁽¹⁾
5-1	H	W ⁽¹¹⁾	5-4	* Virginia ⁽²⁾
5-2	H	W	12-5	* Virginia
5-4	H	W ⁽¹⁰⁾	11-10	Western Carolina
5-7	H	W	14-2	Winthrop
5-8	H	L	2-4	Coastal Carolina
5-9	H	W	20-7	* North Carolina
5-10	H	W	5-4	* North Carolina
5-11	H	L		

ALL-TIME RESULTS

3-17	H	W	8-6	* Maryland
3-18	H	W	9-3	* Maryland ⁽¹⁾
3-18	H	W	11-2	* Maryland ⁽²⁾
3-22	H	W	14-2	Charlotte
3-24	H	W	9-3	The Citadel
3-25	H	W	7-5	The Citadel
3-26	H	W	6-3	The Citadel
3-29	A	L	6-10	Georgia
3-31	A	L	0-6	* North Carolina
4-1	A	W	10-2	* North Carolina
4-2	A	L	2-5	* North Carolina
4-4	H	W	11-7	Western Carolina
4-5	H	W	3-2	Furman
4-7	H	L	1-5	* NC State
4-8	H	W	9-0	* NC State
4-9	H	W	8-4	* NC State
4-11	H	W	9-7	Georgia
4-12	H	L	3-6	South Carolina
4-15	H	W ⁽¹⁵⁾	6-5	* Wake Forest ⁽¹⁾
4-15	H	L	5-4	* Wake Forest ⁽²⁾
4-16	H	L	4-6	* Wake Forest
4-18	H	W	17-5	Elon
4-19	A	L ⁽¹²⁾	8-9	South Carolina
4-21	A	W	8-5	* Duke
4-22	A	W	8-5	* Duke
4-23	A	W	12-8	* Duke
4-26	N2	W	13-4	Western Carolina
4-28	A	L	4-7	* Georgia Tech
4-29	A	L	7-9	* Georgia Tech
4-30	A	W	13-12	* Georgia Tech
5-6	H	W	8-7	* Florida State
5-7	H	W	5-4	* Florida State
5-8	H	W	7-4	* Florida State
5-11	A	L	4-6	Liberty
5-13	A	W	9-7	* Virginia ⁽¹⁾
5-13	A	L	0-11	* Virginia ⁽²⁾
5-14	A	W	20-9	* Virginia
5-17	N3	W	9-5	+ Virginia
5-18	N3	W	8-4	+ Florida State
5-19	N3	L	8-9	+ Georgia Tech
5-20	N3	W	12-5	+ Virginia
5-20	N3	L	4-8	+ Georgia Tech
5-26	H	W	4-0	\$ Middle Tennessee
5-27	H	W	9-3	\$ Illinois
5-28	H	W	21-3	\$ Middle Tennessee
6-2	H	W	11-4	† Mississippi State
6-3	H	W	9-4	† Mississippi State
6-9	N4	W	10-6	! San Jose State
6-11	N4	L	4-10	! Stanford
6-14	N4	L	4-5	! Louisiana

* - ACC game; % - ACC Disney Blast; + - ACC Tournament; \$ - NCAA Regional; † - NCAA Super Regional; ! - College World Series; N1 - Lake Buena Vista, Fla.; N2 - Asheville, N.C.; N3 - Fort Mill, S.C.; N4 - Omaha, Neb.

2001 (41-22 OVERALL; 17-7 ACC, 2nd)
Ranked No. 13 by Collegiate Baseball
Head Coach - Jack Leggett (8th Season)

Date	Site	W-L	Score	Opponent
2-16	H	L	5-10	Richmond
2-17	H	W	14-4	Richmond
2-18	H	W	7-3	Richmond
2-22	A	W	10-6	% UNLV
2-23	N1	W	9-5	% Oregon State
2-23	A	L	6-14	% UNLV
2-24	N1	L	9-10	% Oregon State
2-25	N1	W ⁽⁷⁾	13-2	% Oregon State
2-28	H	W	7-4	Furman
3-3	H	L	8-21	South Carolina
3-4	A	W	7-4	South Carolina
3-7	H	W	5-3	College of Charleston
3-10	H	W	5-2	Ohio
3-11	H	W	17-4	Ohio
3-13	H	L ⁽¹⁰⁾	9-12	Georgia Southern
3-14	H	W	9-3	Georgia Southern
3-16	A	W	8-6	* Maryland
3-17	A	W	9-6	* Maryland
3-18	A	W	7-0	* Maryland
3-20	A	W	11-1	Old Dominion
3-21	A	L	8-10	Old Dominion
3-23	A	W ⁽¹²⁾	4-1	* Wake Forest
3-24	A	L	3-12	* Wake Forest
3-25	A	W	9-1	* Wake Forest
3-27	H	W	6-0	Wofford
3-28	A	L	4-8	Georgia
3-30	H	W	24-3	New York Tech
3-31	H	W	13-0	New York Tech ⁽¹⁾
3-31	H	W	14-0	New York Tech ⁽²⁾

4-4	H	L	4-8	Winthrop
4-6	A	L	4-7	* Florida State
4-7	A	L	6-7	* Florida State
4-8	A	L	1-6	* Florida State
4-10	H	L	5-10	Coastal Carolina
4-11	H	W ⁽¹¹⁾	8-7	Coastal Carolina
4-13	H	W	10-2	* Duke
4-14	H	W	10-1	* Duke
4-15	H	W	6-4	* Duke
4-17	H	W	10-4	Georgia
4-18	A	L	3-9	South Carolina
4-20	H	W	3-0	* Georgia Tech
4-21	H	W	5-1	* Georgia Tech
4-22	H	L	3-5	* Georgia Tech
4-24	H	W	8-2	Western Carolina
4-25	H	L	1-2	South Carolina
4-27	H	W	6-3	* North Carolina
4-28	H	W ⁽¹⁰⁾	10-9	* North Carolina
4-29	H	L	0-4	* North Carolina
5-5	A	W	7-6	* NC State ⁽¹⁾
5-5	A	L	3-4	* NC State ⁽²⁾
5-6	A	W	10-2	* NC State
5-9	A	W ⁽¹¹⁾	9-6	Furman
5-12	H	W	8-1	* Virginia ⁽¹⁾
5-12	H	W	17-1	* Virginia ⁽²⁾
5-13	H	W	5-4	* Virginia
5-16	N2	L	3-7	+ Virginia
5-17	N2	W	7-6	+ North Carolina
5-18	N2	L	4-5	+ Florida State
5-25	H	W	4-1	\$ William & Mary
5-26	H	W	24-4	\$ Seton Hall
5-27	H	W	8-2	\$ Seton Hall
6-1	A	L	8-10	† Miami (Fla.)
6-2	A	L	6-14	† Miami (Fla.)

* - ACC game; % - UNLV/Coors Desert Classic; + - ACC Tournament; \$ - NCAA Regional; † - NCAA Super Regional; N1 - Las Vegas, Nev.; N2 - Fort Mill, S.C.

2002 (54-17 OVERALL; 16-8 ACC, 4th)
College World Series Participant
Ranked No. 3 by Baseball America
Ranked No. 3 by Collegiate Baseball
Ranked No. 3 by USA Today
Head Coach - Jack Leggett (9th Season)

Date	Site	W-L	Score	Opponent
2-22	H	W	7-4	Auburn
2-23	H	W	8-5	Auburn
2-24	H	W	6-5	Auburn
3-1	A	W	14-6	College of Charleston
3-2	A	W	9-7	South Carolina
3-3	H	W ⁽¹⁰⁾	11-10	South Carolina
3-6	H	W	12-1	College of Charleston
3-8	H	W	5-3	Purdue
3-9	H	W	9-6	Purdue
3-10	H	W	4-2	Purdue
3-12	H	W	20-8	Georgia Southern
3-13	H	W	9-2	Georgia Southern
3-15	H	W	13-1	South Alabama
3-16	H	L	4-6	South Alabama
3-17	H	W	11-3	South Alabama
3-19	H	W	23-5	UNC Asheville
3-21	H	W	8-0	Maine
3-22	H	W	13-0	Maine
3-23	H	W	8-3	Maine
3-26	H	W	19-1	Coastal Carolina
3-27	H	W	6-2	Coastal Carolina
3-29	H	W	13-6	* Maryland
3-30	H	W	16-7	* Maryland
3-31	H	W	7-2	* Maryland
4-2	H	W	7-1	East Tennessee State
4-3	H	W	6-4	Winthrop
4-5	H	W	6-4	* NC State
4-6	H	L	0-3	* NC State
4-7	H	W	10-2	* NC State
4-9	A	L	4-5	Georgia
4-10	H	W	6-5	Georgia
4-12	A	W ⁽¹⁰⁾	11-7	* North Carolina
4-13	A	W	4-2	* North Carolina
4-14	A	L	5-12	* North Carolina
4-16	H	W	13-9	Western Carolina
4-17	H	L	6-8	South Carolina
4-19	A	W	5-3	* Duke
4-20	A	W	4-1	* Duke
4-21	A	W	2-1	* Duke
4-23	H	W	18-7	Furman
4-24	A	W	4-1	South Carolina
4-26	H	L	2-4	* Wake Forest
4-27	H	W	5-3	* Wake Forest

4-28	H	W	4-0	* Wake Forest
5-4	A	W	12-9	* Georgia Tech
5-5	A	L	6-15	* Georgia Tech
5-6	A	L	0-11	* Georgia Tech
5-8	H	W	9-2	Wofford
5-9	H	L	6-8	Elon
5-11	A	W	15-4	* Virginia
5-12	A	W	15-2	* Virginia
5-13	A	W	5-3	* Virginia
5-15	A	W	12-4	Western Carolina
5-17	H	L	3-9	* Florida State
5-18	H	L	3-12	* Florida State
5-19	H	L	3-9	* Florida State
5-22	N1	W	10-0	+ Georgia Tech
5-23	N1	L	4-9	+ Florida State
5-24	N1	W	5-3	+ NC State
5-25	N1	W	8-6	+ Wake Forest
5-25	N1	L	1-4	+ Florida State
5-31	H	W	15-1	\$ Georgia Southern
6-1	H	W	4-2	\$ East Carolina
6-2	H	W	21-1	\$ East Carolina
6-7	H	L	6-9	† Arkansas
6-8	H	W	8-7	† Arkansas
6-9	H	W	7-4	† Arkansas
6-14	N2	W	11-10	! Nebraska
6-16	N2	W	9-7	! Georgia Tech
6-19	N2	L	4-12	! South Carolina
6-21	N2	L	2-10	! South Carolina

* - ACC game; + - ACC Tournament; \$ - NCAA Regional; † - NCAA Super Regional; ! - College World Series; N1 - St. Petersburg, Fla.; N2 - Omaha, Neb.

2003 (39-22 OVERALL; 15-9 ACC, T-3rd)
Head Coach - Jack Leggett (10th Season)

Date	Site	W-L	Score	Opponent
2-22	A	L	1-8	Auburn ⁽¹⁾
2-22	A	W	11-8	Auburn ⁽²⁾
2-23	A	L	3-7	Auburn
2-26	H	W ⁽⁸⁾	5-0	Charleston Southern
3-1	H	W	8-0	South Carolina
3-2	A	L	4-6	South Carolina
3-4	H	W	5-4	Winthrop
3-5	H	W	6-2	College of Charleston
3-6	H	W	6-2	^ Chukyo
3-7	H	W	2-0	Old Dominion
3-8	H	W	5-1	Old Dominion
3-9	H	W	18-2	Old Dominion
3-11	H	W	7-5	Tennessee Tech
3-12	H	W	8-0	Tennessee Tech
3-16	N1	W	11-1	Georgia Southern
3-17	N1	W	8-0	Georgia Southern
3-18	A	W	7-6	College of Charleston
3-20	H	W	8-6	Maine
3-21	H	W	7-6	Maine
3-22	H	W	11-7	Maine
3-24	H	W	21-7	Wofford
3-25	A	L	5-9	Western Carolina
3-26	H	W	7-3	Georgia
3-28	A2	L ⁽¹¹⁾	2-3	* NC State
3-29	A2	L	2-12	* NC State ⁽¹⁾
3-29	A2	W	12-10	* NC State ⁽²⁾
4-1	H	W	5-3	Western Carolina
4-2	A	W	4-2	South Carolina
4-4	H	W	9-4	* Virginia
4-5	H	L	1-4	* Virginia
4-6	H	W	9-2	* Virginia
4-9	H	W	4-2	South Carolina
4-11	A	W	8-4	* Florida State
4-12	A	L	2-7	* Florida State
4-13	A	L	1-8	* Florida State
4-15	H	L	1-5	Coastal Carolina
4-16	H	W	7-3	Coastal Carolina
4-19	A	L	6-9	* Maryland ⁽¹⁾
4-19	A	L	4-8	* Maryland ⁽²⁾
4-20	A	W	20-5	* Maryland
4-22	A	L	3-9	Georgia
4-23	H	W ⁽¹²⁾	6-3	East Tennessee State
4-25	H	W ⁽¹⁰⁾	9-7	* Georgia Tech
4-26	H	W	10-5	* Georgia Tech
4-27	H	W	11-3	* Georgia Tech
5-4	H	W	7-6	* Duke
5-5	H	L	6-7	* Duke
5-6	H	W	13-2	* Duke
5-7	H	L	2-11	Elon
5-8	A	L	8-10	Furman
5-10	H	L	4-9	* North Carolina
5-11	H	W ⁽¹⁰⁾	5-4	* North Carolina
5-12	H	W	5-2	* North Carolina

5-13	H	L	9-12	Furman
5-15	A	W	6-2	* Wake Forest
5-16	A	W	14-3	* Wake Forest
5-17	A	W	4-3	* Wake Forest
5-22	N3	L	2-10	+ North Carolina
5-23	N3	L	4-7	+ Duke
5-30	N4	L	8-10	+ Ohio State
5-31	N4	W ⁽¹⁰⁾	7-6	\$ Princeton
5-31	A	L	0-15	\$ Auburn

* - ACC game; ^ - exhibition game (not counted in record); + - ACC Tournament; \$ - NCAA Regional; N1 - Charleston, S.C.; A2 - Kinston, N.C.; N3 - Salem, Va.; N4 - Auburn, Ala.

2004 (39-26 OVERALL; 14-10 ACC, T-4th)
Head Coach - Jack Leggett (11th Season)

Date	Site	W-L	Score	Opponent
2-24	H	L	4-5	Charlotte
2-28	N1	W	4-0	% Georgia Southern
2-28	A	L ⁽¹¹⁾	2-3	% East Carolina
2-29	N1	W	9-0	% Georgia Southern
2-29	A	L	4-6	% East Carolina
3-3	H	W	8-5	Gardner-Webb
3-5	A	W	15-4	College of Charleston
3-6	A	L	2-5	South Carolina
3-7	H	L ⁽¹⁰⁾	7-8	South Carolina
3-10	A	W	6-0	Wofford
3-12	H	W	14-9	Auburn
3-13	H	L	4-5	Auburn
3-14	H	L	6-9	Auburn
3-16	H	W	9-4	Coastal Carolina
3-19	A	W	7-3	Texas Tech
3-20	A	L	10-13	Texas Tech
3-21	A	L	3-5	Texas Tech
3-23	H	W	10-6	Elon
3-24	H	L	1-7	Elon
3-26	H	W	13-6	* Wake Forest
3-27	H	W	7-4	* Wake Forest
3-28	H	W	6-5	* Wake Forest
3-30	A	W	6-2	Georgia
3-31	H	W	19-4	Georgia
4-2	H	W	3-2	* Maryland
4-3	H	W	9-2	* Maryland
4-4	H	W	8-2	* Maryland
4-7	H	W	9-4	South Carolina
4-9	A	L	1-5	* Virginia
4-10	A	L	3-4	* Virginia ⁽¹⁾
4-10	A	L	1-3	* Virginia ⁽²⁾
4-13	H	W	9-5	Winthrop
4-14	A	W	13-5	South Carolina
4-16	A	W	2-1	* North Carolina
4-17	A	L	0-4	* North Carolina</

ALL-TIME RESULTS

2005 (43-23 OVERALL; 21-9 ACC, 2nd)

Ranked No. 13 by Collegiate Baseball
Head Coach - Jack Leggett (12th Season)

Date	Site	W-L	Score	Opponent
2-18	N1	W	7-2	% West Virginia
2-19	A1	L	2-3	% Coastal Carolina
2-20	N1	L	0-10	% East Carolina
2-25	H	W	3-2	UC Irvine
2-26	H	W	5-4	UC Irvine
2-27	H	W	10-2	UC Irvine
3-4	A	L	5-6	Auburn
3-5	A	L	4-8	Auburn
3-6	A	W	14-3	Auburn
3-9	H	L	2-8	Winthrop
3-12	H	L	3-6	South Carolina
3-13	A	L	5-6	South Carolina
3-16	H	W	11-1	Furman
3-18	H	L	1-2	* North Carolina
3-19	H	W	9-1	* North Carolina
3-20	H	W	7-3	* North Carolina
3-22	A	W	1-0	Old Dominion
3-23	A	L	2-3	Old Dominion
3-25	A	W	14-3	* Maryland
3-26	A	W	6-4	* Maryland ⁽¹⁾
3-26	A	W	12-0	* Maryland ⁽²⁾
3-29	H	W	14-5	Coastal Carolina
3-30	H	W	8-1	Coastal Carolina
4-2	A	L	1-3	* Florida State
4-3	A	L	4-5	* Florida State ⁽¹⁾
4-3	A	W	7-3	* Florida State ⁽²⁾
4-5	A	L	10-11	Georgia
4-6	H	L	1-4	Georgia
4-8	H	W	9-3	* Duke
4-9	H	W	11-6	* Duke
4-10	H	W	16-6	* Duke
4-12	A	W	7-4	Western Carolina
4-13	H	W	12-2	South Carolina
4-15	H	W	13-4	* Virginia
4-16	H	W	3-2	* Virginia
4-17	H	L	2-9	* Virginia
4-19	H	W	10-1	Western Carolina
4-20	A	W	7-5	South Carolina
4-22	A	L	3-8	* NC State
4-23	A	W	16-9	* NC State
4-24	A	L	8-9	* NC State
4-26	H	W	9-6	Elon
4-27	H	W	7-1	Wofford
4-29	H	L	14-18	* Georgia Tech
4-30	H	W	6-5	* Georgia Tech
5-1	H	L	4-6	* Georgia Tech
5-8	A	L	7-11	* Virginia Tech
5-9	A	W	7-0	* Virginia Tech
5-10	A	W	6-2	* Virginia Tech
5-13	A	W	4-1	* Wake Forest
5-14	A	W	17-14	* Wake Forest
5-15	A	W	6-5	* Wake Forest
5-17	H	W	8-5	College of Charleston
5-19	H	W	15-5	* Miami (Fla.)
5-20	H	W	9-2	* Miami (Fla.)
5-21	H	W	6-2	* Miami (Fla.)
5-25	N2	L	1-8	+ Virginia
5-26	N2	W	9-1	+ Miami (Fla.)
5-27	N2	W	5-4	+ NC State
5-28	N2	L	4-5	+ Virginia
6-3	H	W	12-2	\$ North Carolina A&T
6-4	H	W	6-0	\$ College of Charleston
6-5	H	W	8-3	\$ Oral Roberts
6-11	A	W	4-2	† Baylor
6-12	A	L	1-7	† Baylor
6-13	A	L	1-6	† Baylor

* - ACC game; % - Baseball at The Beach; + - ACC Tournament; \$ - NCAA Regional; † - NCAA Super Regional; N1, A1 - Myrtle Beach, S.C.; N2 - Jacksonville, Fla.

2006 (53-16 OVERALL; 24-6 ACC, 1st (ATLANTIC))

ACC Champion
College World Series Participant
Ranked No. 5 by Baseball America
Ranked No. 5 by Collegiate Baseball
Ranked No. 5 by USA Today

Head Coach - Jack Leggett (13th Season)

Date	Site	W-L	Score	Opponent
2-17	H	W	8-1	James Madison ⁽¹⁾
2-17	H	W	3-0	James Madison ⁽²⁾
2-19	H	W	6-1	James Madison
2-24	H	W	5-1	Mercer
2-26	H	L	2-3	Mercer ⁽¹⁾
2-26	H	W	9-4	Mercer ⁽²⁾

3-3	A	W	6-0	College of Charleston
3-4	A	L	2-6	South Carolina
3-5	H	W	6-4	South Carolina
3-8	H	W	10-5	William & Mary
3-10	H	W	7-2	Kansas
3-11	H	L	5-6	Kansas
3-12	H	W	4-3	Kansas
3-15	H	W	10-5	Gardner-Webb
3-17	A	L	1-2	* Virginia
3-18	A	L	2-10	* Virginia
3-19	A	L	4-7	* Virginia
3-21	H	W	5-3	Elon
3-22	H	W	7-4	Elon
3-24	H	W	9-5	* NC State
3-25	H	W	4-2	* NC State
3-26	H	W	6-2	* NC State
3-28	A	L	11-12	Georgia
3-29	H	W	10-7	Georgia
3-31	A	W	8-6	* Miami (Fla.)
4-1	A	W	6-2	* Miami (Fla.)
4-2	A	W	14-1	* Miami (Fla.)
4-4	H	L	6-8	Western Carolina
4-5	A	W	3-2	South Carolina
4-7	H	W	3-1	* Maryland
4-8	H	W	3-2	* Maryland
4-9	H	W	15-7	* Maryland
4-11	A	W	8-3	Western Carolina
4-12	H	W	10-5	South Carolina
4-14	A	W	7-6	* Georgia Tech
4-15	A	L	3-12	* Georgia Tech
4-16	A	L	4-22	* Georgia Tech
4-18	H	L	3-6	Winthrop
4-19	H	L	4-5	Furman
4-21	A	W	6-3	* Boston College
4-22	A	L	2-3	* Boston College ⁽¹⁾
4-24	A	W	4-1	* Boston College ⁽²⁾
4-26	H	W	10-1	Wofford
4-28	H	W	11-2	* Virginia Tech
4-29	H	W	11-4	* Virginia Tech
4-30	H	W	7-3	* Virginia Tech
5-8	A	W	7-4	* Duke ⁽¹⁾
5-8	A	W	14-0	* Duke ⁽²⁾
5-9	A	W	8-2	* Duke
5-12	H	W	9-1	* Florida State
5-13	H	W	4-3	* Florida State
5-14	H	W	11-2	* Florida State
5-16	H	W	1-0	College of Charleston
5-18	H	W	26-1	* Wake Forest
5-19	H	W	6-0	* Wake Forest
5-20	H	W	7-3	* Wake Forest
5-24	N1	W	13-1	+ Wake Forest
5-25	N1	W	3-2	+ Georgia Tech
5-27	N1	L	7-8	+ Georgia Tech ⁽¹⁾
5-27	N1	W	16-11	+ Georgia Tech ⁽²⁾
5-28	N1	W	8-4	+ NC State
6-2	H	W	3-0	\$ UNC Asheville
6-3	H	W	13-3	\$ Elon
6-4	H	W	8-6	\$ Mississippi State
6-9	H	W	11-8	† Oral Roberts
6-10	H	W	6-5	† Oral Roberts
6-16	N2	W	8-4	! Georgia Tech
6-18	N2	L	0-2	! North Carolina
6-20	N2	L	6-7	! Cal State Fullerton

2007 (41-23 OVERALL; 18-12 ACC, 2nd (ATLANTIC))

Ranked No. 12 by Collegiate Baseball
Head Coach - Jack Leggett (14th Season)

Date	Site	W-L	Score	Opponent
2-16	H	W	14-0	George Mason
2-17	H	L	1-5	George Mason
2-18	H	W	5-4	George Mason
2-21	H	W	11-3	High Point
2-23	H	W	8-3	Pacific
2-24	H	W	4-3	Pacific ⁽¹⁾
2-24	H	W	5-4	Pacific ⁽²⁾
2-28	H	W	6-4	Winthrop
3-3	H	L	0-12	South Carolina
3-4	A	L	2-3	South Carolina
3-7	H	W	4-0	Coastal Carolina
3-9	H	L	4-6	Memphis
3-10	H	W	8-2	Memphis
3-11	H	W	7-2	Memphis
3-14	H	W	3-0	Georgia Southern
3-16	H	W	6-4	* Duke
3-17	H	W	7-2	* Duke

3-18	H	W	9-6	* Duke
3-20	A	L	3-6	Western Carolina
3-23	A	L	3-4	* Maryland
3-24	A	L	1-4	* Maryland
3-25	A	W	5-0	* Maryland
3-27	H	W	14-2	Gardner-Webb
3-28	H	W	15-6	Western Carolina
3-30	H	L	3-10	* Miami (Fla.)
3-31	H	W	4-1	* Miami (Fla.)
4-1	H	L	6-7	* Miami (Fla.)
4-3	A	W	4-2	Georgia
4-4	H	W	11-10	Georgia
4-6	A	W	6-3	* Virginia Tech
4-7	A	W	8-5	* Virginia Tech
4-8	A	W	5-2	* Virginia Tech
4-13	A	W	6-2	* Wake Forest
4-14	A	L	5-6	* Wake Forest
4-15	A	W	5-4	* Wake Forest
4-18	A	L	2-4	South Carolina
4-20	H	L	3-5	* Virginia
4-21	H	L	0-3	* Virginia
4-22	H	W	2-1	* Virginia
4-24	H	L	12-13	Elon
4-25	H	W	14-5	South Carolina
4-27	H	W	3-2	* Georgia Tech
4-28	H	W	10-3	* Georgia Tech
4-29	H	L	3-6	* Georgia Tech
5-5	H	W	4-3	* Boston College
5-6	H	L	6-8	* Boston College ⁽¹⁾
5-6	H	W	7-6	* Boston College ⁽²⁾
5-8	N1	W	12-3	Wofford
5-9	H	L	3-6	Furman
5-11	A	L	1-11	* Florida State
5-12	A	W	7-6	* Florida State
5-13	A	W	11-6	* Florida State
5-15	H	W	19-7	College of Charleston
5-17	A	L	4-11	* NC State
5-18	A	L	5-6	* NC State
5-19	A	W	6-3	* NC State
5-23	N2	W	5-4	+ Miami (Fla.)
5-25	N2	L	2-3	+ Wake Forest
5-26	N2	W	5-1	+ Florida State
6-1	N3	W	3-2	\$ St. John's
6-3	A3	W	11-8	\$ Coastal Carolina
6-4	A3	W	15-3	\$ Coastal Carolina
6-8	A	L	6-8	† Mississippi State
6-9	A	L	5-8	† Mississippi State

* - ACC game; + - ACC Tournament; \$ - NCAA Regional; † - NCAA Super Regional; N1 - Greenville, S.C. (Fluor Field); N2 - Jacksonville, Fla.; N3, A3 - Myrtle Beach, S.C.

2008 (31-27-1 OVERALL; 11-18-1 ACC, 4th (ATLANTIC))

Head Coach - Jack Leggett (15th Season)

Date	Site	W-L	Score	Opponent
2-23	H	W	12-5	Mercer ⁽¹⁾
2-23	H	W	6-5	Mercer ⁽²⁾
2-24	H	W	10-3	Mercer
2-27	H	W	12-3	High Point
2-29	A	W	7-6	College of Charleston
3-1	A	L	1-10	South Carolina
3-2	H	L	1-5	South Carolina
3-5	H	W	9-7	Wofford
3-8	A	L	11-13	* Wake Forest
3-9	A	L	3-5	* Wake Forest ⁽¹⁾
3-9	A	W	12-11	* Wake Forest ⁽²⁾
3-11	H	W	11-10	UNC Greensboro
3-12	H	W	6-5	UNC Greensboro
3-14	H	L	4-6	* Boston College
3-15	H	L	6-7	* Boston College
3-16	H	W	16-2	* Boston College
3-18	H	W	9-6	Coastal Carolina
3-20	H	W	14-2	Furman
3-21	H	L	4-5	* NC State
3-22	H	W	3-2	* NC State
3-23	H	W	2-0	* NC State
3-25	H	W	5-4	Elon
3-26	H	W	2-1	Elon
3-28	A	W	2-1	* Maryland
3-29	A	L	3-5	* Maryland
3-30	A	W	6-2	* Maryland
4-1	A	L	3-11	Georgia
4-2	H	L	4-6	Georgia
4-4	A	L	4-6	* Miami (Fla.)
4-5	A	L	5-15	* Miami (Fla.)
4-6	A	L	6-7	* Miami (Fla.)
4-9	A	L	1-7	South Carolina
4-11	H	L	2-8	* North Carolina
4-12	H	L	3-4	* North Carolina

4-13	H	L	4-8	* North Carolina
4-15	H	L	2-6	Western Carolina
4-16	H	L	0-6	South Carolina
4-18	A	W	7-4	* Duke
4-19	A	L	1-10	* Duke
4-20	A	T	6-6	* Duke
4-22	A	W	6-0	Western Carolina
4-23	N1	W	12-7	Presbyterian
4-25	H	W	13-5	* Virginia Tech
4-26	H	W	8-7	* Virginia Tech
4-27	H	W	10-2	* Virginia Tech
5-3	H	L	8-9	* Florida State
5-4	H	L	4-13	* Florida State
5-5	H	L	2-4	* Florida State
5-7	A1	W	11-5	Furman
5-9	A	L	1-5	* Georgia Tech
5-10	A	L	1-7	* Georgia Tech
5-11	A	W	16-6	* Georgia Tech
5-13	H	W	12-6	College of Charleston
5-15	A	W	9-1	UCF
5-16	A	W	7-3	UCF
5-17	A	W	8-5	UCF
5-21	N2	L	1-7	+ Miami (Fla.)
5-22	N2	L	0-10	+ NC State
5-24	N2	W	10-4	+ Georgia Tech

* - ACC game; + - ACC Tournament; N1, A1 - Greenville, S.C. (Fluor Field); N2 - Jacksonville, Fla.

2009 (44-22 OVERALL; 19-11 ACC, 2nd (ATLANTIC))

Ranked No. 14 by USA Today
Head Coach - Jack Leggett (16th Season)

Date	Site	W-L	Score	Opponent
2-20	H	W	8-3	Charlotte
2-21	H	W	4-0	Charlotte
2-22	H	W	6-5	Charlotte
2-25	H	W	8-2	Wofford
2-28	H	L	1-3	South Carolina
3-3	H	L	2-4	Furman
3-4	H	W	17-2	UNC Asheville
3-6	A	W	5-4	* North Carolina
3-7	A	L	2-5	* North Carolina
3-8	A	L	8-9	* North Carolina
3-10	H	W	15-2	Michigan State

ALL-TIME RESULTS

5-21	N2	L	5-6	+ Virginia
5-22	N2	L	4-10	+ Duke
5-23	N2	W ⁽¹¹⁾	4-3	+ North Carolina
5-29	H	W	5-4	\$ Tennessee Tech
5-30	H	L	2-3	\$ Oklahoma State
5-31	H	W	10-0	\$ Tennessee Tech
5-31	H	W	15-1	\$ Oklahoma State
6-1	H	W	6-5	\$ Oklahoma State
6-6	A	L	4-7	† Arizona State
6-7	A	L	2-8	† Arizona State

* - ACC game; # - no-hit game; + - ACC Tournament; \$ - NCAA Regional; † - NCAA Super Regional; N1,A1 - Greenville, S.C. (Fluor Field); N2 - Durham, N.C.

2010 (45-25 OVERALL; 18-12 ACC, T-1st (ATLANTIC))

College World Series Participant
Ranked No. 4 by Collegiate Baseball
Ranked No. 4 by USA Today

Head Coach - Jack Leggett (17th Season)				
Date	Site	W-L	Score	Opponent
2-19	H	W	11-0	# Miami (Ohio)
2-20	N1	W	10-2	# Michigan State
2-21	H	W	8-5	# Furman
2-26	H	W	4-3	Wright State
2-27	H	W	8-6	Wright State
2-28	H	W	12-6	Wright State
3-3	H	W ⁽¹⁰⁾	6-5	Dayton
3-5	H	W	4-3	South Carolina
3-6	N1	L	5-7	South Carolina
3-7	A	W	19-6	South Carolina
3-11	H	W	13-2	Gardner-Webb
3-13	H	W	12-7	* NC State ⁽¹⁾
3-13	H	W	12-6	* NC State ⁽²⁾
3-14	H	W	7-6	* NC State
3-16	A	L	10-11	Charlotte
3-17	H	W	22-6	Georgia Southern
3-19	H	W	3-0	* Virginia Tech
3-20	H	W	5-2	* Virginia Tech ⁽¹⁾
3-20	H	W	13-8	* Virginia Tech ⁽²⁾
3-23	H	L	10-15	Elon
3-24	H	L ⁽¹⁰⁾	3-4	Elon
3-26	A	L	3-4	* Virginia
3-27	A	W	8-5	* Virginia ⁽¹⁾
3-27	A	L	1-3	* Virginia ⁽²⁾
3-31	H	L ⁽¹¹⁾	3-4	Coastal Carolina
4-2	H	W	15-2	* Boston College
4-3	H	L	5-11	* Boston College
4-4	H	W	14-9	* Boston College
4-6	A	W	15-5	Georgia
4-7	H	W	14-6	Georgia
4-9	A	L	9-10	* Duke
4-10	A	W ⁽¹¹⁾	11-5	* Duke
4-11	A	L	2-7	* Duke
4-14	H	L	5-7	Western Carolina
4-16	A	L ⁽¹⁰⁾	6-8	* Georgia Tech
4-17	A	L	3-4	* Georgia Tech
4-18	A	L	3-11	* Georgia Tech
4-21	H	W	22-4	USC Upstate
4-23	H	L	3-5	* North Carolina
4-24	H	W	10-6	* North Carolina
4-25	H	L	3-4	* North Carolina
5-1	H	L	2-4	Florida Gulf Coast
5-2	H	W	9-3	Florida Gulf Coast ⁽¹⁾
5-2	H	W	7-6	Florida Gulf Coast ⁽²⁾
5-4	H	W	14-2	Florida Gulf Coast
5-7	A	W	18-6	* Maryland
5-8	A	W	12-8	* Maryland
5-9	A	W	7-5	* Maryland
5-11	A1	W	12-1	Furman
5-14	A	L	5-9	* Wake Forest
5-15	A	W	17-5	* Wake Forest
5-16	A	L	2-11	* Wake Forest
5-18	H	W	8-2	Presbyterian
5-20	H	W	9-8	* Florida State
5-21	H	W	8-4	* Florida State
5-22	H	W	8-3	* Florida State
5-26	N2	L	8-13	+ NC State
5-28	N2	L	8-9	+ Virginia Tech
5-29	N2	W	9-3	+ Georgia Tech
6-4	N3	W	10-1	\$ Southern Mississippi
6-5	A	W	5-2	\$ Auburn
6-6	A	L	10-11	\$ Auburn
6-7	A	W	13-7	\$ Auburn
6-12	H	L	4-5	† Alabama
6-13	H	W	19-5	† Alabama
6-14	H	W	8-6	† Alabama
6-21	N4	W	6-3	! Arizona State
6-22	N4	W	6-4	! Oklahoma

6-25	N4	L	1-5	! South Carolina
6-26	N4	L	3-4	! South Carolina

* - ACC game; # - First Pitch Invitational; + - ACC Tournament; \$ - NCAA Regional; † - NCAA Super Regional; ! - College World Series; N1,A1 - Greenville, S.C. (Fluor Field); N2 - Greensboro, N.C.; N3 - Auburn, Ala.; N4 - Omaha, Neb.

2011 (43-20 OVERALL; 17-13 ACC, 2nd (ATLANTIC))

Ranked No. 16 by USA Today

Head Coach - Jack Leggett (18th Season)				
Date	Site	W-L	Score	Opponent
2-18	H	W	14-3	Eastern Michigan
2-19	H	L	6-7	Eastern Michigan
2-20	H	W	5-1	Eastern Michigan
2-25	H	W	15-4	# Cincinnati
2-26	H	W	19-1	# Charleston Southern
2-27	N1	W	8-0	# Michigan State
3-2	H	W	5-1	Wofford
3-4	A	L	3-6	South Carolina
3-6	H	W	10-5	South Carolina
3-8	N1	L	4-5	South Carolina
3-11	H	L	0-5	* Virginia
3-12	H	L	7-8	* Virginia
3-13	H	L	6-7	* Virginia
3-16	N1	L	3-4	Presbyterian
3-18	H	W	9-6	* Duke
3-19	H	W	16-7	* Duke
3-20	H	W	9-3	* Duke
3-22	H	W	7-2	Elon
3-23	H	W	9-2	Elon
3-25	A	L	0-6	* NC State
3-26	A	L	3-5	* NC State
3-27	A	W	7-3	* NC State
3-29	H	W	11-5	Georgia
4-1	A	L	3-13	* North Carolina
4-2	A	L	5-9	* North Carolina
4-3	A	L	4-5	* North Carolina
4-5	H	W ⁽¹⁰⁾	5-4	Coastal Carolina
4-6	H	W	12-3	Western Carolina
4-8	H	W	12-3	* Maryland
4-9	H	W	7-0	* Maryland
4-10	H	L	6-7	* Maryland
4-12	H	W	7-2	Presbyterian
4-15	A	W	9-2	* Boston College
4-16	A	W	7-5	* Boston College ⁽¹⁾
4-16	A	W	9-2	* Boston College ⁽²⁾
4-20	A	W	5-2	Georgia
4-22	H	W	2-0	* Wake Forest
4-23	H	L	3-9	* Wake Forest
4-24	H	W	10-4	* Wake Forest
4-26	H	W	5-0	Furman
4-27	A	W ⁽⁹⁾	6-4	Western Carolina
4-29	H	W	4-2	* Georgia Tech
4-30	H	L	1-5	* Georgia Tech
5-1	H	W	3-1	* Georgia Tech
5-7	H	W	13-1	Gardner-Webb ⁽¹⁾
5-7	H	W	12-0	Gardner-Webb ⁽²⁾
5-8	A	W	5-1	Gardner-Webb
5-10	A1	W	5-1	Furman
5-11	H	W	8-3	East Tennessee State
5-14	A	W	7-2	* Virginia Tech ⁽¹⁾
5-14	A	W	8-3	* Virginia Tech ⁽²⁾
5-15	A	L	2-3	* Virginia Tech
5-17	H	W	19-0	Davidson
5-19	A	L	6-8	* Florida State
5-20	A	W	7-4	* Florida State
5-21	A	W	8-5	* Florida State
5-25	N2	W	9-0	+ Georgia Tech
5-26	N2	L	3-6	+ Florida State
5-28	N2	W	6-3	+ NC State
6-3	H	W	11-1	\$ Sacred Heart
6-4	H	W	12-7	\$ Coastal Carolina
6-5	H	L	6-7	\$ UConn
6-6	H	L	1-14	\$ UConn

* - ACC game; # - First Pitch Invitational; + - ACC Tournament; \$ - NCAA Regional; N1,A1 - Greenville, S.C. (Fluor Field); N2 - Durham, N.C.

2012 (35-28 OVERALL; 16-14 ACC, 3rd (ATLANTIC))

Head Coach - Jack Leggett (19th Season)				
Date	Site	W-L	Score	Opponent
2-17	H	L	1-2	UAB
2-18	H	W	6-1	UAB ⁽¹⁾
2-18	H	W	7-4	UAB ⁽²⁾
2-24	H	L	5-6	Maine
2-25	H	W	9-5	Maine
2-26	H	W	9-6	Maine
3-2	N1	L ⁽¹¹⁾	2-3	South Carolina

3-3	A	L	6-9	South Carolina
3-4	H	W	6-5	South Carolina
3-7	H	W	16-4	Holy Cross
3-9	H	L	3-4	* North Carolina
3-10	H	L	3-6	* North Carolina
3-11	H	L ⁽¹¹⁾	5-6	* North Carolina
3-14	A	L	4-8	Western Carolina
3-16	H	W	6-4	* Boston College
3-17	H	W	6-3	* Boston College
3-18	H	W	5-1	* Boston College
3-20	H	W	6-2	Elon
3-21	N2	W	4-2	Elon
3-23	A	L	3-6	* Virginia
3-24	A	L	1-5	* Virginia
3-25	A	L	3-5	* Virginia
3-27	A	W	10-5	Georgia
3-28	H	L	4-8	Presbyterian
3-30	H	W	3-1	* Miami (Fla.)
3-31	H	W	3-1	* Miami (Fla.)
4-1	H	L	2-4	* Miami (Fla.)
4-3	H	W	11-0	Winthrop
4-4	H	L	8-13	Western Carolina
4-6	A	W ⁽¹¹⁾	4-1	* Duke
4-7	A	W	11-5	* Duke
4-8	A	W	4-2	* Duke
4-10	A2	W	12-5	Furman
4-11	H	L	7-8	Georgia
4-13	H	W ⁽¹²⁾	7-6	* NC State
4-14	H	L	1-3	* NC State
4-15	H	L	3-6	* NC State
4-17	H	W	3-2	Charleston Southern
4-20	A	W	5-4	* Maryland
4-21	A	W	5-3	* Maryland ⁽¹⁾
4-21	A	W	7-2	* Maryland ⁽²⁾
4-24	H	L	7-10	Coastal Carolina
4-27	A	L ⁽¹³⁾	5-6	* Georgia Tech
4-28	A	W	13-7	* Georgia Tech
4-29	A	W	11-8	* Georgia Tech
5-5	H	W ⁽¹¹⁾	4-3	College of Charleston
5-6	H	W	13-7	College of Charleston
5-7	H	L	2-4	College of Charleston
5-8	H	W ⁽¹⁰⁾	9-8	Tennessee Tech
5-12	H	W	7-2	* Florida State
5-14	H	W	9-7	* Florida State ⁽¹⁾
5-14	H	L	5-9	* Florida State ⁽²⁾
5-15	H	W	9-2	Furman
5-17	A	L	2-5	* Wake Forest
5-18	A	L	1-2	* Wake Forest
5-19	A	L	0-7	* Wake Forest
5-24	N3	L	2-3	+ Virginia
5-25	N3	W	9-7	+ Florida State
5-26	N3	L	1-5	+ Georgia Tech
6-1	N4	W	11-3	\$ Coastal Carolina
6-2	A	L ⁽¹²⁾	4-5	\$ South Carolina
6-3	N4	W	5-3	\$ Coastal Carolina
6-3	A	L	3-4	\$ South Carolina

* - ACC game; + - ACC Tournament; \$ - NCAA Regional; N1 - Charleston, S.C.; N2,A2 - Greenville, S.C. (Fluor Field); N3 - Greensboro, N.C.; N4 - Columbia, S.C.

2013 (40-22 OVERALL; 18-12 ACC, 3rd (ATLANTIC))

Head Coach - Jack Leggett (20th Season)				
Date	Site	W-L	Score	Opponent
2-15	H	W	2-0	William & Mary
2-16	H	L	2-11	William & Mary
2-17	H	W	12-2	William & Mary
2-23	H	W	5-3	Wright State ⁽¹⁾
2-23	H	W	6-0	Wright State ⁽²⁾
2-24	H	W	7-0	Wright State
2-27	H	L ⁽¹¹⁾	2-3	Winthrop
3-1	H	L	0-6	South Carolina
3-2	N1	W	6-3	South Carolina
3-3	A	L	0-8	South Carolina
3-6	H	W	9-2	Wofford
3-8	A	W	10-5	* NC State
3-9	A	W	7-4	* NC State
3-10	A	L	1-4	* NC State
3-13	H	W	3-1	Charleston Southern
3-15	H	L ⁽¹¹⁾	5-6	* Virginia
3-16	H	W	7-6	* Virginia
3-17	H	L	5-8	* Virginia
3-19	H	W	10-5	Morehead State
3-20	H	W	5-2	Morehead State
3-22	H	W	7-0	* Duke
3-23	H	W	8-4	* Duke ⁽¹⁾
3-23	H	L	1-13	* Duke ⁽²⁾
3-26	A	W	9-1	Georgia

3-27	H	L	3-5	Georgia
3-30	A	L	3-10	* North Carolina
3-31	A	L	2-6	* North Carolina
4-1	A	W ⁽¹¹⁾	5-4	* North Carolina
4-3	H	W	4-1	Gardner-Webb
4-5	A	W	7-5	* Boston College
4-6	A	W	9-2	* Boston College
4-7	A	W	1-0	* Boston College
4-9	A	W	12-9	Western Carolina
4-10	H	W	5-4	Presbyterian
4-12	H	W	8-2	* Wake Forest
4-13	H	W	1-0	* Wake Forest
4-14	H	W ⁽¹¹⁾	6-4	* Wake Forest
4-19	A	W	1-0	* Miami (Fla.)
4-20	A	L	1-2	* Miami (Fla.)
4-21	A	L	1-7	* Miami (Fla.)
4-24	H	W	12-1	Western Carolina
4-26	H	W	11-3	* Georgia Tech ⁽¹⁾
4-26	H	W ⁽¹¹⁾	4-3	* Georgia Tech ⁽²⁾
4-27	H	L	9-14	* Georgia Tech
5-4	H	L	2-7	* Maryland
5-6	H	W	3-2	* Maryland ⁽¹⁾
5-6	H	W	9-5	* Maryland ⁽²⁾
5-8	A1	W	14-2	Furman ⁽¹⁾
5-8	A1	W	12-2	Furman ⁽²⁾
5-10	H	W	7-1	Georgia Southern
5-11	H	W	7-0	Georgia Southern
5-12	H	W	11-6	Georgia Southern
5-14	H	W	8-7	USC Upstate
5-16	A	W	8-2	* Florida State
5-17	A	L	1-2	* Florida State
5-18	A	L	1-6	* Florida State
5-22	N2	L	3-6	+ NC State
5-24	N2	L ⁽¹⁴⁾	7-12	+ North Carolina
5-25	N2	L	0-7	+ Miami (Fla.)
5-31	N3	L	3-8	\$ Liberty
6-1	N3	W	10-2	\$ Saint Louis
6-2	N3	L	1-3	\$ Liberty

* - ACC game; + - ACC Tournament; \$

ALL-TIME RESULTS

5-2	H	W	8-0	James Madison
5-3	H	W	9-4	James Madison
5-4	N1	W	6-2	UNLV
5-5	H	W	5-2	UNLV
5-7	H	W	1-0	High Point
5-9	A	L	1-2	* Notre Dame
5-10	A	W	8-0	* Notre Dame
5-11	A	L	3-11	* Notre Dame
5-13	A1	W	7-2	Furman
5-15	H	W	8-4	* Boston College
5-16	H	L	1-3	* Boston College
5-17	H	W ⁽¹³⁾	10-9	* Boston College
5-21	N2	W	5-3	+ Duke
5-22	N2	W	3-2	+ Miami (Fla.)
5-23	N2	L	0-3	+ Georgia Tech
5-30	N3	L	1-18	\$ Oregon
5-31	N3	L	4-6	\$ Xavier

2015 (32-29 OVERALL; 16-13 ACC, 4th (ATLANTIC))

Head Coach - Jack Leggett (22nd Season)				
Date	Site	W-L	Score	Opponent
2-13	H	L	0-2	West Virginia
2-14	H	W	4-2	West Virginia
2-15	H	L	1-6	West Virginia
2-20	N1	W	10-1	Maine
2-21	N1	W ⁽¹⁴⁾	5-4	Maine ⁽¹⁾
2-21	N1	W	10-2	Maine ⁽²⁾
2-25	H	W	11-5	Wofford
2-27	H	W	11-4	South Carolina
2-28	N2	L	1-4	South Carolina
3-2	A	W	7-0	South Carolina
3-3	H	L	4-5	Winthrop
3-6	A	W	6-4	* NC State
3-7	A	L	3-8	* NC State
3-8	A	L	6-14	* NC State
3-11	N2	L	6-8	Michigan State
3-14	H	W	6-1	* Notre Dame ⁽¹⁾
3-14	H	L	6-11	* Notre Dame ⁽²⁾
3-15	H	L	1-5	* Notre Dame
3-17	A	L	5-9	Coastal Carolina
3-20	A	W ⁽¹⁰⁾	4-0	* Virginia Tech
3-21	A	W	15-8	* Virginia Tech
3-22	A	L ⁽¹²⁾	3-4	* Virginia Tech
3-24	A	W	19-2	Western Carolina
3-27	H	L	2-8	* Wake Forest
3-28	H	L	3-7	* Wake Forest
3-29	H	W	6-2	* Wake Forest
3-31	H	W	5-4	Furman
4-1	H	L	4-5	Presbyterian
4-3	H	W	5-2	* North Carolina
4-4	H	W ⁽¹¹⁾	5-4	* North Carolina
4-5	H	L	7-8	* North Carolina
4-7	H	L	2-3	Georgia
4-8	H	L ⁽¹⁰⁾	3-4	Charleston Southern
4-10	A	W	15-6	* Boston College
4-11	A	L	7-8	* Boston College
4-12	A	W	6-3	* Boston College
4-14	H	W	14-2	Western Carolina
4-15	H	W	7-5	Gardner-Webb
4-18	H	W	6-2	* Duke ⁽¹⁾
4-18	H	W	8-1	* Duke ⁽²⁾
4-21	A	L	0-7	Georgia
4-24	A	L	2-4	* Georgia Tech
4-25	A	W	11-3	* Georgia Tech
4-26	A	L ⁽¹⁰⁾	4-5	* Georgia Tech
5-2	H	W	9-1	* Louisville
5-3	H	L	3-5	* Louisville
5-4	H	L	5-9	* Louisville
5-5	A	L	9-17	Wofford
5-6	H	W	6-3	College of Charleston
5-8	H	W	13-5	Georgia Southern
5-9	H	W	5-4	Georgia Southern
5-10	H	L	4-7	Georgia Southern
5-12	A2	W	23-15	Furman
5-14	A	W	4-1	* Florida State
5-15	A	W	7-0	* Florida State
5-16	A	W	9-6	* Florida State
5-20	N3	L	1-3	+ Florida State
5-21	N3	W	7-2	+ Louisville
5-22	N3	L	3-6	+ North Carolina
5-29	N4	L	4-7	\$ Arizona State
5-30	N4	L	8-10	\$ Pepperdine

* - ACC game; + - ACC Tournament; \$ - NCAA Regional; N1,A1 - Greenville, S.C. (Fluor Field); N2 - Greensboro, N.C.; N3 - Nashville, Tenn.

2016 (44-20 OVERALL; 16-14 ACC, 4th (ATLANTIC))

ACC Champion				
Ranked No. 15 by USA Today				
Head Coach - Monte Lee (1st Season)				
Date	Site	W-L	Score	Opponent
2-19	H	L	3-4	Maine
2-20	H	W	9-4	Maine
2-21	H	W	19-2	Maine
2-26	H	W	6-1	James Madison
2-27	H	W	10-1	James Madison
2-28	H	W	11-2	James Madison
3-1	H	W	7-0	Wofford
3-4	A	L	1-8	South Carolina
3-5	N1	W	5-0	South Carolina
3-6	H	W	4-1	South Carolina
3-9	H	W	4-3	Winthrop
3-11	A	L	4-6	* Wake Forest
3-12	A	W	6-5	* Wake Forest
3-13	A	W	13-8	* Wake Forest
3-15	A	W	12-1	The Citadel
3-16	A	W	5-4	The Citadel
3-18	H	W	6-2	* Boston College
3-19	H	W	6-1	* Boston College
3-20	H	W ⁽¹⁰⁾	3-2	* Boston College
3-22	H	W	8-4	Presbyterian
3-25	A	L	8-9	* Miami (Fla.)
3-26	A	L ⁽¹¹⁾	4-5	* Miami (Fla.)
3-27	A	L	5-10	* Miami (Fla.)
3-29	A1	W	9-7	Furman
3-30	A	W	10-8	Western Carolina
4-1	H	W	14-6	* Pittsburgh
4-2	H	L	5-15	* Pittsburgh
4-3	H	W	4-3	* Pittsburgh
4-5	A	W	11-6	Georgia
4-8	A	L	3-5	* Duke
4-9	A	W	3-2	* Duke
4-10	A	L	1-2	* Duke
4-12	H	W ⁽¹⁰⁾	7-6	Western Carolina
4-15	A	L	2-15	* Louisville
4-16	A	L	2-7	* Louisville
4-17	A	L	8-9	* Louisville
4-19	H	W	12-0	Georgia
4-22	H	W ⁽¹⁰⁾	8-7	* Georgia Tech
4-23	H	L	1-16	* Georgia Tech
4-24	H	L	5-7	* Georgia Tech
4-30	H	W	10-3	* Florida State
5-1	H	L	2-11	* Florida State
5-2	H	W	7-3	* Florida State
5-4	H	W ⁽¹¹⁾	7-6	Furman
5-6	H	W	10-5	* NC State
5-7	H	L	9-20	* NC State
5-8	H	W	2-1	* NC State
5-10	H	W	13-4	College of Charleston
5-11	H	L	4-11	College of Charleston
5-13	A	W	12-1	Georgia Southern
5-14	A	L	6-7	Georgia Southern
5-15	A	W	17-4	Georgia Southern
5-17	H	W	3-2	Charleston Southern
5-19	A	W ⁽¹¹⁾	2-1	* Notre Dame
5-20	A	W	11-1	* Notre Dame
5-21	A	W	6-2	* Notre Dame
5-26	N2	W	5-4	+ Virginia
5-27	N2	W	5-3	+ Louisville
5-28	N2	W	5-4	+ Wake Forest
5-29	N2	W	18-13	+ Florida State
6-3	H	W	24-10	\$ Western Carolina
6-4	H	L	2-12	\$ Oklahoma State
6-5	H	W	15-3	\$ Western Carolina
6-5	H	L	2-9	\$ Oklahoma State

* - ACC game; + - ACC Tournament; \$ - NCAA Regional; N1,A1 - Greenville, S.C. (Fluor Field); N2 - Durham, N.C.

2017 (42-21 OVERALL; 17-13 ACC, 3rd (ATLANTIC))

Ranked No. 22 by USA Today				
Head Coach - Monte Lee (2nd Season)				
Date	Site	W-L	Score	Opponent
2-17	H	L	4-6	Wright State
2-18	H	W	6-2	Wright State
2-19	H	L	2-9	Wright State
2-22	H	W	11-5	Western Carolina
2-24	H	W ⁽¹³⁾	1-0	Elon
2-25	H	W	13-5	Elon
2-26	H	W	3-0	Elon
2-28	H	W	9-2	Wofford
3-3	H	L	0-2	South Carolina
3-4	N1	W	8-7	South Carolina
3-5	A	W ⁽¹¹⁾	5-3	South Carolina
3-8	N1	W	9-2	Michigan State

3-10	H	W	4-1	* Notre Dame
3-11	H	W	6-5	* Notre Dame
3-12	H	W	4-0	* Notre Dame
3-14	H	W	10-6	Yale
3-15	H	W	10-8	Yale
3-17	H	L	0-2	* Virginia
3-18	H	W	7-6	* Virginia
3-19	H	W	12-1	* Virginia
3-21	A	W	8-4	College of Charleston
3-24	A2	W	8-2	* Boston College
3-25	A2	W	1-0	* Boston College
3-26	A2	W	2-0	* Boston College
3-28	H	W	8-0	Furman
3-29	H	W ⁽¹¹⁾	6-5	Winthrop
3-31	A	W	11-6	* Georgia Tech
4-1	A	L	1-5	* Georgia Tech
4-2	A	W	13-6	* Georgia Tech
4-4	A	W	4-0	Georgia
4-7	H	W	12-1	* Virginia Tech
4-8	H	W	6-3	* Virginia Tech
4-9	H	W	8-3	* Virginia Tech
4-11	H	W ⁽¹¹⁾	6-5	Charleston Southern
4-15	A	W	12-10	* Florida State
4-16	A	L	3-7	* Florida State
4-17	A	L	6-7	* Florida State
4-19	H	W	9-7	Georgia
4-21	H	W	8-7	* Wake Forest
4-22	H	W	11-0	* Wake Forest ⁽¹⁾
4-22	H	L	3-8	* Wake Forest ⁽²⁾
4-25	H	W	7-2	College of Charleston
4-28	A	L	1-5	* North Carolina
4-29	A	L	4-5	* North Carolina
4-30	A	L ⁽¹⁰⁾	2-3	* North Carolina
5-6	H	W	5-2	Nevada
5-7	H	L	5-7	Nevada
5-8	H	W	9-4	Nevada
5-9	A1	W	10-5	Furman
5-12	H	L	2-4	* Louisville
5-13	H	L	4-6	* Louisville
5-14	H	L	4-6	* Louisville
5-16	H	W	11-8	Coastal Carolina
5-18	A	L	2-3	* NC State
5-19	A	L	10-12	* NC State
5-20	A	W	15-6	* NC State
5-23	N3	L	3-6	+ Duke
5-26	N3	L	2-10	+ Virginia
6-2	H	W	5-4	\$ UNC Greensboro
6-3	H	L	4-9	\$ Vanderbilt
6-4	H	W	6-3	\$ UNC Greensboro
6-4	H	W	6-0	\$ Vanderbilt
6-5	H	L	0-8	\$ Vanderbilt

* - ACC game; + - ACC Tournament; \$ - NCAA Regional; N1,A1 - Greenville, S.C. (Fluor Field); A2 - Kingston, R.I.; N3 - Louisville, Ky.

2018 (47-16 OVERALL; 22-8 ACC, 1st (ATLANTIC))

Ranked No. 12 by Perfect Game				
Head Coach - Monte Lee (3rd Season)				
Date	Site	W-L	Score	Opponent
2-16	H	W ⁽¹⁰⁾	5-4	William & Mary
2-17	H	W	7-6	William & Mary
2-18	H	W	2-1	William & Mary
2-20	H	W	12-4	Furman
2-23	H	W	12-1	DBU
2-24	H	W	9-1	DBU ⁽¹⁾
2-24	H	W	3-2	DBU ⁽²⁾
2-27	H	W ⁽¹⁰⁾	9-8	Winthrop
3-2	A	L	2-3	South Carolina
3-3	N1	W	5-1	South Carolina
3-4	H	W	8-7	South Carolina
3-6	H	W	6-3	Wofford
3-7	N1	W	9-7	Michigan State
3-9	H	W	3-2	* Georgia Tech
3-10	H	W	7-3	* Georgia Tech ⁽¹⁾
3-10	H	W	13-2	* Georgia Tech ⁽²⁾
3-13	H	W	5-0	Charleston Southern
3-16	H	L	0-4	* NC State
3-17	H	L	1-6	* NC State
3-18	H	L	4-5	* NC State
3-20	A	L	5-9	Coastal Carolina
3-23	A	W	3-1	* Louisville
3-25	A	W	4-3	* Louisville ⁽¹⁾
3-25	A	L	1-5	* Louisville ⁽²⁾
3-27	A1	W	10-5	Furman
3-29	H	W	10-2	* Boston College
3-30	H	W	9-4	* Boston College
3-31	H	W	8-3	* Boston College
4-3	H	W	6-1	Coastal Carolina
4-7	A	L	2-5	* Notre Dame

4-8	A	W	6-3	* Notre Dame ⁽¹⁾
4-8	A	W	5-2	* Notre Dame ⁽²⁾
4-10	N2	L	3-6	Georgia
4-13	H	L ⁽¹²⁾	11-12	* Miami (Fla.)
4-14	H	L	1-6	* Miami (Fla.) ⁽¹⁾
4-14	H	W	8-3	* Miami (Fla.) ⁽²⁾
4-17	A	L	1-6	Georgia
4-20	A	W	7-5	* Wake Forest
4-21	A	W	4-3	* Wake Forest
4-22	A	W	9-4	* Wake Forest
4-24	H	W	9-4	Kennesaw State
4-25	H	W	14-4	Presbyterian
4-27	A	W	3-2	* Virginia
4-28	A	W	5-4	* Virginia
4-29	A	W	9-8	* Virginia
5-5	H	L ⁽¹³⁾	2-3	* Florida State
5-6	H	W	12-7	* Florida State
5-7	H	W	5-4	* Florida State
5-9	H	W	10-8	Western Carolina
5-11	H	L	3-6	Austin Peay
5-12	H	W	10-1	Austin Peay
5-13	H	W ⁽¹¹⁾	3-2	Austin Peay
5-15	A	W	7-2	Kennesaw State
5-17	A	W	16-6	* Pittsburgh
5-18	A	W	4-1	* Pittsburgh
5-19	A	W	5-0	* Pittsburgh
5-23	N3	W ⁽⁷⁾	21-4	+ Notre Dame
5-24	N3	W	7-1	+ Miami (Fla.)
5-26	N3	L	4-5	+ Florida State
6-1	H	W ⁽¹⁰⁾	4-3	\$ Morehead State
6-2	H	L	3-4	\$ Vanderbilt
6-3	H	W	9-8	\$ St. John's
6-3	H	L	6-19	\$ Vanderbilt

* - ACC game; + - ACC Tournament; \$ - NCAA Regional; N1,A1 - Greenville, S.C. (Fluor Field); N2 - North Augusta, S.C.; N3 - Durham, N.C.

2019 (35-26 OVERALL; 15-15 ACC, 4th (ATLANTIC))

Head Coach - Monte Lee (4th Season)				
Date	Site	W-L	Score	

ALL-TIME RESULTS

5-10	A	L	1-6	* NC State
5-11	A	W ⁽¹⁰⁾	4-3	* NC State
5-12	A	L	3-8	* NC State
5-14	A	W	14-3	Coastal Carolina
5-16	H	W	4-3	* Wake Forest
5-17	H	W	10-9	* Wake Forest
5-18	H	L	5-14	* Wake Forest
5-21	N5	L ⁽¹¹⁾	5-7	+ Boston College
5-23	N5	W	7-1	+ Louisville
5-31	N6	W	8-4	\$ Illinois
6-1	A	L	1-6	\$ Ole Miss
6-2	N6	L	2-9	\$ Jacksonville State

* - ACC game; + - ACC Tournament; \$ - NCAA Regional; N1, A1 - Greenville, S.C. (Flour Field); N2 - Columbia, S.C.; A3 - Charlotte, N.C. (BB&T Ballpark); A4 - Shelby, N.C.; N5 - Durham, N.C.; N6 - Oxford, Miss.

2020 (14-3 OVERALL; 3-0 ACC)

Ranked No. 19 by Perfect Game

Head Coach - Monte Lee (5th Season)

Date	Site	W-L	Score	Opponent
2-14	H	W	5-3	Liberty
2-15	H	W	1-0	Liberty
2-16	H	W	6-2	Liberty
2-19	H	W	3-2	Furman
2-21	H	W	2-0	Stony Brook
2-22	H	W ⁽¹⁰⁾	1-0	Stony Brook
2-23	H	W	3-1	Stony Brook
2-25	H	L	3-5	East Tennessee State
2-28	A	W	7-1	South Carolina
2-29	N1	L	5-8	South Carolina
3-1	H	W	5-2	South Carolina
3-4	H	L	2-11	College of Charleston
3-6	H	W	4-3	* Boston College
3-7	H	W	12-5	* Boston College
3-8	H	W	7-6	* Boston College
3-10	H	W	12-0	Presbyterian
3-11	H	W ⁽¹¹⁾	3-2	Winthrop

* - ACC game; N1 - Columbia, S.C. (Segra Park); Note: Season suspended March 12 and later canceled due to a coronavirus (COVID-19) pandemic.

2021 (25-27 OVERALL; 16-20 ACC; 5th ATLANTIC)

Head Coach - Monte Lee (6th Season)

Date	Site	W-L	Score	Opponent
2-19	H	W	5-0	Cincinnati
2-20	H	W	5-2	Cincinnati
2-21	H	W ⁽¹⁰⁾	8-7	Cincinnati
2-27	N1	L ⁽¹¹⁾	2-3	South Carolina
2-28	A	L	7-8	South Carolina
3-2	H	W	7-3	East Tennessee State
3-5	H	W	13-7	* Notre Dame
3-6	H	L	1-3	* Notre Dame
3-7	H	L	2-3	* Notre Dame
3-9	H	L	2-12	USC Upstate
3-12	A	L	3-8	* North Carolina
3-13	A	L	4-5	* North Carolina
3-14	A	L	3-5	* North Carolina
3-16	H	W	7-2	Georgia State
3-19	H	W	8-2	* Virginia Tech
3-20	H	L	3-11	* Virginia Tech
3-21	H	W	4-2	* Virginia Tech
3-23	N2	W	6-4	Georgia Southern
3-26	A	W	16-12	* Boston College
3-27	A	W ⁽¹⁰⁾	9-3	* Boston College ⁽¹⁾
3-27	A	W	7-2	* Boston College ⁽²⁾
3-30	H	L	0-2	Georgia
4-2	A	W	10-6	* NC State
4-3	A	W	9-3	* NC State
4-4	A	L	5-9	* NC State
4-9	H	W	6-1	* Virginia
4-10	H	L	4-8	* Virginia
4-11	H	L	5-6	* Virginia
4-13	H	L	6-13	College of Charleston
4-16	A	L	3-12	* Miami (Fla.)
4-17	A	L	2-10	* Miami (Fla.)
4-18	A	L	2-3	* Miami (Fla.)
4-20	A	L	7-8	Georgia
4-23	H	W	5-2	* Wake Forest
4-25	H	W	6-4	* Wake Forest ⁽¹⁾
4-25	H	W	3-2	* Wake Forest ⁽²⁾
4-30	H	W	11-3	* Louisville
5-1	H	W	5-4	* Louisville
5-2	H	W	15-5	* Louisville
5-5	H	W	9-2	USC Upstate
5-7	A	L	1-6	* Georgia Tech
5-8	A	L	5-6	* Georgia Tech

5-9	A	L	8-9	* Georgia Tech
5-11	H	W	7-2	South Carolina
5-14	A	L	3-8	* Florida State
5-15	A	W	9-5	* Florida State
5-16	A	L	6-9	* Florida State
5-20	H	L	1-5	* Duke
5-21	H	L	8-14	* Duke
5-22	H	L	2-4	* Duke
5-25	N3	L	10-15	+ Louisville
5-26	N3	W	11-5	+ Georgia Tech

* - ACC game; + - ACC Tournament; N1 - Greenville, S.C.; N2 - North Augusta, S.C.; N3 - Charlotte, N.C.

2022 (35-23 OVERALL; 13-16 ACC, 6th ATLANTIC)

Head Coach - Monte Lee (7th Season)

Date	Site	W-L	Score	Opponent
2-18	H	W	9-0	Indiana
2-19	H	W	19-4	Indiana
2-20	H	W ⁽¹⁰⁾	5-4	Indiana
2-22	H	W	2-1	College of Charleston
2-25	H	W	6-1	Hartford
2-26	H	W	13-3	Hartford ⁽¹⁾
2-26	H	W	28-3	Hartford ⁽²⁾
3-1	H	W	8-5	USC Upstate
3-4	A	W	3-2	South Carolina
3-5	N1	W	10-2	South Carolina
3-6	H	W	5-2	South Carolina
3-9	N2	W	4-2	Michigan State
3-11	H	W	9-6	Northeastern
3-12	H	W	10-4	Northeastern
3-13	H	L	3-5	Northeastern
3-15	H	L	1-6	Georgia State
3-18	H	L	4-11	* Miami (Fla.)
3-19	H	L	1-4	* Miami (Fla.)
3-20	H	W	20-5	* Miami (Fla.)
3-22	H	L	7-16	Coastal Carolina
3-23	H	W	10-2	Winthrop
3-25	A	L	0-8	* Pittsburgh ⁽¹⁾
3-25	A	L	7-10	* Pittsburgh ⁽²⁾
3-29	A	W	9-3	Winthrop
4-1	H	W	14-3	* NC State
4-2	H	L	2-5	* NC State
4-3	H	L	7-9	* NC State
4-5	H	W	4-3	Georgia
4-8	A	L	1-4	* Notre Dame
4-9	A	L	1-8	* Notre Dame
4-10	A	L	3-9	* Notre Dame
4-12	N2	W	11-2	USC Upstate
4-15	A	W	1-0	* Wake Forest
4-16	A	L ⁽¹⁰⁾	9-12	* Wake Forest
4-17	A	W	10-8	* Wake Forest
4-19	A	W	8-4	Georgia
4-20	H	W	12-2	East Tennessee State
4-22	H	W	6-4	* Florida State
4-23	H	L	3-4	* Florida State
4-24	H	W	8-5	* Florida State
4-26	H	W	12-3	Presbyterian
4-27	H	W	17-4	Wofford
4-29	A	L	2-7	Louisville
4-30	A	L	8-10	* Louisville
5-1	A	L	15-18	* Louisville
5-6	H	W	9-3	* Georgia Tech
5-7	H	W	12-9	* Georgia Tech
5-8	H	W	14-2	* Georgia Tech
5-10	N1	L	5-7	College of Charleston
5-13	A	L	6-11	* Virginia
5-15	A	W	8-2	* Virginia ⁽¹⁾
5-15	A	L	3-6	* Virginia ⁽²⁾
5-17	A	L	2-17	Coastal Carolina
5-19	H	W	15-1	* Boston College
5-20	H	W	6-2	* Boston College
5-21	H	W	5-0	* Boston College
5-24	N3	L	2-9	+ North Carolina
5-26	N3	L	6-18	+ Virginia Tech

* - ACC game; + - ACC Tournament; N1 - Columbia, S.C. (Segra Park); N2 - Greenville, S.C.; N3 - Charlotte, N.C.

2023 (44-19 OVERALL; 20-10 ACC, 2nd ATLANTIC)

ACC Champion

Ranked No. 15 by Baseball America

Head Coach - Erik Bakich (1st Season)

Date	Site	W-L	Score	Opponent
2-17	H	W	11-3	Binghamton
2-18	H	W	3-2	Binghamton
2-19	H	W	19-1	Binghamton
2-21	H	W	9-5	Charlotte
2-24	H	L	2-4	UCF

2-25	H	L	7-10	UCF
2-26	H	L	6-13	UCF
2-28	N1	L	3-6	USC Upstate
3-3	H	W	5-2	South Carolina
3-4	N1	L	9-11	South Carolina
3-5	A	L	1-7	South Carolina
3-7	H	W	4-1	East Tennessee State
3-8	H	W	5-3	Presbyterian
3-10	H	W	9-8	Georgia State
3-11	H	W	10-2	Georgia State ⁽¹⁾
3-11	H	W	10-7	Georgia State ⁽²⁾
3-14	H	W	4-3	College of Charleston
3-18	H	L	2-3	* Duke ⁽¹⁾
3-18	H	W	14-9	* Duke ⁽²⁾
3-19	H	L	8-11	* Duke
3-21	H	W	8-5	Winthrop
3-22	A	W	6-2	Kennesaw State
3-24	A	L ⁽¹¹⁾	3-4	* Georgia Tech
3-25	A	L	3-16	* Georgia Tech
3-26	A	W	14-5	* Georgia Tech
3-28	N2	W	10-3	College of Charleston
3-30	H	L	3-8	* Wake Forest
3-31	H	L	3-4	* Wake Forest
4-1	H	L	5-6	* Wake Forest
4-4	H	W ⁽⁷⁾	16-6	Coastal Carolina
4-6	A	L	1-5	* Florida State
4-7	A	W	8-1	* Florida State
4-8	A	W	6-2	* Florida State
4-11	A	W	8-1	Georgia
4-14	H	L	4-10	* Notre Dame
4-15	H	W	5-1	* Notre Dame
4-16	H	W	6-4	* Notre Dame
4-18	H	L	4-5	Georgia
4-21	A	W	10-2	* NC State
4-22	A	W	9-7	* NC State
4-23	A	W	8-5	* NC State
4-25	H	W ⁽⁷⁾	15-5	Kennesaw State
4-28	A	W	9-7	* Boston College ⁽¹⁾
4-28	A	L	1-3	* Boston College ⁽²⁾
4-29	A	W	6-3	* Boston College
5-5	H	W	6-3	* Louisville
5-6	H	W	4-3	* Louisville
5-7	H	W	7-3	* Louisville
5-10	A	W	13-6	Coastal Carolina
5-12	A	W	15-4	* Virginia Tech
5-13	A	W	9-8	* Virginia Tech
5-14	A	W	9-6	* Virginia Tech
5-16	H	W ⁽⁸⁾	12-2	USC Upstate
5-18	H	W	14-7	* North Carolina
5-19	H	W	5-4	* North Carolina
5-20	H	W	3-1	* North Carolina
5-24	N3	W	14-5	+ Virginia Tech
5-26	N3	W	4-1	+ Boston College
5-27	N3	W	10-4	+ North Carolina
5-28	N3	W	11-5	+ Miami (Fla.)
6-2	H	W	12-5	\$ Lipscomb
6-3	H	L ⁽¹⁴⁾	5-6	\$ Tennessee
6-4	H	L	2-3	\$ Charlotte

* - ACC game; + - ACC Tournament; \$ - NCAA Regional; N1 - Greenville, S.C.; N2 - Columbia, S.C.; N3 - Durham, N.C.

2024 (44-16 OVERALL; 20-10 ACC, 1st ATLANTIC)

Ranked No. 9 by D1Baseball

Ranked No. 9 by NCBWA

Ranked No. 9 by Perfect Game

Ranked No. 9 by USA Today

Head Coach - Erik Bakich (2nd Season)

Date	Site	W-L	Score	Opponent
2-16	H	W	14-3	Xavier
2-17	H	W	8-3	Xavier
2-18	H	W	11-7	Xavier
2-20	H	W	8-2	Presbyterian
2-23	H	L	1-18	Kennesaw State
2-24	H	W	8-6	Kennesaw State
2-25	H	W	7-2	Kennesaw State
2-27	H	W	12-6	USC Upstate
3-2	N1	W ⁽¹²⁾	5-4	South Carolina
3-3	H	W	5-4	South Carolina
3-6	H	W	8-3	Kansas State
3-8	H	W	12-5	UNC Greensboro
3-9	H	W	9-5	UNC Greensboro
3-10	H	W	6-3	UNC Greensboro
3-12	H	W ⁽⁷⁾	13-1	Manhattan
3-13	H	W	5-1	Manhattan
3-15	A	L	2-5	* Duke
3-16	A	W	8-7	* Duke
3-17	A	W ⁽¹⁰⁾	8-6	* Duke
3-19	H	W	13-3	Winthrop

3-20	N2	W ⁽⁸⁾	11-1	Presbyterian
3-23	H	W ⁽⁷⁾	15-5	* Florida State ⁽¹⁾
3-23	H	W	9-8	* Florida State ⁽²⁾
3-24	H	W	14-12	* Florida State
3-28	A	L	2-3	* Miami (Fla.)
3-29	A	W	3-2	* Miami (Fla.)
3-30	A	W	7-0	* Miami (Fla.)
4-2	N2	W ⁽⁷⁾	11-1	USC Upstate
4-5	A	W	7-3	* Notre Dame
4-6	A	W	3-2	* Notre Dame
4-7	A	W ⁽¹¹⁾	13-12	* Notre Dame
4-9	H	L	5-9	USC Upstate
4-12	H	L	8-11	* NC State
4-13	H	L	0-4	* NC State
4-14	H	W	7-0	* NC State
4-16	H	W	8-5	Charlotte
4-19	H	W	6-4	* Pittsburgh
4-20	H	L	4-8	* Pittsburgh ⁽¹⁾
4-20	H	W	9-2	* Pittsburgh ⁽²⁾
4-23	A	L ⁽¹⁵⁾	3-4	Georgia
4-26	A	W	12-11	* Louisville
4-27	A	L	6-7	* Louisville
4-28	A	W ⁽⁷⁾	17-7	* Louisville
5-3	H	W	11-4	* Georgia Tech ⁽¹⁾
5-3	H	L	12-14	* Georgia Tech ⁽²⁾
5-5	H	W	9-3	* Georgia Tech
5-7	A3	W	14-12	Charlotte
5-10	A	L	2-4	* Wake Forest
5-11	A	L	5-8	* Wake Forest
5-12	A	L ⁽⁶⁾	3-13	* Wake Forest
5-16	H	W	12-10	* Boston College
5-17	H	W	11-6</	

LAST TIME IT HAPPENED (INDIVIDUAL)

3 HOME RUNS BY 1 PLAYER

Clemson - It had been three years since a Tiger had hit three home runs in one game, but **Jimmy Obertop** became the third Tiger in 2024 to pull the trick, as he did so against Pittsburgh in the second game of a doubleheader at Doug Kingsmore Stadium on April 20, 2024 in a game the Tigers won 9-2. He went 3-for-5 with three home runs and five RBIs in the game. He hit a two-run homer in the first inning, a two-run homer in the fifth inning and a solo homer in the eighth inning.

Opponent - Georgia State shortstop **Griffin Cheney** hit three home runs and totaled four RBIs against the Tigers at Doug Kingsmore Stadium on March 15, 2022. **Cheney** hit a two-run homer in the first inning. In the third inning, **Cheney** hit a solo home run, then he belted a solo home run in the eighth inning. The Panthers won the contest 6-1.

4 HITS BY 3 PLAYERS

Clemson - **Sam Hall** went 4-for-6 with two doubles, four RBIs and three runs, **Grayson Byrd** went 4-for-5 with a double, five RBIs and two runs and **Bryar Hawkins** went 4-for-5 with a homer, three RBIs and three runs in Clemson's 17-3 win over No. 3 North Carolina at Doug Kingsmore Stadium in the second game of a doubleheader on March 9, 2019. It was the first time since 2003 and second time since 1985 a Tiger trio accomplished the feat.

Opponent - Georgia Tech accomplished this feat for the first time by a Tiger opponent in 13 years on April 18, 2010 in Atlanta. Three Yellow Jackets had at least four hits in the 11-3 win over Clemson. **Jeff Rowland** had four hits, three RBIs and three runs, **Tony Plagman** had four hits, two RBIs and two runs, and **Jacob Esch** had four hits, one RBI and two runs.

5 HITS BY 1 PLAYER

Clemson - **Jacob Hinderleider** went 5-for-5 with a double and run in Clemson's 4-3 win over Coastal Carolina at Doug Kingsmore Stadium on June 1, 2024.

Opponent - **Patrick Frick** of Wake Forest went 5-for-6 with two RBIs against the Tigers at Doug Kingsmore Stadium on May 18, 2019 in the Demon Deacons' 14-5 win.

5 HITS BY 2 PLAYERS

Clemson - **Cam Cannarella** and **Cooper Ingle** became the first Tiger duo to accomplish the feat since 1982, as Cannarella went 5-for-6 with four runs and Ingle went 5-for-6 with a homer, double, four RBIs and two runs in Clemson's 9-8 win over Georgia State at Doug Kingsmore Stadium on March 10, 2023.

Opponent - South Carolina's **Derick Urquhart** totaled five hits and **Ryan Bordenick** added six hits, as the Gamecocks defeated Clemson by a score of 38-16 in Columbia, S.C., on April 23, 1997. It was the first time since 1980 that two opposing players accomplished this feat.

BACK-TO-BACK HOME RUNS

Clemson - **Blake Wright** and **Jimmy Obertop** hit back-to-back solo homers with two outs in the eighth inning against Pittsburgh in the Clemson Regional in the second game of a doubleheader at Doug Kingsmore Stadium on April 20, 2024.

Opponent - **Caden Bodine** and **Derek Bender** of Coastal Carolina hit back-to-back-to-back homers with two outs in the eighth inning in Clemson's 12-5 win in the Clemson Regional at Doug Kingsmore Stadium on June 2, 2024.

CYCLE BY 1 PLAYER

Clemson - **Gary Burnham** performed the feat at UT Arlington on Feb. 18, 1995. **Burnham** had a double in the first inning, a triple in the third, walked in the fifth, struck out in the sixth, hit a three-run homer in the seventh and completed the cycle with a single in the ninth inning. He added four RBIs and scored four runs.

Opponent - **Chris Pittaro** of North Carolina in Chapel Hill on March 21, 1981 had a double in the first, a single in the second, a home run in the third and a triple in the sixth, along with two RBIs. North Carolina defeated the Tigers by a score of 10-7.

GRAND SLAM

Clemson - **Blake Wright** hit a grand slam with two outs in the seventh inning in Clemson's 14-12 win over Florida State at Doug Kingsmore Stadium on March 24, 2024.

Opponent - **Marek Houston** of Wake Forest hit a grand slam at Winston-Salem, N.C. on May 12, 2024. The grand slam came with two outs in the second inning in a game Wake Forest won 13-3 in eight innings.

INSIDE-THE-PARK HOME RUN

Clemson - **Bryce Teodosio** hit a solo inside-the-park home run with two outs in the sixth inning in Clemson's 11-5 win against Georgia Tech in the ACC Tournament at Charlotte, N.C. on May 26, 2021.

Opponent - N/A

NO-HITTER

Clemson - Five Tigers combined to pitch Clemson's first no-hitter in 25 years in the Tigers' 14-0 win over USC Upstate at Doug Kingsmore Stadium on March 18, 2009. **Justin Sarratt**, **Scott Weismann**, **Kyle Deese**, **Tomas Cruz** and **Matt Vaughn** combined to allow just two baserunners and faced only one batter over the minimum.

Opponent - Auburn's **Dana Becton** and **Ken Deriso** combined to no-hit Clemson for the first time in almost 16 years on March 11, 1979 at Auburn. **Becton** pitched the first six innings and struck out seven batters, while **Deriso** hurled the last three innings and struck out four batters. Clemson lost the game by a score of 10-1, as the Tigers scored a run on two errors and a passed ball.



IN A GAME THE TIGERS TRAILED 11-2 AT ONE POINT, BLAKE WRIGHT HIT A GRAND SLAM IN THE SEVENTH INNING TO GIVE CLEMSON THE LEAD FOR GOOD AGAINST FLORIDA STATE ON MARCH 24, 2024.

SHUTOUT BY 1 PITCHER

Clemson - **Tyler Jackson** pitched a shutout when he blanked Vanderbilt at Doug Kingsmore Stadium on June 4, 2017. He allowed two hits and one walk with three strikeouts in the Tigers' 6-0 win.

Opponent - **Andrew Suarez** of Miami (Fla.) went the distance against Clemson at Coral Gables, Fla., on April 21, 2013. He allowed six hits with five strikeouts in a game Miami won 7-0.

TRIPLE PLAY

Clemson - Clemson completed its first triple play in 24 years against George Mason on Feb. 26, 1995 at Doug Kingsmore Stadium. **Mark Watson** gave up a leadoff walk to **Joey Goodwin** in the fourth inning, followed by a single by **Ron Pennell**. **Brendan Pickett** hit a line shot to first baseman **David Miller**, who stepped on first to double off **Pennell** and threw to **Seth Brizek** at second, and the throw beat **Goodwin** for the third out. The Tigers won 9-3.

Opponent - **Dan Griffin**, **Matt Robinson** and **Rick Figueredo** of Florida State combined for a triple play on March 2, 1983 in Tallahassee. After **Bob Paulling** singled and **Craig Roberson** walked to open the second inning, **Jamie Swanner** grounded to **Griffin**, who forced **Paulling** at third. **Griffin** threw to **Robinson**, forcing **Roberson** at second, and **Robinson** relayed to **Figueredo** at first for the putout on **Swanner**. The teams tied 3-3 in 10 innings.

WALKOFF HOME RUNS

Player	Opponent (Date)	Score	RBI
Bill Barnett	Furman (4-22-1953)	13-12	1
Calvin Weeks	East Tennessee State (3-15-1969)	5-4	1
Mike Ward	Virginia Tech (3-21-1969)	5-4	1
Billy Weems	Toledo (3-24-1977)	5-3	2
Bill Foley	Ole Miss (5-20-1977)	8-7	1
Robbie Allen	Wake Forest (3-14-1980)	5-4	1
Jimmy Key	Wake Forest (4-24-1981)	6-5	1
Chuck Baldwin	Alabama (4-2-1985)	5-4	1
Brian Kowitz	Georgia (2-25-1988)	13-12	1
Joe DeBerry	Ohio (3-20-1990)	6-4	2
Billy McMillon	Columbus (3-30-1991)	2-1	1
Chad Phillips	Missouri State (3-20-1993)	5-4	1
Seth Brizek	NC State (4-8-1994)	10-8	2
Doug Livingston	Coastal Carolina (3-2-1996)	8-7	3
Eric DeMoura	North Carolina (5-6-1997)	5-4	3
Jeff Baker	Winthrop (4-3-2002)	6-4	2
Michael Johnson	East Tennessee State (4-23-2003)	6-3	3
Brad McCann	Georgia Tech (4-25-2003)	9-7	3
Tyler Colvin	Oral Roberts (6-9-2006)	11-8	4
Doug Hogan	Georgia Tech (4-27-2007)	3-2	1
Jeff Schaus	Coastal Carolina (4-21-2009)	5-3	4
Richie Shaffer	Tennessee Tech (5-8-2012)	9-8	1
Jon McGibbon	Florida State (5-25-2012)	9-7	3
Steven Duggar	Wake Forest (4-14-2013)	6-4	2
Kevin Bradley	USC Upstate (5-14-2013)	8-7	3
Seth Beer	Boston College (3-20-2016)	3-2	1
Jordan Greene	Florida State (5-7-2018)	5-4	1
Grayson Byrd	Austin Peay (5-13-2018)	3-2	1
Logan Davidson	North Carolina (3-10-2019)	5-4	2
Alex Urban*	Georgia Southern (3-23-2021)	6-4	2
Davis Sharpe	Wake Forest (4-25-2021) ⁽¹⁾	6-4	2
Billy Amick	Georgia State (3-10-2023)	9-8	4
Cam Cannarella	Winthrop (3-21-2023)	8-5	3

* - pinch-hit home run



DOUG KINGSMORE STADIUM



#CUatDKS