

CLEMSON BASEBALL



2024 MEDIA GUIDE

2024 CLEMSON BASEBALL



SCHEDULE

Date	Day	Opponent	Time	3-19	Tue	Winthrop	6 p.m.	4-23	Tue	at Georgia	7 p.m.
2-16	Fri	Xavier	4 p.m.	3-20	Wed	^ Presbyterian	6 p.m.	4-26	Fri	* at Louisville	6 p.m.
2-17	Sat	Xavier	2 p.m.	3-22	Fri	* Florida State	8 p.m.	4-27	Sat	* at Louisville	1 p.m.
2-18	Sun	Xavier	1 p.m.	3-23	Sat	* Florida State	2 p.m.	4-28	Sun	* at Louisville	4 p.m.
2-20	Tue	Presbyterian	4 p.m.	3-24	Sun	* Florida State	1 p.m.	5-3	Fri	* Georgia Tech	6 p.m.
2-23	Fri	Kennesaw State	5 p.m.	3-26	Tue	Coastal Carolina	6 p.m.	5-4	Sat	* Georgia Tech	2 p.m.
2-24	Sat	Kennesaw State	2 p.m.	3-28	Thu	* at Miami (Fla.)	7 p.m.	5-5	Sun	* Georgia Tech	1 p.m.
2-25	Sun	Kennesaw State	2 p.m.	3-29	Fri	* at Miami (Fla.)	7 p.m.	5-7	Tue	% at Charlotte	6 p.m.
2-27	Tue	USC Upstate	4 p.m.	3-30	Sat	* at Miami (Fla.)	1 p.m.	5-10	Fri	* at Wake Forest	6 p.m.
3-1	Fri	at South Carolina	7 p.m.	4-2	Tue	^ USC Upstate	6 p.m.	5-11	Sat	* at Wake Forest	4 p.m.
3-2	Sat	# South Carolina	4 p.m.	4-5	Fri	* at Notre Dame	4:30 p.m.	5-12	Sun	* at Wake Forest	Noon
3-3	Sun	South Carolina	2 p.m.	4-6	Sat	* at Notre Dame	5:30 p.m.	5-14	Tue	at Coastal Carolina	6 p.m.
3-6	Wed	Kansas State	4 p.m.	4-7	Sun	* at Notre Dame	1 p.m.	5-16	Thu	* Boston College	6 p.m.
3-8	Fri	UNC Greensboro	4 p.m.	4-9	Tue	USC Upstate	6 p.m.	5-17	Fri	* Boston College	6 p.m.
3-9	Sat	UNC Greensboro	2 p.m.	4-12	Fri	* NC State	7 p.m.	5-18	Sat	* Boston College	Noon
3-10	Sun	UNC Greensboro	2 p.m.	4-13	Sat	* NC State	8 p.m.	* - ACC regular-season game; ^ - Greenville, S.C.;			
3-12	Tue	Manhattan	4 p.m.	4-14	Sun	* NC State	1 p.m.	# - Segr Park; % - Truist Field; Note: Home games in			
3-13	Wed	Manhattan	4 p.m.	4-16	Tue	Charlotte	5 p.m.	bold ; all times are Eastern; all dates and times are as			
3-15	Fri	* at Duke	4 p.m.	4-19	Fri	* Pittsburgh	6 p.m.	of Feb. 1 and subject to change based on live video			
3-16	Sat	* at Duke	3 p.m.	4-20	Sat	* Pittsburgh	2 p.m.	assignments; live audio for all games is available on			
3-17	Sun	* at Duke	1 p.m.	4-21	Sun	* Pittsburgh	Noon	Clemson Athletic Network.			

TABLE OF CONTENTS

BIOS

Bakich, Erik (Head Coach)	12-14
Belanger, Jimmy (Assistant Coach)	16
Leggett, Jack (Program Development)	21
Mazur, Griffin (Assistant Coach)	17
Owens, Brad (Chief of Staff, Operations)	18
Paulsen, Ben (Director of Player Development)	19
Players, 2024	23-51
Pohl, Phil (Director of Scouting & Player Personnel)	20
Schnabel, Nick (Assistant Head Coach & Recruiting Coordinator)	15
Seniors & Pro Signees, 2023	76-78
Staff, Support	22

CLEMSON BASEBALL INFORMATION

Against All Competition	52,53
Date, Record By	60
Directions to Doug Kingsmore Stadium	2
First-Round Draft Picks	79
Glossary	9-11
Major League Tigers	82-84
Media Information	3
Outlook, 2024	6,7
Parking Map	2
Polls, 2024 Preseason	6
Pro Signees	79
Quick Facts	8
Results, 2024 Opponent All-Time Game-By-Game	54-59
Roster, 2024 Numerical & Alphabetical	4
Roster, 2024 Position	5
Schedule, 2024	1
Seating Chart, Doug Kingsmore Stadium	2
Stadium, Doug Kingsmore	80,81

RECORDS

Academic Honor Roll Members, ACC	120,121
ACC Tournament Results	128
All-ACC Academic Selections	121
All-ACC Selections	119
All-Americans	114-118
Batting & Fielding Stats, Yearly (Team)	88
Career (Individual)	98,99
Coaches, Head & Assistant	132
Cycles	91
Honors & Awards (Individual)	112,113
Individual	87
Innings, Highest Scoring	125
Last Time It Happened (Individual)	150
Leaders, Yearly	93-97
Lettermen	122-124
Lineups, Yearly Starting	106-111
National Players-of-the-Year	118
NCAA Stat Rankings, Top-25	126,127
NCAA Tournament Results	129
No-Hitters	92
Pitching Stats, Yearly (Team)	89
Rankings, Weekly (Clemson Poll Rankings From 1987-23)	130,131
Results, Season Game-By-Game	134-149
Results, Yearly	133
Season (Individual)	90-92
Stats, Individual Career Batting (ACC Era)	100-103
Stats, Individual Career Pitching (ACC Era)	103-105
Streaks, Hitting	90
Streaks, Winning	86
Team	86
Titles, Team	85
Walkoff Home Runs	150

REVIEW, 2023

ACC Standings	75
Batting, Game-By-Game (Individual)	69
Home Runs	68
Notes	62,63
Pitching, Game-By-Game (Individual Career)	70-73
Polls, Final	75
Results, Game-By-Game	65
Stats, ACC Regular-Season	66
Stats, ACC Tournament	67
Stats, Career (2024 Players)	66
Stats, NCAA Tournament	67
Stats, Overall	64
Story	74,75
Superlatives, Team & Individual	68



DIRECTIONS TO DOUG KINGSMORE STADIUM

FROM ATLANTA, GA.

Take I-85 north to exit 14 in South Carolina. Take a left, which crosses over the interstate, onto South Carolina highway 187 until the road runs into highway 76 and 28. Make a left at this traffic light. *Stay on this road until the highway 93 exit, where you exit and take a left at the stoplight. The route runs into the campus. Stay straight until you reach the second stoplight after Riggs (soccer) Field (Riggs Field is on the left). Take a left at the stoplight, take the first right, then take the first left into the McFadden Building parking lot (located at 220 Perimeter Road; Clemson, SC 29634).

FROM COLUMBIA, S.C.

Take I-26 west and exit onto I-385 west until it reaches I-85. Take I-85 south until it reaches exit 19-B. Take exit 19-B and follow the directions from Atlanta starting at the * symbol to arrive at the stadium.

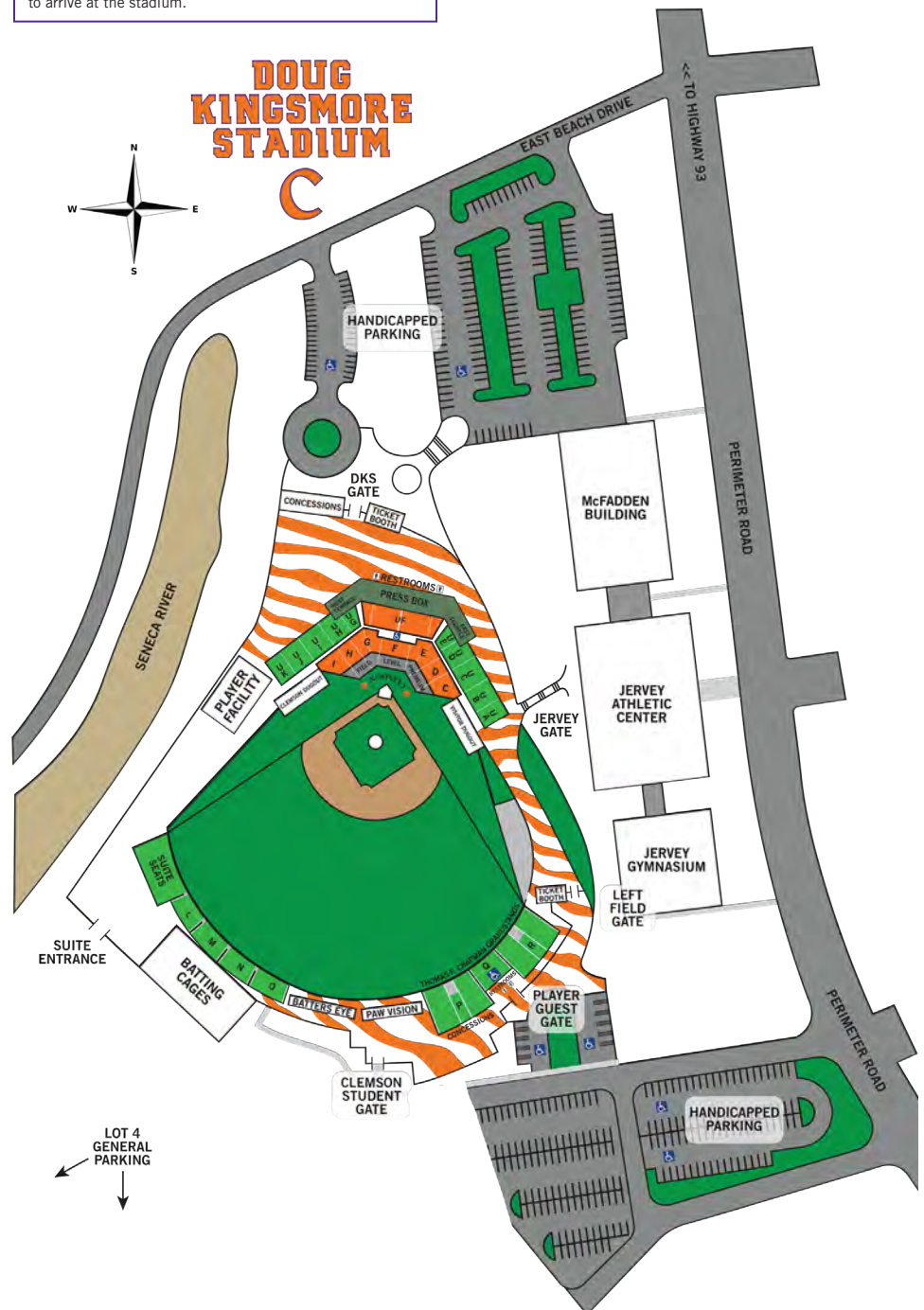
FROM GREENVILLE, S.C.

Take I-85 south until it reaches exit 19-B. Take exit 19-B and follow the directions from Atlanta starting at the * symbol to arrive at the stadium.

MEDIA GUIDE CREDITS

The 2024 Clemson baseball media guide was designed, written and edited by **Brian Hennessy**, senior associate director of athletic communications. Statistical, editorial and graphic assistance provided by **Sam Blackman** and **Tim Bourret**. The cover design was done by **Peter McLean**. Printing executed by **Clemson Printing Services** (Clemson, S.C.).

Special thanks to the late **Bob Bradley**, who served Tiger athletics for 45 years in the athletic communications office and provided most of the information contained in the record section. Thanks to the late **Alan Mohrmann** of Greenville, S.C., for statistical research.



MEDIA INFORMATION

ACC MEDIA RELATIONS

Jon Opiela (jon.opiela@theacc.org) and Brandon McGinnis (bmcmginnis@theacc.org) are the baseball media relations contacts for the ACC office.

ATHLETIC COMMUNICATIONS ADDRESS

Our address is Jervy Athletic Center; 220 Perimeter Road; P.O. Box 31; Clemson, SC 29633.

BAKICH AVAILABILITY

The best time to reach Head Coach Erik Bakich is weekday mornings. Please contact Brian Hennessy at 864-656-1921 to set up an interview with Bakich.

CREDENTIALS

Members of the working press who desire a media credential to a Clemson baseball home game should contact Brian Hennessy in the Clemson athletic communications office at 864-656-1921. There is space for writers in the press box at Doug Kingsmore Stadium, plus booths for each team's radio network. Only credentials on a game-by-game basis are issued. Members of the media must request a pass at least two days prior to each game/series to ensure admittance.

EMAIL DISTRIBUTION LIST

Notes, stats, stories and other information are emailed out on a series basis from the athletic communications office. Contact Brian Hennessy (bhennes@clemson.edu) to be put on the email list.

INTERNET SERVICES

The press box, including the radio booths, features the most up-to-date wireless internet services.

PARKING

Members of the media are encouraged to park in the McFadden Building parking lot, located on the hill above the stadium (behind home plate). However, there are limited spaces and space is subject to availability. There is also free parking available beyond the McWhorter Stadium (softball) right field fence.

PHOTOGRAPHER POSITIONS

There is patio space on the first-base side of the press box for television camerapersons to film. Positions are on a first-come, first-serve basis. Still photographers may take pictures near the playing field, but only in "lined-off" areas beyond each dugout. Positions are on a first-come, first-serve basis.

PLAYER AVAILABILITY

Player interviews are conducted before a particular practice on days when the team does not have a game. Notify Brian Hennessy if you plan to attend practice. If attendance at practice is not possible, the athletic communications office can set up a phone interview. Campus and cell phone numbers for players and staff are not provided.

POSTGAME INTERVIEWS

Postgame interviews for Tiger coaches and players take place inside the player facility behind the first-base dugout. Brian Hennessy will escort team members from the locker room, which is closed to the media, to the second-story auditorium for interviews after a cooling-off period.

To access the interview area, enter the player facility at the second-story door that faces the playing surface

of Doug Kingsmore Stadium. Please see the opponent's athletic communications contact for its postgame interview procedure on the field, which will take place near the third-base dugout.

POSTGAME STATS

A final box score is provided to the media for all games at Doug Kingsmore Stadium. A final box score, updated season stats and a game story are emailed within minutes after the conclusion of every game. For any other requests, see Brian Hennessy or another member of the Clemson athletic communications staff prior to the end of the game.

PRESS ENTRANCE

Enter Doug Kingsmore Stadium at the gate behind home plate. The stadium has an elevator and stairs leading up to the press box behind the grandstands.

SOCIAL MEDIA

The official Clemson baseball social media accounts for Twitter, Instagram and Facebook can all be found at @ClemsonBaseball.


WEBSITE

Clemson box scores, releases, statistics, bios, live stats, videos, pictures, graphics, highlights and other items are all available on the internet. Find us online at ClemsonTigers.com.


WILL-CALL

The media will-call gate is located at the home-plate entrance.

@CLEMSONBASEBALL



CLEMSONTIGERS.COM



PROUD SPONSOR OF CLEMSON BASEBALL

2024 CLEMSON ROSTER

NUMERICAL

#	Player	Pos.	B-T	Hgt	Wgt	Cl.	Exp.	Hometown	Previous School
00	Drew Titsworth	RHP	L-R	6-3	230	Fr.	HS	Frankenmuth, Mich.	Frankenmuth HS
1	Lleyton Lackey	OF	S-L	5-6	170	So.	1VL	Evans, Ga.	Evans HS
2	Nolan Nawrocki	INF	R-R	6-1	200	*Fr.	RS	Rockville Centre, N.Y.	Chaminade HS
3	Jack Crighton	OF	R-R	6-3	190	So.	1VL	Rochester Hills, Mich.	Orchard Lake St. Mary's Preparatory
4	Cooper Blauser	INF	R-R	6-0	195	*Fr.	RS	Johns Creek, Ga.	Wesleyan School
5	Andrew Ciufo	INF	R-R	6-0	200	^**Jr.	TR	Medford, N.Y.	Georgetown University
6	Jacob Hinderleider	INF	R-R	6-1	210	^*Sr.	TR	Kaneohe, Hawaii	Davidson College
8	Blake Wright	INF	R-R	6-0	205	Sr.	3VL	Belleair, Fla.	Clearwater Central Catholic HS
9	Jacob Jarrell	C	R-R	6-0	205	So.	1VL	Florence, S.C.	P27 Academy
10	Cam Cannarella	OF	L-R	6-0	180	So.	1VL	Hartsville, S.C.	Hartsville HS
11	Jimmy Obertop	C/INF	R-R	6-2	230	^*Sr.	TR	St. Louis, Mo.	University of Michigan
12	Hideki Prather	C	R-R	5-10	190	Fr.	HS	Oakland, Calif.	Campolindo HS
13	B.J. Bailey	LHP	L-L	6-3	185	Sr.	1VL	Woodruff, S.C.	Spartanburg Methodist College
15	Reed Garris	RHP	R-R	6-0	215	Jr.	2VL	Mount Pleasant, S.C.	Wando HS
16	Will Taylor	OF	R-R	5-11	185	Jr.	2VL	Irmo, S.C.	Dutch Fork HS
17	Alden Mathes	OF	L-L	6-0	200	^*Sr.	TR	Broomall, Pa.	University of Richmond
18	Tristan Smith	LHP	R-L	6-2	195	So.	1VL	Boiling Springs, S.C.	Boiling Springs HS
19	Aidan Knaak	RHP	R-R	6-0	205	Fr.	HS	Fort Myers, Fla.	Bishop Verot Catholic HS
20	Nick Clayton	RHP	R-R	6-5	205	^*Sr.	4VL	York, S.C.	York Comprehensive HS
21	Jay Dillard	INF	R-R	5-9	185	*Fr.	RS	Anderson, S.C.	T.L. Hanna HS
22	Nathan Hall	OF	R-R	6-3	200	So.	1VL	Lexington, S.C.	Lexington HS
23	Jarren Purify	INF	R-R	5-10	180	Fr.	HS	Detroit, Mich.	University Liggett School
24	Ty Olenchuk	RHP/OF	L-R	6-2	200	Sr.	3VL	Irmo, S.C.	Dutch Fork HS
25	Luke Brown	RHP	R-R	6-7	190	Fr.	HS	Apex, N.C.	Middle Creek HS
26	Casey Tallent	RHP	R-R	6-0	220	Jr.	2VL	Hartwell, Ga.	Hart County HS
27	Tristan Bissetta	OF	L-L	6-1	225	*So.	1VL	Greenville, S.C.	J.L. Mann HS
29	Joe Allen	RHP	R-R	6-3	225	So.	1VL	Hampton Falls, N.H.	Winnacunnet HS
30	Billy Barlow	RHP	R-R	6-2	215	*So.	2VL	North Myrtle Beach, S.C.	North Myrtle Beach HS
31	Jacob McGovern	LHP	L-L	6-1	200	Fr.	HS	Seneca, S.C.	Seneca HS
32	Nick Couch	C/OF	R-R	5-10	180	**Jr.	SQ	Greenville, S.C.	Spartanburg Methodist College
33	Justin LeGuernic	LHP	R-L	6-4	200	Fr.	HS	Dix Hills, N.Y.	Half Hollow Hills HS West
35	Noah Samol	LHP	L-L	6-7	250	So.	TR	Mason, Ohio	Georgia Institute of Technology
36	Matthew Marchal	RHP	R-R	6-3	205	^*Sr.	TR	Greenville, S.C.	Wofford College
37	Jackson Cole	LHP	L-L	6-2	185	Fr.	HS	Boiling Springs, S.C.	Boiling Springs HS
39	Ethan Darden	LHP	L-L	6-0	160	So.	1VL	Rock Hill, S.C.	Northwestern HS
40	Brodey Conn	UT	L-R	6-0	205	*Fr.	RS	Clemson, S.C.	D.W. Daniel HS
41	Nathan Dvorsky	RHP	R-R	6-1	190	So.	1VL	Suwanee, Ga.	Lambert HS
42	Devin Parks	OF	R-R	5-11	190	Fr.	HS	Fort Mill, S.C.	Legion Collegiate Academy
44	Ty Marshall	C	S-R	5-9	185	Fr.	HS	Cayce, S.C.	Brookland-Cayce HS
47	Lucas Mahlstedt	RHP	R-R	6-3	175	Jr.	TR	Ormond Beach, Fla.	Wofford College
48	Rob Hughes	RHP	R-R	6-2	235	^**Sr.	2VL	Rock Hill, S.C.	Furman University
49	Chance Fitzgerald	RHP	R-R	6-1	205	Fr.	HS	Sanford, Fla.	Lake Howell HS
51	Rocco Reid	LHP	R-L	6-0	200	Jr.	2VL	Greenville, S.C.	Greenville Senior HS
53	Josh Davis	RHP	R-R	6-1	205	*So.	SQ	Goose Creek, S.C.	Stratford HS
55	Tryston McCladdie	INF/OF	L-R	5-10	185	Fr.	HS	Harlem, Ga.	Harlem HS
56	Austin Gordon	RHP	R-R	6-5	200	Jr.	2VL	Myrtle Beach, S.C.	Myrtle Beach HS

ALPHABETICAL

#	Player	Pos.	Cl.
29	Joe Allen	RHP	So.
13	B.J. Bailey	LHP	Sr.
30	Billy Barlow	RHP	*So.
27	Tristan Bissetta	OF	*So.
4	Cooper Blauser	INF	*Fr.
25	Luke Brown	RHP	Fr.
10	Cam Cannarella	OF	So.
5	Andrew Ciufo	INF	^**Jr.
20	Nick Clayton	RHP	^*Sr.
37	Jackson Cole	LHP	Fr.
40	Brodey Conn	UT	*Fr.
32	Nick Couch	C/OF	**Jr.
3	Jack Crighton	OF	So.
39	Ethan Darden	LHP	So.
53	Josh Davis	RHP	*So.
21	Jay Dillard	INF	*Fr.
41	Nathan Dvorsky	RHP	So.
49	Chance Fitzgerald	RHP	Fr.
15	Reed Garris	RHP	Jr.
56	Austin Gordon	RHP	Jr.
22	Nathan Hall	OF	So.
6	Jacob Hinderleider	INF	^*Sr.
48	Rob Hughes	RHP	^**Sr.
9	Jacob Jarrell	C	So.
19	Aidan Knaak	RHP	Fr.
1	Lleyton Lackey	OF	So.
33	Justin LeGuernic	LHP	Fr.
47	Lucas Mahlstedt	RHP	Jr.
36	Matthew Marchal	RHP	^*Sr.
44	Ty Marshall	C	Fr.
17	Alden Mathes	OF	^*Sr.
55	Tryston McCladdie	INF/OF	Fr.
31	Jacob McGovern	LHP	Fr.
2	Nolan Nawrocki	INF	*Fr.
11	Jimmy Obertop	C/INF	^*Sr.
24	Ty Olenchuk	RHP/OF	Sr.
42	Devin Parks	OF	Fr.
12	Hideki Prather	C	Fr.
23	Jarren Purify	INF	Fr.
51	Rocco Reid	LHP	Jr.
35	Noah Samol	LHP	So.
18	Tristan Smith	LHP	So.
26	Casey Tallent	RHP	Jr.
16	Will Taylor	OF	Jr.
00	Drew Titsworth	RHP	Fr.
8	Blake Wright	INF	Sr.

COACHES & STAFF

Head Coach:

Assistant Head Coach:

Assistant Coaches:

Chief of Staff, Operations:

Director of Player Development:

Director of Scouting & Player Personnel:

Program Development:

Athletic Trainer:

Strength & Conditioning Coach:

Director of Equipment:

Graduate Manager, Operations:

Graduate Manager, Video Operations:

Graduate Manager:

Bullpen Catchers:

Student Managers, Equipment:

Student Managers, Operations:

Student Manager, Recruiting:

- 23 Erik Bakich (2nd season • East Carolina '00)
- 23 Nick Schnabel (2nd season • East Carolina '03)
- 11 Jimmy Belanger (2nd season • Louisville '09)
- 3 Griffin Mazur (2nd season • UC Irvine '20)
- Brad Owens (17th season • Anderson (S.C.) '06)
- Ben Paulsen (6th season • Clemson '18)
- Phil Pohl (2nd season • Clemson '12)
- Jack Leggett (26th season • Maine '76)
- Kimberley Hill (2nd season • Colorado '96)
- Rick Franzblau (10th season • Colgate '06)
- Mike Wilson (14th season • Clemson '02)
- Tommy Tsimbinos (1st season • Rumson, N.J.)
- Carter Fricks (2nd season • Clemson '22)
- Chase Hughes (1st season • Conway, S.C.)
- Joe McGowan (So. • Johnstown, Pa.)
- Mike Presbrey (So. • Manasquan, N.J.)
- Bryson Gault (Sr. • Spartanburg, S.C.)
- Wilson Mullis (Sr. • Bluffton, S.C.)
- Bowen Gault (Jr. • Spartanburg, S.C.)
- Aaron Corbin (Jr. • College Park, Ga.)
- Andrew Goodrich (So. • South Hero, Vt.)
- Nate Smith (So. • Lexington, S.C.)
- Jake Huggins (Jr. • Columbia, S.C.)
- Delaney White (So. • Charlottesville, Va.)
- Shannon Hanlon (Jr. • Coronado, Calif.)

* - one redshirt; ^ - graduate; Note: Classes were not advanced for 2020 players, who all received an NCAA blanket waiver for an extra year of eligibility and redshirted in 2020.

PRONUNCIATIONS

#	Name	Pronunciation
23	Erik Bakich	BACK-itch
11	Jimmy Belanger	BELL-en-juhr
5	Andrew Ciufo	CHEW-fo
6	Jacob Hinderleider	HIHN-duhr-lye-duhr
9	Jacob Jarrell	JAYR-ull
19	Aidan Knaak	kuh-NOCK
33	Justin LeGuernic	leh-GUHR-nick
47	Lucas Mahlstedt	MALL-sted
36	Matthew Marchal	MAHR-shull
17	Alden Mathes	ALL-den MATH-iss
3	Griffin Mazur	MAY-zuhr
2	Nolan Nawrocki	nuh-ROCK-ee
23	Jarren Purify	PURE-ih-fye
35	Noah Samol	SAM-ull
23	Nick Schnabel	SHNAHB-ull

2024 POSITION ROSTER

CATCHERS

#	Player	Pos.	B-T	Hgt	Wgt	Cl.	Exp.	Hometown	Previous School
32	Nick Couch	C/OF	R-R	5-10	180	**Jr.	SQ	Greenville, S.C.	Spartanburg Methodist College
9	Jacob Jarrell	C	R-R	6-0	205	So.	1VL	Florence, S.C.	P27 Academy
44	Ty Marshall	C	S-R	5-9	185	Fr.	HS	Cayce, S.C.	Brookland-Cayce HS
11	Jimmy Obertop	C/INF	R-R	6-2	230	^*Sr.	TR	St. Louis, Mo.	University of Michigan
12	Hideki Prather	C	R-R	5-10	190	Fr.	HS	Oakland, Calif.	Campolindo HS

* - one redshirt; ^ - graduate; Note: Classes were not advanced for 2020 players, who all received an NCAA blanket waiver for an extra year of eligibility and redshirted in 2020.

INFIELDERS

#	Player	Pos.	B-T	Hgt	Wgt	Cl.	Exp.	Hometown	Previous School
4	Cooper Blauser	INF	R-R	6-0	195	*Fr.	RS	Johns Creek, Ga.	Wesleyan School
5	Andrew Ciufo	INF	R-R	6-0	200	^**Jr.	TR	Medford, N.Y.	Georgetown University
40	Brodey Conn	UT	L-R	6-0	205	*Fr.	RS	Clemson, S.C.	D.W. Daniel HS
21	Jay Dillard	INF	R-R	5-9	185	*Fr.	RS	Anderson, S.C.	T.L. Hanna HS
6	Jacob Hinderleider	INF	R-R	6-1	210	^*Sr.	TR	Kaneohe, Hawaii	Davidson College
55	Tryston McCladdie	INF/OF	L-R	5-10	185	Fr.	HS	Harlem, Ga.	Harlem HS
2	Nolan Nawrocki	INF	R-R	6-1	200	*Fr.	RS	Rockville Centre, N.Y.	Chaminade HS
23	Jarren Purify	INF	R-R	5-10	180	Fr.	HS	Detroit, Mich.	University Liggett School
8	Blake Wright	INF	R-R	6-0	205	Sr.	3VL	Belleair, Fla.	Clearwater Central Catholic HS

* - one redshirt; ^ - graduate; Note: Classes were not advanced for 2020 players, who all received an NCAA blanket waiver for an extra year of eligibility and redshirted in 2020.

OUTFIELDERS

#	Player	Pos.	B-T	Hgt	Wgt	Cl.	Exp.	Hometown	Previous School
27	Tristan Bissetta	OF	L-L	6-1	225	*So.	1VL	Greenville, S.C.	J.L. Mann HS
10	Cam Cannarella	OF	L-R	6-0	180	So.	1VL	Hartsville, S.C.	Hartsville HS
3	Jack Crighton	OF	R-R	6-3	190	So.	1VL	Rochester Hills, Mich.	Orchard Lake St. Mary's Preparatory
22	Nathan Hall	OF	R-R	6-3	200	So.	1VL	Lexington, S.C.	Lexington HS
1	Lleyton Lackey	OF	S-L	5-6	170	So.	1VL	Evans, Ga.	Evans HS
17	Alden Mathes	OF	L-L	6-0	200	^*Sr.	TR	Broomall, Pa.	University of Richmond
42	Devin Parks	OF	R-R	5-11	190	Fr.	HS	Fort Mill, S.C.	Legion Collegiate Academy
16	Will Taylor	OF	R-R	5-11	185	Jr.	2VL	Irmo, S.C.	Dutch Fork HS

* - one redshirt; ^ - graduate; Note: Classes were not advanced for 2020 players, who all received an NCAA blanket waiver for an extra year of eligibility and redshirted in 2020.

PITCHERS

#	Player	Pos.	B-T	Hgt	Wgt	Cl.	Exp.	Hometown	Previous School
29	Joe Allen	RHP	R-R	6-3	225	So.	1VL	Hampton Falls, N.H.	Winnacunnet HS
13	B.J. Bailey	LHP	L-L	6-3	185	Sr.	1VL	Woodruff, S.C.	Spartanburg Methodist College
30	Billy Barlow	RHP	R-R	6-2	215	*So.	2VL	North Myrtle Beach, S.C.	North Myrtle Beach HS
25	Luke Brown	RHP	R-R	6-7	190	Fr.	HS	Apex, N.C.	Middle Creek HS
20	Nick Clayton	RHP	R-R	6-5	205	^*Sr.	4VL	York, S.C.	York Comprehensive HS
37	Jackson Cole	LHP	L-L	6-2	185	Fr.	HS	Boiling Springs, S.C.	Boiling Springs HS
39	Ethan Darden	LHP	L-L	6-0	160	So.	1VL	Rock Hill, S.C.	Northwestern HS
53	Josh Davis	RHP	R-R	6-1	205	*So.	SQ	Goose Creek, S.C.	Stratford HS
41	Nathan Dvorsky	RHP	R-R	6-1	190	So.	1VL	Suwanee, Ga.	Lambert HS
49	Chance Fitzgerald	RHP	R-R	6-1	205	Fr.	HS	Sanford, Fla.	Lake Howell HS
15	Reed Garriss	RHP	R-R	6-0	215	Jr.	2VL	Mount Pleasant, S.C.	Wando HS
56	Austin Gordon	RHP	R-R	6-5	200	Jr.	2VL	Myrtle Beach, S.C.	Myrtle Beach HS
48	Rob Hughes	RHP	R-R	6-2	235	^**Sr.	2VL	Rock Hill, S.C.	Furman University
19	Aidan Knaak	RHP	R-R	6-0	205	Fr.	HS	Fort Myers, Fla.	Bishop Verot Catholic HS
33	Justin LeGuernic	LHP	R-L	6-4	200	Fr.	HS	Dix Hills, N.Y.	Half Hollow Hills HS West
47	Lucas Mahlstedt	RHP	R-R	6-3	175	Jr.	TR	Ormond Beach, Fla.	Wofford College
36	Matthew Marchal	RHP	R-R	6-3	205	^*Sr.	TR	Greenville, S.C.	Wofford College
31	Jacob McGovern	LHP	L-L	6-1	200	Fr.	HS	Seneca, S.C.	Seneca HS
24	Ty Olenchuk	RHP/OF	L-R	6-2	200	Sr.	3VL	Irmo, S.C.	Dutch Fork HS
51	Rocco Reid	LHP	R-L	6-0	200	Jr.	2VL	Greenville, S.C.	Greenville Senior HS
35	Noah Samol	LHP	L-L	6-7	250	So.	TR	Mason, Ohio	Georgia Institute of Technology
18	Tristan Smith	LHP	R-L	6-2	195	So.	1VL	Boiling Springs, S.C.	Boiling Springs HS
26	Casey Tallent	RHP	R-R	6-0	220	Jr.	2VL	Hartwell, Ga.	Hart County HS
00	Drew Titsworth	RHP	L-R	6-3	230	Fr.	HS	Frankenmuth, Mich.	Frankenmuth HS

* - one redshirt; ^ - graduate; Note: Classes were not advanced for 2020 players, who all received an NCAA blanket waiver for an extra year of eligibility and redshirted in 2020.

PLAYERS BY STATE

SOUTH CAROLINA (24)

13	B.J. Bailey	Woodruff
30	Billy Barlow	North Myrtle Beach
27	Tristan Bissetta	Greenville
10	Cam Cannarella	Hartsville
20	Nick Clayton	York
37	Jackson Cole	Boiling Springs
40	Brodey Conn	Clemson
32	Nick Couch	Greenville
39	Ethan Darden	Rock Hill
53	Josh Davis	Goose Creek
21	Jay Dillard	Anderson
15	Reed Garriss	Mount Pleasant
56	Austin Gordon	Myrtle Beach
22	Nathan Hall	Lexington
48	Rob Hughes	Rock Hill
9	Jacob Jarrell	Florence
36	Matthew Marchal	Greenville
44	Ty Marshall	Cayce
31	Jacob McGovern	Seneca
24	Ty Olenchuk	Irmo
42	Devin Parks	Fort Mill
51	Rocco Reid	Greenville
18	Tristan Smith	Boiling Springs
16	Will Taylor	Irmo

GEORGIA (5)

4	Cooper Blauser	Johns Creek
41	Nathan Dvorsky	Suwanee
1	Lleyton Lackey	Evans
55	Tryston McCladdie	Harlem
26	Casey Tallent	Hartwell

FLORIDA (4)

49	Chance Fitzgerald	Sanford
19	Aidan Knaak	Fort Myers
47	Lucas Mahlstedt	Ormond Beach
8	Blake Wright	Belleair

MICHIGAN (3)

3	Jack Crighton	Rochester Hills
23	Jarren Purify	Detroit
00	Drew Titsworth	Frankenmuth

NEW YORK (3)

5	Andrew Ciufo	Medford
33	Justin LeGuernic	Dix Hills
2	Nolan Nawrocki	Rockville Centre

CALIFORNIA (1)

12	Hideki Prather	Oakland
----	----------------	---------

HAWAII (1)

6	Jacob Hinderleider	Kaneohe
---	--------------------	---------

MISSOURI (1)

11	Jimmy Obertop	St. Louis
----	---------------	-----------

NEW HAMPSHIRE (1)

29	Joe Allen	Hampton Falls
----	-----------	---------------

NORTH CAROLINA (1)

25	Luke Brown	Apex
----	------------	------

OHIO (1)

35	Noah Samol	Mason
----	------------	-------

PENNSYLVANIA (1)

17	Alden Mathes	Broomall
----	--------------	----------

2024 OUTLOOK

The 127th edition of Clemson Baseball is coming off the program's 16th ACC title in 2023, but it has bigger aspirations to play deep into June in 2024. Second-year Head Coach **Erik Bakich**, who led the Tigers to a 44-19 record and 17-game winning streak late in the season, which culminated in an ACC Tournament title, has the Tigers' sights set on their first College World Series appearance since 2010. Clemson is ranked as high as No. 9 in the nation in the preseason by Baseball America.

Griffin Mazur, who served as the volunteer assistant coach in 2023, was elevated to assistant coach alongside second-year assistant coaches **Nick Schnabel** (assistant head coach, recruiting coordinator) and **Jimmy Belanger** (pitching coach). Under the coaching staff, the program set a record for highest semester GPA (3.27) in the fall, besting the previous mark of 3.09 set in the fall of 2022.

Tiger players who accounted for 46 percent of the starts in the 2023 season return in 2024. However, the Tigers must replace players who made every start at first base, second base and shortstop in 2023, including first-team All-American and John Olerud Two-Way Player-of-the-Year Award winner Caden Grice, who was the 64th pick of the MLB draft.

Clemson also lost first-team All-American Billy Amick (DH) along with veteran leaders Cooper Ingle (C), Riley Bertram (2B), Benjamin Blackwell (SS), Jackson Lindley (RP) and Ryan Ammons (RP).

The 2024 schedule features 34 home games and 25 games against 2023 NCAA Tournament teams. Clemson plays Presbyterian and USC Upstate at Fluor Field in Greenville and South Carolina three times, including a neutral-site game at Segr Park in Columbia. The season begins Feb. 16 with a three-game home series against Xavier. The ACC Tournament returns to Charlotte, N.C. for the third time overall and first time since 2022.

CATCHERS

Sophomore **Jacob Jarrell** (Florence, S.C.) is the only returning Tiger with experience at catcher. The All-ACC Academic selection totaled five homers and 18 RBIs in 35 games (27 starts) in 2023 as one of the strongest and hardest workers on the team.

Senior **Jimmy Obertop** (St. Louis, Mo.), who also can play in the infield, is a transfer from Michigan who will compete with Jarrell for the starting job. In 134 games with the Wolverines, he hit .266 with 29 homers and 97 RBIs, including 15 homers and 54 RBIs in 2022.

Junior **Nick Couch** (Greenville, S.C.), who can also play in the outfield, redshirted in 2023 as a member of the developmental squad. He joins freshmen **Ty Marshall** (Cayce, S.C.) and **Hideki Prather** (Oakland, Calif.) as Tigers who will provide depth at catcher. Prather, who is the No. 391 freshman in the nation by Perfect Game, is expected to miss the 2024 season due to injury.

INFELDERS

Senior **Blake Wright** (Belleair, Fla.) is the only infielder who returns with experience in a Tiger uniform. He was the everyday starter at third base in 2023, and he also has experience at second base. He is a career .281 hitter with 20 homers and 90 RBIs. He was a team co-captain and All-ACC Academic selection in 2023 as well.

CATCHERS

#	Player	B-T	Cl.	BA	HR	RBI
40	Brodey Conn	L-R	*Fr.	-----	--	--
32	Nick Couch	R-R	**Jr.	-----	--	--
9	Jacob Jarrell	R-R	So.	.208	5	18
44	Ty Marshall	S-R	Fr.	-----	--	--
11	Jimmy Obertop	R-R	^*Sr.	-----	--	--
12	Hideki Prather	R-R	Fr.	-----	--	--

* - one redshirt; ^ - graduate; Note: Classes were not advanced for 2020 players, who all received an NCAA blanket waiver for an extra year of eligibility and redshirted in 2020; stats are from the 2023 season.

PRESEASON POLLS

BA	D1	NCBWA	PG	School	2023 W-L
1	1	1	1	Wake Forest	54-12
4	2	3	4	Florida	54-17
3	3	4	2	Arkansas	43-18
2	4	2	3	LSU	54-17
6	5	6	5	TCU	44-24
7	6	7	6	Vanderbilt	42-20
5	7	8	9	Oregon State	41-20
11	8	10	7	Texas A&M	38-27
8	9	5	11	Tennessee	44-22
9	10	12	21	Clemson	44-19
14	11	13	17	East Carolina	47-19
16	12	14	23	Duke	39-24
22	13	18	19	NC State	36-21
10	14	11	10	Virginia	50-15
17	15	16	14	North Carolina	36-24
13	16	9	8	Texas	42-22
---	17	24	24	UC Santa Barbara	35-20
19	18	19	25	Coastal Carolina	42-21
---	19	23	---	Alabama	43-21
20	20	21	16	Iowa	44-16
18	21	20	---	Texas Tech	41-23
---	22	22	18	UCLA	28-24-1
24	23	---	---	Northeastern	44-16
---	24	---	20	Kansas State	35-24
12	25	15	13	South Carolina	42-21
15	---	17	12	Stanford	44-20
23	---	25	15	Auburn	34-23-1
21	---	---	22	Oklahoma State	41-20
25	---	---	---	UC Irvine	38-17

Four Tiger infielders redshirted as first-year freshmen in 2023. **Cooper Blauser** (Johns Creek, Ga.), son of former MLB player Jeff Blauser, had a strong summer, when he was a Coastal Plain League All-Star Game selection, and fall. He is a candidate to start at first base in 2024.

Nolan Nawrocki (Rockville Centre, N.Y.) is a candidate to start on the left side of the infield in 2024 after his selection as a New England Collegiate Baseball League All-Star in the summer.

Jay Dillard (Anderson, S.C.) and **Brodey Conn** (Clemson, S.C.) are two local products who will compete for innings in the infield in the 2024 season. Dillard has the versatility to contribute at a variety of positions. Conn, who has been a member of the Clemson football team for two seasons, is also a versatile Tiger who can play many positions.

Two transfers will play a big role on the infield in 2024. Senior **Jacob Hinderleider** (Kaneohe, Hawaii) played four

INFELDERS

#	Player	B-T	Cl.	BA	HR	RBI
5	Andrew Ciufo	R-R	^*Jr.	-----	--	--
40	Brodey Conn	L-R	*Fr.	-----	--	--
21	Jay Dillard	R-R	*Fr.	-----	--	--
6	Jacob Hinderleider	R-R	^*Sr.	-----	--	--
55	Tryston McCladdie	L-R	Fr.	-----	--	--
2	Nolan Nawrocki	R-R	*Fr.	-----	--	--
11	Jimmy Obertop	R-R	^*Sr.	-----	--	--
23	Jarren Purify	R-R	Fr.	-----	--	--
8	Blake Wright	R-R	Sr.	.250	8	45

* - one redshirt; ^ - graduate; Note: Classes were not advanced for 2020 players, who all received an NCAA blanket waiver for an extra year of eligibility and redshirted in 2020; stats are from the 2023 season.

seasons at Davidson, where he hit .273 with 25 homers, 133 RBIs and 15 steals in 170 games. He batted .336 with 12 homers, 56 RBIs and a .445 on-base percentage in 2022.

Junior **Andrew Ciufo** (Medford, N.Y.) is the other infield transfer and joins Hinderleider as candidates to start at shortstop in 2024. Ciufo hit .270 with 10 homers and 50 RBIs in 78 games over two active seasons (2021,22) at Georgetown.

Two talented first-year freshmen, **Jarren Purify** (Detroit, Mich.) and **Tryston McCladdie** (Harlem, Ga.), will compete for roles in the middle of the infield. Purify is the No. 49 freshman in the nation by Perfect Game and impressed in the fall with his athleticism. McCladdie, who can also play in the outfield, is the No. 169 freshman in the nation by Perfect Game.

OUTFIELDERS

Clemson's top-two returning offensive players return in the outfield. Sophomore **Cam Cannarella** (Hartsville, S.C.) burst onto the scene in center field to become the 2023 ACC Freshman-of-the-Year and a first-team freshman All-American. The No. 1 college prospect for the 2025 draft by Baseball America hit .388 with 72 runs, seven homers, 47 RBIs, a .462 on-base percentage and 24 steals in 2023 as a First-Team All-ACC selection. He also reached base via a hit or walk in 57 of his 59 games in 2023.

Junior **Will Taylor** (Irmo, S.C.) is coming off his first fall season on the diamond after playing his first two falls on the Tiger football team. The left fielder is a career .343 hitter with a .472 on-base percentage in 75 games. He

SENIOR BLAKE WRIGHT
RETURNS AS THE LEADER OF
THE TIGER INFILDER IN 2024.



2024 OUTLOOK

OUTFIELDERS

#	Player	B-T	Cl.	BA	HR	RBI
27	Tristan Bissetta	L-L	*So.	.154	0	1
4	Cooper Blausen	R-R	*Fr.	----	----	----
10	Cam Cannarella	L-R	So.	.388	7	47
40	Brodey Conn	L-R	*Fr.	----	----	----
32	Nick Couch	R-R	**Jr.	----	----	----
3	Jack Crighton	R-R	So.	.239	0	3
22	Nathan Hall	R-R	So.	.243	1	12
1	Lleyton Lackey	S-L	So.	.000	0	0
17	Alden Mathes	L-L	^*Sr.	----	----	----
55	Tryston McCladdie	L-R	Fr.	----	----	----
24	Ty Olenchuk	L-R	Sr.	.200	0	1
42	Devin Parks	R-R	Fr.	----	----	----
16	Will Taylor	R-R	Jr.	.362	5	46

* - one redshirt; ^ - graduate; Note: Classes were not advanced for 2020 players, who all received an NCAA blanket waiver for an extra year of eligibility and redshirted in 2020; stats are from the 2023 season.

hit .362 with 67 runs and a .489 on-base percentage, fourth highest in the ACC, in 2023.

The Tigers have four sophomore outfielders who let-tered as freshmen in 2023 and will compete for starting spots in right field. **Nathan Hall** (Lexington, S.C.) was an All-ACC Academic selection who hit .243 in 39 games (16 starts). **Jack Crighton** (Rochester Hills, Mich.) was the predominant right fielder late in the season. The All-ACC Academic selection hit .239 in 34 games, as Clemson had a 15-1 record in his 16 starts.

Tristan Bissetta (Greenville, S.C.) is one of the strongest players on the team and has seen limited action. **Lleyton Lackey** (Evans, Ga.) also saw limited action in the outfield and as a pinch-runner in 2023.

Senior **Alden Mathes** (Broomall, Pa.) is a transfer who played and pitched four seasons at Richmond. He hit .319 with 21 homers, 117 RBIs and a .408 on-base percentage in 148 games with the Spiders.

Freshman **Devin Parks** (Fort Mill, S.C.), who won MVP honors of the North Carolina vs. South Carolina All-Star Game, will also compete for a role in the outfield.

PITCHERS

The deepest part of the 2024 Tigers is their pitching staff. Clemson returns pitchers who accounted for 68 percent of the team's starts and 67 percent of the team's innings pitched in 2023.

A leading candidate for a spot in the weekend rotation is junior righthander **Austin Gordon** (Myrtle Beach, S.C.), who was the only Tiger in the weekend rotation during the entire 2023 season. He has a 4.74 ERA, .239 opponents' batting average and 107 strikeouts against 31 walks in 112.0 innings pitched over 33 appearances (16 starts) in his career. He is the No. 77 college prospect for the 2024 draft by D1Baseball.

Sophomore **Billy Barlow** (North Myrtle Beach, S.C.) is another third-year righty who has starting experience. He missed most of 2023 due to injury after making 15 starts as a freshman in 2022.

Sophomore lefthander **Ethan Darden** (Rock Hill, S.C.) emerged as a reliable weekend starter midway through the 2023 season. He had 45 strikeouts in 55.1 innings pitched over 19 appearances (12 starts).

Tristan Smith (Boiling Springs, S.C.) is another sophomore lefty who will compete for a spot in the weekend rotation. The No. 60 college prospect for the 2024 draft by D1Baseball had four saves and a 4.55 ERA in 24 appearances (six starts) as a freshman.

Senior righty **Ty Olenchuk** (Irmo, S.C.), who also debuted as an outfielder in the 2023 Clemson Regional, has experience as a starter and reliever. He changed his posture in 2023, when he had a 3.97 ERA in 17 appearances.

Sophomore righthander **Joe Allen** (Hampton Falls, N.H.) was a long reliever and spot starter during the 2023 season, when he was 3-0 with a 3.94 ERA in 17 appearances.



NICK CLAYTON HAS A 15-3 RECORD IN HIS CAREER AS ONE OF THE VETERANS OF THE CLEMSON BULLPEN.

Clemson's most experienced pitcher is senior righty **Nick Clayton** (York, S.C.). He has been a starter, but had his best year out of the bullpen in 2023 thanks to his sidearm delivery. He won the 2023 Stowe Award as the team's most valuable pitcher, as he was 8-0 with a 3.17 ERA in 48.1 innings pitched over 24 relief appearances. He is 15-3 with a 3.99 ERA and 124 strikeouts in 126.1 innings pitched in his career.

After battling injury, senior righty **Rob Hughes** (Rock Hill, S.C.) became one of the team's top relievers in 2023, when he had a 1.56 ERA in 17.1 innings pitched.

Junior righty **Reed Garriss** (Mount Pleasant, S.C.) also emerged as one of the team's top relievers in 2023. He

was 4-0 with a 2.12 ERA in 27 relief appearances, as he led the team in ERA, appearances and opponents' batting average (.181).

Righthander **Casey Tallent** (Hartwell, Ga.) and lefty **Rocco Reid** (Greenville, S.C.) are two juniors who have been long relievers. Tallent has a 3.65 ERA in 44.1 innings pitched in his career. Reid has shown flashes of dominance in 28 appearances in his career.

Sophomore righty **Nathan Dvorsky** (Suwanee, Ga.) saw limited action in 2023 and will provide depth in the bullpen. Senior lefthander **B.J. Bailey** (Woodruff, S.C.) was an effective reliever in 2023, but is expected to miss time in 2024 due to injury. Sophomore **Josh Davis** (Goose Creek, S.C.) is another righty who will provide depth in the bullpen.

Of Clemson's 10 new pitchers, two are veteran transfers and will compete for innings. Senior righty **Matthew Marchal** (Greenville, S.C.) is the No. 52 transfer in the nation by D1Baseball after three seasons at Wofford and one at Furman. The son of former Tiger pitcher Doug Marchal was 22-10 with three saves, a 4.16 ERA and 235 strikeouts against only 48 walks in 227.0 innings pitched over 61 outings (37 starts) in those four seasons.

Junior righty **Lucas Mahlstedt** (Ormond Beach, Fla.) also transferred from Wofford, where he was 9-3 with six saves, a 4.23 ERA and 97 strikeouts in 115.0 innings pitched over 48 appearances as a sidearm reliever.

Sophomore lefty **Noah Samol** (Mason, Ohio) made 12 relief appearances at Georgia Tech before transferring to Clemson and is expected to miss the season due to injury.

The Tigers have four righthanders and three lefthanders among their freshman pitchers. **Luke Brown** (Apex, N.C.), **Chance Fitzgerald** (Sanford, Fla.), **Aidan Knaak** (Fort Myers, Fla.) and **Drew Tittsworth** (Frankenmuth, Mich.) are four talented righties. Knaak (No. 74), who missed time in the fall due to injury, Fitzgerald (No. 152) and Tittsworth (No. 216) are all ranked among the top-250 freshmen in the nation by Perfect Game.

The three freshman lefties are **Jackson Cole** (Boiling Springs, S.C.), **Justin LeGuernic** (Dix Hills, N.Y.) and **Jacob McGovern** (Seneca, S.C.). LeGuernic is the No. 36 freshman in the nation by Perfect Game.

PITCHERS

#	Player	T	Cl.	ERA	W-L	SV	IP
29	Joe Allen	R	So.	3.94	3-0	1	29.2
13	B.J. Bailey	L	Sr.	4.02	2-2	0	15.2
30	Billy Barlow	R	*So.	8.10	0-1	0	3.1
25	Luke Brown	R	Fr.	----	----	----	----
20	Nick Clayton	R	^*Sr.	3.17	8-0	0	48.1
37	Jackson Cole	L	Fr.	----	----	----	----
39	Ethan Darden	L	So.	5.53	3-2	0	55.1
53	Josh Davis	R	*So.	----	----	----	----
41	Nathan Dvorsky	R	So.	12.00	1-0	0	3.0
49	Chance Fitzgerald	R	Fr.	----	----	----	----
15	Reed Garriss	R	Jr.	2.12	4-0	0	29.2
56	Austin Gordon	R	Jr.	4.61	2-4	0	84.0
48	Rob Hughes	R	^*Sr.	1.56	0-1	2	17.1
19	Aidan Knaak	R	Fr.	----	----	----	----
33	Justin LeGuernic	L	Fr.	----	----	----	----
47	Lucas Mahlstedt	R	Jr.	----	----	----	----
36	Matthew Marchal	R	^*Sr.	----	----	----	----
31	Jacob McGovern	L	Fr.	----	----	----	----
24	Ty Olenchuk	R	Sr.	3.97	1-0	0	22.2
51	Rocco Reid	L	Jr.	8.10	0-1	0	16.2
35	Noah Samol	L	So.	----	----	----	----
18	Tristan Smith	L	So.	4.55	0-1	4	31.2
26	Casey Tallent	R	Jr.	3.43	1-1	1	21.0
00	Drew Tittsworth	R	Fr.	----	----	----	----

* - one redshirt; ^ - graduate; Note: Classes were not advanced for 2020 players, who all received an NCAA blanket waiver for an extra year of eligibility and redshirted in 2020; stats are from the 2023 season.

2024 QUICK FACTS

GENERAL INFORMATION

Institution	Clemson University
Nickname	Tigers
Location	Clemson, SC 29633
Colors	Tiger Orange & Regalia
Founded	1889
Enrollment	28,466
President	Dr. James P. Clements (UMBC '85)
Director of Athletics	Graham Neff (Georgia Tech '06) Office Phone - 864-656-1935 Email - neffg@clemson.edu
Conference (Division)	Atlantic Coast Conference (Atlantic Division)
Stadium (Capacity)	Doug Kingsmore Stadium (Natural Grass) (6,272)
Field Dimensions	LL - 310, LC - 360, C - 390, RC - 365, RL - 320
Ticket Office Phone Number	864-656-2118 or 1-800-CLEMSON

BASEBALL STAFF

Head Coach	Erik Bakich (East Carolina '00)
Record at Clemson	44-19 (1 season)
Overall Record	442-333-1 (14 seasons)
Best Time to Contact Bakich	Weekday Mornings
Assistant Head Coach & Recruiting Coordinator	Nick Schnabel (East Carolina '03)
Assistant Coaches	Jimmy Belanger (Louisville '09) Griffin Mazur (UC Irvine '20)
Chief of Staff, Operations	Brad Owens (Anderson (S.C.) '06) Office Phone - 864-656-1691 Email - owens4@clemson.edu
Director of Player Development	Ben Paulsen (Clemson '18)
Director of Scouting & Player Personnel	Phil Pohl (Clemson '12)
Program Development	Jack Leggett (Maine '76)
Senior Associate Athletic Director/Administration	Kyle Young (Clemson '02) Office Phone - 864-656-1989 Email - kmyoung@clemson.edu
Athletic Trainer	Kimberley Hill (Colorado '96)
Strength & Conditioning Coach	Rick Franzblau (Colgate '06)
Director of Equipment	Mike Wilson (Clemson '02)

ATHLETIC COMMUNICATIONS INFORMATION

Mailing Address	P.O. Box 31; Clemson, SC 29633
Overnight Address	Jervey Athletic Center; 100 Perimeter Road; Clemson, SC 29633
Website	ClemsonTigers.com
Twitter/Instagram/Facebook	@ClemsonBaseball
Senior Associate Athletic Director/Director of Athletic Communications	Jeff Kallin (Clemson '07) Office Phone - 864-656-1920 Cell Phone - 508-944-3859 Email - kallin@clemson.edu
Assistant Athletic Director/Director of Football Communications	Ross Taylor (Missouri '10) Office Phone - 864-656-9767 Cell Phone - 972-741-7778 Email - rt5@clemson.edu
Senior Associate Director of Athletic Communications & Baseball Contact	Brian Hennessy (Clemson '98) Office Phone - 864-656-1921 Cell Phone - 864-986-9046 Email - bhennes@clemson.edu
Associate Director of Athletic Communications	Ben Winterrowd (Western Illinois '11) Office Phone - 864-656-1985 Email - winter@clemson.edu
Assistant Director of Athletic Communications	Chandler Simpson (Clemson '10) Email - mcsimp2@clemson.edu
Assistant Director of Athletic Communications	Valerie Johnson (Central Michigan '18) Email - vjohns4@clemson.edu
Assistant Director of Athletic Communications	Austin Christensen (Weber State '99) Email - achri22@clemson.edu

2024 TEAM INFORMATION

Lettermen Returning	21
Lettermen Lost	14
2023 Starting Position Players Returning (3)	Cam Cannarella (CF), Will Taylor (LF), Blake Wright (3B)
2023 Starting Position Players Lost (6)	Billy Amick (DH), Riley Bertram (2B), Benjamin Blackwell (SS), Chad Fairey (RF), Caden Grice (1B), Cooper Ingle (C)
2023 Starting Pitchers Returning (3)	Ethan Darden (L), Austin Gordon (R), Tristan Smith (L)
2023 Starting Pitchers Lost (1)	Caden Grice (L)
2023 All-Americans Returning (0)	
2023 All-Americans Lost (2)	Billy Amick (DH), Caden Grice (UT)
2023 All-ACC Players Returning (1)	Cam Cannarella (OF)
2023 All-ACC Players Lost (3)	Billy Amick (DH/UT), Caden Grice (SP), Cooper Ingle (C)

RETURNING LEADERS

Batting Average	Cam Cannarella (.388)
Games	Will Taylor (62)
Runs	Cam Cannarella (72)
Hits	Cam Cannarella (97)
Doubles	Cam Cannarella, Will Taylor (16)
Triples	Cam Cannarella (3)
Home Runs	Blake Wright (8)
RBI's	Cam Cannarella (47)
Stolen Bases	Cam Cannarella (24)
ERA	Reed Garriss (2.12)

Wins	Nick Clayton (8)
Appearances	Reed Garriss (27)
Saves	Tristan Smith (4)
Innings Pitched	Austin Gordon (84.0)
Strikeouts	Austin Gordon (76)

2023 REVIEW

Record	44-19 Overall, 25-12 Home, 14-5 Away, 5-2 Neutral
ACC Regular-Season Record (Finish)	20-10 (2nd (Atlantic))
ACC Tournament Record (Finish)	4-0 (1st)
NCAA Tournament Record	1-2
Best Final Ranking	No. 15 Baseball America
Best Weekly Ranking	No. 3 by Collegiate Baseball, D1Baseball (May 29)
Record vs. Top-25 Ranked Teams	10-7

2023 TOP-25 NCAA STAT FINISHES

Team/Player	Category	Stat	Rank
Clemson	Wins	44	T-11
Clemson	Hits	676	16
Clemson	Winning %	69.8	17
Clemson	ERA	4.30	19
Clemson	Batting Average	.306	22
Clemson	Doubles	132	T-23
Caden Grice	H/9 IP	6.23	15
Cam Cannarella	Hits	97	T-15
Cam Cannarella	H/Game	1.64	17

JUNIOR RIGHTY
AUSTIN GORDON
LED THE 2023
TEAM IN INNINGS
PITCHED (84.0).



GLOSSARY

ADKINS, RUSTY

Former Clemson great and infielder Rusty Adkins had his jersey retired and was inducted into the Clemson Baseball Ring of Honor during ceremonies prior to the Florida State game on April 24, 1998. Adkins was the first three-time All-American in Tiger baseball history, as he wore #3 from 1965-67.

Adkins hit safely in 41 consecutive games over two seasons, still tied for the eighth-longest streak in NCAA history and longest in both ACC and Tiger history. He had to go to his last at-bat to get a hit just three times. In 23 of the games, he had at least two hits. He was 74-for-169 (.438) during the streak that lasted from April 10, 1965 to May 17, 1966.

The versatile player of the wooden-bat era hit .444 as a sophomore, a record (minimum 100 at-bats) that lasted until 2002, when national player-of-the-year Khalil Greene batted .470. Adkins hit .379 in his career, an ACC record for the wooden-bat era. He earned his degree from Clemson in industrial management in 1967 and later earned a master's degree from the Clemson-Furman MBA program in 1972. He is also a member of the state of South Carolina Athletic Hall of Fame.

In 2002, Adkins was named to the ACC's 50-Year Anniversary team, the second-oldest Clemson athlete in any sport selected. He was also inducted into the National College Baseball Hall of Fame in 2021. Citing his age is a compliment to Adkins, as it shows how his accomplishments have stood the test of time.

LONGEST DIVISION I HITTING STREAKS

Rk	Player	School	Year(s)	HS
1.	Robin Ventura	Oklahoma State	1987	58
2.	Garrett Wittels	FIU	2010	56
3.	Phil Stephenson	Wichita State	1981	47
	Kenton Parnley	Southeast Missouri State	2011-12	47
	Jonah Cox	Oral Roberts	2023	47
6.	Roger Schmuck	Arizona State	1971	45
7.	Chuck Abbott	Austin Peay	1996	42
8.	Rusty Adkins	Clemson	1965-66	41
	Todd Nace	Southern Mississippi	1989-90	41
	Michael Campo	Penn State	2000	41
	Jarod Berggren	Northern Colorado	2010	41

ALL-STAR GAME MVP

The most impressive performance in a professional league all-star game in any sport by a former Tiger athlete was achieved on July 8, 1958. Pitching in his home stadium in Baltimore for the American League, former Tiger Billy O'Dell faced nine National League batters and retired all nine over the last three innings, helping the American League to a 4-3 win.

The list of players O'Dell retired included five future hall of fame players, Willie Mays, Stan Musial, Hank Aaron, Ernie Banks and Bill Mazeroski. He struck out two and allowed just one ball hit out of the infield. While Major League Baseball did not recognize an All-Star Game MVP until 1962, O'Dell was presented an MVP trophy that was sponsored by a local newspaper.

O'Dell pitched 13 years (1954,56-67) in the majors. His best year was in 1962, when he had a 19-14 record, 195 strikeouts and 20 complete games for the Giants. Only Warren Spahn had more complete games among National Leaguers. O'Dell was also fifth in the National League in strikeouts. Three of the pitchers ahead of him were Sandy Koufax, Don Drysdale and Bob Gibson.

O'Dell started Game 1 of the 1962 World Series against the Yankees and Whitey Ford. He lost that game, but he did record a save in Game 4.

BATTERS O'DELL RETIRED IN THE 1958 ALL-STAR GAME

Player	Play
Johnny Logan	L-9
Willie Mays	6-3
Lee Walls	4-3
Stan Musial	6-3
Hank Aaron	6-3
Ernie Banks	K
Frank Thomas	P-2
Bill Mazeroski	K
Del Crandall	P-4

ATTENDANCE

Clemson has been outstanding at Doug Kingsmore Stadium. Since it opened in 1970, the Tigers are 432-154 in ACC regular-season games, a 73.7 winning percentage, and 1293-373 overall, a 77.6 winning percentage. That is 1,666 games played at Doug Kingsmore Stadium entering the 2024 season.

The success can be attributed in part to the tremendous fan support from Tiger faithful. Clemson has finished each of the last 30 seasons in the top 20 in the nation in average home attendance. Clemson was No. 12 in the nation and No. 1 in the ACC in the 2023 season with an average of 4,509 fans for its 35 home dates.

The Tiger single-game attendance record was set on Sunday, March 6, 2022 against South Carolina. The attendance that afternoon that saw Clemson defeat the Gamecocks 5-2 and finish off the series sweep was 6,636.

To order season tickets, which includes a reserved seat and the right to reserve the seat if the Tigers host an NCAA Regional, call 1-800-CLEMSON or log on to ClemsonTigers.com.

BOB BRADLEY AWARD

For the 24th year in a row, the Tiger MVP of the 2024 Clemson vs. South Carolina series receives the Bob Bradley Award. South Carolina's top player is presented the Tom Price Award. The presentation is made after the final regular-season meeting.

Both Bradley and Price had a tremendous positive influence on the programs at Clemson and South Carolina as the school's sports information directors. Bradley passed away on Oct. 30, 2000. He served as the Tigers' baseball athletic communications director for 45 years and still served as Clemson's official scorer for most of 2000. He was inducted into Clemson's prestigious Ring of Honor in 2005. Price passed away on Feb. 1, 2008 at the age of 81 after 45 years of service to the Gamecock program.

The 2023 Bob Bradley Award winner was Cam Cannarella, who was 6-for-13 (.462) with three doubles, two RBIs and a steal in three games.

BOB BRADLEY AWARD & TOM PRICE AWARD WINNERS

Year	Bob Bradley Award	Tom Price Award
2001	Jeff Baker, 3B	Drew Meyer, SS
2002	Michael Johnson, 1B	Yaron Peters, 1B
2003	Michael Johnson, 1B	Aaron Rawl, RHP
2004	Herman Demmink, 2B	Steve Pearce, 3B
2005	Tyler Colvin, OF	Steve Pearce, 3B
2006	Daniel Moskos, LHP	Neil Giesler, 1B
2007	Wilson Boyd, OF	Justin Smoak, 1B
2008	Wilson Boyd, OF	Nick Godwin, RHP
2009	Kyle Parker, OF	DeAngelo Mack, OF
2010	Chris Epps, OF	Jackie Bradley Jr., OF
2011	Spencer Kieboom, C	Jake Williams, DH
2012	Richie Shaffer, 3B	Adam Matthews, OF
2013	Clate Schmidt, RHP	Jordan Montgomery, LHP
2014	Tyler Slaton, OF	Grayson Greiner, C
2015	Brody Koerner, RHP	Jack Wynkoop, LHP
2016	Chase Pinder, OF	Clarke Schmidt, RHP
2017	Seth Beer, OF	TJ Hopkins, OF
2018	Logan Davidson, SS	Adam Hill, RHP
2019	Sam Hall, OF/INF	TJ Hopkins, OF
2020	Sam Weatherly, LHP	Andrew Eyster, OF
2021	James Parker, SS	Andrew Eyster, OF
2022	Bryar Hawkins, 1B	Will Sanders, RHP
2023	Cam Cannarella, OF	Talmadge LeCroy, 3B

BUSH, GEORGE

Not the 43rd United States president, but the 41st president played baseball against Clemson. During the 1947 NCAA Tournament, the Tigers traveled to Yale for an Elite Eight game against the Bulldogs and first-baseman George Bush. Bush went 1-for-4 that day in helping Yale to a 7-3 victory, allowing the Bulldogs to advance to the College World Series (then only four teams). It ended Clemson's Southern Conference championship season with a 24-5 record. Years later when he came to Clemson to speak, Sports Information Director Bob Bradley presented Bush with a laminated and framed copy of the scorebook from that game.

CANNON, DANNY

A popular Clemson baseball tradition that began in the late 1990s was the singing of "Take Me Out to the Ballgame" during the "Seventh-Inning Stretch." The singer of this popular baseball tune is Danny Cannon, Clemson's version of Harry Caray.

Cannon is a fan favorite who worked in many capacities at Clemson. He was an assistant manager for day-to-day operations in the Tigers' athletic facilities, a job he held for 25 years. He lent a helping hand in whatever needed to be done.

The 67-year-old, die-hard Tiger fan boisterously cheers on Clemson from his perch above the first-base dugout during the game. However, his highlight of each game is when he grabs the microphone and gives it his all for his unique rendition of "Take Me Out to the Ballgame."

Cannon, who is retired from the Army after driving tanks among other duties for 20 years, resumed his cleanup role after each game. He stayed long after each fan went home to ensure that Doug Kingsmore Stadium was ready for the next home game.

CHAPMAN, TOMMY

Atlanta resident Thomas F. Chapman, retired chairman and CEO of Equifax, Inc., gave Clemson University \$2 million to form a leadership program in the College of Business & Behavioral Science and to expand and enhance Doug Kingsmore Stadium.

One-million dollars of the gift supports the Thomas F. Chapman Leadership Scholars Program and \$1 million was used to build the Thomas F. Chapman Grandstands, adding 1,000 seats to Clemson's baseball stadium.

As a student-athlete, Chapman received an IPTAY scholarship that funded his Clemson education.

"I believe in paying back what is given to you," he said. "My athletic scholarship provided me an outstanding college experience and a future career in professional baseball upon graduation, as well as a quality education."

Chapman graduated from Clemson with an economics degree in 1965. He was a two-time All-ACC pitcher, including a first-team pick in 1965 when he led the ACC in strikeouts (100). In his three years at Clemson, he was 12-7 with a 3.12 ERA.

Upon graduation, he became the first Tiger to be selected in the major league draft when he was taken by the Philadelphia Phillies in 1965. He played professional baseball until April 1968, when he was called to active military service.

Additional seating at Doug Kingsmore Stadium was the top need for students and season ticketholders. The Thomas F. Chapman Grandstands, completed prior to the 2010 season, added 500 seats for students. An additional 500 grandstand seats are available for season ticketholders.

CONFERENCE

Clemson is a member of the Atlantic Coast Conference. The Tigers were charter members of the league, which started in the 1953-54 academic year. Prior to that year, Clemson was in the Southern Conference from 1921-53. Clemson was in the Southern Intercollegiate Athletic Association before then and has been a charter member of every conference with which it has been affiliated.

Clemson has won the ACC regular-season title 22 times in 68 years, more than any other school. The Tigers have also won a league-record 11 tourney titles and have been to the finals 23 times, also a league-high. Overall, Clemson has been the declared ACC champion 16 times, again more than any other school.

Competition in the ACC took a step up in 2005, when Miami (Fla.) and Virginia Tech were added to the conference. Then in 2006, Boston College joined the league as the 12th member.

Pittsburgh and Syracuse joined the ACC for the 2014 season, but Syracuse does not field baseball as a Division I sport. Maryland decided to leave the ACC in 2014, while Louisville took its place for its first baseball season in 2015. Notre Dame also joined the ACC for all sports except football in the 2013-14 academic year, meaning the ACC fields 14 baseball teams. In the 2025 season, California and Stanford will join the ACC as baseball members.

In 2024, ACC members play 30 league games, meaning each of the 14 teams do not play three other teams during the regular season. The Tigers do not face North Carolina, Virginia or Virginia Tech during the regular season.

EZELL, DOC

Doc Ezell threw the first no-hitter in Clemson history when he no-hit Erskine on April 15, 1913. The contest was played on Bowman Field, the field in front of Tillman Hall in the heart of campus. He faced just 28 batters and struck out 12. Not only did he throw a no-hitter, he also belted a home run in the seventh inning. He is the only Tiger to throw a no-hitter and hit a home run in the same game.

One of the odd facts in Tiger history involves Erskine. Clemson's first no-hitter was thrown against the Flying Fleet and the first no-hitter against Clemson was thrown by Erskine.

FLOODED WITH MLB TIGERS

Clemson has a long history of former Tigers in the major leagues, as 69 have played in an MLB game. Twelve Tiger teams, from 1988 to 2017, have had at least five future MLB players on its roster. The 1994, 1995, 2014 and 2015 teams hold the school record for the most future MLB players, as all four teams had seven. Every Tiger team from 1974 to 2020 had at least one future major leaguer on its roster as well.

TIGER TEAMS WITH THE MOST FUTURE MLB PLAYERS

1994 (7)	Kris Benson, Mike Holtz, Billy Koch, Shane Monahan, Ken Vining, Mark Watson, Scott Winchester
1995 (7)	Kris Benson, Billy Koch, Matthew LeCroy, Shane Monahan, Ken Vining, Mark Watson, Scott Winchester
2014 (7)	Steven Dugger, Daniel Gossett, Brody Koerner, Chris Okey, Eli White, Steve Wilkerson, Weston Wilson
2015 (7)	Charlie Barnes, Paul Campbell, Steven Dugger, Brody Koerner, Chris Okey, Eli White, Weston Wilson
2010 (6)	Mike Freeman, Spencer Kieboom, Dominic Leone, Brad Miller, Kyle Parker, Richie Shaffer
2016 (6)	Charlie Barnes, Seth Beer, Paul Campbell, Chris Okey, Eli White, Weston Wilson
1988 (5)	Brian Barnes, Jerry Brooks, Bert Heffernan, Brian Kowitz, Mike Milchin
1993 (5)	Mike Holtz, Billy McMillon, Shane Monahan, Keith Williams, Scott Winchester
1996 (5)	Kris Benson, Billy Koch, Matthew LeCroy, Ken Vining, Matt White
2011 (5)	Spencer Kieboom, Dominic Leone, Brad Miller, Richie Shaffer, Steve Wilkerson
2012 (5)	Daniel Gossett, Spencer Kieboom, Dominic Leone, Richie Shaffer, Steve Wilkerson
2017 (5)	Charlie Barnes, Jeremy Beasley, Seth Beer, Paul Campbell, Carson Spiers

GUYON, JOE

Joe Guyon was a Native American who attended Carlisle Indian School (1912,13) and was a teammate of the great Jim Thorpe. Guyon also played two years on the gridiron under Head Coach

GLOSSARY

John Heisman at Georgia Tech and played on the 1917 national championship team.

Guyon had the distinction of playing both professional football and baseball, and he was also named to the National Football Foundation Hall of Fame and the NFL Hall of Fame. An injury in baseball ended his playing career. From 1928-31, Guyon was Clemson's head baseball coach. He had a 42-36-3 (.537) record in four seasons in Tigertown.

HEISMAN, JOHN

The man whose name is most recognized with college football holds a unique distinction at Clemson. Many people know that he was the head football coach for four seasons at Clemson, posting a 19-3-1 (.848) record, still the best winning percentage in Tiger history.

But he also served as the head baseball coach at Clemson from 1901-03. Heisman, who was Clemson's second baseball coach, had a record of 28-6-1 (.814). It still holds today as the best winning percentage in Tiger history. Thus, he has the winning-percentage mark in both baseball and football at Clemson.

In late 1903, Georgia Tech, who had suffered a 73-0 loss to Heisman's gridders that same season, offered the young coach \$2,250 plus 30 percent of the net gate to coach football. Unfortunately for Clemson, he accepted.

HOWARD, FRANK

Frank Howard is synonymous with Clemson football. But most people do not know that Howard was Clemson's baseball coach in 1943 and did quite well. He led the Tigers to a 12-3 record. The 80.0 winning percentage is one of the highest by any coach in Clemson baseball history.

The native of Barlow Bend, Ala., totaled 165 football wins in 30 seasons at Clemson and was inducted into the College Football Hall of Fame in 1989. He served Clemson for 65 years, including as the track & field coach from 1931-39 and athletic director from 1940-71, all the while being the school's best-known ambassador.

Howard died at the age of 86 on Jan. 26, 1996. His ability to "bring the house down" when he spoke with his homespun oratory will forever be remembered by players, coaches, sportswriters and fans alike.

IPTAY

IPTAY, started in 1934, originally standing for "I Pay Ten a Year," has a mission of supporting student-athletes of Clemson University. While the contribution levels have changed, the mission of IPTAY is still the same. These funds have a primary purpose of funding student-athlete scholarships for all varsity sports at the highest amounts allowed by the NCAA. IPTAY funds, along with leadership gifts from individual donors, have been instrumental in bringing facility projects, such as the Thomas F. Chapman Grandstands and player facility at Doug Kingsmore Stadium, to fruition.

Fans can call 864-656-2115 to reach the IPTAY Center, located at the northwest corner of Memorial Stadium.

LEGEND OF CLEMSON BASEBALL

For 36 seasons (1958-93), Bill Wilhelm led the Tiger program to 1,161 wins, making him the fifth-winningest coach in Division I history at the time of his retirement. But perhaps the most amazing stat of all is that Wilhelm never had a losing season.

Wilhelm's coaching career spanned nine United States presidents, from Dwight Eisenhower to Bill Clinton. He coached 100 players who signed professional contracts, 20 All-Americans and 88 First-Team All-ACC players.

He coached Tiger teams to six College World Series appearances and 11 ACC titles. No other ACC baseball coach has more than eight ACC championships.

Wilhelm passed away at the age of 81 on Dec. 24, 2010 in Seneca, S.C. after a lengthy illness. Up until his passing, he still came to most of the home games. Believe us, there was nothing like watching a baseball game with Wilhelm. It was like going to Fenway Park or Wrigley Field.

For his career achievements, he was inducted into the National College Baseball Hall of Fame in 2011. He became the first person associated with Clemson to be inducted into the Hall of Fame in Lubbock, Texas, which inducted its first class in 2006.

QUICKEST TO THE MAJORS

A total of 69 former Tigers have played in an MLB game, but no Tiger has gone from his last game in a Clemson uniform to playing in an MLB game quicker than lefthander Billy O'Dell.

The All-American had an 8-3 record, an 0.79 ERA and 111 strikeouts in 91.1 innings pitched over 14 games (11 starts) in 1954. Clemson's last game of his final season came on May 24, 1954, and just 27 days later, he played in a game with the Baltimore Orioles.

The only four Tigers to play in a college and major league game in the same calendar year were Flint Rhem (1926), O'Dell, Ty Cline (1960) and Denny Walling (1975).

FEWEST DAYS FROM CLEMSON TO THE MAJOR LEAGUES

Rk	Player	Pos.	*Last CU Game	MLB Debut	Days
1.	Billy O'Dell	P	5-24-1954	6-20-1954	27
2.	Denny Walling	OF	5-24-1975	9-7-1975	106
3.	Flint Rhem	P	5-7-1926	9-7-1926	123
4.	Ty Cline	OF	5-14-1960	9-14-1960	123
5.	John McMakin	P	5-11-1901	4-19-1902	343
6.	Khalil Greene	SS	6-21-2002	9-3-2003	439
7.	Harold Stowe	P	6-15-1959	9-30-1960	473
8.	Brian Barnes	P	5-28-1989	9-14-1990	474

* - Clemson's last game of the season

RALEIGH, N.C.

This ACC city has been the site of two of Clemson's most bizarre wins and one of the best individual performances in history. On April 7, 1979, Clemson scored 18 runs in the top of the ninth inning and defeated NC State 41-9. The 41 runs remain the most by one team in a game in ACC history.

Clemson Hall of Famer Neil Simons led the attack with three homers and a school-record-tying 10 RBIs. He belted a grand slam in the 18-run ninth inning. Robert Bonnette and Tony Masone each had five hits to pace Clemson's 27-hit attack. Every Tiger in the batting order had at least one hit, one run and one RBI. In fact, eight had at least three runs and seven had at least three RBIs.

Sixteen years and one week later (April 14, 1995), Clemson scored 11 runs in the top of the ninth inning and went on to a 17-15 win at NC State in extra innings. It is the greatest deficit overcome to gain victory in Tiger history. Clemson trailed 15-4 entering the top of the ninth inning, then plated the 11 runs to tie the score, even after the leadoff batter was retired. Clemson scored two runs in the 10th inning to gain victory. Future major leaguers Shane Monahan (three-run homer) and Matthew LeCroy (four RBIs) provided the big hits in the ninth inning. Another future major leaguer, Scott Winchester, earned the victory.

Ten years and nine days later (April 23, 2005), freshman second baseman Taylor Harbin had one of the best games by a Tiger in history. Against the Wolfpack in Raleigh, he went 5-for-5 with three home runs, eight RBIs and five runs to lead the Tigers to a 16-9 victory. The three home runs came on consecutive pitches over three at-bats. Harbin became the fifth Tiger to hit three homers in an ACC game. Three of Clemson's seven ACC occurrences have taken place at NC State's Doak Field.

Harbin added a triple and single, as he only lacked a double for the cycle. Ironically, he led the ACC in doubles in 2005. The three homers tied a school record, while his 16 total bases broke the Tiger record of 15 that was established in 1951.

REGIONAL HOSTS

The 2023 season marked the 17th time that Clemson hosted an NCAA Regional at Doug Kingsmore Stadium. The Tigers have a 51-19 record in NCAA Tournament games at home, including 46 wins in the last 61 contests. One of the losses during that span came against Southern California, who defeated the Tigers 8-5 on May 23, 1998. That team went on to win the national championship.

The Tigers, who have hosted four NCAA Super Regionals, first hosted an NCAA Regional in 1980. The Tigers swept three games, including a 17-12 win over South Carolina that clinched a trip to Omaha. Clemson has celebrated a trip to Omaha by winning a regional or super regional on its home field seven times, including each of the last six times they have advanced to Omaha.

Clemson played an NCAA Tournament "play-in" game at the end of the 1954 season, but the official NCAA recordbook does not consider that to be an NCAA Tournament game. That year, the Tigers lost to Virginia Tech 11-10 in a game at Clemson, then traveled to Blacksburg two days later and lost 7-1.

CLEMSON'S REGIONAL & SUPER REGIONAL ATTENDANCES

Year	Teams	NCAA Tournament	W-L	Attendance
1980	4	Regional	3-0	11,140
1981	4	Regional	0-2	2,738
1994	6	Regional	2-2	20,708
1995	6	Regional	4-0	25,600
1996	6	Regional	4-0	20,797
1998	6	Regional	1-2	19,022
2000	4	Regional	3-0	15,770
	2	Super Regional	2-0	12,700
2001	4	Regional	3-0	16,256
2002	4	Regional	3-0	18,435
	2	Super Regional	2-1	15,953
2005	4	Regional	3-0	21,485
2006	4	Regional	3-0	26,287
	2	Super Regional	2-0	11,234
2009	4	Regional	4-1	30,073
2010	2	Super Regional	2-1	17,620
2011	4	Regional	2-2	28,123
2016	4	Regional	2-2	27,947
2017	4	Regional	3-2	28,498
2018	4	Regional	2-2	25,922
2023	4	Regional	1-2	30,915

SCORING IN EVERY INNING

One of the most difficult team accomplishments in baseball is to score at least one run in every inning. It has happened just

seven times in Tiger history. Only once was Clemson the visiting team in a nine-inning game where it scored in all nine innings.

The first time it happened was at Clemson on May 16, 1950, when the Tigers beat South Carolina 18-9 in a nine-inning game. Clemson actually scored five runs in the second, one run in the fourth and exactly two runs in the other six innings. The Tigers accomplished the feat in a 26-0 win over South Carolina in 1960 at Clemson and in a 15-4 victory over Buffalo in 1969 at Clemson. Both of those games were seven-inning contests.

The only time Clemson accomplished the feat over nine innings in a road game took place on March 19, 1974 in a 24-2 win at Florida. That was an odd linescore, as Clemson scored seven runs in the fifth inning, 10 runs in the seventh inning and exactly one run in the other seven innings.

Clemson accomplished the feat at Duke on April 9, 1988 in a 10-3 win in seven innings. The Tigers scored in every inning against Davidson on May 17, 2011 in Clemson's 19-0 home win. However, that contest is remembered more for the rain-delay antics of the two teams, which became a YouTube sensation.

SCORING IN EVERY INNING

Date	Opponent	Inn.	W-L	Score
5-15-1950	South Carolina	9	W	18-9
4-25-1960	South Carolina	7	W	26-0
3-29-1969	Buffalo	7	W	15-4
3-19-1974	at Florida	9	W	24-2
4-9-1988	at Duke	7	W	10-3
5-17-2011	Davidson	9	W	19-0
2-26-2022 ⁽²⁾	Hartford	9	W	28-3

Note: Home games in bold.

SPEEDING UP THE GAME

When the Tigers hosted Georgia on April 3, 1962, Clemson was victorious 6-3 in a game that was completed in under two hours. The main reason for the quick game was an experimental rule put in place by the ACC to help speed up the game.

Unlike normal games, where it takes four balls for a walk and three strikes for a strikeout, it took only three balls for a walk and two strikes for a strikeout. In essence, every batter in the contest started his at-bat with a 1-1 count. It is not clear whether other games during that era had that rule in effect.

In an age when games routinely last more than three hours, we can all wonder how that rule would impact game lengths in the 21st century.

TWO-SPORT TIGERS

Most Tiger fans are aware of Kyle Parker's prowess in two sports. On the diamond, Parker was a First-Team All-ACC player in 2008 when he should have been a senior in high school. He also reached 25 career homers in 103 games, quicker than any other Tiger in history. As a redshirt freshman on the gridiron in 2009, he quarterbacked Clemson to nine wins and was a freshman All-American thanks to passing for 2,526 yards and 20 touchdowns.

He then accomplished his most remarkable feat during the 2010 baseball season when he slugged 20 home runs, becoming the first Division I athlete in history to total 20 passing touchdowns and 20 homers in the same academic year. Parker made his major league debut with the Colorado Rockies in 2014.

But Parker is not the only Tiger baseball player who has experienced success in two sports since the 1990s. And two have even been placekickers. Matt Padgett (1996-98) was a career .318 hitter with 28 homers and 137 RBIs in 167 games, and he was also Clemson's starting placekicker in 1996. Jeff Sauve (1992-95) was a standout reliever who had an 18-7 record and 4.09 ERA in 204.2 innings pitched in his career. He was also the starting placekicker in 1995, when he was 15-20 on field goals.

Dexter McCleon (1993,94), Andre Humphrey (1994), Joe Don Reames (1999), C.J. Gaddis (2004) and D.J. Reader (2013) are five more Tigers who donned two different uniforms in recent years. McCleon played 90 games over two baseball seasons and helped quarterback the Tigers to a nine-win campaign in 1993 before eventually playing in the NFL as a cornerback. In his 10 years (148 games) in the NFL, McCleon totaled 31 interceptions.

Will Taylor, who played wide receiver for the Tiger football team in 2021 and 2022, hit .362 with five homers, 46 RBIs, 67 runs, a .489 on-base percentage and 11 steals in 62 games on the 2023 baseball team. Taylor is a junior on the 2024 baseball team. Brodey Conn, who has been a member of the Tiger football team for two seasons (2022,23), is a redshirt freshman on the 2024 baseball squad.

UNIFORM UNIQUENESS

Under legendary Head Coach Bill Wilhelm and up to today, Clemson has had a uniform uniqueness. The first aspect of the uniform stressed by Wilhelm was the word itself (uniform), which means "the same." Wilhelm wanted all of his players to look consistent and not have different pant lengths, different colored undershirts, etc. So he, with the help of some ideas from players and coaches, came up with "uniform" aspects that have stuck.

Wilhelm came up with the idea of wearing white shoes from Joe Lutz, who was the coach at Southern Illinois in the 1960s.

GLOSSARY

Lutz was also the first to have female bat girls. Wilhelm liked those ideas, and the two have been with the Tiger program ever since.

But perhaps the most synonymous part of Tiger baseball is the long pants. Clemson was one of the first schools to wear non-wool uniforms. The Tigers wore nylon uniforms starting in 1968. This and having the long pants was done from the advice of a former major leaguer's (Rick Rickardt's) father, who was a doctor. Wilhelm read an article by Dr. Rickardt explaining how there was so much pressure being put around the upper portion of the lower leg due to wrapping rubber bands to keep players' socks from falling and having the elastic around the bottom of the pant legs.

A few years later, Bill Foley, a Tiger catcher in the mid 1970s, had just returned from a tournament in Japan. He had received a pair of long pants from Rawlings and wore them to practice one day before the 1976 season. Foley liked the nylon stretched pants and Wilhelm followed suit. Wilhelm liked how the pants did not have a zipper and how they were custom-made. He also liked that players could wear low socks and how that saved time and money from using the customary sanitary socks. Wilhelm decided to experiment with the long pants in 1978.

The jerseys were unique as well, because they did not tuck in. They were designed by Wilhelm to be worn outside and over the pants. They had a two-inch elastic band at the bottom. Wilhelm wanted to eliminate belts and did not want players to have to undo belts and tuck them in, especially after head-first slides.

Since then, Clemson has had a tradition of wearing white pants for all games, much to the chagrin of equipment managers.

WINNINGEST DIVISION I PROGRAMS

Clemson has the third-most wins among current ACC schools and is tied for eighth in NCAA Division I history with 2,995 according to the 2024 NCAA recordbook. Clemson enters its 127th season with a record of 2995-1675-30 (.640). Florida State is fifth with 3,024 wins, North Carolina is tied for eighth with 2,995 victories and Miami (Fla.) is 16th with 2,763 wins.

You can stump some people with the answer to the question, "Who is the all-time leader in wins?"

The answer is the team Clemson defeated in one of the longest NCAA Tournament games in history, a 3-2 victory over Fordham that took 19 innings to complete during the 1988 NCAA Northeast Regional at New Britain, Conn. The Rams, who have been playing college baseball for 163 years (entering 2024), have an all-time record of 4586-2452-49 (.651).

WINNINGEST DIVISION I PROGRAMS

Rk	School	Years	W	L	T	Win %
1.	Fordham	163	4586	2452	49	.651
2.	Texas	127	3665	1397	31	.723
3.	Stanford	130	3086	1903	35	.618
4.	Michigan	150	3059	1806	37	.628
5.	Florida State	76	3024	1193	11	.717
6.	Southern California	129	3003	1796	30	.625
7.	Arizona State	112	3001	1545	8	.660
8.	Clemson	126	2995	1675	30	.640
	North Carolina	134	2995	1648	37	.644
10.	Arizona	118	2988	1630	23	.646
11.	Texas A&M	121	2860	1605	43	.639
12.	Mississippi State	134	2813	1659	28	.628
13.	Washington State	128	2801	1896	9	.596
14.	Oklahoma State	112	2789	1428	6	.661
15.	LSU	128	2773	1690	7	.621
16.	Miami (Fla.)	79	2763	1170	18	.702
17.	Alabama	130	2758	1733	24	.614
18.	South Carolina	131	2749	1661	17	.623
19.	Florida	109	2734	1667	24	.621
20.	Oklahoma	118	2730	1624	12	.627
21.	Illinois	144	2729	1785	39	.604
22.	California	132	2721	2079	21	.567
23.	Fresno State	95	2718	1662	9	.620
24.	Minnesota	135	2708	1762	25	.605
25.	Ohio State	140	2703	1808	41	.598

WINS OVER TOP-RANKED TEAMS


Clemson has defeated the No. 1 team in the nation in baseball 17 times, more than any other sport on the Tiger landscape. That list of 17 victories includes five over Florida State and four over Miami (Fla.). Only three of the 17 victories have taken place at Clemson.

The Tigers gained their 13th, 14th and 15th victories over a top-ranked team in the 2012 season when Clemson defeated No. 1 Florida State three times in four contests. Clemson topped the Seminoles twice in three games at Doug Kingsmore Stadium. Amazingly, those were Clemson's first two victories over a top-ranked team at home. The Tigers then defeated No. 1 Florida State 9-7 on Jon McGibbons' three-run walkoff home run in the ACC Tournament. Clemson has added two victories over the top-ranked team since.

Clemson's first victories in history over the No. 1 team in the nation in any sport took place at Miami in the 1977 NCAA Tournament on consecutive days. The Tigers downed the top-ranked Hurricanes on May 21 and May 22 to advance to the College World Series.

The Tigers also beat a top-ranked Hurricane team in 1986 in consecutive regular-season games at Greenville (S.C.) Municipal

IN 2023, SPENCER STRIDER BECAME THE THIRD FORMER TIGER SELECTED TO AN MLB ALL-STAR GAME.



Stadium. The Tigers downed the Hurricanes 7-4 and 9-5, wins many believed would get Clemson into the then 40-team field. But the 42-21 Tigers were denied.

One of the more unusual circumstances surrounding the nation's No. 1 team took place in the 1994 season. In what is one of the few times two top-ranked teams faced each other, Clemson defeated Georgia Tech twice in three games at Atlanta, Ga. The Tigers entered that series ranked No. 1 by Collegiate Baseball and USA Today, while Georgia Tech entered the series No. 1 by Baseball America.

CLEMSON BASEBALL WINS OVER TOP-RANKED TEAMS

Date	Opponent	Site	Score
5-21-1977	Miami (Fla.)	Coral Gables, Fla.	7-2
5-22-1977	Miami (Fla.)	Coral Gables, Fla.	10-9
5-10-1986	Miami (Fla.)	Greenville, S.C.	7-4
5-11-1986	Miami (Fla.)	Greenville, S.C.	9-5
5-17-1993	Georgia Tech	Greenville, S.C.	9-8
5-13-1994	Georgia Tech	Atlanta, Ga.	⁽¹⁰⁾ 9-8
5-15-1994	Georgia Tech	Atlanta, Ga.	7-4
6-4-1996	Alabama	Omaha, Neb.	14-13
4-10-1999	Florida State	Tallahassee, Fla.	8-4
4-5-2006	South Carolina	Columbia, S.C.	3-2
3-27-2010 ⁽¹⁾	Virginia	Charlottesville, Va.	8-5
6-21-2010	Arizona State	Omaha, Neb.	6-3
5-12-2012	Florida State	Clemson, S.C.	7-2
5-14-2012 ⁽¹⁾	Florida State	Clemson, S.C.	9-7
5-25-2012	Florida State	Greensboro, N.C.	9-7
4-1-2013	North Carolina	Chapel Hill, N.C.	⁽¹¹⁾ 5-4
3-21-2014	Florida State	Clemson, S.C.	9-3

Note: Home wins in bold.

WORLD SERIES CHAMPIONS & ALL-STARS

Clemson has had four different former players win MLB World Series championship rings. The first to do it was Flint Rhem, who was a member of the St. Louis Cardinals, champions of 1926 and 1931. Rhem was a pitcher who had a 20-7 record during the 1926 season, the most wins by a National League pitcher that year.

Tim Teufel was a member of the New York Mets in the 1986 season, the year they defeated the Boston Red Sox to win the World Series title. He hit .247 in 93 games for the Mets that year. Teufel played 1,073 games in his major league career.

Mark Davidson gave the Tigers a World Series Champion two years in a row when he played on the Minnesota team that won it all in 1987. Davidson played 102 games and hit .267 that season, his second year in the majors. He returned to Clemson to finish his degree in 2018, and his son, Logan, was the starting shortstop at Clemson from 2017-19.

Jimmy Key has had the most impressive World Series career of all the former Tigers. He played on the 1992 Blue Jays and the 1996 Yankees teams that won the World Series. He holds the distinction of being the only pitcher to gain the clinching win in two different World Series in the 1990s. He had a 2-0 record in the 1992 World Series, winning Game 4 and Game 6, the latter in relief. He was 3-1 with a 2.50 ERA during his World Series career.

Two former Tigers have played in the Major League All-Star Game. Billy O'Dell, a star pitcher for Clemson in the 1950s, is the only former Tiger to earn MVP honors in the All-Star Game. He earned the win and pitched 3.0 scoreless innings in the 1958 game at Baltimore, Md. He was a member of the Orioles at the time, so that was quite a special afternoon. O'Dell also played in the 1959 All-Star Game.

Key is the other former Tiger to play in an MLB All-Star Game. He was chosen four times, including 1985, his rookie year. He was also picked in 1991, 1993 and 1994. He is fourth to Brian Dawkins (9), Michael Dean Perry (6) and DeAndre Hopkins (5) in Clemson athletic history in all-star game selections at the professional level.

Spencer Strider was selected to the 2023 MLB All-Star Game, but did not pitch in the game. Strider was 20-5 with a 3.86 ERA and 281 strikeouts against 58 walks in 186.2 innings pitched over 32 starts in 2023. He led the majors in wins and strikeouts.

HEAD COACH ERIK BAKICH



ERIK BAKICH

23

- HEAD COACH**
- 2ND SEASON AS HEAD COACH AT CLEMSON**
- 15TH SEASON OVERALL AS A HEAD COACH**
- EAST CAROLINA '00**

Erik Bakich has made an immediate impact as Clemson's 28th head coach in 2023. In his first season in Tigertown in 2023, Bakich (pronounced BACK-itch) led the Tigers to the league championship by going 4-0 in the ACC Tournament at Durham, N.C. It was Clemson's first ACC title since 2016 and was a big reason it earned the No. 4 national seed in the NCAA Tournament, the first time they hosted a regional since 2018 and first NCAA Tournament appearance since 2019.

In 2023, Clemson went from last place in the ACC in early April with a 2-8 record and finished with a 20-10 league mark, good for second place in the overall standings, thanks in large part to a 17-game winning streak, tied for fourth longest in school history, during the second half of the season. Including an undefeated ACC Tournament to capture its 16th ACC championship,

THE BAKICH FILE

Full Name: Erik Michael Bakich
Born: Nov. 27, 1977 in San Jose, Calif.
Education: Bachelor's degree in exercise & sports science at East Carolina (2000).
Playing Experience: Two-year letterman at San Jose (Calif.) City College (1997,98) ... two-year letterman at East Carolina (1999,00).
Coaching Experience: Volunteer assistant coach at Clemson (2002) ... assistant coach/recruiting coordinator at Vanderbilt (2003-09) ... head coach at Maryland (2010-12) ... head coach at Michigan (2013-22) ... head coach at Clemson (2023,24).
Family: Wife, Jiffy ... sons, Colt and Beau ... daughter, Tempie.

Clemson was 24-10 against ACC squads and won 20 of its last 21 games against conference foes in 2023. The



Tigers also won their last seven ACC series, their longest such streak during one season since 1994.

The Tigers, who had 24 come-from-behind wins and won 12 of their last 13 road games, finished 2023 with a 44-19 record, their best mark since 2018, and ranked as high as No. 15 in the nation by Baseball America in the final polls. Clemson, whose 44 wins tied for 11th



BAKICH'S COACHING RECORD

Year	School	Position(s)	W-L	NCAA
2002	Clemson	VA	54-17	CWS
2003	Vanderbilt	AC,RC	27-28	
2004	Vanderbilt	AC,RC	45-19	Super Regional
2005	Vanderbilt	AC,RC	34-21	
2006	Vanderbilt	AC,RC	38-27	Regional
2007 [^]	Vanderbilt	AC,RC	54-13	Regional
2008	Vanderbilt	AC,RC	41-22	Regional
2009	Vanderbilt	AC,RC	37-27	Regional
2010	Maryland	HC	17-39	
2011	Maryland	HC	21-35	
2012	Maryland	HC	32-24	
2013	Michigan	HC	29-27	
2014	Michigan	HC	30-29-1	
2015 [^]	Michigan	HC	39-25	Regional
2016	Michigan	HC	36-21	
2017	Michigan	HC	42-17	Regional
2018	Michigan	HC	33-21	
2019	Michigan	HC	50-22	CWS
2020 ^o	Michigan	HC	8-7	
2021	Michigan	HC	27-19	Regional
2022 [^]	Michigan	HC	34-28	Regional
2023 [^]	Clemson	HC	44-19	Regional

* - conference regular-season champion; ^ - conference tournament champion; ° - season suspended March 12 and later canceled due to a coronavirus (COVID-19) pandemic

Seasons as a full-time NCAA coach:22
 Winning seasons:19
 NCAA Tournament appearances:12
 Record as an assistant coach: 330-174 (.655)
 Record as a head coach: 442-333-1 (.570)

HEAD COACHING RECORD BY SCHOOL

School	Seasons	Years	W-L	Win %
Maryland	3	2010-12	70-98	.417
Michigan	10	2013-22	328-216-1	.603
Clemson	1	2023	44-19	.698
Totals	14	2010-23	442-333-1	.570

HEAD COACH ERIK BAKICH



most in the nation, played the nation's ninth-toughest schedule, as it played 56 of its 63 games against teams with a .500 or better overall record.

Clemson hit .306 with a .400 on-base percentage in 2023, its best marks since 2011, and totaled 103

steals, most by the Tigers since 2013. Clemson also had a 4.30 ERA and set a school record for fielding percentage (.977). Clemson finished 19th in the country in ERA and 22nd in batting average. The Tigers joined Virginia and Oral Roberts as the only programs to fin-

BAKICH'S COACHING TREE

Coach	Current/Last Team	Title	*Year(s)	^Coach	^Player
Jimmy Belanger	Clemson	Assistant Coach	2023,24	2023,24	
Riley Bertram	Xavier	Assistant Coach	2024		2019-23
Michael Brdar	Michigan	Assistant Coach	2019	2019	2016,17
Dan Burton	Maryland	Assistant Coach	2010-12	2010-12	
Dominic Clementi	Wayne State	Assistant Coach	2021		2017-20
John DiLaura	TCU	Assistant Coach	2019-24	2018	2013
Aaron Etchinson	Michigan	Assistant Coach	2013-17	2013-17	2011,12
Chris Fetter	Michigan	Assistant Coach	2018-20	2018-20	
Max Gordon	Michigan	Assistant Coach	2020	2020	
Brandt Inge	Michigan	Assistant Coach	2021,22	2021,22	
Brock Keener	Georgetown	Assistant Coach	2022-24		2017,18
Ben Keizer	Northwestern	Assistant Coach	2024		2017-20
Sean Kenny	Houston	Assistant Coach	2018-24	2010-17	
Brady Kirkpatrick	Duke	Assistant Coach	2023,24		2011,12
Griffin Mazur	Clemson	Assistant Coach	2023,24	2023,24	2021
Steve Merriman	Michigan	Assistant Coach	2021,22	2021,22	
Eric Milton	Maryland	Assistant Coach	2012	2012	
Nolan Neiman	Millersville	Assistant Coach	2012,13	2010,11	
Joe Pace	Navy	Assistant Coach	2021		2016-21
Isaiah Paige	Butler	Assistant Coach	2024		2019-21
Matt Passauer	Kennesaw State	Assistant Coach	2022-24		2010
Nick Schnabel	Clemson	Assistant Coach	2023,24	2013-24	
Ako Thomas	Michigan	Assistant Coach	2020		2016-19

* - in current/last role with current/last team; ^ - under Erik Bakich as a head coach; Note: Active coaches in bold.

TIGER ALL-AMERICANS UNDER BAKICH

ON THE FIELD (2)

Player	Pos.	Year(s)
Billy Amick	DH	2023 ⁽¹⁾
Caden Grice	UT	2023 ⁽¹⁾

Note: Best team in (parentheses).

FRESHMAN (1)

Player	Pos.	Year
Cam Cannarella	OF	2023 ⁽¹⁾

Note: Best team in (parentheses).

STRENGTH (1)

Player	Pos.	Year(s)
Jackson Lindley	RHP	2023

ish in the top 25 in the nation in those two statistical categories.

Caden Grice, the winner of the 2023 John Olerud Two-Way Player-of-the-Year Award, and Billy Amick earned first-team All-America honors. Grice, who was the No. 64 overall pick of the 2023 MLB draft, became the first Tiger in history to either lead the team or tie for the team lead in wins and homers in a season. Amick and Cam Cannarella, the 2023 ACC Freshman-of-the-Year, were First-Team All-ACC selections. Amick (.413) became the first Tiger since Khalil Greene (.470) in 2002 to hit .400 in a season. Cannarella was named a first-team freshman All-American and led the ACC in batting average (.408) in conference games.

Bakich, who was named head coach at Clemson on June 16, 2022 by Director of Athletics Graham Neff, served as head coach at Michigan for 10 seasons from 2013-22, leading the Wolverines to the 2019 College World Series championship series. Bakich also served as a head coach at Maryland (2010-12) and as an assistant coach at Vanderbilt (2003-09) along with his one year as volunteer assistant coach at Clemson in 2002.

Bakich was the consensus national coach-of-the-year in 2019, when he led Michigan to an NCAA runner-up finish and a 50-22 record. It marked the first time since 1966 that a Big Ten Conference team reached the championship game of the College World Series.

He also led Michigan to the NCAA Tournament in 2015, 2017, 2021 and 2022, meaning five of his last seven teams (excluding 2020) advanced to the national tournament. Bakich guided the Wolverines to Big Ten Conference Tournament titles in 2015 and 2022 as well. He joined Rich Maloney as the only Michigan head coaches to win two Big Ten Conference titles over the previous 35 years.

Bakich is no stranger to the ACC, as he served three seasons as head coach at Maryland. In 2012, he led the Terrapins to a 32-24 record, a 15-win improvement from his first season in College Park.

Prior to his three years at Maryland, Bakich was an assistant coach at Vanderbilt under Head Coach Tim Corbin, who was an assistant coach at Clemson from 1994-02. Vanderbilt had a 276-157 record in his seven seasons (2003-09) in Nashville.

Bakich served as recruiting coordinator for the Commodores, helping sign some of the nation's top recruits, including No. 1 overall draft pick David Price. All seven of his recruiting classes were ranked in the top 25, including the top-rated class in 2005.

He began his coaching career as a volunteer assistant coach under Head Coach Jack Leggett and along-

TIGER DRAFT PICKS UNDER BAKICH

Year	Player	Pos.	Rd	Pick	Team
2023	Caden Grice	LHP/1B	^B	64	Diamondbacks
	Cooper Ingle	C/OF	4	125	Guardians
	Ryan Ammons	LHP	10	298	Red Sox
	Benjamin Blackwell	INF	FA	---	Rangers

^ - Competitive Balance Round B (between rounds 2,3)

HEAD COACH ERIK BAKICH

side Corbin and Kevin O'Sullivan at Clemson in 2002, when he worked with the Tiger outfielders and infielders. The Tigers had a 54-17 record and advanced to the College World Series with the likes of national player of the year Khalil Greene, Jeff Baker and Michael Johnson, who combined for 77 home runs.

Bakich started his playing career at San Jose (Calif.) City College, then he transferred to East Carolina to play two seasons (1999,00) under late Head Coach Keith LeClair, whom Leggett coached when LeClair played at Western Carolina. The Pirates won back-to-back CAA titles and earned No. 1 seeds in NCAA Regionals both years and was named to the 1999 Baton Rouge Regional all-tournament team. The outfielder hit .315 with 14 home runs, 27 doubles, 85 RBIs, 87 runs and 14 steals in two seasons.

Bakich and Assistant Head Coach Nick Schnabel both wear jersey #23 to honor LeClair, who wore that jersey number as a head coach at East Carolina. LeClair passed away in 2006 after a battle with ALS.

Bakich graduated from East Carolina in 2000 with a bachelor's degree in exercise & sport science. He then



played two seasons (2000,01) at the professional level in multiple independent leagues. After his playing ca-

BAKICH'S MILESTONE WINS

OVERALL

Win	Date	Opponent	Score
*1	2-27-10	Delaware ⁽²⁾	10-6
^100	2-15-14	Air Force	8-2
^200	5-6-16	Rutgers	14-1
^300	5-6-19	Minnesota	5-3
400	2-18-23	Binghamton	3-2
442	6-2-23	Lipscomb	12-5

CLEMSON

Win	Date	Opponent	Score
1	2-17-23	Binghamton	11-3
44	6-2-23	Lipscomb	12-5

* - as Maryland's head coach; ^ - as Michigan's head coach;
Note: Home wins in bold.

reer, Bakich returned to East Carolina, where he served as an assistant strength & conditioning coach for one season.

He was born Erik Michael Bakich on Nov. 27, 1977 in San Jose, Calif. He graduated from Bellarmine College Preparatory in San Jose in 1996. He and his wife, Jiffy, have two sons, Colt and Beau, and a daughter, Tempie.

BAKICH VS. ALL COMPETITION

Opponent	Overall	Win %	UMD	MGN	CU
Air Force	1-0	1.000		1-0	
Akron	1-1	.500		1-1	
App State	1-1	.500		1-1	
Arizona	0-1	.000		0-1	
Arizona State	1-0	1.000		1-0	
Army West Point	5-1	.833	3-0	2-1	
Binghamton	6-0	1.000		3-0	3-0
Boston College	6-7	.462	3-6		3-1
Bowling Green	7-1	.875		7-1	
Bradley	2-0	1.000		2-0	
Bucknell	1-0	1.000	1-0		
Cal Poly	3-3	.500		3-3	
Cal State Fullerton	3-0	1.000		3-0	
California	2-3	.400		2-3	
Canisius	6-1	.857	2-1	4-0	
Central Michigan	10-3	.769		10-3	
Charlotte	1-1	.500			1-1
Cincinnati	1-0	1.000		1-0	
Clemson	1-8	.111	1-8		
Coastal Carolina	3-2	.600		1-2	2-0
College of Charleston	2-2	.500		0-2	2-0
Creighton	3-1	.750		3-1	
CSUN	2-1	.667		2-1	
Davidson	0-2	.000		0-2	
Dayton	3-0	1.000		3-0	
Delaware	7-3	.700	4-3	3-0	
Delaware State	1-0	1.000	1-0		
Duke	3-3	.500	2-1		1-2
East Carolina	1-1	.500	1-0	0-1	
East Tennessee State	1-0	1.000			1-0
Eastern Michigan	10-4	.714		10-4	
FIU	2-3	.400	0-3	2-0	
Florida Atlantic	1-1	.500		1-1	
Florida Gulf Coast	1-2	.333		1-2	
Florida State	5-8	.385	2-7	1-0	2-1
Fordham	2-1	.667		2-1	
George Mason	2-4	.333	2-4		
George Washington	2-0	1.000	2-0		
Georgetown	1-0	1.000		1-0	
Georgia	1-1	.500			1-1
Georgia State	3-0	1.000		3-0	
Georgia Tech	2-7	.222	1-5		1-2
Hawaii	4-0	1.000		4-0	
Hofstra	3-0	1.000	3-0		
Holy Cross	2-0	1.000		2-0	
Houston	0-3	.000		0-3	
Illinois	12-10	.545		12-10	
Indiana	9-15	.375		9-15	
Indiana State	1-2	.333		1-2	
Iowa	16-11	.593		16-11	
James Madison	1-4	.200	1-4		

Kansas	2-3	.400		2-3	
Kansas State	1-0	1.000		1-0	
Kennesaw State	2-0	1.000			2-0
Kent State	1-0	1.000		1-0	
Kentucky	0-1	.000		0-1	
Lawrence Tech	0-1	.000		0-1	
Liberty	1-2	.333	1-2		
Lipscomb	5-2	.714		4-2	1-0
Long Beach State	1-3	.250		1-3	
Louisville	5-6	.455		2-6	3-0
Loyola Marymount	1-0	1.000		1-0	
Manhattan	8-0	1.000	4-0	4-0	
Maryland	14-9	.609		14-9	
Miami (Fla.)	3-7	.300	2-7		1-0
Michigan State	21-7	.750		21-7	
Minnesota	11-8	.579		11-8	
Mount St. Mary's	1-0	1.000		1-0	
Navy	3-0	1.000	3-0		
NC State	6-7	.462	3-6	0-1	3-0
Nebraska	11-14	.440		11-14	
Norfolk State	1-0	1.000	1-0		
North Carolina	6-8	.429	2-7	0-1	4-0
Northern Illinois	3-1	.750		3-1	
Northwestern	15-6	.714		15-6	
Notre Dame	6-4	.600		4-3	2-1
Oakland	4-2	.667		4-2	
Ohio State	9-13	.409		9-13	
Oklahoma	3-1	.750		3-1	
Oklahoma State	2-5	.286		2-5	
Old Dominion	2-0	1.000	2-0		
Oregon	1-0	1.000		1-0	
Penn State	14-3	.824	1-1	13-2	
Pepperdine	1-2	.333		1-2	
Presbyterian	1-0	1.000			1-0
Princeton	2-2	.500		2-2	
Purdue	16-8	.667	1-0	15-8	
Purdue Fort Wayne	0-1	.000		0-1	
Rutgers	14-5	.737		14-5	
Saint Joseph's	2-0	1.000	1-0	1-0	
Saint Louis	2-2	.500		2-2	
Saint Peter's	2-0	1.000	2-0		
San Diego	2-1	.667		2-1	
San Diego State	0-1	.000		0-1	
San Jose State	4-0	1.000		4-0	
Santa Clara	1-1	.500		1-1	
Seton Hall	3-3	.500		3-3	
Siena	4-0	1.000		4-0	
South Carolina	1-2	.333			1-2
Southern California	1-1	.500		1-1	
St. John's	1-0	1.000	1-0		
Stanford	1-4	.200		1-4	
Stetson	2-0	1.000		2-0	

BAKICH'S 10 TOP-25 WINS

Date	Opponent	Rank	Site	Score
3-3-23	South Carolina	23	H	5-2
4-4-23	Coastal Carolina	17	H	⁽⁷⁾ 16-6
4-28-23	Boston College ⁽¹⁾	11	A	9-7
4-29-23	Boston College	11	A	6-3
5-5-23	Louisville	22	H	6-3
5-6-23	Louisville	22	H	4-3
5-7-23	Louisville	22	H	7-3
5-10-23	Coastal Carolina	8	A	13-6
5-26-23	Boston College	19	N1	4-1
5-28-23	Miami (Fla.)	7	N1	11-5

N1 - Durham, N.C.; Note: Best ranking among Baseball America, Collegiate Baseball, D1Baseball, NCBWA, Perfect Game and USA Today polls listed; home wins in bold.

Tennessee	0-1	.000		0-1	
Tennessee Tech	1-1	.500		1-1	
Texas	1-3	.250	1-3		
Texas State	0-1	.000		0-1	
Texas Tech	2-4	.333		2-4	
The Citadel	3-0	1.000		3-0	
Toledo	6-0	1.000		6-0	
Towson	4-3	.571	4-3		
UC Davis	0-1	.000		0-1	
UCF	1-3	.250		1-0	0-3
UCLA	5-4	.556	2-1	3-3	
UConn	1-4	.200		1-4	
UIC	5-1	.833		5-1	
UMBC	3-0	1.000	2-0	1-0	
USC Upstate	1-1	.500			1-1
UT Arlington	1-0	1.000		1-0	
Vanderbilt	2-3	.400		2-3	
VCU	1-0	1.000	1-0		
Virginia	1-8	.111	1-8		
Virginia Tech	6-7	.462	2-7		4-0
VMI	0-1	.000	0-1		
Wake Forest	1-11	.083	1-8		0-3
Washington	0-1-1	.250		0-1-1	
West Virginia	2-1	.667	2-1		
Western Carolina	1-0	1.000	1-0		
Western Illinois	1-2	.333		1-2	
Western Michigan	4-1	.800		4-1	
William & Mary	0-1	.000	0-1		
Winthrop	1-0	1.000			1-0
Wright State	1-0	1.000		1-0	
Xavier	0-2	.000			0-2
Totals	442-333-1	.570	70-98	328-216-1	44-19

Note: Bold denotes 2024 opponent.

ASSISTANT HEAD COACH NICK SCHNABEL



NICK SCHNABEL

23

ASSISTANT HEAD COACH • RECRUITING COORDINATOR
2ND SEASON AT CLEMSON
20TH SEASON OVERALL
EAST CAROLINA '03

Nick Schnabel is in his second year with the Tiger program as assistant head coach and recruiting coordinator in 2024. Schnabel (pronounced SHNAHB-ull), who was named to the staff on June 27, 2022 and works with the infielders, coached alongside Bakich during his tenure at Michigan from 2013-22 and was named national assistant coach-of-the-year by ABCA in 2019.

As recruiting coordinator at Clemson, he has played a big part in signing nationally ranked recruiting classes. The Tigers' 2023 signing class (2024 newcomers excluding transfers) was rated No. 11 in the nation by Baseball America.

In his first season in Tigertown in 2023, Schnabel coached the Tigers to the league championship by going 4-0 in the ACC Tournament at Durham, N.C. It was a big reason they earned the No. 4 national seed in the NCAA Tournament. Clemson went from last place in the ACC in early April with a 2-8 record and finished with a 20-10 league mark, good for second place in the overall standings, thanks in large part to a 17-game winning streak.

The Tigers finished the 2023 season with a 44-19 record, their best mark since 2018, and ranked as high as No. 15 in the nation by Baseball America in the final polls. Clemson hit .306, 22nd highest in the nation, with a .400 on-base percentage in 2023, its best marks since 2011, and totaled 103 steals, most by Clemson since 2013. The Tigers set a school record for fielding percentage (.977) as well.

SCHNABEL'S COACHING RECORD

Year	School	Position(s)	W-L	NCAA
2004*	East Carolina	VA	51-13	Super Regional
2005	Chipola (Fla.) College	AC	NA	
2006	Army West Point	AC	30-20-1	
2007	Army West Point	AC	25-23-1	
2008	Liberty	AC,RC	35-26-1	
2009	Liberty	AC,RC	33-21	
2010	East Carolina	AC,RC	15-27	
2011	East Carolina	AC,RC	41-21	Regional
2012	East Carolina	AC,RC	36-24-1	Regional
2013	Michigan	AC,RC	29-27	
2014	Michigan	AC,RC	30-29-1	
2015^	Michigan	AC,RC	39-25	Regional
2016	Michigan	AC,RC	36-21	
2017	Michigan	AC,RC	42-17	Regional
2018	Michigan	AHC,RC	33-21	
2019	Michigan	AHC,RC	50-22	CWS
2020°	Michigan	AHC,RC	8-7	
2021	Michigan	AHC,RC	27-19	Regional
2022^	Michigan	AHC,RC	34-28	Regional
2023^	Clemson	AHC,RC	44-19	Regional

* - conference regular-season champion; ^ - conference tournament champion; ° - season suspended March 12 and later canceled due to a coronavirus (COVID-19) pandemic

Seasons as a full-time NCAA coach:19
 Winning seasons:18
 NCAA Tournament appearances:9
 Record as an assistant coach: 638-410-5 (.608)
 Record as a head coach:0-0

TIGER DRAFT PICKS UNDER SCHNABEL

Year	Player	Pos.	Rd	Pick	Team
2023	Caden Grice	LHP/1B	^B	64	Diamondbacks
	Cooper Ingle	C/OF	4	125	Guardians
	Ryan Ammons	LHP	10	298	Red Sox
	Benjamin Blackwell	INF	FA	---	Rangers

^ - Competitive Balance Round B (between rounds 2,3)

Caden Grice, the winner of the 2023 John Olerud Two-Way Player-of-the-Year Award, and Billy Amick earned first-team All-America honors. Grice, who was the No. 64 overall pick of the 2023 MLB draft, became the first Tiger in history to either lead the team or tie for the team lead in wins and homers in a season. Amick and Cam Cannarella, the 2023 ACC Freshman-of-the-Year, were First-Team All-ACC selections. Amick (.413) became the first Tiger since Khalil Greene (.470) in 2002 to hit .400 in a season. Cannarella was named a first-team freshman All-American and led the ACC in batting average (.408) in conference games.

Schnabel served as recruiting coordinator as well as working with the Wolverine infielders and hitters during his tenure in Ann Arbor. His 2018 recruiting class was ranked No. 10 in the nation by Baseball America and Collegiate Baseball, one of the highest rankings in program history and Big Ten Conference history.

Many of those players were instrumental in the 2019 team's 50-22 record and an NCAA runner-up finish in the championship series of the College World Series, as Michigan came just one win shy of the national title. Schnabel was also a key part of NCAA Tournament appearances in 2017 and 2015, the first Big Ten Conference Tournament championship during his time at Michigan.

The 2022 team won the Big Ten Conference Tournament title and played in the Louisville Regional, advancing to the championship game. The 2021 Michigan team also made an NCAA Tournament appearance.

The 2020 team was poised for a successful season as well before it was cut short. Following that season, four Wolverines were drafted in the five-round draft, including three hitters under Schnabel's tutelage, Jordan Nwogu (third round), Jesse Franklin (third round) and Jack Blomgren (fifth round).

Schnabel served three seasons (2010-12) at his alma mater, East Carolina, as hitting instructor, infield coach and recruiting coordinator. He also was hitting instructor and recruiting coordinator at Liberty (2008,09) and served as hitting instructor at Army West Point (2006,07).

In 2005, he was an assistant coach at Chipola (Fla.) College after he began his coaching career as the volunteer assistant coach at East Carolina in 2004, when the Pirates totaled 51 wins and advanced to the Columbia (S.C.) Super Regional.

He played alongside Bakich at East Carolina in 1999 and 2000 under late Head Coach Keith LeClair. Schnabel was a First-Team All-CAA selection and CAA Defensive Player-of-the-Year in 1999. During both seasons,

THE SCHNABEL FILE

Full Name: Nicholas Arthur Schnabel
Born: March 16, 1978 in Berkeley, Calif.
Education: Bachelor's degree in communications at East Carolina (2003).
Playing Experience: Two-year letterman at Ohlone (Calif.) College (1997,98) ... two-year letterman at East Carolina (1999,00).
Coaching Experience: Volunteer assistant coach at East Carolina (2004) ... assistant coach at Chipola (Fla.) College (2005) ... assistant coach at Army West Point (2006,07) ... assistant coach/recruiting coordinator at Liberty (2008,09) ... assistant coach/recruiting coordinator at East Carolina (2010-12) ... assistant coach/recruiting coordinator at Michigan (2013-17) ... assistant head coach/recruiting coordinator at Michigan (2018-22) ... assistant head coach/recruiting coordinator at Clemson (2023,24).
Family: Wife, Emily ... the couple has a son, Cal, and daughter, Caroline.

the Pirates won league titles and were No. 1 seeds in NCAA Regionals. In his two years in Greenville, he hit .333 with five homers, 29 doubles, 58 RBIs, 106 runs and 19 steals in 120 games.

Schnabel and Bakich both wear jersey #23 to honor LeClair, who wore that jersey number as a head coach at East Carolina. LeClair passed away in 2006 after a battle with ALS.

Schnabel began his collegiate career at Ohlone (Calif.) College, where he was a first-team all-conference player.

After his playing career in college, Schnabel played four seasons (2000-03) and 189 games of minor league baseball in the Expos organization.

Schnabel graduated from East Carolina in 2003 with a degree in communications.

He was born Nicholas Arthur Schnabel on March 16, 1978 in Berkeley, Calif. The Martinez, Calif. native and his wife, Emily, have a son, Cal, and daughter, Caroline.



ASSISTANT COACH JIMMY BELANGER



JIMMY BELANGER

11

ASSISTANT COACH
2ND SEASON AT CLEMSON
15TH SEASON OVERALL
LOUISVILLE '09

THE BELANGER FILE

Full Name: James Michael Belanger
Born: Sept. 23, 1986 in Queens, N.Y.
Education: Bachelor's degree in sociology at Louisville (2009).
Playing Experience: Two-year letterman at Cecil (Md.) College (2005,06) ... two-year letterman at Louisville (2007,08).
Coaching Experience: Student assistant coach at Louisville (2009) ... assistant coach at Monmouth (2010,11) ... assistant coach/recruiting coordinator at Monmouth (2012) ... assistant coach at Maryland (2013,14) ... associate head coach at Maryland (2015,16) ... assistant coach at Kentucky (2017-19) ... assistant coach at Florida State (2020-22) ... assistant coach at Clemson (2023,24).
Family: Wife, Tiffany ... the couple has sons, Sutton and Hayes, and a daughter, Sloane.

Jimmy Belanger is in his second year with the Tiger program as pitching coach in 2024. Belanger (pronounced BELL-en-juhr), who was named to the staff on June 28, 2022, spent the previous three seasons at Florida State, mentoring many of the best pitchers in the ACC.

In his first season in Tigertown in 2023, Belanger coached the Tigers to the league championship by going 4-0 in the ACC Tournament at Durham, N.C. It was a big reason they earned the No. 4 national seed in the NCAA Tournament. Clemson went from last place in the ACC in early April with a 2-8 record and finished with a 20-10 league mark, good for second place in the overall standings, thanks in large part to a 17-game winning streak.

The Tigers finished the 2023 season with a 44-19 record, their best mark since 2018, and ranked as high as No. 15 in the nation by Baseball America in the final polls. Clemson had a 4.30 ERA, 19th in the nation, and the 604 strikeouts were fourth most in school history and the most since 1996. The Tigers also set a school record for fielding percentage (.977).

Caden Grice, the winner of the 2023 John Olerud Two-Way Player-of-the-Year Award, earned first-team All-America honors. Grice, who was the No. 64 overall pick of the 2023 MLB draft, became the first Tiger in history to either lead the team or tie for the team lead in wins and homers in a season. He was 8-1 with a 3.35 ERA, .196 opponents' batting average and 101 strikeouts against 33 walks in 78.0 innings pitched. Belanger also coached reliever Nick Clayton, who developed a new delivery prior to the season and had a 8-0 record and 3.17 ERA. Ryan Ammons was a 10th-round draft pick in 2023 as well.

TIGER DRAFT PICKS UNDER BELANGER

Year	Player	Pos.	Rd	Pick	Team
2023	Caden Grice	LHP/1B	^B	64	Diamondbacks
	Cooper Ingle	C/O	4	125	Guardians
	Ryan Ammons	LHP	10	298	Red Sox
	Benjamin Blackwell	INF	FA	---	Rangers

^ - Competitive Balance Round B (between rounds 2,3)

Belanger has been a full-time assistant coach for 13 seasons, with stops at Monmouth (2010-12), Maryland (2013-16), Kentucky (2017-19) and Florida State (2020-22).

The 2022 Seminoles had 702 strikeouts in 534.0 innings pitched, good for a national-best 11.8 strikeouts-per-nine-innings-pitched mark. Their 3.34 strikeout-to-walk ratio (No. 4) and 702 strikeouts (No. 2) were among the top-four marks in the country as well.

In 2021, Florida State was also among the national leaders in strikeouts per nine innings pitched (11.4), strikeout-to-walk ratio (3.19) and ERA (3.45), as all three marks led the ACC. Freshman Parker Messick earned ACC Pitcher-of-the-Year and ACC Freshman-of-the-Year honors.

Belanger's 2019 staff at Kentucky featured Zack Thompson, the highest-drafted pitcher in school history when he was selected No. 19 overall in the first round by the Cardinals. In 2017, Kentucky set school records for strikeouts and opponents' batting average, as Sean

Hjelle was named SEC Pitcher-of-the-Year that season. His 2017 staff included two All-Americans, one freshman All-American, two First-Team All-SEC selections and four pitchers drafted in the top-11 rounds.

As pitching coach at Maryland, he helped the Terapins reach a super regional in 2014 and 2015, the first two super regional appearances in school history. In 2015, his pitchers totaled 549 strikeouts, leading to 42 wins. In 2014, Maryland reached 40 wins for the first time thanks in large part to All-ACC pitcher Jake Stinnett, who led the conference with 132 strikeouts.

In three seasons at Monmouth, Belanger worked with Pat Light, a first-round draft pick in 2012. He also mentored Nick Meyers, who was the 2011 NEC Pitcher-of-the-Year. He began his coaching career as a student assistant coach at Louisville in 2009, when the Cardinals advanced to a super regional.

Belanger played two seasons (2005,06) at Cecil (Md.) College before transferring to Louisville to play in 2007 and 2008. As a Cardinal, he pitched 98.2 innings over 33 appearances (17 starts). In 2007, Louisville reached the College World Series for the first time in school history.

Belanger graduated from Louisville in 2009 with a degree in sociology.

He was born James Michael Belanger on Sept. 23, 1986 in Queens, N.Y. The North Babylon, N.Y. native and his wife, Tiffany, have sons, Sutton and Hayes, and a daughter, Sloane.

BELANGER'S COACHING RECORD

Year	School	Position(s)	W-L	NCAA
2009*^	Louisville	SA	47-18	Super Regional
2010	Monmouth	AC	22-27	
2011*	Monmouth	AC	36-19	
2012	Monmouth	AC,RC	35-24	
2013	Maryland	AC	30-25	
2014	Maryland	AC	40-23	Super Regional
2015	Maryland	AHC	42-24	Super Regional
2016	Maryland	AHC	30-27	
2017	Kentucky	AC	43-23	Super Regional
2018	Kentucky	AC	34-22	
2019	Kentucky	AC	26-29	
2020°	Florida State	AC	12-5	
2021	Florida State	AC	31-24	Regional
2022	Florida State	AC	34-25	Regional
2023^	Clemson	AC	44-19	Regional

* - conference regular-season champion; ^ - conference tournament champion; ° - season suspended March 12 and later canceled due to a coronavirus (COVID-19) pandemic

Seasons as a full-time NCAA coach:14
 Winning seasons:12
 NCAA Tournament appearances:6
 Record as an assistant coach: 459-316 (.592)
 Record as a head coach:0-0



ASSISTANT COACH GRIFFIN MAZUR



GRIFFIN MAZUR

3

ASSISTANT COACH
2ND SEASON AT CLEMSON
2ND SEASON OVERALL
UC IRVINE '20

Griffin Mazur is in his second year with the Tiger program and first as an assistant coach in 2024 after serving as the volunteer assistant coach in 2023. Mazur (pronounced MAY-zuhr), who was named to the staff on June 27, 2022 and works with the catchers, played the 2021 season at Michigan under Bakich after he transferred from UC Irvine, where he was a player for four active seasons from 2016-20.

In his first season in Tigertown in 2023, Mazur coached the Tigers to the league championship by going 4-0 in the ACC Tournament at Durham, N.C. It was a big reason they earned the No. 4 national seed in the NCAA Tournament. Clemson went from last place in the ACC in early April with a 2-8 record and finished with a 20-10 league mark, good for second place in the overall standings, thanks in large part to a 17-game winning streak.

The Tigers finished the 2023 season with a 44-19 record, their best mark since 2018, and ranked as high as No. 15 in the nation by Baseball America in the final polls. Clemson hit .306, 22nd highest in the nation, with a .400 on-base percentage in 2023, its best marks since 2011, and totaled 103 steals, most by Clemson since 2013. The Tigers set a school record for fielding percentage (.977) as well.

Caden Grice, the winner of the 2023 John Olerud Two-Way Player-of-the-Year Award, and Billy Amick earned first-team All-America honors. Grice, who was the No. 64 overall pick of the 2023 MLB draft, became the first Tiger in history to either lead the team or tie for the team lead in wins and homers in a season.

Amick and Cam Cannarella, the 2023 ACC Freshman-of-the-Year, were First-Team All-ACC selections. Amick (.413) became the first Tiger since Khalil Greene (.470) in the 2002 season to hit .400 in a season. Cannarella was named a first-team freshman All-American and led the ACC in batting average (.408) in conference games. Catcher Cooper Ingle, who was a fourth-round draft pick in 2023, earned Third-Team All-ACC accolades as well.

Mazur worked as a program assistant at Michigan during the 2022 season after playing 44 games in his one season as a player at Michigan in 2021. He hit .247 with six homers, eight doubles, 33 RBIs and 31 runs, as he was a Second-Team All-Big Ten Conference catcher.

MAZUR'S COACHING RECORD

Year	School	Position(s)	W-L	NCAA
2023 [^]	Clemson	VA	44-19	Regional

* - conference regular-season champion; [^] - conference tournament champion

Seasons as a full-time NCAA coach:1
 Winning seasons:1
 NCAA Tournament appearances:1
 Record as an assistant coach:44-19 (.698)
 Record as a head coach:0-0

TIGER DRAFT PICKS UNDER MAZUR

Year	Player	Pos.	Rd	Pick	Team
2023	Caden Grice	LHP/1B	^B	64	Diamondbacks
	Cooper Ingle	C/OF	4	125	Guardians
	Ryan Ammons	LHP	10	298	Red Sox
	Benjamin Blackwell	INF	FA	---	Rangers

^ - Competitive Balance Round B (between rounds 2,3)

Mazur, who was voted team captain in 2021, also was named a Big Ten Distinguished Scholar and was a

THE MAZUR FILE

Full Name: Griffin Cole Mazur
Born: April 8, 1997 in Mission Viejo, Calif.
Education: Bachelor's degree in criminology, law & society at UC Irvine (2020) ... bachelor's degree in education sciences at UC Irvine (2020) ... master's degree in sport management at Michigan (2021).
Playing Experience: Four-year letterman at UC Irvine (2016,18-20) ... one-year letterman at Michigan (2021).
Coaching Experience: Volunteer assistant coach at Clemson (2023) ... assistant coach at Clemson (2024).
Family: Wife, Amanda.

All-Big Ten Academic selection with the Wolverine program.

In his four active seasons (2016,18-20) at UC Irvine, he played 110 games (55 starts).

After his college career, he played one season (2021) and 17 games with Tri-City (A+) in the Angels organization.

Mazur graduated from UC Irvine in 2020 with two degrees, one in criminology, law & society and one in education sciences. He also received a master's degree in sport management from Michigan in 2021.




He was born Griffin Cole Mazur on April 8, 1997 in Mission Viejo, Calif. and is a native of Moorpark, Calif. Mazur is married to Amanda Lorenz.



CHIEF OF STAFF, OPERATIONS BRAD OWENS



BRAD OWENS

 CHIEF OF STAFF, OPERATIONS
 17TH SEASON AT CLEMSON
 ANDERSON (S.C.) '06

Brad Owens is in his 17th season with the Tiger program in 2024, serving as chief of staff, operations. He is in charge of all team travel and camps for the program along with handling many other administrative duties.

The native of Barnwell, S.C. attended nearby Anderson (S.C.) University, where he was a four-time letterman. The righthanded middle reliever lettered from 2003-06

and served as team captain during his senior season. In his four-year career, he made 52 appearances (one start) on the mound and pitched 73.0 innings.

In both 2005 and 2006, he won the Trojan Challenge, the squad's offseason conditioning competition. Owens was also a member of the Carolinas-Virginia Athletic Conference All-Academic team as a senior and was a Dean's List student for three years.

During his playing days, Owens worked in a variety of roles at Anderson. He was a sports information department intern and later was an assistant. Owens was also a residence advisor in the Anderson Residence Life Department.

In the summer of 2006, Owens was an operations assistant for the Greenville (S.C.) Drive (Boston Red Sox affiliate). He also served as a player development intern for the Red Sox during the 2007 season, including duties performed at spring training in Fort Myers, Fla.

During the 2006-07 academic year, Owens served as an administrative graduate assistant for the Student-Athlete Enrichment Programs on the Clemson campus. Owens provided academic advising for student-athletic staff members, including monitoring of grades along with assistance with registration, general guidance and daily communication with coaching staffs of various sports.

Owens, who had a 3.30 GPA in his career as an undergraduate, received a bachelor of science degree in business management from Anderson in 2006. He later earned his master's degree from Clemson in human resource development in 2008.

Owens, who is married to the former Emily Brown, was born Sept. 2, 1983 in Augusta, Ga. The couple has a daughter, Caroline, and son, Bradley.



DIRECTOR OF PLAYER DEVELOPMENT BEN PAULSEN



**BEN
PAULSEN**

PAW DIRECTOR OF PLAYER DEVELOPMENT
PAW 6TH SEASON AT CLEMSON
PAW CLEMSON '18

PAULSEN'S COACHING RECORD

Year	School	Position(s)	W-L	NCAA
2018	Clemson	SA	47-16	Regional
Seasons as a full-time NCAA coach:0				
Winning seasons:0				
NCAA Tournament appearances:0				
Record as an assistant coach:0-0				
Record as a head coach:0-0				

Ben Paulsen is in his sixth year with the Tiger program serving as director of player development in 2024. Paulsen spent the 2018 season as a student assistant coach at Clemson, as he returned to Tigertown to finish his degree requirements through the Tiger Trust program. He later served as the volunteer assistant coach at Georgia Southern in the fall of 2018.

Among his duties, he is in charge of player development, opponent scouting, facility organization, enhancement & technology, recruiting & alumni relations, student-athlete transition and student-athlete services.

As a student assistant coach in 2018, he helped the Tigers total 47 overall wins, 22 ACC regular-season victories, a share of the ACC regular-season title and an outright ACC Atlantic Division championship. Those four achievements were all firsts for the program since 2006. Clemson finished ranked as high as No. 12 in the nation by Perfect Game and were also ranked in the top 25 during all 19 weeks. Clemson was third in the nation in homers (98) and had a school-record .975 fielding percentage as well. Seth Beer (first) and Logan Davidson (third) earned All-America honors, as Beer became just the second three-time All-American

in Clemson history and was a first-round draft pick by the Houston Astros.

Paulsen, son of former Clemson Assistant Coach (2003-10) and current Winthrop Head Coach Tom Riginos, was a career .318 hitter with 45 doubles, five triples, 31 homers, 130 RBIs and four steals in 182 games (170 starts) over three seasons (2007-09) at Clemson.

The first baseman, who was drafted in the third round by the Colorado Rockies in 2009, played three years (2014-16) in the majors with the Rockies, hitting .271 with 16 homers and 70 RBIs in 186 games.

Paulsen, a native of Acworth, Ga., returned to Clemson through the Tiger Trust Program and graduated with a degree in business management in 2018.

Paulsen was born Oct. 27, 1987 in Plymouth, Wis. He and his wife, Kendall, have two daughters, Charlotte and Josephine.



DIRECTOR OF SCOUTING & PLAYER PERSONNEL PHIL POHL



PHIL POHL

 **DIRECTOR OF SCOUTING & PLAYER PERSONNEL**
 **2ND SEASON AT CLEMSON**
 **CLEMSON '12**

Phil Pohl is in his second season with the Tiger program as director of scouting & player personnel in 2024. In 2022, Pohl served as manager of the Lansing Lugnuts, the High-A affiliate of the Oakland Athletics. He is no stranger to the program, as he was a Tiger player from 2009-12.

In 2016, Pohl became Oakland's bullpen catcher and served in that role for six seasons. Prior to the 2022 season, Pohl was named manager of the Lugnuts, meaning he spent 11 seasons in the Athletics organization.

Pohl, who was drafted in the 28th round by the Athletics in 2012, played four years (2012-15) in the minor leagues in the Athletics organization, reaching as high as AAA in 2014. In his minor league career, he totaled 18 homers, 75 RBIs and 87 runs in 182 games.

Pohl lettered four times (2009-12) as a Tiger as one of the most respected players in the program for his hard work and dedication on the field and in the classroom. The two-time co-captain and two-time winner of the Tiger Baseball Award, given to the team's best leader, was a career .286 hitter with a .363 on-base

percentage in 198 games (157 starts). He also totaled 15 homers, 44 doubles, 113 RBIs and 94 runs in his career and was a two-time All-ACC selection.

Off the field, he was a two-time Academic All-American, two-time All-ACC Academic selection and four-time ACC Academic Honor Roll member. He is one of only three Academic All-Americans in program history and the only Tiger to be a multi-year Academic All-American.

After limited action in 2009 and 2010, he became an everyday starter as a junior in 2011, when he hit .333 with 22 doubles, four homers and 33 RBIs. He also became Clemson's first Academic All-American since 1995.

As a senior in 2012, Pohl was a First-Team All-ACC selection. He was also a strength & conditioning All-American and first-team Academic All-American in 2012, when he hit .286 with nine homers and a team-high 58 RBIs.

Pohl graduated from Clemson in 2012 with a degree in management with a 3.63 career GPA and 3.0 GPA or better in all eight semesters at Clemson. He was also honored during the 2010 College World Series Opening Ceremonies for having Clemson's highest GPA.

He was born Philip Michael Pohl on July 22, 1990 in Bakersfield, Calif. The Cooperstown, N.Y. native and his wife, Christy, a former Tiger track & field student-athlete, have a son, Vincent, and daughter, Vittoria.



PROGRAM DEVELOPMENT JACK LEGGETT



JACK LEGGETT

PROGRAM DEVELOPMENT
26TH SEASON AT CLEMSON
MAINE '76

Jack Leggett is in his second season with the Tiger program assisting with player, staff and program development in 2024 and 26th season overall with the program. Leggett served as Clemson's head coach for 22 seasons (1994-15) after spending two seasons (1992,93) as an assistant coach under Head Coach Bill Wilhelm. In 36 seasons as a Division I head coach, Leggett totaled 1,332 wins, tied for 12th in history entering the 2024 season.

As head coach, Leggett led the Tigers to 955 wins, 21 NCAA Tournament appearances and six College World Series berths. Clemson was the seventh-winningest program in the nation during his time as head coach, while his six trips to Omaha tied for ninth most in the nation during his tenure.

Under Leggett, the Tigers won three ACC Tournament titles, and he was named ACC Coach-of-the-Year three times. He coached 11 first-round draft picks, 21 players who went on to play in the major leagues, 31

First-Team All-ACC players, 34 All-Americans and 121 players who signed professional contracts.

Leggett was inducted into the ABCA Hall of Fame in 2014, the Clemson Athletic Hall of Fame in 2020 and the state of South Carolina Hall of Fame in 2024. On April 15, 2023, his number (7) was retired at Clemson.

He graduated with honors from Maine in 1976, where he was an all-star performer in baseball and football. Leggett captained the Black Bears to the 1976 College World Series. He is also still tied for kicking the longest field goal (52) in Maine history.

Leggett earned his bachelor's degree in physical education and minor in history at Maine in 1976, then earned his master's degree in teacher education at Vermont in 1980.

Leggett has a son, Tanner (former Clemson baseball player), and daughter, Colby. He is married to his wife, Karen, who has three daughters, Kyla, Kristen and Kacie, and a son, Kenny.

LEGGETT'S COACHING RECORD

Year	School	Position(s)	W-L	NCAA
1978	Vermont	HC	11-9	
1979	Vermont	HC	12-11	
1980	Vermont	HC	12-16	
1981	Vermont	HC	22-15	
1982	Vermont	HC	18-10	
1983	Western Carolina	HC	25-20	
1984	Western Carolina	HC	37-20	
1985*	Western Carolina	HC	37-35	Regional
1986*	Western Carolina	HC	33-28	Regional
1987*	Western Carolina	HC	36-20	Regional
1988*	Western Carolina	HC	38-24	Regional
1989*	Western Carolina	HC	23-31	Regional
1990	Western Carolina	HC	37-25	
1991	Western Carolina	HC	36-26	
1992	Clemson	AHC,RC	50-14	Regional
1993*	Clemson	AHC,RC	45-20	Regional
1994*	Clemson	HC	57-18	Regional
1995	Clemson	HC	54-14	CWS
1996	Clemson	HC	51-17	CWS
1997	Clemson	HC	41-23	Regional
1998	Clemson	HC	43-16	Regional
1999	Clemson	HC	42-27	Super Regional
2000	Clemson	HC	51-18	CWS
2001	Clemson	HC	41-22	Super Regional
2002	Clemson	HC	54-17	CWS
2003	Clemson	HC	39-22	Regional
2004	Clemson	HC	39-26	Regional
2005	Clemson	HC	43-23	Super Regional
2006*	Clemson	HC	53-16	CWS
2007	Clemson	HC	41-23	Super Regional
2008	Clemson	HC	31-27-1	
2009	Clemson	HC	44-22	Super Regional
2010	Clemson	HC	45-25	CWS
2011	Clemson	HC	43-20	Regional
2012	Clemson	HC	35-28	Regional
2013	Clemson	HC	40-22	Regional
2014	Clemson	HC	36-25	Regional
2015	Clemson	HC	32-29	Regional

* - conference champion

Seasons as a full-time NCAA coach:38
 Winning seasons:36
 NCAA Tournament appearances:28
 Record as an assistant coach:95-34 (.736)
 Record as a head coach: 1332-770-1 (.634)

HEAD COACHING RECORD BY SCHOOL

School	Seasons	Years	W-L	Win %
Vermont	5	1978-82	75-61	.551
Western Carolina	9	1983-91	302-229	.569
Clemson	22	1994-15	955-480-1	.665
Totals	36	1978-91,94-15	1332-770-1	.634

CLEMSON HEAD COACHING RECORD

Year	Overall	ACC	Finish	NCAA
1994^	57-18	20-4	1st	Regional
1995	54-14	20-4	1st	CWS
1996	51-17	17-7	2nd	CWS
1997	41-23	13-10	4th	Regional
1998	43-16	14-9	T-2nd	Regional
1999	42-27	13-10	3rd	Super Regional
2000	51-18	17-7	2nd	CWS
2001	41-22	17-7	2nd	Super Regional
2002	54-17	16-8	4th	CWS
2003	39-22	15-9	T-3rd	Regional
2004	39-26	14-10	T-4th	Regional
2005	43-23	21-9	2nd	Super Regional
2006^	53-16	24-6	*1st	CWS
2007	41-23	18-12	*2nd	Super Regional
2008	31-27-1	11-18-1	*4th	
2009	44-22	19-11	*2nd	Super Regional
2010	45-25	18-12	*T-1st	CWS
2011	43-20	17-13	*2nd	Regional
2012	35-28	16-14	*3rd	Regional
2013	40-22	18-12	*3rd	Regional
2014	36-25	15-14	*T-2nd	Regional
2015	32-29	16-13	*4th	Regional
Totals	955-480-1	369-219-1		21 NCAA Tourneys

* - Atlantic Division; ^ - ACC Tournament Champion



SUPPORT STAFF

RICK FRANZBLAU

Assistant Athletic Director, Olympics Sports Performance

Rick Franzblau is in his ninth year as director of Olympic sports performance and 10th with baseball. The previous five years, he was an assistant director of Olympic sports strength & conditioning.

He is responsible for the supervision of other full-time strength & conditioning coaches, graduate assistants and volunteer interns. As an assistant, he was directly responsible for baseball, track & field, cross country, men's & women's golf, men's tennis and women's diving programs. He also worked as a graduate assistant at Clemson with football and Olympic sports.

At Clemson, Franzblau has worked with 11 ACC championship track & field squads. He has also worked with eight individual NCAA champions and seven track & field Olympians. In 2021, he worked with the national championship men's soccer team.

Franzblau graduated in 2006 with a degree in history from Colgate, where he spent three years as a student assistant strength coach after his football career was cut short due to injuries. He is a certified strength & conditioning specialist through the NSCA and holds the SCCC certification through the CSCCA organization.

BRIAN HENNESSY

Senior Associate Director of Athletic Communications

Brian Hennessy is in his 23rd year at Clemson and serves as a senior associate director of athletic communications. The Clemson, S.C. native also worked as a student and graduate assistant in the athletic communications office for six years (1995-00).

He is responsible for all operations for baseball and is the secondary football contact. He serves as coordinator of publications, as he was editor of Orange The Experience magazine from 2015-18. Hennessy also coordinates the office's photography, including managing the photographers and digital photo library.

He has written and edited the baseball guide (1998-00,03-24) and football guide (2002-14,17-23). He has received numerous CoSIDA honors for his baseball guides, including No. 1 national rankings in 2014 and 2017, and No. 2 rankings in 2005, 2015 and 2016.

He has been responsible for layout and editing of the football gameday programs since 2002 and had it ranked No. 1 in the nation for the series every year from 2015-22, and No. 2 in 2008, 2012 and 2013.

He graduated from Clemson in 1998 and received a master's degree from Clemson in 2000.

KIMBERLEY HILL

Assistant Athletic Trainer

Kimberley Hill is in her second season at Clemson and serves as the athletic trainer for the baseball program. She spent the previous 20 seasons as Michigan's baseball athletic trainer.

Hill earned a bachelor's degree from Colorado in 1996 and a master's degree from Kansas State in 1998. She then served as director of women's athletic training at Fresno State from 1998-01.

Hill, a native of Colorado Springs, Colo., earned her certification as an athletic trainer in 1996 and is a member of the National Athletic Trainers' Association (NATA).

CAROLINE KLINGER

Assistant Director of Olympic Sports Nutrition

Caroline Klinger joined the Clemson staff in 2022 as an Olympic sports nutrition fellow and is in her first year as the assistant director of Olympic sports nutrition.

In addition to baseball, she is directly responsible for women's volleyball, women's lacrosse and women's gymnastics. At Clemson, Klinger has also worked with men's golf, the 2023 ACC championship women's golf team and the 2023 national championship men's soccer squad.

In 2019, Klinger earned her degree in dietetics from Florida, where she spent three years as a student nutrition assistant with Olympic sports and football. She earned her master's degree in exercise & nutrition sciences at Lipscomb in 2021.

Klinger is the owner and CEO of Caroline Nutrition, LLC, her online nutrition private practice working with high school, college and professional athletes across all sports to optimize nutrition for performance.

LINDSEY RICKETTS

Senior Associate Director of Athletic Academic Services

Lindsey Ricketts is in her 13th season as the athletic academic advisor for the baseball team. She also serves as the advisor for the men's soccer squad. Ricketts is a member of the National Association of Academic Advising for Athletics (N4A) and received her individual certification in 2011.

The Pendleton, S.C. native is no stranger to the Clemson baseball program, as she served as a Tiger bat girl during the 2001-06 seasons while a student at Clemson.

Prior to advising, she worked at athletic academic services as an administrative assistant, where she coordinated the class attendance program and handled textbooks/supplies for scholarship student-athletes.

In 2004, Ricketts earned a bachelor of science degree in marketing, with an emphasis in sports, from Clemson. In 2006, she received a master's degree in human resource development, with a specialty in educational counseling, from Clemson.

Ricketts' father, Robert, was a long-standing administrator and associate athletic director in the Clemson athletic department as well.

MIKE WILSON

Director of Equipment, Olympic Sports

Mike Wilson is in his 19th year with the Clemson equipment room, 14th year working with Clemson baseball and 11th year as director of Olympic sports equipment. Better known as "House," Wilson served as a graduate assistant equipment manager for football at Clemson (2002-04) and student equipment manager for football at Clemson (1999-02).

Wilson is a 2002 and 2004 graduate of Clemson, as he earned his undergraduate degree in sociology and his master's degree in human resource development.

He is a certified equipment manager and member of the Athletic Equipment Managers Association. He is married to the former Meredith Fant of Union, S.C. The couple has a daughter, McLendon.



MEET THE TIGERS



WILL TAYLOR
OF • JR.

VETERAN BIOS



JOE ALLEN

29

RHP • R-R • 6-3 • 225 • SO. • 1VL
HAMPTON FALLS, N.H.
WINNACUNNET HS
COMMUNICATION

Sophomore righthander who was a long reliever and spot starter in his first season.

2023 (FRESHMAN)

All-ACC Academic selection ... Academic Honor Roll member ... had a 3-0 record, one save and a 3.94 ERA in 17 appearances (four starts) ... in 29.2 innings pitched, he allowed 33 hits (.292 opponents' batting average) and 15 walks with 33 strikeouts ... held opponents to .194 with two outs ... did not allow any of his six inherited baserunners to score ... in 6.2 innings pitched after the sixth inning, he allowed one hit and no runs with four strikeouts ... pitched 1.2 innings in relief, allowing one hit and no runs with three strikeouts against UCF on Feb. 24 ... pitched 3.0 innings in relief, allowing one run with

three strikeouts to earn his first career win against East Tennessee State on March 7 ... pitched 4.0 innings in relief, allowing no hits, no runs and one walk with two strikeouts to record his first career save in the first game of a doubleheader against Georgia State on March 11 ... pitched 2.0 innings in relief, allowing two hits and no runs with three strikeouts against College of Charleston on March 14 ... pitched 6.0 innings in his first career start, allowing six hits, two runs and one walk with six strikeouts at Kennesaw State on March 22 ... pitched a hitless and scoreless inning in relief with two strikeouts to earn the win at No. 8 Coastal Carolina on May 10 ... pitched 2.0 innings in a starting role, allowing two hits and no runs with two strikeouts to earn the win against USC Upstate on May 16 ... No. 77 freshman in the nation

ALLEN'S CAREER HIGHS

Total IP	6.0	Kennesaw State	3-22-23
Scoreless IP	4.0	Georgia State	⁽¹⁾ 3-11-23
Hits	6	Kennesaw State	3-22-23
Runs	3	South Carolina	3-4-23
Earned Runs	3	South Carolina	3-4-23
Walks	4	East Tennessee State	3-7-23
Strikeouts	6	Kennesaw State	3-22-23

in the preseason by Perfect Game ... No. 20 freshman in the ACC in the preseason by Perfect Game ... No. 30 freshman in the ACC in the preseason by D1Baseball ... top-27 ACC prospect for the 2025 draft in the preseason by Perfect Game ... played for Newport in the New England Collegiate Baseball League in the summer, when he was 0-1 with a 6.92 ERA and 10 strikeouts in 13.0 innings pitched over seven appearances (two starts).

BEFORE CLEMSON

No. 122 player and No. 36 righthander in the nation by Perfect Game ... No. 1 player in New Hampshire by Perfect Game ... state Gatorade Player-of-the-Year as a senior ... U18 USA National Team ... East Coast Pro Showcase ... Area Code Games ... lettered four times in baseball and three times in baseball at Winnacunnet High School, where he was coached by Aaron Abood.

PERSONAL

His brother, Ben, played basketball at Emerson ... majoring in communication ... born Joseph Gramza Allen on Oct. 20, 2003 in Atlanta, Ga.



ALLEN'S CAREER STATS

OVERALL

Year	ERA	W-L	APP	GS	CG	SHO/CBO	SV	IP	H	R	ER	BB	SO	AB	O/BA	WP	HBP	BK	PO	A	E	Fld%
2023	3.94	3-0	17	4	0	0/0	1	29.2	33	13	13	15	33	113	.292	7	5	0	3	5	0	1.000

ACC REGULAR SEASON

Year	ERA	W-L	APP	GS	CG	SHO/CBO	SV	IP	H	R	ER	BB	SO	AB	O/BA	WP	HBP	BK	PO	A	E	Fld%
2023	7.36	0-0	3	1	0	0/0	0	3.2	7	3	3	4	4	18	.389	3	1	0	0	0	0	----

VETERAN BIOS



B.J. BAILEY

13

LHP • L-L • 6-3 • 185 • SR • 1VL
WOODRUFF, S.C.
SPARTANBURG METHODIST COLLEGE
COMMUNICATION

Was primarily a matchup lefthander out of the bullpen in the 2023 season and suffered an injury in the fall that forced him out of action.

2023 (JUNIOR)

All-ACC Academic selection ... Academic Honor Roll member ... had a 2-2 record and 4.02 ERA in 17 relief appearances ... in 15.2 innings pitched, he allowed 18 hits (.286 opponents' batting average) and six walks with 20 strikeouts ... pitched 0.2 innings in relief, allowing no runs and no walks with one strikeout to earn the win against Charlotte on Feb. 21; was his first career appearance ... scored a run as a pinch-runner on Billy Amick's

walkoff grand slam against Georgia State on March 10 ... pitched 1.1 perfect innings in relief with two strikeouts against No. 2 Wake Forest on March 30 ... pitched 1.2 innings in relief, allowing one hit, no runs and no walks with one strikeout at Georgia on April 11 ... pitched 1.2 innings in relief, allowing one hit, no runs and no walks to earn the win against Virginia Tech in the ACC Tournament on May 24.

BEFORE CLEMSON

Played two seasons at Spartanburg Methodist College, where he was 5-3 with one save, a 3.43 ERA and 112 strikeouts in 76.0 innings pitched over 23 appearances

BAILEY'S CAREER HIGHS

Total IP	1.2	many (2)	-----
Scoreless IP	1.2	many (2)	-----
Hits	2	many (6)	-----
Runs	3	UCF	2-26-23
Earned Runs	2	Kennesaw State	4-25-23
Walks	1	many (6)	-----
Strikeouts	2	many (8)	-----
Runs	1	Georgia State	3-10-23
Hits	0	-----	-----
Doubles	0	-----	-----
Home Runs	0	-----	-----
RBI's	0	-----	-----
Walks	0	-----	-----
Steals	0	-----	-----

(11 starts) in 2021 and 2022 under Head Coach Tim Wallace ... all-region selection during his sophomore and junior seasons at Woodruff High School ... member of the district champions during his sophomore season ... lettered three times in baseball and two times in football at Woodruff High School, where he was coached by Grant Ramsey.

PERSONAL

His grandfather, Charlie Phillips, played baseball at Carson-Newman ... majoring in communication ... born Stephen Brian Bailey Jr. on Aug. 11, 2001 in Spartanburg, S.C.



BAILEY'S CAREER STATS

OVERALL

Year	ERA	W-L	APP	GS	CG	SHO/CBO	SV	IP	H	R	ER	BB	SO	AB	O/BA	WP	HBP	BK	PO	A	E	Fld%
2023	4.02	2-2	17	0	0	0/0	0	15.2	18	11	7	6	20	63	.286	0	1	0	0	2	0	1.000

Year	Avg	GP-GS	AB	R	H	2B	3B	HR	RBI	TB	Slg%	BB	HP	SO	GDP	OB%	SF	SH	SB	PO	A	E	Fld%
2023	----	1-0	0	1	0	0	0	0	0	0	-----	0	0	0	0	-----	0	0	0-0	0	2	0	1.000

ACC REGULAR SEASON

Year	ERA	W-L	APP	GS	CG	SHO/CBO	SV	IP	H	R	ER	BB	SO	AB	O/BA	WP	HBP	BK	PO	A	E	Fld%
2023	3.86	0-0	5	0	0	0/0	0	4.2	4	3	2	2	5	19	.211	0	0	0	0	1	0	1.000

VETERAN BIOS



BILLY BARLOW

30

RHP • R-R • 6-2 • 215 • *SO. • 2VL
NORTH MYRTLE BEACH, S.C.
NORTH MYRTLE BEACH HS
PARKS, RECREATION & TOURISM MANAGEMENT

Sophomore righthander who was a midweek starter most of his freshman season in 2022 before moving into weekend rotation late in the season, but missed most of the 2023 season due to injury ... in 61.0 innings pitched over 20 appearances (16 starts) and two seasons, he has a 2-5 record and 5.02 ERA while allowing 61 hits (.254 opponents' batting average) and 22 walks with 60 strikeouts.

2023 (SOPHOMORE)

Received a medical redshirt ... had an 0-1 record and an 8.10 ERA in three appearances (one start) ... in 3.1 innings pitched, he allowed six hits and no walks with three strikeouts ... No. 112 starting pitcher in the nation in the preseason by D1Baseball ... No. 35 ACC prospect for the 2024 draft in the preseason by D1Baseball.

2022 (FRESHMAN)

Had a 2-4 record and 4.84 ERA in 17 appearances (15 starts) ... in 57.2 innings pitched, he allowed 55 hits (.246 opponents' batting average) and 22 walks with 57 strikeouts ... tied for ninth in the ACC in pitching starts ... tied for the team lead in pitching starts ... had a 1-1 record, 3.98 ERA and .215 opponents' batting average in 20.1 innings pitched over five starts in ACC regular-season games ... pitched 4.1 innings in his first career start, allowing three hits and one run with seven strikeouts against College of Charleston on Feb. 22 ... pitched 6.0 innings in a starting role, allowing two hits, no earned runs and two walks with four strikeouts against Michigan State at Greenville, S.C. on March 9 ... pitched 5.0 innings in a starting role, allowing three hits, one run and one walk with five strikeouts to earn his first career win against No. 10 Georgia on April 5 ... pitched 3.0 innings in a starting role, allowing one earned run and one walk with four strikeouts against USC Upstate at Greenville, S.C. on April 12 ... pitched 3.2 innings in his first career ACC start, allowing one earned run with five strikeouts against No. 9 Florida State on April 24 ... pitched 4.2 innings in a starting role, allowing four hits, no runs and one walk with five strikeouts against No. 21 Georgia Tech on May 8 ... pitched 6.0 innings in a starting role, allowing one hit, no runs and no walks with four strikeouts to earn the win against Boston College on May 21 ... No. 122 freshman in the nation in the preseason by Perfect Game ... No. 25 freshman in the ACC in the

preseason by Perfect Game ... No. 27 freshman in the ACC in the preseason by D1Baseball.



BARLOW'S CAREER HIGHS

Total IP	6.0	many (2)	-----
Scoreless IP	6.0	Boston College	5-21-22
Hits	6	Winthrop	3-29-22
Runs	5	many (4)	-----
Earned Runs	5	many (2)	-----
Walks	3	many (3)	-----
Strikeouts	7	College of Charleston	2-22-22

BEFORE CLEMSON

All-state in baseball and football ... lettered four times in baseball and three times in football at North Myrtle Beach High School, where he was coached by Brian Alderson.

PERSONAL

Majoring in parks, recreation & tourism management ... born William Dixon Barlow Jr. on May 30, 2003 in Florence, S.C.

BARLOW'S CAREER STATS

OVERALL

Year	ERA	W-L	APP	GS	CG	SHO/CBO	SV	IP	H	R	ER	BB	SO	AB	O/BA	WP	HBP	BK	PO	A	E	Fld%
2022	4.84	2-4	17	15	0	0/2	0	57.2	55	40	31	22	57	224	.246	5	7	0	0	5	4	.556
2023	8.10	0-1	3	1	0	0/0	0	3.1	6	3	3	0	3	16	.375	0	0	0	0	1	0	1.000
Totals	5.02	2-5	20	16	0	0/2	0	61.0	61	43	34	22	60	240	.254	5	7	0	0	6	4	.600

ACC REGULAR SEASON

Year	ERA	W-L	APP	GS	CG	SHO/CBO	SV	IP	H	R	ER	BB	SO	AB	O/BA	WP	HBP	BK	PO	A	E	Fld%
2022	3.98	1-1	5	5	0	0/1	0	20.1	17	13	9	7	19	79	.215	4	2	0	0	2	0	1.000
2023	27.00	0-0	1	0	0	0/0	0	0.1	1	1	1	0	0	2	.500	0	0	0	0	0	0	-----
Totals	4.35	1-1	6	5	0	0/1	0	20.2	18	14	10	7	19	81	.222	4	2	0	0	2	0	1.000

VETERAN BIOS



TRISTAN BISSETTA

27

OF • L-L • 6-1 • 225 • *SO. • 1VL
GREENVILLE, S.C.
J.L. MANN HS
FINANCIAL MANAGEMENT

Outfielder who has good power ... one of the strongest players on the team ... two-time Academic Honor Roll member.

2023 (REDSHIRT FRESHMAN)

Academic Honor Roll member ... hit .154 with a double, RBI, .231 slugging percentage, .214 on-base percentage and walk in 12 games (three starts, including two in right field and one as the DH) ... hit a pinch-hit single at Georgia Tech on March 25; was his first career hit ...

played for Lexington County in the Coastal Plain League in the summer, when he hit .095 with a run.

2022 (FRESHMAN)

Redshirted ... ACC Academic Honor Roll member ... No. 109 freshman in the ACC in the preseason by Perfect Game ... played for Charlottesville in the Valley League in the summer, when he hit .185 with a homer, two doubles, three RBIs, three runs and two steals in nine games, then played for Lexington County in the Coastal

BISSETTA'S CAREER HIGHS

Runs	0		
Hits	1	many (2)	
Doubles	1	Notre Dame	4-16-23
Home Runs	0		
RBIs	1	Notre Dame	4-16-23
Walks	1	Georgia Tech	3-26-23
Steals	0		

Plain League, where he hit .254 with a team-tying-high five homers, three doubles, 10 RBIs, 18 runs and three steals in 24 games.

BEFORE CLEMSON

North-South All-Star Game selection ... region player-of-the-year during his senior season ... Greenville News Male Athlete-of-the-Year during his senior season ... hit 10 home runs in 29 games during his senior season ... lettered six times in swimming and three times in baseball at J.L. Mann High School, where he was coached by Brian Simpson.

PERSONAL

His father, Jack, played basketball at SUNY Potsdam ... majoring in financial management ... born Tristan Albert Bissetta on May 27, 2003 in Greenville, S.C.



BISSETTA'S CAREER STATS

OVERALL

Year	Avg	GP-GS	AB	R	H	2B	3B	HR	RBI	TB	Slg%	BB	HP	SO	GDP	OB%	SF	SH	SB	PO	A	E	Fld%
2023	.154	12-3	13	0	2	1	0	0	1	3	.231	1	0	6	0	.214	0	0	0-0	2	0	0	1.000

ACC REGULAR SEASON





Year	Avg	GP-GS	AB	R	H	2B	3B	HR	RBI	TB	Slg%	BB	HP	SO	GDP	OB%	SF	SH	SB	PO	A	E	Fld%
2023	.250	6-2	8	0	2	1	0	0	1	3	.375	1	0	4	0	.333	0	0	0-0	1	0	0	1.000

VETERAN BIOS



COOPER BLAUSER

4

 **INF • R-R • 6-0 • 195 • *FR. • RS**
 **JOHNS CREEK, GA.**
 **WESLEYAN SCHOOL**
 **FINANCIAL MANAGEMENT**

Redshirt freshman infielder who will compete for a starting spot in 2024.

2023 (FRESHMAN)

Redshirted ... No. 374 freshman in the nation in the preseason according to Perfect Game ... No. 81 fresh-

man in the ACC in the preseason according to Perfect Game ... played for Lexington County in the Coastal Plain League during the summer, when he batted .321 with eight doubles, a triple, 22 RBIs, 28 runs and 11 stolen bases in 32 games; Coastal Plain League All-Star Game selection.

BEFORE CLEMSON

No. 448 player and No. 104 shortstop in the nation according to Perfect Game ... No. 44 player and No. 13 shortstop in Georgia according to Perfect Game ... Georgia Dugout Club All-Star selection ... second-team All-American according to Collegiate Baseball ... member of the state championship team during his senior season ... lettered four times in baseball and three times in football at Wesleyan School, where he was coached by Brian Krehmeyer.

PERSONAL

His father, Jeff, played baseball at Sacramento City College and in the major leagues with the Atlanta Braves; in 13 seasons (1987-99) in the major leagues with the Atlanta Braves (11) and Chicago Cubs (2), he batted .262 with 217 doubles, 33 triples, 122 home runs, 513 RBIs, 691 runs, 569 walks, a .354 on-base percentage, .406 slugging percentage and 65 stolen bases in 1,407 games; All-Star Game selection during the 1993 and 1997 seasons ... majoring in financial management ... born Cooper Hayes Blauser on March 24, 2003 in Johns Creek, Ga.



VETERAN BIOS



CAM CANNARELLA

10

OF • L-R • 6-0 • 180 • SO. • 1VL
HARTSVILLE, S.C.
HARTSVILLE HS
SPORTS COMMUNICATION

Sophomore outfielder who showed consistency at the top of the lineup as a freshman in 2023 ... everyday starter in center field who had never played in the outfield prior to spring practice in 2023 ... fourth in Tiger history in batting average (.388) ... preseason first-team All-American by D1Baseball ... preseason second-team All-American by Perfect Game ... preseason first-team All-ACC by Perfect Game ... No. 4 sophomore in the nation in the preseason by Perfect Game ... No. 7 prospect for the 2025 draft in the preseason by Perfect Game ... No. 1 college prospect for the 2025 draft in the preseason by Baseball America ... No. 1 ACC prospect for the 2025 draft in the preseason by D1Baseball and Perfect Game.

2023 (FRESHMAN)

First-team freshman All-American by Baseball America, D1Baseball and Perfect Game ... freshman All-American by Collegiate Baseball ... second-team freshman All-

American by NCBWA ... second-team All-Atlantic Region by ABCA ... ACC Freshman-of-the-Year ... First-Team All-ACC selection ... All-ACC Freshman selection ... won the team's Newcomer Award ... hit .388 with 72 runs, 16 doubles, three triples, seven homers, 47 RBIs, a .560 slugging percentage, .462 on-base percentage, 33 walks, four hit-by-pitches and 24 steals in 59 games (59 starts in center field) ... tied for eighth in Tiger history in singles (71) ... tied for 15th in the nation in hits (97) and 17th in hits per game (1.64); first in the nation in hits among freshmen; third in the nation in batting average among freshmen and first among Power 5 Conference freshmen ... second in the ACC in hits per game, third in runs per game (1.22), third in steals, fourth in steals per game (0.41), tied for fourth in hits, fifth in batting average, sixth in runs and tied for sixth in triples ... led the team in runs, hits, triples and multiple-hit games (28) ... Clemson was 38-10 when he started as the leadoff batter ... his 97 hits and 72 runs were the most by a Tiger since 2010 ... had seven three-hit games, three four-hit games and two five-hit games ... had 10 multiple-RBI games ... hit an ACC-high .408 with three homers, seven doubles, 15 RBIs, 29 runs and nine steals in 27 ACC regular-season games ... reached base via a hit or walk in 57 of his 59 games ... earned All-ACC Tournament honors by going 5-for-17 (.294) with a homer, two triples, a double, four RBIs, six runs, a .429 on-base percentage and a steal in four games ... Clemson Regional All-Tournament selection by going 4-for-9 (.444) with a homer, two doubles, four RBIs, two runs and a .545 on-base percentage in two games ... began his college career on a 14-game hitting streak and 30-game on-base streak ... went 1-for-3 with an RBI, two runs, a walk and steal against Binghamton on Feb. 17; was his first career game ... hit a go-ahead, run-scoring double in the eighth inning and came around to score the eventual decisive run against Binghamton on Feb. 18 ... went 4-for-5 with a triple, three RBIs, three runs, a walk and steal against Binghamton on Feb. 19 ... went 3-for-4 with two doubles and an RBI against No. 23 South Carolina on March 3; received the Bob Bradley Award, as he was 6-for-13 (.462) with three doubles, two RBIs, a run and steal in the three-game series ... hit his first career homer and had two RBIs against East Tennessee State on March 7 ... went 2-for-4 with a double, three RBIs and a walk against Presbyterian on March 8 ... went 5-for-6 with a team-season-high four runs against Georgia State on March 10; joined Cooper Ingle to become the first Tigers with five hits in a game since 2012 and the first Tiger duo with five hits apiece in the

CANNARELLA'S CAREER HIGHS

Runs	4	Georgia State	3-10-23
Hits	5	many (2)	-----
Doubles	2	many (3)	-----
Home Runs	1	many (7)	-----
RBIs	4	many (2)	-----
Walks	3	many (3)	-----
Steals	2	many (2)	-----

same game since 1982 ... went 1-for-3 with three runs, a walk, hit-by-pitch and two steals in the second game of a doubleheader against Georgia State on March 11; was 6-for-11 (.545) with eight runs, a .688 on-base percentage and three steals in the series ... went 5-for-6 with two doubles, two RBIs, three runs and a steal in the second game of a doubleheader against Duke on March 18 ... went 2-for-5 with a double and two runs against Duke on March 19 ... went 1-for-4 with a three-run walkoff homer, two runs, a walk and steal against Winthrop on March 21 ... went 2-for-4 with two RBIs, three runs, a walk and steal against College of Charleston at Columbia, S.C. on March 28 ... went 3-for-5 with two steals against No. 2 Wake Forest on March 31 ... went 2-for-4 with three RBIs, three runs, a hit-by-pitch and steal against No. 17 Coastal Carolina on April 4 ... went 1-for-2 with a run and three walks at Florida State on April 6 ... hit a homer at Florida State on April 7 ... went 4-for-5 with two runs at Florida State on April 8; was 6-for-12 with four runs and a .600 on-base percentage in the series ... went 3-for-5 with an RBI against Notre Dame on April 14 ... went 2-for-5 with a double, RBI and two runs against Notre Dame on April 15 ... went 2-for-4 with two runs and a walk against Georgia on April 18 ... went 3-for-5 with a homer and two runs at NC State on April 23 ... went 2-for-4 with an RBI, two runs and a walk in the first game of a doubleheader at No. 11 Boston College on April 28 ... went 4-for-5 with a run against No. 22 Louisville on May 5 ... went 2-for-5 with a homer, double, four RBIs and two runs at Virginia Tech on May 12 ... went 2-for-5 with a double and two runs at Virginia Tech on May 13 ... went 3-for-5 with two runs and a steal at Virginia Tech on May 14 ... went 1-for-1 with an RBI, a run, three walks and a steal against North Carolina on May 19 ... went 3-for-4 with a steal against North Carolina on May 20; was 5-for-10 with two RBIs, two runs, three walks and two steals in the series ... went 2-for-5 with a team-season-high two triples, two RBIs, a run and walk against North Carolina in the ACC Tournament on May 27 ... went 1-for-4 with a homer, three runs and a walk against No. 7 Miami (Fla.) in the ACC Tournament on May 28 ... went 3-for-5 with a homer, two doubles, four RBIs and a walk against No. 9 Tennessee in the Clemson Regional on June 3 ... invited to try out during the USA Collegiate National Team training camp in June.

BEFORE CLEMSON

No. 125 shortstop in the nation by Perfect Game ... No. 12 player and No. 4 shortstop in South Carolina by Perfect Game ... lettered in baseball at Hartsville High School, where he was coached by Tony Gainey.

PERSONAL

His mother, Holley, played tennis at South Carolina ... majoring in sports communication ... born Cameron Glover Cannarella on Sept. 6, 2003 in Lexington, S.C.

CANNARELLA'S CAREER STATS

OVERALL																			
Year	Avg	GP-GS	AB	R	H	2B	3B	HR	RBI	TB	Slg%	BB	HP	SO	GDP	OB%	SF	SH	SB
2023	.388	59-59	250	72	97	16	3	7	47	140	.560	33	4	39	6	.462	3	0	24-29
ACC REGULAR SEASON																			
Year	Avg	GP-GS	AB	R	H	2B	3B	HR	RBI	TB	Slg%	BB	HP	SO	GDP	OB%	SF	SH	SB
2023	.408	27-27	120	29	49	7	0	3	15	65	.542	12	1	19	2	.463	1	0	9-11

VETERAN BIOS



NICK CLAYTON

20

RHP • R-R • 6-5 • 205 • ^*SR • 4VL
YORK, S.C.
YORK COMPREHENSIVE HS
PARKS, RECREATION & TOURISM MANAGEMENT

Senior righthander who was one of Clemson's top relievers in 2020 and 2021 ... was a weekend starter during the first half of 2022, but was back in the bullpen in 2023 with his new delivery from the side as one of the team's top relievers; started working on his new delivery in February 2023... two-time Academic Honor Roll member ... in 126.1 innings pitched over 60 appearances (10 starts) and four seasons, he has a 15-3 record, one save and a 3.99 ERA while allowing 114 hits (.240 opponents' batting average) and 58 strikeouts with 124 strikeouts ... eighth in Tiger history in winning percentage (83.3).

2023 (REDSHIRT JUNIOR)

Won the Stowe Award, given to the team's most valuable pitcher ... All-ACC Academic selection ... Academic Honor Roll member ... had an 8-0 record and a 3.17 ERA in 24 relief appearances ... in 48.1 innings pitched, he allowed 35 hits (.207 opponents' batting average) and 27 walks with 53 strikeouts ... tied for sixth in Tiger history in wins without a loss ... tied for fourth in the ACC in wins ... tied for the team lead in wins ... his eight wins were the most without a loss in a season by a Tiger since 2006 ... had a 5-0 record, 2.84 ERA, .198 opponents' batting average and 36 strikeouts in 31.2 innings pitched over 13 relief appearances in ACC regular-season games ... pitched 3.0 perfect innings in relief with four strikeouts to earn the win against Winthrop on March 21 ... pitched 2.2 innings in relief, allowing one hit and no runs with three strikeouts at Florida State on April 8 ... pitched 3.0 innings in relief, allowing two hits, no runs and no walks with three strikeouts to earn the win against Notre Dame on April 16 ... pitched 4.0 innings in relief, allowing two hits with two strikeouts to earn the win in the first game of a doubleheader at No. 11 Boston College on April 28 ... pitched 1.1 innings in relief with three strikeouts to earn the win against No. 22 Louisville on May 6 ... pitched 3.0 innings in relief, allowing one hit and no runs with one strikeout to earn the win at Virginia Tech on May 13 ... pitched 2.2 scoreless innings in relief with two strikeouts to earn the win against North Carolina on May 18 ... pitched 2.0 innings in relief with four strikeouts to earn the win against Lipscomb in the Clemson Regional on June 2.

2022 (REDSHIRT SOPHOMORE)

ACC Academic Honor Roll member ... had an 0-1 record and a 5.97 ERA in 12 appearances (nine starts) ... in 31.2 innings pitched, he allowed 40 hits (.301 opponents' batting average) and 15 walks with 23 strikeouts ... pitched 4.2 innings in a starting role, allowing four hits, one run and one walk with four strikeouts against South Carolina on March 6.

2021 (REDSHIRT FRESHMAN)

Had a 6-2 record and a 4.30 ERA in 18 appearances (one start) ... in 37.2 innings pitched, he allowed 35 hits (.241 opponents' batting average) and 12 walks with 40 strikeouts ... tied for ninth in the ACC in wins ... led the team in wins ... pitched 2.1 innings in relief, allowing two hits and no walks with five strikeouts to earn the win against East Tennessee State on March 2 ... pitched 2.1 perfect innings in relief with five strikeouts against Georgia State on March 16 ... pitched 3.0 innings in relief, allowing one hit, no runs and no walks with three strikeouts against No. 13 Virginia Tech on March 21 ... pitched 1.1 innings in relief, allowing one hit with two strikeouts to earn the win against Georgia Southern at North Augusta, S.C. on March 23 ... pitched 2.1 innings in relief, allowing one hit and no runs with two strikeouts to earn the win in the first game of a doubleheader against Boston College on March 27 ... pitched 4.0 innings in relief, allowing two hits and no runs with four strikeouts to earn the win at NC State on April 2 ... pitched 1.1 innings in relief, allowing one hit and no walks with one strikeout to earn the win in the first game of a doubleheader against Wake Forest on April 25 ... pitched 4.0 innings in relief, allowing two hits, no runs and no walks with two strikeouts to earn the win against USC Upstate on May 5 ... played for Wareham in the Cape Cod League in the summer, when he had a 3.43 ERA and 15 strikeouts against five walks in 18.1 innings pitched over five appearances (four starts).

2020 (FRESHMAN)

Received a redshirt when the NCAA with the season's suspension on March 12 and cancellation due to a coronavirus (COVID-19) pandemic ... had a 1-0 record,

CLAYTON'S CAREER HIGHS

Total IP	4.2	many (4)	-----
Scoreless IP	4.0	many (2)	-----
Hits	7	NC State	4-3-22
Runs	5	many (2)	-----
Earned Runs	4	many (2)	-----
Walks	5	many (2)	-----
Strikeouts	8	many (2)	-----

one save and an 0.00 ERA in six relief appearances ... in 8.2 innings pitched, he allowed four hits (.143 opponents' batting average), no homers and four walks with eight strikeouts ... did not allow a steal in four attempts ... did not allow an extra-base hit ... pitched 2.0 innings in relief, allowing one hit and no runs with two strikeouts to record the save against Liberty on Feb. 15; was his first career appearance ... pitched 2.0 innings in relief, allowing two hits, no runs and no walks with three strikeouts to earn his first career win against Stony Brook on Feb. 22 ... pitched 2.1 innings in relief, allowing no hits and no earned runs with one strikeout against Winthrop on March 11.

BEFORE CLEMSON

All-state selection ... region pitcher-of-the-year ... team MVP ... lettered four times in baseball at York Comprehensive High School, where he was coached by Eddie Tisdale and Tripper Crisson.

PERSONAL

His cousins, Chad and Drew, played baseball at USC Lancaster ... graduated May 11, 2023 with a degree in parks, recreation & tourism management ... born Nicholas Bryant Clayton on April 10, 2001 in York, S.C.



CLAYTON'S CAREER STATS

OVERALL

Year	ERA	W-L	APP	GS	CG	SHO/CBO	SV	IP	H	R	ER	BB	SO	AB	O/BA	WP	HBP	BK	PO	A	E	Fld%
2020	0.00	1-0	6	0	0	0/2	1	8.2	4	1	0	4	8	28	.143	1	0	0	0	0	2	.000
2021	4.30	6-2	18	1	0	0/0	0	37.2	35	21	18	12	40	145	.241	2	1	1	3	7	0	1.000
2022	5.97	0-1	12	9	0	0/0	0	31.2	40	25	21	15	23	133	.301	6	4	0	1	10	0	1.000
2023	3.17	8-0	24	0	0	0/0	0	48.1	35	17	17	27	53	169	.207	6	5	0	1	13	0	1.000
Totals	3.99	15-3	60	10	0	0/2	1	126.1	114	64	56	58	124	475	.240	15	10	1	5	30	2	.946

ACC REGULAR SEASON

Year	ERA	W-L	APP	GS	CG	SHO/CBO	SV	IP	H	R	ER	BB	SO	AB	O/BA	WP	HBP	BK	PO	A	E	Fld%
2021	4.26	3-2	12	1	0	0/0	0	25.1	28	15	12	10	25	102	.275	0	0	1	2	4	0	1.000
2022	5.54	0-0	5	4	0	0/0	0	13.0	16	10	8	9	10	55	.291	3	1	0	0	4	0	1.000
2023	2.84	5-0	13	0	0	0/0	0	31.2	22	10	10	21	36	111	.198	5	4	0	0	9	0	1.000
Totals	3.86	8-2	30	5	0	0/0	0	70.0	66	35	30	40	71	268	.246	8	5	1	2	17	0	1.000

VETERAN BIOS



BRODEY CONN

40

🐾 UT • L-R • 6-0 • 205 • *FR. • RS
🐾 CLEMSON, S.C.
🐾 D.W. DANIEL HS
🐾 FINANCIAL MANAGEMENT

Redshirt freshman utility player ... member of the 2022 and 2023 Clemson football team as a safety and punter, as he also wears #40 in football.

2023 (FOOTBALL (REDSHIRT FRESHMAN))

Did not appear in a game.

2023 (BASEBALL (FRESHMAN))

Redshirted as a member of the developmental squad ... No. 166 freshman in the ACC in the preseason by Perfect Game.

2022 (FOOTBALL (FRESHMAN))

Played one game on special teams against Louisiana Tech on Sept. 17 ... suffered a season-ending injury midseason.


BEFORE CLEMSON

No. 274 second baseman in the nation by Perfect Game ... No. 28 player and No. 9 second baseman in South

Carolina according to Perfect Game ... all-state during his senior season ... all-region selection as a senior ... team MVP during his senior season ... North-South All-Star Game selection ... All-Mountain Lakes as a junior and senior ... Palmetto Games in 2020 and 2021 ... team offensive MVP as a junior ... all-state in football as a senior ... all-region in football as a junior and senior ... All-Mountain Lakes in football as a junior and senior ... lettered four times in baseball and three times in football at D.W. Daniel High School, where he was coached by David Weathers.

PERSONAL

His father, Mickey, is Clemson's co-defensive coordinator and safeties coach; played football at Alabama ... his cousin, Chase Brice, was a quarterback at Clemson in the 2018 and 2019 seasons before transferring to Duke and Appalachian State ... majoring in financial management ... born Brodey Charles Conn on Aug. 30, 2003 in Snellville, Ga.



NICK COUCH

32

🐾 C/OF • R-R • 5-10 • 180 • **JR. • SQ
🐾 GREENVILLE, S.C.
🐾 SPARTANBURG METHODIST COLLEGE
🐾 MARKETING

Junior catcher and outfielder who is in his second season in the program.

2023 (DOUBLE REDSHIRT SOPHOMORE)

Redshirted as a member of the developmental squad.

BEFORE CLEMSON

Was 3-for-10 (.300) at the plate with two doubles, five RBIs and four runs in eight games over two seasons (2020,21) at Spartanburg Methodist College under Head Coach Tim Wallace ... earned first-team Academic

All-America accolades at Spartanburg Methodist College during the 2021 season ... all-state selection at J.L. Mann High School ... lettered two times in baseball at J.L. Mann High School, where he was coached by Brian Simpson.

PERSONAL

His father, Bobby, played football at Wofford from 1985-89 and was a senior associate director of IPTAY (2005-22) ... majoring in marketing ... born Nicholas Roper Couch on June 28, 2001 in Greenville, S.C.



VETERAN BIOS



JACK CRIGHTON

3

OF • R-R • 6-3 • 190 • SO. • 1VL
 ROCHESTER HILLS, MICH.
 ORCHARD LAKE ST. MARY'S PREPARATORY
 FINANCIAL MANAGEMENT

Sophomore outfielder who came on late in the 2023 season to become the predominant starter in right field.

2023 (FRESHMAN)

All-ACC Academic selection ... Academic Honor Roll member ... hit .239 with 10 runs, three doubles, three RBIs, a .284 slugging percentage, .311 on-base percentage, five walks, two hit-by-pitches and four steals in 34 games (16 starts, including 12 in right field, three in left field and one as the DH) ... Clemson had a 15-1 record in his 16 starts ... hit .289 with a .400 on-base percentage in 22 home games (10 starts) ... went 2-for-2 with the go-ahead run in the seventh inning off the bench

against No. 22 Louisville on May 5 ... went 1-for-2 with a double, run and two walks against No. 22 Louisville on May 6 ... went 2-for-2 with a double, two runs, a walk, hit-by-pitch and steal against No. 22 Louisville on May 7; was 5-for-6 (.833) with two doubles, four runs, three walks, a hit-by-pitch and a .900 on-base percentage in the series ... went 2-for-3 with a double, two RBIs and a steal against No. 19 Boston College in the ACC Tournament on May 26 ... top-100 freshman in the nation in the preseason by Perfect Game ... No. 36 freshman in the ACC in the preseason by Perfect Game ... No. 46 freshman in the ACC in the preseason by D1Baseball ... top-27 ACC prospect for the 2025 draft

CRIGHTON'S CAREER HIGHS

Runs	2	Louisville	5-7-23
Hits	2	many (4)	-----
Doubles	1	many (3)	-----
Home Runs	0	-----	-----
RBIs	2	Boston College	5-26-23
Walks	2	Louisville	5-6-23
Steals	1	many (4)	-----

in the preseason by Perfect Game ... played for Traverse City in the Northwoods League in the summer, when he hit .276 with nine doubles, a triple, 14 RBIs, 22 runs and 13 steals in 35 games.

BEFORE CLEMSON

No. 249 player and No. 14 third baseman in the nation by Perfect Game ... No. 7 player and No. 1 third baseman in Michigan by Perfect Game ... Michigan All-Star selection as a senior ... first-team all-state as a senior ... academic all-state as a senior ... member of three state title and three conference title teams ... lettered four times in baseball and four times in basketball at Orchard Lake St. Mary's Preparatory, where he was coached by Matt Petry.

PERSONAL

His father, Brad, played baseball at College of the Ozarks ... his mother, Courtney, played basketball at Oakland ... majoring in financial management ... born Jack James Crighton on Sept. 5, 2003 in Troy, Mich.



CRIGHTON'S CAREER STATS

OVERALL

Year	Avg	GP-GS	AB	R	H	2B	3B	HR	RBI	TB	Slg%	BB	HP	SO	GDP	OB%	SF	SH	SB	PO	A	E	Fld%
2023	.239	34-16	67	10	16	3	0	0	3	19	.284	5	2	14	0	.311	0	2	4-5	24	1	1	.962

ACC REGULAR SEASON

Year	Avg	GP-GS	AB	R	H	2B	3B	HR	RBI	TB	Slg%	BB	HP	SO	GDP	OB%	SF	SH	SB	PO	A	E	Fld%
2023	.250	16-9	36	6	9	2	0	0	0	11	.306	3	1	5	0	.325	0	1	2-3	14	1	0	1.000

VETERAN BIOS



ETHAN DARDEN

39

LHP • L-L • 6-0 • 160 • SO • 1VL
 ROCK HILL, S.C.
 NORTHWESTERN HS
 PARKS, RECREATION & TOURISM MANAGEMENT

Sophomore lefthander who started the 2023 season as a long reliever, but moved into the weekend rotation midway through the season and helped stabilize the pitching staff.

2023 (FRESHMAN)

Had a 3-2 record and 5.53 ERA in 19 appearances (12 starts) ... in 55.1 innings pitched, he allowed 60 hits (.269 opponents' batting average) and 23 walks with 45 strikeouts ... Clemson had an 11-1 record in his 12 starts ... had 85 groundball outs compared to 29 flyball outs ... had a 3-0 record and 4.33 ERA in eight

appearances (six starts) away from home ... pitched 3.0 innings in relief, allowing one hit, one run and one walk with three strikeouts against USC Upstate at Greenville, S.C. on Feb. 28 ... pitched 6.0 innings in a starting role, allowing six hits and one walk with five strikeouts against Winthrop on March 21 ... pitched 5.0 innings in a starting role, allowing one run with seven strikeouts to earn his first career win against College of Charleston at Columbia, S.C. on March 28 ... pitched 3.0 innings in a starting role, allowing two hits, one earned run and one walk with two strikeouts against No. 17 Coastal Carolina on April 4 ... pitched 5.0 innings in a starting

DARDEN'S CAREER HIGHS

Total IP	6.0	many (3)	-----
Scoreless IP	5.0	Florida State	4-7-23
Hits	8	NC State	4-21-23
Runs	5	many (3)	-----
Earned Runs	5	many (3)	-----
Walks	3	Virginia Tech	5-12-23
Strikeouts	7	College of Charleston	3-28-23

role, allowing four hits, no runs and one walk with two strikeouts to earn the win at Florida State on April 7 ... pitched 6.0 innings in a starting role, allowing one run and no walks with three strikeouts to earn the win at NC State on April 21 ... pitched 6.0 innings in a starting role, allowing three hits and two walks with six strikeouts against No. 22 Louisville on May 5 ... No. 175 freshman in the ACC in the preseason by Perfect Game.

BEFORE CLEMSON

No. 193 lefthander in the nation by Perfect Game ... No. 32 player and No. 7 lefthander in South Carolina by Perfect Game ... lettered in baseball at Northwestern High School, where he was coached by Ryan Hunt.

PERSONAL

Majoring in parks, recreation & tourism management ... born Ethan Lynn Darden on Nov. 6, 2003 in Rock Hill, S.C.



DARDEN'S CAREER STATS

OVERALL

Year	ERA	W-L	APP	GS	CG	SHO/CBO	SV	IP	H	R	ER	BB	SO	AB	O/BA	WP	HBP	BK	PO	A	E	Fld%
2023	5.53	3-2	19	12	0	0/0	0	55.1	60	37	34	23	45	223	.269	5	9	0	2	13	1	.938

ACC REGULAR SEASON

Year	ERA	W-L	APP	GS	CG	SHO/CBO	SV	IP	H	R	ER	BB	SO	AB	O/BA	WP	HBP	BK	PO	A	E	Fld%
2023	6.14	2-1	8	7	0	0/0	0	29.1	34	20	20	13	19	120	.283	2	3	0	0	3	0	1.000



VETERAN BIOS



JOSH DAVIS

53

🐾 RHP • R-R • 6-1 • 205 • *SO. • SQ
 🐾 GOOSE CREEK, S.C.
 🐾 STRATFORD HS
 🐾 ELEMENTARY EDUCATION

Sophomore righthander who is in his third season in the program.

2023 (REDSHIRT FRESHMAN)

Member of the developmental squad ... played for Amsterdam in the Perfect Game Collegiate Baseball League in the summer, when he was 2-0 with a 3.76 ERA and 10 strikeouts in 14.1 innings pitched over 11 relief appearances.

2022 (FRESHMAN)

Redshirted ... ACC Academic Honor Roll member.

BEFORE CLEMSON

North-South All-Star Game selection ... all-region as a sophomore and senior ... all-state and all-region in football as a senior ... lettered five times in baseball and two times in football at Stratford High School, where he was coached by Brandon Beckman.

PERSONAL

His father, Jon, played football at Catawba ... his mother, Lynette, played field hockey at Catawba ... his brother, J.D. played baseball at The Citadel (2017-19) and Nicholls (2021) ... majoring in elementary education ... born Joshua Robert Davis on April 12, 2002 in Mount Pleasant, S.C.



JAY DILLARD

21

🐾 INF • R-R • 5-9 • 185 • *FR. • RS
 🐾 ANDERSON, S.C.
 🐾 T.L. HANNA HS
 🐾 SPORTS COMMUNICATION

Redshirt freshman who will compete for a starting infield position.

2023 (FRESHMAN)

Redshirted ... Academic Honor Roll member ... No. 142 freshman in the ACC in the preseason by Perfect Game ... played for Asheboro in the Coastal Plain League in the summer, when he hit .282 with two doubles, a triple, homer, 14 RBIs, 25 runs and five steals in 20 games.

BEFORE CLEMSON

No. 202 shortstop in the nation by Perfect Game ... No. 22 player and No. 8 shortstop in South Carolina by Perfect Game ... all-state and all-region selection ... region MVP ... member of the district championship team ... starting quarterback as a senior ... lettered four times in baseball and one time in football at T.L. Hanna High School, where he was coached by Daniel Crenshaw.

PERSONAL

His great grandfather, Bill, played football at Clemson from 1932-34 and is a member of the Clemson Hall of Fame ... majoring in sports communication ... born Jason Kenneth Dillard on May 10, 2004 in Anderson, S.C.



VETERAN BIOS



NATHAN DVORSKY

41

RHP • R-R • 6-1 • 190 • SO. • 1VL
SUWANEE, GA.
LAMBERT HS
PRE-BUSINESS

Sophomore righthander who saw limited action out of the bullpen in 2023.

2023 (FRESHMAN)

Academic Honor Roll member ... had a 1-0 record and 12.00 ERA in three relief appearances ... in 3.0 innings pitched, he allowed four hits (.286 opponents' batting

average) and three walks with three strikeouts ... pitched 2.0 hitless and scoreless innings in relief with three strikeouts to earn the win against Presbyterian on March 8; was his first career appearance ... No. 174 freshman in the ACC during the preseason according to Perfect Game ... played for Traverse City in the Northwoods League during the summer, when he was 1-1 with a

DVORSKY'S CAREER HIGHS

Total IP	2.0	Presbyterian	3-8-23
Scoreless IP	2.0	Presbyterian	3-8-23
Hits	2	many (2)	-----
Runs	3	Georgia State	(2)3-11-23
Earned Runs	3	Georgia State	(2)3-11-23
Walks	1	many (3)	-----
Strikeouts	3	Presbyterian	3-8-23

6.21 ERA and 26 strikeouts in 42.0 innings pitched over 12 appearances.

BEFORE CLEMSON

No. 570 righthander in the nation by Perfect Game ... No. 153 player and No. 48 righthander in Georgia by Perfect Game ... first-team all-region as a senior ... pitched a no-hitter as a senior ... lettered three times in baseball at Lambert High School, where he was coached by Rick Howard.

PERSONAL

Majoring in pre-business ... born Nathan Alan Dvorsky on May 13, 2004 in Naperville, Ill.



DVORSKY'S CAREER STATS

OVERALL																			
Year	ERA	W-L	APP	GS	CG	SHO/CBO	SV	IP	H	R	ER	BB	SO	AB	O/BA	WP	HBP	BK	PO
2023	12.00	1-0	3	0	0	0/0	0	3.0	4	5	4	3	3	14	.286	2	0	0	0



VETERAN BIOS



REED GARRISS

15

RHP • R-R • 6-0 • 215 • JR. • 2VL
MOUNT PLEASANT, S.C.
WANDO HS
PARKS, RECREATION & TOURISM MANAGEMENT

Junior righthander who was the third-string catcher most of the 2022 season, but was thrust into action late in the season due to injuries to Cooper Ingle and Jonathan French ... did not pitch in 2022, but became one of the team's top relievers in 2023.

2023 (SOPHOMORE)

All-ACC Academic selection ... Academic Honor Roll member ... had a 4-0 record and 2.12 ERA in 27 relief appearances ... in 29.2 innings pitched, he allowed 19 hits (.181 opponents' batting average), a homer and 13 walks with 39 strikeouts ... led the team in ERA, appearances, opponents' batting average and WHIP (1.18) ... did not throw a wild pitch ... did not allow more than two hits or more than one run in any of his 27 appearances ... allowed only eight of 30 inherited baserunners to score ... held opponents to .145 with runners on base and .143 with runners in scoring position ... had a 2-0 record, 1.02 ERA, .133 opponents' batting average and 20 strikeouts in 17.2 innings pitched over 16 relief appearances at home ... had a 2-0 record, 2.08 ERA, .178 opponents' batting average and 13 strikeouts in 13.0 innings pitched in 11 relief appearances in ACC regular-season games ... pitched a perfect eighth inning with one strikeout against Binghamton on Feb. 19; was his first career appearance ... pitched 2.1 innings in relief, allowing one hit, no runs and no walks with five strikeouts against Presbyterian on March 8 ... pitched 1.2 perfect innings in relief with three strikeouts to earn his first career win in the first game of a doubleheader against Georgia State on March 11 ... pitched 2.0 innings in relief, allowing one hit, no runs and no walks with one strikeout in the first game of a doubleheader against Duke on March 18 ... pitched 2.0 innings in relief, allowing two hits, no runs and no walks with three strikeouts to earn the win at Kennesaw State on March 22 ... pitched 1.1 innings in relief, allowing one hit, no runs and no walks with four strikeouts to earn the win at NC State on April 22 ... pitched 1.2 hitless and scoreless innings in relief with one strikeout to earn the win against No. 22 Louisville on May 5 ... pitched 1.1 innings in relief, allowing one hit and no runs with two strikeouts at Virginia Tech on May 12 ... pitched 1.1 innings in relief, allowing no hits, no runs and no walks with one strikeout at Virginia Tech on May 14 ... pitched

1.1 hitless and scoreless innings in relief against North Carolina on May 19.

2022 (FRESHMAN)

Hit .231 with five runs, a homer, three RBIs, a .462 slugging percentage, .412 on-base percentage, two walks and two hit-by-pitches in seven games (four starts at catcher) ... hit a run-scoring single for his first career hit and RBI and added a run and walk in his first career start against Boston College on May 20 ... went 2-for-2 with his first career homer, two RBIs, three runs, a walk and hit-by-pitch against Boston College on May 21 ... No. 110

GARRISS' CAREER HIGHS

Total IP	2.1	Presbyterian	3-8-23
Scoreless IP	2.1	Presbyterian	3-8-23
Hits	2	many (5)	-----
Runs	1	many (8)	-----
Earned Runs	1	many (7)	-----
Walks	2	many (3)	-----
Strikeouts	5	Presbyterian	3-8-23

freshman in the ACC in the preseason by Perfect Game ... played for Strasburg in the Valley League in the summer, when he hit .276 with a double, six RBIs and five runs in 13 games; was 1-1 with a 4.15 ERA and 18 strikeouts in 13.0 innings pitched over seven appearances (two starts); North Division All-Valley League selection.

BEFORE CLEMSON

North-South All-Star Game selection ... Coastal Invitational Tournament MVP as a junior ... three-time all-state selection ... four-time all-region selection ... lettered four times in baseball and one time in football at Wando High School, where he was coached by Dirk Thomas.

PERSONAL

His mother, Adrienne, played basketball at Wooster ... majoring in parks, recreation & tourism management ... born Kaden Reed Garriss on Oct. 18, 2002 in Mount Pleasant, S.C.



GARRISS' CAREER STATS

OVERALL

Year	ERA	W-L	APP	GS	CG	SHO/CBO	SV	IP	H	R	ER	BB	SO	AB	O/BA	WP	HBP	BK	PO	A	E	Fld%	
2023	2.12	4-0	27	0	0	0/0	0	29.2	19	8	7	13	39	105	.181	0	3	0	0	1	0	1.000	
Year	Avg	GP-GS	AB	R	H	2B	3B	HR	RBI	TB	Slg%	BB	HP	SO	GDP	OB%	SF	SH	SB	PO	A	E	Fld%
2022	.231	7-4	13	5	3	0	0	1	3	6	.462	2	2	4	1	.412	0	0	0-0	50	3	0	1.000

ACC REGULAR SEASON

Year	ERA	W-L	APP	GS	CG	SHO/CBO	SV	IP	H	R	ER	BB	SO	AB	O/BA	WP	HBP	BK	PO	A	E	Fld%
2023	2.08	2-0	11	0	0	0/0	0	13.0	8	4	3	9	13	45	.178	0	2	0	0	1	0	1.000

Year	Avg	GP-GS	AB	R	H	2B	3B	HR	RBI	TB	Slg%	BB	HP	SO	GDP	OB%	SF	SH	SB	PO	A	E	Fld%
2022	.429	3-2	7	4	3	0	0	1	3	6	.857	2	1	3	1	.600	0	0	0-0	24	2	0	1.000

VETERAN BIOS



AUSTIN GORDON

56

RHP • R-R • 6-5 • 200 • JR. • 2VL
MYRTLE BEACH, S.C.
MYRTLE BEACH HS
SPORTS COMMUNICATION

Junior righty who saw limited action in the first half of 2022, but became one of the team's top relievers late in the year ... only Tiger in the weekend rotation in the entire 2023 season ... in 112.0 innings pitched over 33 appearances (16 starts) and two seasons, he has a 3-4 record, two saves and a 4.74 ERA while allowing 102

hits (.239 opponents' batting average) and 31 walks with 107 strikeouts ... 10th in Tiger history in strikeout-to-walk ratio (3.45) ... No. 95 junior in the nation in the preseason by Perfect Game ... No. 77 college prospect for the 2024 draft in the preseason by D1Baseball ... No. 23 ACC prospect for the 2024 draft in the preseason by Perfect Game ... No. 26 ACC prospect for the 2024 draft in the preseason by D1Baseball.

2023 (SOPHOMORE)

Had a 2-4 record and 4.61 ERA in 16 starts ... in 84.0 innings pitched, he allowed 77 hits (.243 opponents' batting average) and 22 walks with 76 strikeouts ... tied for fifth in the ACC in pitching starts, sixth in innings pitched, sixth in walks per nine innings pitched (2.36), 10th in opponents' batting average and 10th in hits per nine innings pitched (8.25) ... led the team in starts and innings pitched ... 28 of his 45 runs allowed came on the 19 homers he surrendered ... held opponents to .143 with two outs ... had a 2.54 ERA and .156 opponents' batting average in 28.1 innings pitched over five starts against top-25 ranked teams ... had a 4.25 ERA, .228 opponents' batting average and 53 strikeouts in 55.0 innings pitched over 10 ACC regular-season starts ... pitched 5.2 innings in his first career start, allowing five hits, one run and no walks with two strikeouts against Binghamton on Feb. 18 ... pitched 4.2 innings in a starting role, allowing three hits, no runs and no walks with two strikeouts against No. 23 South Carolina on March 3 ... pitched 6.0 innings in a starting role, allowing four hits and no walks with six strikeouts in the first game of a doubleheader against Duke on March 18 ... pitched 6.0 innings in a starting role, allowing five hits and one run with seven strikeouts at Georgia Tech on March 24 ... pitched 6.0 innings in a starting role, allowing two walks with

GORDON'S CAREER HIGHS

Total IP	6.2	Boston College	(2)4-28-23
Scoreless IP	6.0	many (2)	-----
Hits	8	Virginia Tech	5-13-23
Runs	6	many (3)	-----
Earned Runs	6	many (3)	-----
Walks	4	Georgia Tech	3-24-23
Strikeouts	8	UCF	2-25-23

seven strikeouts at Florida State on April 6 ... pitched 6.1 innings in a starting role, allowing four hits, no earned runs and no walks with four strikeouts to earn the win against Notre Dame on April 15 ... pitched 6.2 innings in a starting role, allowing three hits and two walks with six strikeouts in the second game of a doubleheader at No. 11 Boston College on April 28 ... pitched 6.0 innings in a starting role, allowing one hit, no runs and one walk with five strikeouts against No. 22 Louisville on May 6 ... pitched 6.0 innings in a starting role, allowing two hits and no runs with three strikeouts to earn the win against No. 19 Boston College in the ACC Tournament on May 26 ... No. 40 sophomore in the nation in the preseason by Perfect Game ... No. 14 ACC prospect for the 2024 draft in the preseason by Perfect Game ... invited to try out during the USA Collegiate National Team training camp in June ... played for Brewster in the Cape Cod League in the summer, when he was 0-1 with a 4.50 ERA and eight strikeouts in 12.0 innings pitched over three starts.

2022 (FRESHMAN)

Had a 1-0 record, two saves and a 5.14 ERA in 17 relief appearances ... in 28.0 innings pitched, he allowed 25 hits (.229 opponents' batting average) and nine walks with 31 strikeouts ... was 1-0 with two saves, a 3.44 ERA, .203 opponents' batting average and 22 strikeouts against two walks in 18.1 innings pitched over 10 relief appearances in ACC regular-season games ... allowed only one of seven inherited baserunners to score ... had a 3.00 ERA, .189 opponents' batting average and 26 strikeouts against six walks after the fifth inning ... pitched 3.0 innings in relief, allowing one hit and no earned runs with two strikeouts against Coastal Carolina on March 22 ... pitched 2.0 innings in relief, allowing one hit, no runs and no walks in the first game of a doubleheader at Pittsburgh on March 25 ... pitched 3.0 innings in relief, allowing three hits and one walk with three strikeouts to earn his first career win against No. 21 Georgia Tech on May 7 ... pitched 3.0 innings in relief, allowing one hit, no runs and no walks with four strikeouts to record his first career save in the first game of a doubleheader at No. 9 Virginia on May 15 ... pitched 3.1 perfect innings in relief with seven strikeouts to record the save against Boston College on May 20.

BEFORE CLEMSON

North-South All-Star Game selection ... lettered five times in baseball at Myrtle Beach High School, where he was coached by Tim Christy.

PERSONAL

Majoring in sports communication ... born Austin Michael Gordon on June 14, 2003 in Myrtle Beach, S.C.

GORDON'S CAREER STATS

OVERALL

Year	ERA	W-L	APP	GS	CG	SHO/CBO	SV	IP	H	R	ER	BB	SO	AB	O/BA	WP	HBP	BK	PO	A	E	Fld%
2022	5.14	1-0	17	0	0	0/0	2	28.0	25	19	16	9	31	109	.229	1	2	0	0	0	0	-----
2023	4.61	2-4	16	16	0	0/0	0	84.0	77	45	43	22	76	317	.243	5	8	1	6	6	2	.857
Totals	4.74	3-4	33	16	0	0/0	2	112.0	102	64	59	31	107	426	.239	6	10	1	6	6	2	.857

ACC REGULAR SEASON

Year	ERA	W-L	APP	GS	CG	SHO/CBO	SV	IP	H	R	ER	BB	SO	AB	O/BA	WP	HBP	BK	PO	A	E	Fld%
2022	3.44	1-0	10	0	0	0/0	2	18.1	14	9	7	2	22	69	.203	0	1	0	0	0	0	-----
2023	4.25	1-4	10	10	0	0/0	0	55.0	47	28	26	16	53	206	.228	4	5	0	4	5	1	.900
Totals	4.05	2-4	20	10	0	0/0	2	73.1	61	37	33	18	75	275	.222	4	6	0	4	5	1	.900

VETERAN BIOS



NATHAN HALL

22

OF • R-R • 6-3 • 200 • SO. • 1VL
 LEXINGTON, S.C.
 LEXINGTON HS
 COMMUNICATION

Sophomore outfielder who saw action as a starter in right field in 2023.

2023 (FRESHMAN)

All-ACC Academic selection ... Academic Honor Roll member ... hit .243 with 10 runs, three doubles, a homer, 12 RBIs, a .324 slugging percentage, .321 on-base percentage, eight walks, a hit-by-pitch and three steals in 39 games (16 starts, including 11 in right field, four in left field and one in center field) ... led the team in

games off the bench (23) ... went 2-for-4 with two RBIs against UCF on Feb. 25 ... went 2-for-5 with his first career homer, three RBIs and a steal in the first game of a doubleheader against Georgia State on March 11 ... went 3-for-5 with two doubles, two RBIs, a run and steal in the second game of a doubleheader against Duke on March 18 ... went 2-for-4 with an RBI, two runs and a walk against College of Charleston at Columbia, S.C. on March 28 ... No. 463 freshman in the nation in the preseason by Perfect Game ... played for Martha's Vine-

HALL'S CAREER HIGHS

Runs	2	College of Charleston	3-28-23
Hits	3	Duke	(2)3-18-23
Doubles	2	Duke	(2)3-18-23
Home Runs	1	Georgia State	(1)3-11-23
RBIs	3	Georgia State	(1)3-11-23
Walks	1	many (8)	-----
Steals	1	many (3)	-----

yard in the New England Collegiate Baseball League in the summer, when he hit .282 with seven doubles, four triples, three homers, 18 RBIs, 20 runs and nine steals in 30 games; New England Collegiate Baseball League All-Star Game selection.

BEFORE CLEMSON

No. 100 outfielder in the nation by Perfect Game ... No. 11 player and No. 3 outfielder in South Carolina by Perfect Game ... AAAAA state player-of-the-year as a junior ... lettered three times in baseball at Lexington High School, where he was coached by Brian Hucks.

PERSONAL

His father ran track and was a pole vaulter at Penn ... majoring in communication ... born Nathan Jozef Hall on Sept. 17, 2003 in Philadelphia, Pa.



HALL'S CAREER STATS

OVERALL

Year	Avg	GP-GS	AB	R	H	2B	3B	HR	RBI	TB	Slg%	BB	HP	SO	GDP	OB%	SF	SH	SB	PO	A	E	Fld%
2023	.243	39-16	74	10	18	3	0	1	12	24	.324	8	1	20	2	.321	1	1	3-4	29	1	2	.938

ACC REGULAR SEASON

Year	Avg	GP-GS	AB	R	H	2B	3B	HR	RBI	TB	Slg%	BB	HP	SO	GDP	OB%	SF	SH	SB	PO	A	E	Fld%
2023	.200	14-7	30	1	6	3	0	0	5	9	.300	4	1	10	1	.314	0	0	1-2	13	0	1	.929

VETERAN BIOS



ROB HUGHES

48

RHP • R-R • 6-2 • 235 • ^SR. • 2VL**
ROCK HILL, S.C.
FURMAN UNIVERSITY
COMPUTER SCIENCE

Senior righthander who missed all of 2022 and the first half of 2023 due to injury, but became one of the team's top relievers late in the 2023 season ... two-time ACC Academic Honor Roll member ... transfer from Furman, which discontinued its program after the 2020 season ... in his sixth college season ... in 108.1 innings pitched over 56 appearances (eight starts) and four active

seasons, including two at Furman and two at Clemson, he has an 8-4 record, five saves and a 3.82 ERA while allowing 96 hits (.238 opponents' batting average) and 49 walks with 98 strikeouts.

2023 (DOUBLE REDSHIRT JUNIOR)

Had an 0-1 record, two saves and a 1.56 ERA in 12 relief appearances ... in 17.1 innings pitched, he allowed 12 hits (.200 opponents' batting average) and three walks with 21 strikeouts ... did not allow a stolen base ... did not allow any of his eight inherited baserunners to score ... held opponents to .143 with runners in scoring position and .176 with two outs ... pitched 2.0 perfect innings in relief with two strikeouts against Notre Dame on April 14 ... pitched 2.0 innings in relief, allowing one hit and no runs with four strikeouts against Georgia on April 18 ... pitched 1.1 hitless and scoreless innings in relief with one strikeout in the second game of a doubleheader at No. 11 Boston College on April 28 ... pitched 1.0 innings in relief, allowing no hits, no runs and no walks with one strikeout to record the save against No. 22 Louisville on May 6 ... pitched 2.2 innings in relief, allowing two hits and no walks with three strikeouts at No. 8 Coastal Carolina on May 10 ... pitched 1.2 innings in relief, allowing one hit, no runs and no walks with two strikeouts to record the save against North Carolina on May 20 ... pitched 1.1 innings in relief, allowing one hit, no runs and no walks with three strikeouts against No. 9 Tennessee in the Clemson Regional on June 3 ... played for Cotuit in the Cape Cod League during the summer, when he had a 1-0 record with two saves, a

HUGHES' CAREER HIGHS

Total IP	3.2	Boston College	3-26-21
Scoreless IP	2.2	Georgia	3-30-21
Hits	5	NC State	4-4-21
Runs	2	many (6)	-----
Earned Runs	2	many (3)	-----
Walks	2	many (3)	-----
Strikeouts	6	Boston College	3-26-21

7.59 ERA and 19 strikeouts in 10.2 innings pitched over seven relief appearances.

2022 (REDSHIRT JUNIOR)

Redshirted ... ACC Academic Honor Roll member ... suffered an arm injury and missed the season.

2021 (REDSHIRT SOPHOMORE)

ACC Academic Honor Roll member ... had a 1-0 record and 4.24 ERA in 17 appearances (one start) ... in 23.1 innings pitched, he allowed 20 hits (.222 opponents' batting average) and 12 walks with 23 strikeouts ... pitched 1.2 innings in relief, allowing one hit and no earned runs with two strikeouts against Georgia Southern at North Augusta, S.C. on March 23 ... pitched 3.2 innings in relief, allowing two hits and one earned run with six strikeouts at Boston College on March 26 ... pitched 2.2 innings in relief, allowing one hit, no runs and no walks with four strikeouts against No. 23 Georgia on March 30 ... pitched 1.1 innings in relief, allowing one hit and no walks to earn his first win as a Tiger against No. 4 Louisville on May 2 ... played for Spartanburg in the Coastal Plain League in the summer, when he had a 4.56 ERA and 32 strikeouts against eight walks in 21.2 innings pitched over six starts ... played for Wareham in the Cape Cod League in the summer, when he pitched 5.0 scoreless innings of three-hit ball with eight strikeouts against no walks over three relief appearances.

BEFORE CLEMSON

Was 7-3 with three saves, a 4.26 ERA, .253 opponents' batting average and 54 strikeouts against 34 walks in 67.2 innings pitched over 27 appearances (seven starts) in two seasons (2019,20) at Furman, where he was coached by Brett Harker ... All-SoCon Freshman selection ... two-time all-state selection at Northwestern High School ... No. 15 player in South Carolina by Perfect Game ... was 8-1 with a 1.30 ERA as a senior ... was 11-1 with an 0.50 ERA in 72.0 innings pitched as a junior, when he led the team to the state title ... was 5-0 with four saves as a sophomore ... lettered multiple times in baseball at Northwestern High School, where he was coached by Mitch Walters.

PERSONAL

His father, John, played golf at North Carolina (1981-84), where he was a two-time All-American and ACC Player-of-the-Year ... graduated May 11, 2023 with a degree in computer science ... born Robert Bryan Hughes on Jan. 7, 2001 in Gastonia, N.C.

HUGHES' CAREER STATS

OVERALL

Year	ERA	W-L	APP	GS	CG	SHO/CBO	SV	IP	H	R	ER	BB	SO	AB	O/BA	WP	HBP	BK	PO	A	E	Fld%
2019*	4.43	5-2	21	4	0	0/0	2	44.2	46	26	22	23	37	171	.269	4	6	1	3	6	0	1.000
2020*	3.91	2-1	6	3	0	0/0	1	23.0	18	12	10	11	17	82	.220	1	5	0	0	7	0	1.000
2021	4.24	1-0	17	1	0	0/0	0	23.1	20	14	11	12	23	90	.222	2	1	0	1	3	2	.667
2023	1.56	0-1	12	0	0	0/0	2	17.1	12	4	3	3	21	60	.200	1	1	0	0	0	0	-----
Totals	3.82	8-4	56	8	0	0/0	5	108.1	96	56	46	49	98	403	.238	8	13	1	4	16	2	.909

* - Furman

ACC REGULAR SEASON

Year	ERA	W-L	APP	GS	CG	SHO/CBO	SV	IP	H	R	ER	BB	SO	AB	O/BA	WP	HBP	BK	PO	A	E	Fld%
2021	4.26	1-0	10	0	0	0/0	0	12.2	10	7	6	9	11	47	.213	0	1	0	1	2	2	.600
2023	1.13	0-0	7	0	0	0/0	2	8.0	5	1	1	1	9	27	.185	0	1	0	0	0	0	-----
Totals	3.05	1-0	17	0	0	0/0	2	20.2	15	8	7	10	20	74	.203	0	2	0	1	2	2	.600

VETERAN BIOS



JACOB JARRELL

9

C • R-R • 6-0 • 205 • SO. • 1VL
FLORENCE, S.C.
P27 ACADEMY
PRE-BUSINESS

Sophomore catcher who split time behind the plate with Cooper Ingle in 2023 ... one of the strongest players and hardest workers on the team ... No. 35 ACC prospect for the 2025 draft in the preseason by D1Baseball.

2023 (FRESHMAN)

All-ACC Academic selection ... Academic Honor Roll member ... hit .208 with 15 runs, five doubles, five homers, 18 RBIs, a .406 slugging percentage, .296 on-base percentage, 11 walks, two hit-by-pitches and a steal in 35 games (27 starts, including 26 at catcher and one as

the DH) ... tied for ninth in the ACC in sacrifice bunts (4) ... went 1-for-3 with a two-run homer and walk against Binghamton on Feb. 17; was his first career game ... hit a two-run homer against Charlotte on Feb. 21 ... went 2-for-4 with a homer, three RBIs, three runs and a walk in the second game of a doubleheader against Duke on March 18 ... hit a pinch-hit, two-run single against No. 2 Wake Forest on April 1 ... went 2-for-4 with a homer, double, two RBIs and two runs against Kennesaw State on April 25 ... went 1-for-4 with a grand slam and walk at No. 8 Coastal Carolina on May 10 ... No. 180 fresh-

JARRELL'S CAREER HIGHS

Runs	3	Duke	(2) 3-18-23
Hits	2	many (2)	-----
Doubles	1	many (5)	-----
Home Runs	1	many (5)	-----
RBIs	4	Coastal Carolina	5-10-23
Walks	2	many (2)	-----
Steals	1	Binghamton	2-17-23

man in the ACC in the preseason by Perfect Game ... played for North Shore in the New England Collegiate Baseball League in the summer, when he hit .260 with four doubles, three triples, four homers, 17 RBIs and a steal in 22 games.

BEFORE CLEMSON

No. 224 catcher in the nation by Perfect Game ... No. 34 player and No. 5 catcher in South Carolina by Perfect Game ... lettered four times in baseball at P27 Academy, where he was coached by Corey Warner.

PERSONAL

His mother, Melissa, played softball at North Carolina and was the UNCW softball head coach (2002-08) ... pronounced JAYR-ull ... majoring in pre-business ... born Jacob William Jarrell on Oct. 27, 2002 in Wilmington, N.C.



JARRELL'S CAREER STATS

OVERALL

Year	Avg	GP-GS	AB	R	H	2B	3B	HR	RBI	TB	Slg%	BB	HP	SO	GDP	OB%	SF	SH	SB	PO	A	E	Fld%
2023	.208	35-27	101	15	21	5	0	5	18	41	.406	11	2	39	3	.296	1	4	1-1	249	22	2	.993

ACC REGULAR SEASON

Year	Avg	GP-GS	AB	R	H	2B	3B	HR	RBI	TB	Slg%	BB	HP	SO	GDP	OB%	SF	SH	SB	PO	A	E	Fld%
2023	.206	15-9	34	4	7	1	0	1	5	11	.324	4	0	11	1	.289	0	1	0-0	76	5	2	.976

VETERAN BIOS



LLEYTON LACKEY

1

OF • S-L • 5-6 • 170 • SO. • 1VL
EVANS, GA.
EVANS HS
MANAGEMENT

Sophomore outfielder who saw limited action in the outfield and as a pinch-runner in 2023.

2023 (FRESHMAN)

Was 0-for-7 with three runs, a .222 on-base percentage, walk and hit-by-pitch in nine games (two starts, including one in center field and one in right field) ... scored two runs and was hit-by-pitch at Georgia Tech on March 26; was his first career game ... No. 352 freshman in the nation in the preseason by Perfect Game ... No. 24 freshman in the ACC in the preseason by D1Baseball ... No. 76 freshman in the ACC in the preseason by Perfect Game ... played for Asheboro in the Coastal Plain League in the summer, when he hit .233 with six doubles, a triple, two homers, 12 RBIs, 24 runs and 18 steals in 29 games.

BEFORE CLEMSON

No. 424 player and No. 78 outfielder in the nation according to Perfect Game ... No. 41 player and No. 12 outfielder in Georgia according to Perfect Game ... All-American according to Minority Baseball Prospects ... first-team all-state during his junior and senior seasons ... first-team all-region during his junior and senior seasons ... first-team all-region in football during his junior and senior seasons ... lettered in baseball and football at Evans High School, where he was coached by Jay Matthews.

PERSONAL

Majoring in management ... born Lleyton Louis Lackey on June 29, 2003 in Evans, Ga.

LACKEY'S CAREER HIGHS

Runs	2	Georgia Tech	3-26-23
Hits	0		
Doubles	0		
Home Runs	0		
RBIs	0		
Walks	1	USC Upstate	5-16-23
Steals	0		



LACKEY'S CAREER STATS

OVERALL																			
Year	Avg	GP-GS	AB	R	H	2B	3B	HR	RBI	TB	Slg%	BB	HP	SO	GDP	OB%	SF	SH	SB
2023	.000	9-2	7	3	0	0	0	0	0	0	.000	1	1	3	0	.222	0	0	0-0
ACC REGULAR SEASON																			
Year	Avg	GP-GS	AB	R	H	2B	3B	HR	RBI	TB	Slg%	BB	HP	SO	GDP	OB%	SF	SH	SB
2023	.000	7-2	7	3	0	0	0	0	0	0	.000	0	1	3	0	.125	0	0	0-0



NOLAN NAWROCKI

2

INF • R-R • 6-1 • 200 • *FR. • RS
ROCKVILLE CENTRE, N.Y.
CHAMINADE HS
FINANCIAL MANAGEMENT

Redshirt freshman who will compete for a starting infield position.

2023 (FRESHMAN)

Redshirted ... Academic Honor Roll member ... No. 233 freshman in the nation in the preseason by Perfect Game ... No. 49 freshman in the ACC in the preseason by Perfect Game ... played for Martha's Vineyard in the New England Collegiate Baseball League in the summer, when he hit .310 with six doubles, a homer, 13 RBIs, 30 runs and 18 steals in 33 games; New England Collegiate Baseball League All-Star Game selection; honorable mention All-NECBL selection.

BEFORE CLEMSON

No. 297 player and No. 70 shortstop in the nation by Perfect Game ... No. 9 player in New York by Perfect Game ... lettered two times in baseball at Chaminade High School, where he was coached by Mike Pienkos.

PERSONAL

His father, Raymond Jr., played baseball at Cumberland and football at Pace ... his cousin, Mike, played football at Penn ... his grandfather, Raymond Sr., played baseball and football at Columbia ... pronounced nuh-ROCK-ee ... majoring in financial management ... born Nolan Patrick Nawrocki on March 12, 2004 in Rockville Centre, N.Y.



VETERAN BIOS



TY OLENCHUK

24

RHP/OF • L-R • 6-2 • 200 • SR. • 3VL
IRMO, S.C.
DUTCH FORK HS
PARKS, RECREATION & TOURISM MANAGEMENT

OLENCHUK'S CAREER HIGHS

Total IP	4.2	Cincinnati	2-20-21
Scoreless IP	4.2	Cincinnati	2-20-21
Hits	7	North Carolina	3-13-21
Runs	5	North Carolina	3-13-21
Earned Runs	5	North Carolina	3-13-21
Walks	2	many (5)	-----
Strikeouts	6	South Carolina	2-28-21
Runs	0	-----	-----
Hits	1	Charlotte	6-4-23
Doubles	0	-----	-----
Home Runs	0	-----	-----
RBI's	1	Charlotte	6-4-23
Walks	0	-----	-----
Steals	0	-----	-----

Senior righthander and outfielder who was in the weekend rotation during the early stages of the 2021 season, but has been a long reliever since ... changed his posture midway through the 2023 season, and he was more effective on the mound during the rest of the season ... also saw action at the plate for the first time as a Tiger in the 2023 Clemson Regional ... in 76.1 innings pitched over 48 appearances (seven starts) and three seasons, he has a 4-4 record and 4.60 ERA while allowing 85 hits (.277 opponents' batting average) and 25 walks with 64 strikeouts.

2023 (JUNIOR)

Had a 1-0 record and 3.97 ERA in 17 appearances (one start) ... in 22.2 innings pitched, he allowed 27 hits (.287 opponents' batting average) and 10 walks with 18 strikeouts ... pitched 2.0 innings in relief, allowing one hit and no earned runs with two strikeouts against Georgia State on March 10 ... pitched 2.0 innings in relief, allowing two hits and no runs with one strikeout at Georgia Tech on March 25 ... pitched 1.2 innings in relief, allowing one hit and no runs with four strikeouts against Georgia on April 18 ... pitched 2.2 innings in relief, allowing no runs and no walks with one strikeout to earn the win against Kennesaw State on April 25 ... pitched 2.0 innings in a starting role, allowing no hits with two strikeouts and went 1-for-4 with an RBI in his first career start in the batting order; was his first career hit ... No. 42 ACC prospect for the 2023 draft in the preseason by D1Baseball.

2022 (SOPHOMORE)

Had a 2-0 record and 4.11 ERA in 23 relief appearances ... in 30.2 innings pitched, he allowed 34 hits (.276 opponents' batting average) and nine walks with 28 strikeouts ... allowed only two stolen bases in six attempts ... in 17.2 innings pitched over 13 relief outings at home, he allowed 10 hits (all singles), no runs and three walks with 15 strikeouts ... pitched 2.0 scoreless innings in relief against Indiana on Feb. 18 ... pitched 3.0 innings in relief, allowing two hits, no runs and no walks with three strikeouts to earn the win in the first

game of a doubleheader against Hartford on Feb. 26 ... pitched 2.0 innings in relief, allowing one hit and no runs with four strikeouts to earn the win at Winthrop on March 29 ... pitched 2.0 innings in relief, allowing two hits, no runs and no walks with two strikeouts against No. 22 Wofford on April 27 ... pitched 2.0 innings in relief, allowing one hit, no runs and no walks with one strikeout against No. 21 Georgia Tech on May 6 ... No. 17 ACC prospect for the 2023 draft in the preseason according to D1Baseball.

2021 (FRESHMAN)

Had a 1-4 record and 5.87 ERA in eight appearances (six starts) ... in 23.0 innings pitched, he allowed 24 hits (.267 opponents' batting average) and six walks with 18 strikeouts ... pitched 4.2 innings in a starting role, allowing two hits, no runs and no walks with three strikeouts to earn the win against Cincinnati on Feb. 20; was his first career appearance ... pitched 4.1 innings in a starting role, allowing four hits and no walks with six strikeouts at No. 16 South Carolina on Feb. 28 ... No. 23 freshman in the ACC in the preseason by D1Baseball ... No. 39 freshman in the ACC in the preseason by Perfect Game ... played for Lexington County in the Coastal Plain League in the summer, when he was 1-1 with a 2.36 ERA and 19 strikeouts in 26.2 innings pitched over six starts; hit .341 with 10 doubles, two homers, 19 RBIs and 18 runs in 24 games.

BEFORE CLEMSON

No. 228 player in the nation by Perfect Game ... No. 77 righthander in the nation by Perfect Game ... No. 6 player in South Carolina by Perfect Game ... No. 3 righthander in South Carolina by Perfect Game ... three-time all-state selection ... member of the state championship team as a senior ... all-state quarterback ... AAAAA player-of-the-year in football ... member of four football state championship teams in a row ... set the school career records for passing yards and passing touchdowns ... lettered four times in baseball and four times in football at Dutch Fork High School, where he was coached by Casey Waites.

PERSONAL

His brother, Derek, was an infielder at Erskine and Newberry (2017,18), where he was a first-team all-conference selection ... majoring in parks, recreation & tourism management ... born Tyler James Olenchuk on Oct. 10, 2001 in Irmo, S.C.



OLENCHUK'S CAREER STATS

OVERALL

Year	ERA	W-L	APP	GS	CG	SHO/CBO	SV	IP	H	R	ER	BB	SO	AB	O/BA	WP	HBP	BK	PO	A	E	Fld%
2021	5.87	1-4	8	6	0	0/0	0	23.0	24	15	15	6	18	90	.267	2	2	1	0	3	0	1.000
2022	4.11	2-0	23	0	0	0/1	0	30.2	34	18	14	9	28	123	.276	2	0	0	3	3	0	1.000
2023	3.97	1-0	17	1	0	0/0	0	22.2	27	16	10	10	18	94	.287	4	4	0	1	4	1	.833
Totals	4.60	4-4	48	7	0	0/1	0	76.1	85	49	39	25	64	307	.277	8	6	1	4	10	1	.933

Year	Avg	GP-GS	AB	R	H	2B	3B	HR	RBI	TB	Slg%	BB	HP	SO	GDP	OB%	SF	SH	SB	PO	A	E	Fld%
2023	.200	2-1	5	0	1	0	0	0	1	1	.200	0	0	2	0	.200	0	0	0-0	1	4	1	.833

ACC REGULAR SEASON

Year	ERA	W-L	APP	GS	CG	SHO/CBO	SV	IP	H	R	ER	BB	SO	AB	O/BA	WP	HBP	BK	PO	A	E	Fld%
2021	8.38	0-3	4	3	0	0/0	0	9.2	13	9	9	4	6	40	.325	1	1	0	0	2	0	1.000
2022	6.60	0-0	12	0	0	0/0	0	15.0	20	13	11	5	8	64	.313	0	0	0	1	3	0	1.000
2023	3.38	0-0	6	0	0	0/0	0	5.1	7	2	2	3	4	21	.333	3	0	0	0	2	0	1.000
Totals	6.60	0-3	22	3	0	0/0	0	30.0	40	24	22	12	18	125	.320	4	1	0	1	7	0	1.000

VETERAN BIOS



ROCCO REID

51

🐾 LHP • R-L • 6-0 • 200 • JR. • 2VL
 🐾 GREENVILLE, S.C.
 🐾 GREENVILLE SENIOR HS
 🐾 MANAGEMENT

Junior lefthander who saw limited action out of the bullpen as a freshman in 2022 and made spot starts along with relief appearances in 2023 ... in 29.2 innings pitched over 28 appearances (two starts) and two seasons, he has an 0-1 record and a 6.67 ERA while allowing 37 hits (.311 opponents' batting average) and 20 walks with 32 strikeouts.

2023 (SOPHOMORE)

Had an 0-1 record and an 8.10 ERA in 16 appearances (two starts) ... in 16.2 innings pitched, he allowed 24 hits and 14 walks with 22 strikeouts ... allowed only one of seven inherited baserunners to score ... pitched 2.0 innings in relief, allowing no runs and no walks with two strikeouts against USC Upstate at Greenville, S.C.

on Feb. 28 ... pitched 1.1 hitless and scoreless innings in relief with two strikeouts against Georgia State on March 10 ... pitched 1.2 hitless and scoreless innings in relief with four strikeouts against Virginia Tech in the ACC Tournament on May 24 ... No. 39 ACC prospect for the 2024 draft in the preseason by D1Baseball ... played for Brewster in the Cape Cod League in the summer, when he was 0-4 with a 4.97 ERA and 19 strikeouts in 25.1 innings pitched over 10 appearances (four starts).

2022 (FRESHMAN)

ACC Academic Honor Roll member ... had an 0-0 record and a 4.85 ERA in 12 relief appearances ... in 13.0 innings pitched, he allowed 13 hits (.277 opponents' batting average), one homer and six walks with 10 strikeouts

REID'S CAREER HIGHS

Total IP	2.2	Georgia	4-11-23
Scoreless IP	2.0	USC Upstate	2-28-23
Hits	4	Georgia Tech	3-25-23
Runs	4	many (2)	-----
Earned Runs	4	Georgia Tech	3-25-23
Walks	2	many (5)	-----
Strikeouts	4	Virginia Tech	5-24-23

... had 22 groundball outs compared to three flyball outs ... did not allow a steal ... No. 151 freshman in the nation in the preseason by Perfect Game ... No. 30 freshman in the ACC in the preseason by Perfect Game ... played for Purcellville in the Valley League in the summer, when he was 2-2 with a 4.85 ERA and 33 strikeouts in 29.2 innings pitched over seven starts.

BEFORE CLEMSON

Area Code Games participant ... Diamond Prospects All-Star game selection ... Palmetto Games participant, where he won the best pitcher award ... all-state selection as a sophomore ... first-team selection by Greenville News as a sophomore ... was 8-0 with an 0.42 ERA, 77 strikeouts and two no-hitters in 49.2 innings pitched as a sophomore ... region pitcher-of-the-year as a sophomore ... lettered four times in baseball at Greenville Senior High School, where he was coached by Joey Golinski.

PERSONAL

Majoring in management ... born Robert Davis Reid on Oct. 16, 2002 in Durango, Colo.



REID'S CAREER STATS

OVERALL																			
Year	ERA	W-L	APP	GS	CG	SHO/CBO	SV	IP	H	R	ER	BB	SO	AB	O/BA	WP	HBP	BK	PO
2022	4.85	0-0	12	0	0	0/0	0	13.0	13	7	7	6	10	47	.277	2	2	0	0
2023	8.10	0-1	16	2	0	0/0	0	16.2	24	18	15	14	22	72	.333	4	7	1	1
Totals	6.67	0-1	28	2	0	0/0	0	29.2	37	25	22	20	32	119	.311	6	9	1	1

ACC REGULAR SEASON																			
Year	ERA	W-L	APP	GS	CG	SHO/CBO	SV	IP	H	R	ER	BB	SO	AB	O/BA	WP	HBP	BK	PO
2022	5.40	0-0	5	0	0	0/0	0	5.0	7	3	3	3	6	21	.333	0	0	0	0
2023	14.40	0-1	5	0	0	0/0	0	5.0	9	8	8	4	5	22	.409	0	2	0	0
Totals	9.90	0-1	10	0	0	0/0	0	10.0	16	11	11	7	11	43	.372	0	2	0	0

VETERAN BIOS



TRISTAN SMITH

18

LHP • R-L • 6-2 • 195 • SO. • 1VL
 BOILING SPRINGS, S.C.
 BOILING SPRINGS HS
 PARKS, RECREATION & TOURISM MANAGEMENT

Sophomore lefthander who saw action on the mound as a starter, long reliever and closer during the 2023 season ... No. 53 sophomore in the nation in the pre-season by Perfect Game ... No. 60 college prospect for the 2024 draft in the preseason by D1Baseball ... No. 21 ACC prospect for the 2024 draft in the preseason by D1Baseball and Perfect Game.

2023 (FRESHMAN)

Had an 0-1 record, four saves and a 4.55 ERA in 24 appearances (six starts) ... in 31.2 innings pitched, he allowed 24 hits (.214 opponents' batting average) and 25 walks with 43 strikeouts ... did not allow a steal in three attempts ... had a 2.00 ERA and 25 strikeouts in 18.0 innings pitched over his 18 relief appearances ... in 18.2 innings pitched after the fourth inning, he allowed four runs (1.93 ERA) ... held opponents to .091 with two outs ... struck out the last two batters he faced to record the save against Binghamton on Feb. 18; was his first career appearance ... pitched 4.2 innings in a starting role, allowing two hits and no runs with five strikeouts against No. 23 South Carolina at Greenville, S.C. on March 4 ... pitched 2.0 hitless and scoreless innings in relief with two strikeouts at Florida State on April 7 ... pitched 1.1 perfect innings in relief with three strikeouts at Georgia on April 11 ... pitched 1.2 innings in relief, allowing one hit, no runs and no walks with two strikeouts against Notre Dame on April 16 ... pitched 1.0 innings, allowing no runs and no walks with one strikeout to record the save at NC State on April 23 ... pitched 2.0 innings in a starting role, allowing one hit with three strikeouts at No. 8 Coastal Carolina on May 10 ... pitched 0.2 scoreless innings in relief to record the save at Virginia Tech on May 13 ... struck out the only batter he faced to record the save at Virginia Tech on May 14 ... pitched 1.2 innings in relief, allowing one hit and no runs with four strikeouts against North Carolina on May 19 ... pitched 1.1 perfect innings in relief against No. 9 Tennessee in the Clemson Regional on June 3 ... No. 6 freshman in the nation in the pre-season according to Perfect Game ... No. 16 freshman in the nation in the preseason according to D1Baseball ... No. 1 freshman in the ACC in the preseason according to Perfect Game ... No. 4 freshman in the ACC in the preseason by D1Baseball ... No. 76 college prospect for the 2024 draft in the preseason by D1Baseball ... No. 11 ACC prospect for the 2024 draft in the preseason by Perfect Game ... No. 14 ACC prospect for the 2024 draft in the preseason by D1Baseball ... played for Bourne in

the Cape Cod League during the summer, when he was 3-1 with a 3.29 ERA and 38 strikeouts in 27.1 innings pitched over seven appearances (six starts); named to the Cape Cod League All-League team.

SMITH'S CAREER HIGHS

Total IP	4.2	South Carolina	3-4-23
Scoreless IP	4.2	South Carolina	3-4-23
Hits	4	Georgia Tech	3-25-23
Runs	6	Georgia Tech	3-25-23
Earned Runs	6	Georgia Tech	3-25-23
Walks	4	many (2)	-----
Strikeouts	5	South Carolina	3-4-23

BEFORE CLEMSON

No. 24 player and No. 6 lefthander in the nation by Perfect Game ... No. 2 player and No. 1 lefthander in South Carolina by Perfect Game ... lettered five times in baseball at Boiling Springs High School, where he was coached by Jeffrey Lipscomb.

PERSONAL

Majoring in parks, recreation & tourism management ... born James Tristan Smith on May 25, 2003 in Boiling Springs, S.C.



SMITH'S CAREER STATS

OVERALL

Year	ERA	W-L	APP	GS	CG	SHO/CBO	SV	IP	H	R	ER	BB	SO	AB	O/BA	WP	HBP	BK	PO	A	E	Fld%
2023	4.55	0-1	24	6	0	0/0	4	31.2	24	16	16	25	43	112	.214	2	6	2	0	1	0	1.000

ACC REGULAR SEASON

Year	ERA	W-L	APP	GS	CG	SHO/CBO	SV	IP	H	R	ER	BB	SO	AB	O/BA	WP	HBP	BK	PO	A	E	Fld%
2023	8.16	0-1	13	2	0	0/0	3	14.1	17	13	13	14	22	58	.293	2	2	2	0	1	0	1.000

VETERAN BIOS



CASEY TALLENT

26

RHP • R-R • 6-0 • 220 • JR. • 2VL
HARTWELL, GA.
HART COUNTY HS
PARKS, RECREATION & TOURISM MANAGEMENT

Junior righthander who saw significant action as a long reliever as a freshman in 2022, and had a similar season in 2023 despite battling injury ... in 44.1 innings pitched over 31 appearances (two starts) and two seasons, he has a 2-1 record, one save and a 3.65 ERA while allowing 43 hits (.253 opponents' batting average) and 22 walks with 41 strikeouts.

2023 (SOPHOMORE)

Had a 1-1 record, one save and a 3.43 ERA in 16 appearances (one start) ... in 21.0 innings pitched, he allowed 22 hits (.262 opponents' batting average) and 10 walks with 19 strikeouts ... in 14.2 innings pitched after the fourth inning, he allowed four earned runs (2.45 ERA) ... held opponents to .120 with runners in scoring posi-

TALLENT'S CAREER HIGHS

Total IP	3.0	many (2)	-----
Scoreless IP	2.1	Indiana	2-19-22
Hits	5	Wake Forest	4-17-22
Runs	3	Coastal Carolina	5-17-22
Earned Runs	3	Coastal Carolina	5-17-22
Walks	2	many (5)	-----
Strikeouts	5	Coastal Carolina	3-22-22

tion ... allowed only three of 12 inherited baserunners to score ... pitched 1.2 hitless and scoreless innings in relief with one strikeout against UCF on Feb. 25 ... pitched 2.0 innings in relief, allowing no earned runs with one strikeout against No. 23 South Carolina on March 3 ... pitched 2.0 innings in relief, allowing one hit and no runs with four strikeouts at No. 23 South Carolina on March 5 ... pitched 2.0 innings in relief, allowing no runs and no walks with two strikeouts to record his first career save against Presbyterian on March 8 ... pitched 1.2 innings in relief, allowing no walks with one strikeout to earn the win in the second game of a doubleheader against Duke on March 18 ... pitched 1.2 innings in relief, allowing no runs and no walks with two strikeouts against No. 22 Louisville on May 7 ... played for Wareham in the Cape Cod League in the summer, when he was 0-0 with a 5.40 ERA and four strikeouts in 5.0 innings pitched over two starts.

2022 (FRESHMAN)

Had a 1-0 record and 3.86 ERA in 15 appearances (one start) ... in 23.1 innings pitched, he allowed 21 hits (.244 opponents' batting average) and 12 walks with 22 strikeouts ... did not allow a steal ... held opponents to .136 with runners in scoring position ... held righthanded batters to .167 ... had a 1.54 ERA after the fourth inning ... pitched 2.1 hitless and scoreless innings in relief with one strikeout against Indiana on Feb. 19; was his first career appearance ... pitched 1.1 perfect innings in relief with two strikeouts against Georgia State on March 15 ... pitched 2.0 innings in relief, allowing no hits, no runs and no walks with three strikeouts to earn his first career win against USC Upstate at Greenville, S.C. on April 12 ... pitched 2.1 innings in his first career start, allowing no earned runs with two strikeouts against East Tennessee State on April 20 ... pitched 2.0 innings in relief, allowing one hit and no runs at No. 10 Louisville on April 29 ... No. 285 freshman in the nation in the preseason by Perfect Game ... No. 47 freshman in the ACC in the preseason by D1Baseball ... No. 60 freshman in the ACC in the preseason by Perfect Game.

BEFORE CLEMSON

Two-time, first-team all-state selection, two-time, first-team-all-region selection ... Perfect Game National Showcase participant ... lettered four times in baseball at Hart County High School, where he was coached by John Osborne.

PERSONAL

Majoring in parks, recreation & tourism management ... born Casey Alan Tallent on July 21, 2002 in Anderson, S.C.

TALLENT'S CAREER STATS

OVERALL

Year	ERA	W-L	APP	GS	CG	SHO/CBO	SV	IP	H	R	ER	BB	SO	AB	O/BA	WP	HBP	BK	PO	A	E	Fld%
2022	3.86	1-0	15	1	0	0/0	0	23.1	21	12	10	12	22	86	.244	1	3	0	0	1	0	1.000
2023	3.43	1-1	16	1	0	0/0	1	21.0	22	10	8	10	19	84	.262	1	1	0	1	1	0	1.000
Totals	3.65	2-1	31	2	0	0/0	1	44.1	43	22	18	22	41	170	.253	2	4	0	1	2	0	1.000

ACC REGULAR SEASON

Year	ERA	W-L	APP	GS	CG	SHO/CBO	SV	IP	H	R	ER	BB	SO	AB	O/BA	WP	HBP	BK	PO	A	E	Fld%
2022	4.32	0-0	6	0	0	0/0	0	8.1	9	5	4	5	6	30	.300	0	1	0	0	0	0	-----
2023	5.40	1-0	8	0	0	0/0	0	8.1	11	6	5	3	6	37	.297	1	0	0	1	0	0	1.000
Totals	4.86	1-0	14	0	0	0/0	0	16.2	20	11	9	8	12	67	.299	1	1	0	1	0	0	1.000

VETERAN BIOS



WILL TAYLOR

16

OF • R-R • 5-11 • 185 • JR. • 2VL
IRMO, S.C.
DUTCH FORK HS
COMMUNICATION

Junior outfielder who was a wideout on the Tiger football team in the 2021 and 2022 seasons, as he decided to play baseball full time on July 12, 2023 ... played his first fall season with baseball in 2023 ... first Tiger football player to play baseball at Clemson since D.J. Reader (2013), who plays for the Bengals ... two-time Academic Honor Roll member ... a career .343 hitter with a .485 slugging percentage and .472 on-base percentage in 75 games (73 starts) over two seasons ... has 16 doubles, two triples, six homers, 50 RBIs, 81 runs, 57 walks, 13 hit-by-pitches and 12 steals ... No. 25 junior in the nation in the preseason by Perfect Game ... No. 85 college prospect for the 2024 draft in the preseason by D1Baseball ... No. 9 ACC prospect for the 2024 draft in the preseason by Perfect Game ... No. 15 ACC prospect for the 2024 draft in the preseason by D1Baseball.

2023 (BASEBALL (SOPHOMORE))

Won the team's Most Improved Award ... Academic Honor Roll member ... hit .362 with 67 runs, 16 doubles, two triples, five homers, 46 RBIs, a .523 slugging percentage, .489 on-base percentage, 48 walks, 10 hit-by-pitches and 11 steals in 62 games (60 starts, including 54 in left field, five as the DH and one in center field) ... fourth in the ACC in on-base percentage, tied for eighth in walks, 10th in batting average and tied for 10th in sacrifice flies (4) ... led the team in walks and on-base percentage ... had 27 multiple-hit games and 13 multiple-RBI games ... had a 10-game hitting streak from April to May ... Clemson Regional All-Tournament selection by going 4-for-11 (.364) with four runs, a .563 on-base percentage and three steals in three games ... went 2-for-4 with a double, two RBIs, a run and walk against No. 23 South Carolina at Greenville, S.C. on March 4 ... went 3-for-5 with a walk against Georgia State on March 10 ... went 3-for-5 with a homer, three RBIs, two runs and a steal in the second game of a doubleheader against Georgia State on March 11; was 8-for-14 (.571) with a homer, double, five RBIs, four runs and a steal in the series ... went 2-for-4 with three RBIs and two steals in the second game of a doubleheader against Duke on March 18 ... went 3-for-4 with a double and two runs against No. 2 Wake Forest on March 30 ... went 3-for-4 with an RBI, a run and walk against No. 22 Louisville on May 5 ... went 2-for-3 with a homer, two RBIs, two runs and a walk against No. 22 Louisville

on May 7; was 6-for-8 (.750) with a homer, double, four RBIs, three runs, three walks, a hit-by-pitch and an .833 on-base percentage in the series ... went 2-for-5 with a homer, two RBIs and two runs at Virginia Tech on May 12 ... went 3-for-4 with an RBI, a run and walk at Virginia Tech on May 13; hit the go-ahead, run-scoring single in the ninth inning ... went 2-for-5 with a double, run and steal at Virginia Tech on May 14; was 7-for-14 (.500) with a homer, double, three RBIs and four runs in the series ... went 2-for-2 with an RBI, three runs, two walks and a steal against USC Upstate on May 16 ... went 3-for-5 with three runs against North Carolina on May 18 ... went 3-for-3 with two runs and three walks against North Carolina in the ACC Tournament on May 27 ... went 2-for-3 with a three-run homer, three runs and two walks against No. 7 Miami (Fla.) in the ACC Tournament on May 28; was 6-for-12 with a homer, four RBIs, seven runs, five walks, two hit-by-pitches and a .650 on-base percentage in four ACC Tournament games ... played for Hyannis in the Cape Cod League in the summer, when he hit .214 with five doubles, two homers, 19 RBIs, 15 runs and six steals in 38 games.

2022 (FOOTBALL (SOPHOMORE))

Had five receptions for 16 yards and a touchdown and 10 punt returns for 26 yards in 10 games ... had a three-yard receiving touchdown at Georgia Tech on Sept. 5.

2022 (BASEBALL (FRESHMAN))

ACC Academic Honor Roll member ... hit .260 with 14 runs, a homer, four RBIs, a .320 slugging percentage, .397 on-base percentage, nine walks, three hit-by-pitches and a steal in 13 games (13 starts, including seven in left field, four in right field and two as the DH) ... missed the first 45 games of the season due to his torn ACL from the previous football season ... went 2-for-3 with his first career homer, three runs and two walks in the first game of a doubleheader at No. 9 Virginia on May 15 ... played for Greenville in the Appalachian League in the summer, when he hit .319 in 19 games.

2021 (FOOTBALL (FRESHMAN))

Had 20 yards on five carries, two receptions for six yards, six punt returns for 64 yards and a 14-yard kickoff return in five games ... had three punt returns for 53 yards, including a 51-yard return, against South Carolina State

TAYLOR'S CAREER HIGHS

Runs	3	many (6)	-----
Hits	3	many (7)	-----
Doubles	2	UCF	2-26-23
Home Runs	1	many (6)	-----
RBIs	3	many (4)	-----
Walks	3	many (4)	-----
Steals	2	many (2)	-----

on Sept. 11 ... suffered a torn ACL against Boston College on Oct. 2 and missed the rest of the season.

BEFORE CLEMSON

Drafted in the 19th round (No. 554 overall pick) by the Texas Rangers ... North-South All-Star Game selection as a sophomore and senior ... all-state selection as a sophomore and senior ... Mr. Baseball as a senior ... Under Armour All-American ... region player-of-the-year as a senior ... Shrine Bowl invitee in football ... all-state selection in football as a senior ... was 136-203 passing for 2,237 yards and 21 touchdowns against four interceptions in 10 games as a senior ... had 448 yards and 11 touchdowns on 60 carries as a senior ... played his first three high school years at Ben Lippen School ... member of the state championship football team as a senior ... three-time state champion in wrestling ... three-time all-state selection in wrestling ... member of the state championship track & field team ... lettered five times in baseball, four times in football, five times in track & field and four times in wrestling at Dutch Fork High School, where he was coached by Casey Waites.

PERSONAL

His father, Eddie, was a wrestler at The Citadel ... his grandfather, Ed, played baseball and football at The Citadel ... majoring in communication ... born William Edward Taylor on Jan. 10, 2003 in Columbia, S.C.



TAYLOR'S CAREER STATS

OVERALL																			
Year	Avg	GP-GS	AB	R	H	2B	3B	HR	RBI	TB	Slg%	BB	HP	SO	GDP	OB%	SF	SH	SB
2022	.260	13-13	50	14	13	0	0	1	4	16	.320	9	3	11	0	.397	1	0	1-1
2023	.362	62-60	218	67	79	16	2	5	46	114	.523	48	10	56	4	.489	4	1	11-11
Totals	.343	75-73	268	81	92	16	2	6	50	130	.485	57	13	67	4	.472	5	1	12-12
ACC REGULAR SEASON																			
Year	Avg	GP-GS	AB	R	H	2B	3B	HR	RBI	TB	Slg%	BB	HP	SO	GDP	OB%	SF	SH	SB
2022	.281	9-9	32	12	9	0	0	1	3	12	.375	8	3	7	0	.455	1	0	1-1
2023	.339	30-30	115	31	39	8	0	2	19	53	.461	17	3	29	2	.431	2	1	5-5
Totals	.327	39-39	147	43	48	8	0	3	22	65	.442	25	6	36	2	.436	3	1	6-6

VETERAN BIOS



BLAKE WRIGHT

8

INF • R-R • 6-0 • 205 • SR. • 3VL
 BELLEAIR, FLA.
 CLEARWATER CENTRAL CATHOLIC HS
 ECONOMICS

Senior infielder who is a three-time ACC Academic Honor Roll member ... was the everyday starter at third base in 2023 ... two-time All-ACC Academic selection ... a career .281 hitter with a .468 slugging percentage and .347 on-base percentage in 116 games (109 starts) over three seasons ... has 21 doubles, 20 homers, 90 RBIs, 69 runs, 46 walks, three hit-by-pitches and nine steals ... No. 42 ACC prospect for the 2024 draft in the preseason by D1Baseball.

2023 (JUNIOR)

Team co-captain ... All-ACC Academic selection ... Academic Honor Roll member ... hit .250 with 36 runs, 11 doubles, eight homers, 45 RBIs, a .401 slugging percentage, .326 on-base percentage, 27 walks, two

hit-by-pitches and seven steals in 60 games (60 starts at third base) ... tied for first in the ACC in sacrifice flies (6) ... led the team in sacrifice flies ... committed only seven errors (.946 fielding percentage) ... had 17 multiple-hit games ... went 4-for-4 with two homers, three RBIs, three runs, a walk and three steals against Binghamton on Feb. 17 ... went 2-for-5 with a double, two RBIs and two runs against Charlotte on Feb. 21 ... went 2-for-4 with a double and two runs against No. 23 South Carolina on March 3 ... went 3-for-5 with a homer, double, four RBIs and two runs at Georgia Tech on March 26 ... went 3-for-4 with three RBIs and two runs at Florida State on April 7 ... hit a homer against Kennesaw State on April 25 ... hit a three-run homer in the first game of a doubleheader at No. 11 Boston College on April 28 ... went 2-for-4 with an RBI and two runs at Virginia Tech on May 12 ... went 2-for-5 with a double, two RBIs and a run at Virginia Tech on May 14 ... went 3-for-4 with two homers, five RBIs and a walk against North Carolina on May 18 ... went 2-for-5 with a run and a walkoff single against North Carolina on May 19 ... went 2-for-4 with a homer, walk and steal against North Carolina in the ACC Tournament on May 27.

2022 (SOPHOMORE)

Second-team All-Atlantic Region by ABCA ... Third-Team All-ACC selection ... won the Tiger Baseball Award, given to the team's best leader ... All-ACC Academic selection ... ACC Academic Honor Roll member ... hit .349 with 30 runs, nine doubles, 11 homers, 40 RBIs, a .602 slugging percentage, .397 on-base percentage, 14 walks and a hit-by-pitch in 44 games (39 starts at second base) ... had a .981 fielding percentage, committing only three errors in 158 chances ... had 21 multiple-hit games ... had 11 multiple-RBI games ... hit a team-high .381 with nine homers, six doubles and 24 RBIs in 25 games against top-25 ranked teams ... after starting the year 5-for-29 (.172) in his first 12 games, he was 53-for-137 (.387) with eight homers and 35 RBIs in his last 32 games ... hit a team-high .370 with seven homers, four doubles, 21 RBIs and 17 runs in 24 ACC regular-season games ... had a 13-game RBI streak from April to May ... had a 14-game hitting April to May ... went 2-for-3 with two homers and a walk against No. 23 Miami (Fla.) on

WRIGHT'S CAREER HIGHS

Runs	3	Binghamton	2-17-23
Hits	4	many (2)	-----
Doubles	2	Florida State	4-24-22
Home Runs	2	many (3)	-----
RBIs	6	East Tennessee State	4-20-22
Walks	2	many (9)	-----
Steals	3	Binghamton	2-17-23

March 18 ... went 1-for-4 with a two-run homer and a walk at Winthrop on March 29 ... went 2-for-5 with an RBI, two runs and a walk against No. 22 NC State on April 1 ... went 2-for-4 with a homer against No. 22 NC State on April 2 ... went 4-for-5 with a homer and three RBIs against No. 22 NC State on April 3; was 8-for-14 (.571) with two homers, five RBIs, four runs and a walk in the series ... went 2-for-4 with a homer, double and two runs against No. 10 Georgia on April 5 ... went 2-for-5 with two RBIs against USC Upstate at Greenville, S.C. on April 12 ... went 3-for-5 with a homer, double, six RBIs and two runs against East Tennessee State on April 20 ... went 1-for-3 with a homer and walk against No. 9 Florida State on April 23 ... went 2-for-5 with two doubles, an RBI and a run against No. 9 Florida State on April 24 ... went 2-for-5 with two RBIs, a run and walk against Presbyterian on April 26 ... went 2-for-6 with a double, two RBIs and two runs against No. 22 Wofford on April 27 ... went 2-for-3 with a homer, two RBIs, two runs and a walk at No. 10 Louisville on May 1 ... went 2-for-4 with a double, two RBIs and a walk against No. 21 Georgia Tech on May 6 ... went 3-for-5 with a homer in the first game of a doubleheader at No. 9 Virginia on May 15 ... hit a two-run homer against No. 2 Virginia Tech in the ACC Tournament on May 26 ... played for Wareham in the Cape Cod League in the summer, when he hit .206 with a homer, three doubles, 13 RBIs, 13 runs and a steal in 34 games.

2021 (FRESHMAN)

ACC Academic Honor Roll member ... hit .167 with three runs, a double, homer, five RBIs, a .262 on-base percentage, five walks and two steals in 12 games (10 starts at third base) ... had a .957 fielding percentage (one error) ... was 4-for-5 in the first inning ... went 2-for-4 with his first career homer, three RBIs and a steal at No. 10 Florida State on May 16 ... played for Forest City in the Coastal Plain League in the summer, when he hit .303 with nine doubles, four homers, 18 RBIs, 26 runs and five steals in 35 games.

BEFORE CLEMSON

No. 87 player in Florida by Perfect Game ... No. 15 short-stop in Florida by Perfect Game ... all-region selection as a sophomore, junior and senior ... lettered four times in baseball at Clearwater Central Catholic High School, where he was coached by Todd Vaughan.

PERSONAL

Majoring in economics ... born Blake Spencer Wright on Feb. 12, 2002 in Belleair, Fla.

WRIGHT'S CAREER STATS

OVERALL																							
Year	Avg	GP-GS	AB	R	H	2B	3B	HR	RBI	TB	Slg%	BB	HP	SO	GDP	OB%	SF	SH	SB	PO	A	E	Fld%
2021	.167	12-10	36	3	6	1	0	1	5	10	.278	5	0	8	0	.262	1	0	2-2	5	17	1	.957
2022	.349	44-39	166	30	58	9	0	11	40	100	.602	14	1	23	4	.397	3	1	0-1	69	86	3	.981
2023	.250	60-60	232	36	58	11	0	8	45	93	.401	27	2	40	6	.326	6	1	7-12	35	87	7	.946
Totals	.281	116-109	434	69	122	21	0	20	90	203	.468	46	3	71	10	.347	10	2	9-15	109	190	11	.965

ACC REGULAR SEASON

Year	Avg	GP-GS	AB	R	H	2B	3B	HR	RBI	TB	Slg%	BB	HP	SO	GDP	OB%	SF	SH	SB	PO	A	E	Fld%
2021	.188	7-5	16	1	3	0	0	1	4	6	.375	2	0	2	0	.263	1	0	2-2	0	8	0	1.000
2022	.370	24-24	100	17	37	4	0	7	21	62	.620	6	1	13	3	.404	2	0	0-1	35	52	3	.967
2023	.265	30-30	117	14	31	5	0	4	29	48	.410	9	2	21	5	.318	4	1	0-3	22	36	3	.951
Totals	.305	61-59	233	32	71	9	0	12	54	116	.498	17	3	36	8	.350	7	1	2-6	57	96	6	.962

ROOKIE BIOS



LUKE BROWN

25

RHP • R-R • 6-7 • 190 • FR. • HS
APEX, N.C.
MIDDLE CREEK HS
GENERAL ENGINEERING

First-year freshman.

Before Clemson: No. 254 righthander in the nation by Perfect Game ... No. 23 player and No. 6 righthander in North Carolina by Perfect Game ... first-team all-state pick ... conference pitcher-of-the-year ... two-time all-conference pick ... owns the career and season strikeout records at Middle Creek High School ... lettered three times in baseball at Middle Creek High School, where he was coached by Nate Logan.

Personal: Majoring in general engineering ... born Luke Jacob Brown on Nov. 18, 2004 in Apex, N.C.



CHANCE FITZGERALD

49

RHP • R-R • 6-1 • 205 • FR. • HS
SANFORD, FLA.
LAKE HOWELL HS
PRE-BUSINESS

First-year freshman ... No. 152 freshman in the nation in the preseason by Perfect Game ... No. 16 ACC prospect for the 2026 draft in the preseason by Perfect Game.

Before Clemson: No. 211 player and No. 62 righty in the nation by Perfect Game ... No. 29 player and No. 8 righty in Florida by Perfect Game ... selected to the Senior All-Star Game ... lettered three times in baseball, one time in golf and one time in volleyball at Lake Howell High School, where he was coached by Paul Giambalvo.

Personal: His father, Duane, played basketball at UCF ... majoring in pre-business ... born Chance Owen Fitzgerald on June 9, 2005 in Sanford, Fla.



ANDREW CIUFU

5

INF • R-R • 6-0 • 200 • ^**JR. • TR
MEDFORD, N.Y.
GEORGETOWN UNIVERSITY
ATHLETIC LEADERSHIP IN EDUCATION

First-year transfer and junior who will compete for a starting infield position.

Before Clemson: Member of the Georgetown team for four seasons (2020-23), as he only saw action in 2021 and 2022 ... hit .270 with 50 runs, six doubles, two triples, 10 homers, 50 RBIs, a .414 slugging percentage, .344 on-base percentage and 17 steals in 78 games (77 starts) in his career at Georgetown, where he was coached by Edwin Thompson ... did not play in 2023 ... hit .297 with nine homers, 37 RBIs and 11 steals in 2022 ... Coastal Plain League All-Star in 2022 ... hit .447 with a .531 on-base percentage and a junior ... National Honor Society member ... lettered four times in baseball at Patchogue-Medford High School and Phillips (Mass.) Academy, where he was coached by Kevin Graber.

Personal: His brother, Richard, played baseball at Brown ... pronounced CHEW-fu ... majoring in athletic leadership in education ... born Andrew John Ciufu on Sept. 7, 2000 in Medford, N.Y.

CIUFU'S OVERALL STATS

Year	AVG	G-S	AB	R	H	2B	3B	HR	RBI	OB%	SB
2021*	.209	27-26	86	8	18	1	1	1	13	.253	6-7
2022*	.297	51-51	192	42	57	5	1	9	37	.382	11-12
Totals	.270	78-77	278	50	75	6	2	10	50	.344	17-19

* - Georgetown



JACOB HINDERLEIDER

6

INF • R-R • 6-1 • 210 • ^*SR. • TR
KANEHOE, HAWAII
DAVIDSON COLLEGE
DATA SCIENCE & ANALYTICS

First-year transfer and senior who will compete for a starting infield position.

Before Clemson: Member of the Davidson team from 2020-23 ... hit .273 with 115 runs, 43 doubles, five triples, 25 homers, 133 RBIs, a .490 slugging percentage, .354 on-base percentage and 15 steals in 170 games (163 starts) in his career at Davidson, where he was coached by Rucker Taylor ... hit .336 with 55 runs, 16 doubles, three triples, 12 homers, 56 RBIs and a .445 on-base percentage in 2022, when he was a Second-Team All-Atlantic 10 Conference selection ... had a 23-game hitting streak in 2022 (22 games) and 2023 (one game) ... hit .350 with two homers and 17 RBIs as a senior at Iolani School ... second-team All-Interscholastic League selection as a senior ... lettered two times in baseball and one time in football at Iolani School, where he was coached by Kurt Miyahira.

Personal: Pronounced HHHN-duhr-lye-duhr ... majoring in data science & analytics ... born Jacob Aaron Hinderleider on May 16, 2001 in Honolulu, Hawaii.

HINDERLEIDER'S OVERALL STATS

Year	AVG	G-S	AB	R	H	2B	3B	HR	RBI	OB%	SB
2020*	.149	16-16	47	7	7	4	1	0	8	.241	2-3
2021*	.212	50-47	151	17	32	8	1	6	26	.275	2-3
2022*	.336	56-56	211	55	71	16	3	12	56	.445	6-9
2023*	.282	48-44	181	36	51	15	0	7	43	.335	5-7
Totals	.273	170-163	590	115	161	43	5	25	133	.354	15-22

* - Davidson



JACKSON COLE

37

LHP • L-L • 6-2 • 185 • FR. • HS
BOILING SPRINGS, S.C.
BOILING SPRINGS HS
PARKS, RECREATION & TOURISM MANAGEMENT

First-year freshman.

Before Clemson: No. 212 lefthander in the nation by Perfect Game ... No. 39 player and No. 7 lefthander in South Carolina by Perfect Game ... North-South All-Star Game selection ... region player-of-the-year and Spartanburg County player-of-the-year as a senior ... lettered three times in baseball and two times in football at Boiling Springs High School, where he was coached by Jeff Lipscomb.

Personal: His sister, Gracie, is a Tiger Dancer at Clemson ... his father, Jason, played baseball at USC Upstate ... his grandfather, Eddie, played baseball at Western Carolina ... majoring in parks, recreation & tourism management ... born Jackson Newman Cole on April 4, 2005 in Boiling Springs, S.C.



AIDAN KNAAK

19

RHP • R-R • 6-0 • 205 • FR. • HS
FORT MYERS, FLA.
BISHOP VEROT CATHOLIC HS
PRE-BUSINESS

First-year freshman ... No. 74 freshman in the nation in the preseason by Perfect Game ... No. 44 freshman in the ACC in the preseason by D1Baseball ... No. 14 ACC prospect for the 2026 draft in the preseason by Perfect Game.

Before Clemson: No. 102 player and No. 26 righthander in the nation by Perfect Game ... No. 18 player and No. 6 righthander in Florida by Perfect Game ... No. 308 prospect for the 2023 draft by Perfect Game ... selected to the Senior All-Star Game ... Lee County pitcher-of-the-year ... lettered four times in baseball at Bishop Verot Catholic High School, where he was coached by Casey Scott.

ROOKIE BIOS

Personal: His father, Robert, played baseball at Cal Poly (1991-94) ... pronounced kuh-NOCK ... majoring in pre-business ... born Aidan Robert Knaak on Sept. 19, 2004 in Sarasota, Fla.



JUSTIN LeGUERNIC

33

- LHP • R-L • 6-4 • 200 • FR. • HS
- DIX HILLS, N.Y.
- HALF HOLLOW HILLS HS WEST
- PRE-BUSINESS

First-year freshman ... No. 36 freshman in the nation in the preseason by Perfect Game ... No. 25 freshman in the ACC in the preseason by D1Baseball ... No. 7 ACC prospect for the 2026 draft in the preseason by Perfect Game.

Before Clemson: No. 107 player and No. 16 lefthander in the nation by Perfect Game ... No. 3 player and No. 1 lefthander in New York by Perfect Game ... No. 224 prospect for the 2023 draft by Perfect Game ... lettered four times in baseball and one time in basketball at Half Hollow Hills High School West, where he was coached by Thomas Migliozi.

Personal: Pronounced leh-GUHR-nick ... majoring in pre-business ... born Justin Joseph LeGuernic on Oct. 8, 2005 in Dix Hills, N.Y.



LUCAS MAHLSTEDT

47

- RHP • R-R • 6-3 • 175 • JR. • TR
- ORMOND BEACH, FLA.
- WOFFORD COLLEGE
- PHYSICS

First-year transfer and junior righthander who has a sidearm delivery ... No. 83 transfer in the nation in the preseason by D1Baseball.

Before Clemson: Member of the Wofford team for two seasons (2022,23) ... was 9-3 with six saves, a 4.23 ERA, .276 opponents' batting average and 97 strikeouts against 29 walks in 115.0 innings pitched over 48 appearances (two starts) in his career at Wofford, where he was coached by Todd Interdonato ... was 7-2 with six saves, a 2.69 ERA, .239 opponents' batting average and 68 strikeouts against 18 walks in 83.2 innings pitched over 27 relief appearances in 2023 ... led the SoCon and was 25th in the nation in ERA in 2023 ... led the SoCon and was 22nd in the nation in WHIP (1.08) in 2023 ... led the team in ERA, WHIP, opponents' batting average, saves, appearances and pickoffs (3) in 2023 ... first player in Wofford history to be named a semifinalist for the National Pitcher-of-the-Year Award ... First-Team All-SoCon in 2023 ... earned All-SoCon Tournament honors in 2023 ... CSC Academic All-District in 2023 ... All-SoCon Academic selection and SoCon Academic Honor Roll member in 2023 ... SoCon Academic Honor Roll member in 2022 ... had an 0.40 ERA and 34 strikeouts against one walk in 35.1 innings pitched over 17 appearances as a senior at Spruce Creek High School ... had an 0.00 ERA and 18 strikeouts in 12 appearances as a junior ... National Honor Society member ... lettered three times in baseball at Spruce Creek High School, where he was coached by Johnny Goodrich.

Personal: His brother, Christian, played baseball at Rollins (2019-22) ... pronounced MALL-sted ... majoring in physics ... born Lucas Albert Mahlstedt on March 26, 2003 in Miami, Fla.

MAHLSTEDT'S OVERALL STATS

Year	ERA	W-L	G-S	CG	SHO	SV	IP	H	R	ER	BB	SO
2022*	8.33	2-1	21-2	0	0	0	31.1	49	34	29	11	29
2023*	2.69	7-2	27-0	0	0	6	83.2	72	26	25	18	68
Totals	4.23	9-3	48-2	0	0	6	115.0	121	60	54	29	97

* - Wofford



MATTHEW MARCHAL

36

- RHP • R-R • 6-3 • 205 • ^*SR. • TR
- GREENVILLE, S.C.
- WOFFORD COLLEGE
- ATHLETIC LEADERSHIP

First-year transfer and senior righthander who has significant starting experience ... No. 52 transfer in the nation in the preseason by D1Baseball.

Before Clemson: Member of the Wofford team for three seasons (2021-23) and Furman team for one season (2020) ... was 22-10 with three saves, a 4.16 ERA, .254 opponents' batting average and 235 strikeouts against 48 walks in 227.0 innings pitched over 61 appearances (37 starts) in his four combined seasons at Furman and Wofford ... was coached by Brett Harker at Furman and by Todd Interdonato at Wofford ... was 11-4 with one save, a 4.58 ERA, .250 opponents' batting average and 93 strikeouts against 22 walks in 92.1 innings pitched over 20 appearances (19 starts) in 2023, when he was a Second-Team All-SoCon selection ... was 7-2 with a 2.52 ERA, .225 opponents' batting average and 93 strikeouts against 12 walks in 85.2 innings pitched over 18 appearances (17 starts) in 2022, when he was a First-Team All-SoCon selection ... led the team and was 14th in the nation in strikeout-to-walk ratio (7.75) in 2022 ... earned All-SoCon Tournament honors in 2022 and 2023 ... two-time All-SoCon Academic selection ... four-time member of the SoCon Academic Honor Roll with his two programs ... all-state and all-region selection as a senior at St. Joseph's Catholic School ... was 6-2 with a 1.14 ERA and 67 strikeouts as a senior ... all-region selection as a junior ... National Honor Society member ... lettered three times in baseball and two times in basketball at St. Joseph's Catholic School, where he was coached by George Turmon.

Personal: His father, Doug, played baseball at Clemson (1985-87); was 6-3 with five saves, a 5.88 ERA and 35 strikeouts in 67.1 innings pitched over 33 appearances (seven starts) in his career ... his second cousin, Ryan Ammons, played baseball at Clemson (2020-23) ... pronounced MAHR-shull ... majoring in athletic leadership ... born Matthew Douglas Marchal on Dec. 7, 2000 in Piedmont, S.C.

MARCHAL'S OVERALL STATS

Year	ERA	W-L	G-S	CG	SHO	SV	IP	H	R	ER	BB	SO
2020*	6.30	2-2	6-1	0	0	0	10.0	14	13	7	5	8
2021^	6.23	2-2	17-0	0	0	2	39.0	50	30	27	9	41
2022^	2.52	7-2	18-17	0	0	0	85.2	75	32	24	12	93
2023^	4.58	11-4	20-19	2	0	1	92.1	92	56	47	22	93
Totals	4.16	22-10	61-37	2	0	3	227.0	231	131	105	48	235

* - Furman; ^ - Wofford



TY MARSHALL

44

- C • S-R • 5-9 • 185 • FR. • HS
- CAYCE, S.C.
- BROOKLAND-CAYCE HS
- COMMUNICATION

First-year freshman.

Before Clemson: No. 72 catcher in the nation by Perfect Game ... No. 15 player and No. 2 catcher in South Carolina by Perfect Game ... North-South All-Star Game selection ... three-time all-state selection ... three-time all-region selection ... lettered six times in baseball at Brookland-Cayce High School, where he was coached by Rusty Charpia.

Personal: Majoring in communication ... born Ty Edward Marshall on June 11, 2005 in Cayce, S.C.

ROOKIE BIOS



ALDEN MATHES

17

OF • L-L • 6-0 • 200 • ^*SR • TR
BROOMALL, PA.
UNIVERSITY OF RICHMOND
ATHLETIC LEADERSHIP IN EDUCATION

First-year transfer and senior outfielder who will compete for a starting outfield spot.

Before Clemson: Drafted in the 19th round (No. 557 overall pick) by the Baltimore Orioles in 2022 ... member of the Richmond team from 2020-23 ... hit .319 with 142 runs, 36 doubles, seven triples, 21 homers, 117 RBIs, a .523 slugging percentage, .408 on-base percentage and 20 steals in 148 games (139 starts) in his career at Richmond, where he was coached by Tracy Woodson ... was 5-5 with five saves, a 4.60 ERA, .221 opponents' batting average and 125 strikeouts against 45 walks in 94.0 innings pitched over 30 appearances (nine starts) in his career ... hit .296 with 59 runs, 14 doubles, nine homers, 41 RBIs, a .434 on-base percentage and 11 steals in 54 games in 2023 ... hit .344 with 61 runs, 13 doubles, six triples, a team-high 10 homers, 59 RBIs, a .567 slugging percentage, .398 on-base percentage and seven steals in 55 games in 2022, when he was a Second-Tema All-Atlantic 10 Conference selection ... was 3-2 with a 3.35 ERA, .181 opponents' batting average and 58 strikeouts in 43.0 innings pitched over nine appearances (six starts) in 2022 ... earned All-Atlantic 10 Conference Tournament honors in 2022 ... Atlantic 10 Conference All-Rookie selection in 2021 ... played at Marple Newtown High School, where he was Delaware County player-of-the-year as a senior ... All-Central League selection four times, including a first-team pick three times ... All-Delaware County four times, including a first-team pick three times ... had 138 career hits ... member of the state championship team as a junior ... team captain in football as a senior ... lettered four times in baseball, three times in basketball and three times in football at Marple Newtown High School, where he was coached by Mark Jordan.

Personal: His father, Chip, played baseball at Duke ... pronounced ALL-den MATH-iss ... majoring in athletic leadership in education ... born Alden Francis Mathes on Feb. 21, 2001 in Upper Darby, Pa.

MATHES' OVERALL STATS

Year	AVG	G-S	AB	R	H	2B	3B	HR	RBI	OB%	SB
2020*	.375	14-12	48	7	18	1	1	1	4	.444	0-0
2021*	.250	25-18	56	15	14	8	0	1	13	.323	2-2
2022*	.344	55-55	247	61	85	13	6	10	59	.398	7-9
2023*	.296	54-54	203	59	60	14	0	9	41	.434	11-12
Totals	.319	148-139	554	142	177	36	7	21	117	.408	20-23

* - Richmond

Year	ERA	W-L	G-S	CG	SHO	SV	IP	H	R	ER	BB	SO
2020*	6.00	0-0	3-0	0	0	1	6.0	8	4	4	3	11
2021*	4.81	2-1	9-3	0	0	1	33.2	26	20	18	15	38
2022*	3.35	3-2	9-6	0	0	0	43.0	28	18	16	21	58
2023*	7.94	0-2	9-0	0	0	3	11.1	17	10	10	6	18
Totals	4.60	5-5	30-9	0	0	5	94.0	79	52	48	45	125

* - Richmond



TRYSTON McCLADDIE

55

INF/OF • L-R • 5-10 • 185 • FR • HS
HARLEM, GA.
HARLEM HS
PARKS, RECREATION & TOURISM MANAGEMENT

First-year freshman ... No. 169 freshman in the nation in the preseason by Perfect Game ... No. 49 freshman in the ACC in the preseason by D1Baseball.

Before Clemson: No. 231 player and No. 50 shortstop in the nation by Perfect Game ... No. 21 player and No. 6 shortstop in Georgia by Perfect Game ... No. 390 prospect for the 2023 draft by Perfect Game ... three-time region player-of-the-year ... three-time first-team all-region ... member of the state title team as a senior, when he hit .485 with 32 steals ... first-team all-state as a junior and senior ... hit .489 with 17 steals as a junior ... hit .420 as a sophomore ... lettered three times in baseball at Harlem High School, where he was coached by Jimmie Lewis.

Personal: His father, Tony, played baseball and football at Middle Georgia, was drafted in the 64th round of the 1996 MLB draft by the Rays and played four minor league seasons ... his brother, Jordan, played baseball at Wharton County Junior College and Seminole State College ... majoring in parks, recreation & tourism management ... born Tryston Michael McCladdie on July 19, 2005 in Harlem, Ga.



JACOB McGOVERN

31

LHP • L-L • 6-1 • 200 • FR • HS
SENECA, S.C.
SENECA HS
PRE-BUSINESS

First-year freshman.

Before Clemson: No. 224 lefthander in the nation by Perfect Game ... No. 41 player and No. 9 lefthander in South Carolina by Perfect Game ... North-South Select Team All-Star ... all-state selection as a junior and senior ... region MVP as a junior and senior ... AAA state pitcher-of-the-year as a senior ... AAA state player-of-the-year as a junior ... Palmetto Games participant in 2021 and 2022 ... lettered five times in baseball at Seneca High School, where he was coached by Adam Hosler.

Personal: Majoring in pre-business ... born Jacob Lewis McGovern on Sept. 8, 2004 in Anderson, S.C.



JIMMY OBERTOP

11

C/INF • R-R • 6-2 • 230 • ^*SR • TR
ST. LOUIS, MO.
UNIVERSITY OF MICHIGAN
ATHLETIC LEADERSHIP IN EDUCATION

First-year transfer and senior catcher and infielder who will compete for the starting spot behind the plate.

Before Clemson: Member of the Michigan team from 2020-23 ... hit .266 with 84 runs, 22 doubles, 29 homers, 97 RBIs, a .493 slugging percentage, .370 on-base percentage and two steals in 134 games (130 starts) in his career at Michigan, where he was coached by Erik Bakich and Tracy Smith ... hit .278 with 15 homers and 54 RBIs in 62 games in 2022 ... hit .275 with a team-high 11 homers and 34 RBIs in 42 games (41 starts) in 2021, when he was a Third-Team All-Big Ten Conference selection ... totaled four homers and nine RBIs in six NCAA Tournament games ... All-Big Ten Conference Academic selection and a Big Ten Conference Distinguished Scholar in 2023 ... lettered in baseball at Westminster Christian Academy, where he was coached by Dan Petke.

Personal: Majoring in athletic leadership in education ... born James Michael Obertop on June 12, 2000 in St. Louis, Mo.

OBERTOP'S OVERALL STATS

Year	AVG	G-S	AB	R	H	2B	3B	HR	RBI	OB%	SB
2020*	.265	11-10	34	3	9	3	0	0	2	.375	0-0
2021*	.275	42-41	153	27	42	10	0	11	34	.361	1-1
2022*	.278	62-62	234	46	65	8	0	15	54	.387	0-0
2023*	.200	19-17	60	8	12	1	0	3	7	.324	1-1
Totals	.266	134-130	481	84	128	22	0	29	97	.370	2-2

* - Michigan

ROOKIE BIOS



DEVIN PARKS

42

OF • R-R • 5-11 • 190 • FR. • HS
FORT MILL, S.C.
LEGION COLLEGIATE ACADEMY
PARKS, RECREATION & TOURISM MANAGEMENT

First-year freshman.

Before Clemson: No. 283 outfielder in the nation by Perfect Game ... No. 28 player and No. 5 outfielder in South Carolina by Perfect Game ... won MVP honors of the North Carolina vs. South Carolina All-Star Game ... tied the school record for homers (8) in a season ... lettered four times in baseball at Legion Collegiate Academy, where he was coached by Devon Lowery.

Personal: Majoring in parks, recreation & tourism management ... born Devin Jamal Parks on Aug. 6, 2005 in Charlotte, N.C.



HIDEKI PRATHER

12

C • R-R • 5-10 • 190 • FR. • HS
OAKLAND, CALIF.
CAMPOLINDO HS
PSYCHOLOGY

First-year freshman ... No. 391 freshman in the nation in the preseason by Perfect Game.

Before Clemson: No. 470 player and No. 45 catcher in the nation by Perfect Game ... No. 61 player and No. 8 catcher in California by Perfect Game ... first-team all-league selection as a junior and senior ... lettered four times in baseball at Campolindo High School, where he was coached by Max Luckhurst.

Personal: Majoring in psychology ... born Hideki Max Prather on Sept. 27, 2004 in Oakland, Calif.



JARREN PURIFY

23

INF • R-R • 5-10 • 180 • FR. • HS
DETROIT, MICH.
UNIVERSITY LIGGETT SCHOOL
HEALTH SCIENCE

First-year freshman ... No. 49 freshman in the nation in the preseason by Perfect Game ... No. 20 freshman in the ACC in the preseason by D1Baseball ... No. 11 ACC prospect for the 2026 draft in the preseason by Perfect Game.

Before Clemson: No. 114 player and No. 29 shortstop in the nation by Perfect Game ... No. 2 player and No. 1 shortstop in Michigan by Perfect Game ... No. 391 prospect for the 2023 draft by Perfect Game ... MHSBCA East All-Star ... High School Sports Awards Player-of-the-Year in Detroit ... Prep Baseball player-of-the-year in Michigan ... hit .437 with 44 runs, 10 doubles, eight homers, 35 RBIs, a .514 on-base percentage and 19 steals as a senior ... member of the Michigan High School Dream Team as a junior and senior ... lettered three times in baseball and three times in basketball at University Liggett School, where he was coached by Dan Cimini.

Personal: Pronounced PURE-ih-fye ... majoring in health science ... born Jarren Alexander Purify on Nov. 6, 2005 in Detroit, Mich.



NOAH SAMOL

35

LHP • L-L • 6-7 • 250 • SO. • TR
MASON, OHIO
GEORGIA INSTITUTE OF TECHNOLOGY
COMPUTER INFORMATION SYSTEMS

First-year transfer and sophomore lefthander who will miss the 2024 season due to injury.

Before Clemson: Member of the Georgia Tech team for one season (2023) ... pitched 15.0 innings over 12 relief appearances at Georgia Tech, where he was coached by Danny Hall ... member of the region championship team as a senior at Mason High School ... Greater Miami Conference Pitcher-of-the-Year as a senior ... first-team All-GMC as a senior ... first-team All-Ohio by Prep Baseball Report as a senior ... lettered three times in baseball at Mason High School, where he was coached by Curt Bly.

Personal: His father, John, played basketball at John Carroll ... pronounced SAM-ull ... majoring in computer information systems ... born Noah Paul Samol on Feb. 13, 2004 in Cincinnati, Ohio.

SAMOL'S OVERALL STATS

Year	ERA	W-L	G-S	CG	SHO	SV	IP	H	R	ER	BB	SO
2023*	11.40	0-1	12-0	0	0	0	15.0	21	19	19	13	14

* - Georgia Tech

SAMOL'S ACC REGULAR-SEASON STATS

Year	ERA	W-L	G-S	CG	SHO	SV	IP	H	R	ER	BB	SO
2023*	12.71	0-0	5-0	0	0	0	5.2	10	8	8	6	5

* - Georgia Tech



DREW TITSWORTH

00

RHP • L-R • 6-3 • 230 • FR. • HS
FRANKENMUTH, MICH.
FRANKENMUTH HS
PRE-BUSINESS

First-year freshman ... No. 216 freshman in the nation in the preseason by Perfect Game ... No. 46 freshman in the ACC in the preseason by D1Baseball.

Before Clemson: No. 281 player and No. 87 righthander in the nation by Perfect Game ... No. 6 player and No. 1 righthander in Michigan by Perfect Game ... No. 453 prospect for the 2023 draft by Perfect Game ... MHSBCA West All-Star ... two-time MLive Dream Team player-of-the-year ... lettered four times in baseball, three times in football and two times in basketball at Frankenmuth High School, where he was coached by Tim Smith.

Personal: Majoring in pre-business ... born Drew Robert Titsworth on April 27, 2005 in Saginaw, Mich.

AGAINST ALL COMPETITION

Opponent ^(First Game - Last Game)	G	W	L	Win %	^CU	^Opp	Home	Away	Neutral
Adelphi ⁽¹⁹⁵⁹⁾	1	1	0	1.000	16	8	1-0		
Alabama ⁽¹⁹¹⁹⁻¹⁰⁾	26	13	13	.500	160	150	6-5	4-6	3-2
App State ⁽¹⁹⁷³⁻¹⁴⁾	21	19	2	.905	168	64	17-2	2-0	
Arizona ⁽¹⁹⁵⁸⁻⁹⁰⁾	5	2	3	.400	27	23			2-3
Arizona State ⁽¹⁹⁷⁷⁻¹⁵⁾	5	1	4	.200	23	35		0-2	1-2
Arkansas ⁽¹⁹⁸⁷⁻⁰²⁾	6	3	3	.500	40	34	2-1	1-0	0-2
Arkansas State ⁽¹⁹⁹⁵⁾	1	1	0	1.000	7	2			1-0
Armstrong State ⁽¹⁹⁸⁹⁾	2	1	1	.500	7	6			1-1
Auburn ^{***(1901-2010)}	93	42	48	.468	506	552	16-17	18-29	3-8
Austin Peay ⁽¹⁹⁷³⁻¹⁸⁾	4	3	1	.750	24	13	2-1		1-0
Ball State ⁽¹⁹⁸⁴⁾	3	1	2	.333	15	11	1-2		
Baylor ⁽²⁰⁰⁵⁾	3	1	2	.333	6	15		1-2	
Belmont Abbey ⁽¹⁹⁰⁴⁻⁷¹⁾	6	6	0	1.000	58	16	3-0	3-0	
Binghamton ⁽²⁰²³⁾	3	3	0	1.000	33	6	3-0		
Birmingham-Southern ⁽¹⁹²³⁻⁰⁴⁾	4	3	1	.750	21	15		1-1	2-0
Boston College ⁽²⁰⁰⁶⁻²³⁾	56	45	11	.804	386	220	22-5	22-5	1-1
Bradley ⁽¹⁹⁵⁰⁾	2	1	1	.500	10	3			1-1
Brigham Young ⁽¹⁹⁸⁸⁾	1	0	1	.000	2	9			0-1
Buffalo ⁽¹⁹⁶⁹⁾	3	3	0	1.000	61	9	3-0		
Cal State Fullerton ⁽²⁰⁰⁶⁾	1	0	1	.000	6	7			0-1
Cal State LA ⁽¹⁹⁷⁷⁾	1	0	1	.000	0	1			0-1
California ⁽¹⁹⁸⁰⁻⁹⁷⁾	4	1	3	.250	40	33	1-2		0-1
Campbell ⁽¹⁹⁸²⁻⁹⁰⁾	5	3	2	.600	37	22	3-1	0-1	
Central Michigan ⁽¹⁹⁷³⁾	1	0	1	.000	4	8	0-1		
Charleston Southern ⁽¹⁹⁷⁶⁻¹⁸⁾	21	20	1	.952	163	60	17-1	3-0	
Charlotte ⁽¹⁹⁸⁵⁻²³⁾	18	14	4	.778	168	82	10-3	4-1	
Cincinnati ⁽¹⁹³⁶⁻²¹⁾	7	5	2	.714	52	34	4-1		1-1
Coastal Carolina ⁽¹⁹⁸⁶⁻²³⁾	61	49	12	.803	545	304	35-7	12-5	2-0
College of Charleston ⁽¹⁸⁹⁹⁻²⁰²³⁾	37	32	5	.865	296	140	22-4	8-0	2-1
Colorado State ⁽¹⁹⁵⁹⁾	1	1	0	1.000	7	1			1-0
Columbus ⁽¹⁹⁷⁷⁻⁹¹⁾	8	7	1	.875	70	23	2-0	5-1	
Cornell ⁽¹⁸⁹⁹⁻⁸⁰⁾	6	4	2	.667	40	34	3-1		1-1
Creighton ⁽¹⁹⁹⁰⁻⁹⁹⁾	5	1	4	.200	29	35			1-4
CSUN ⁽¹⁹⁹⁷⁾	2	1	1	.500	13	25			1-1
Davidson ⁽¹⁹⁰³⁻²⁰¹¹⁾	37	28	9	.757	373	135	20-3	8-5	0-1
Dayton ⁽²⁰¹⁰⁾	1	1	0	1.000	6	5	1-0		
DBU ⁽²⁰¹⁸⁾	3	3	0	1.000	24	4	3-0		
Delaware ⁽¹⁹⁹⁹⁾	1	1	0	1.000	17	3			1-0
Duke ^{***(1904-2023)}	210	131	77	.629	1456	992	69-33	51-30	11-14
East Carolina ⁽¹⁹⁶⁸⁻⁰⁵⁾	22	13	9	.591	120	83	9-2	4-6	0-1
East Tennessee State ⁽¹⁹⁶⁹⁻²³⁾	31	24	7	.774	244	95	22-5	2-2	
Eastern Kentucky ⁽¹⁹⁹²⁾	2	2	0	1.000	29	0	2-0		
Eastern Michigan ⁽¹⁹⁷⁵⁻¹⁴⁾	8	4	4	.500	49	35	4-2	0-1	0-1
Elon ⁽¹⁹²⁰⁻¹⁷⁾	24	17	7	.708	161	119	16-7		1-0
Erskine ⁽¹⁸⁹⁸⁻⁸⁵⁾	102	72	30	.706	537	335	34-10	30-14	8-6
FIU ⁽¹⁹⁸⁵⁻⁸⁷⁾	4	2	2	.500	14	19	1-1	1-1	
Florida ⁽¹⁹²⁸⁻⁸³⁾	30	12	18	.400	186	200	1-1	9-16	2-1
Florida Atlantic ⁽¹⁹⁹⁸⁾	2	1	1	.500	11	11	1-1		
Florida Gulf Coast ⁽²⁰¹⁰⁾	4	3	1	.750	32	15	3-1		
Florida Southern ⁽¹⁹⁷⁴⁻⁷⁶⁾	4	2	2	.500	22	13		2-2	
Florida State ^{*(1958-23)}	158	74	83	.472	897	941	37-24	23-45	14-14
Fordham ⁽¹⁹⁸⁸⁾	1	1	0	1.000	3	2			1-0
Francis Marion ⁽¹⁹⁷⁶⁻⁸⁶⁾	10	9	1	.900	95	37	4-1	5-0	
Fresno State ⁽¹⁹⁸⁸⁻⁹⁴⁾	6	2	4	.333	44	51		0-1	2-3
Furman ^{****(1896-2020)}	216	155	57	.727	1740	973	84-26	63-28	8-3
Gardner-Webb ⁽¹⁹⁷⁵⁻¹⁹⁾	12	11	1	.917	112	39	10-0	1-1	
George Mason ⁽¹⁹⁹⁵⁻⁰⁷⁾	9	8	1	.889	106	20	8-1		
George Washington ⁽¹⁹⁵⁸⁻⁸⁸⁾	4	3	1	.750	17	13	1-0	0-1	2-0
Georgia ^{***(1900-2023)}	242	111	129	.463	1451	1386	58-53	50-72	3-4
Georgia Regents ⁽¹⁹⁸⁴⁻⁹¹⁾	3	3	0	1.000	42	7	2-0	1-0	
Georgia Southern ^{*(1959-21)}	91	60	30	.665	709	443	31-13	22-17	7-0
Georgia State ⁽²⁰²¹⁻²³⁾	5	4	1	.800	37	25	4-1		
Georgia Tech ^{***(1902-2023)}	239	120	116	.508	1550	1452	54-26	46-81	20-9
Gordon ⁽¹⁹⁰⁹⁾	1	0	1	.000	3	5		0-1	
Grand Canyon ⁽¹⁹⁹⁴⁾	2	2	0	1.000	12	1			2-0
Guilford ⁽¹⁹¹⁸⁾	2	0	2	.000	3	7	0-2		
Hartford ⁽²⁰²²⁾	3	3	0	1.000	47	7	3-0		
Hawaii ⁽¹⁹⁹⁴⁾	1	1	0	1.000	7	3		1-0	
Hawaii Hilo ⁽¹⁹⁹⁴⁾	3	3	0	1.000	29	9		3-0	
High Point ⁽¹⁹⁷⁶⁻¹⁴⁾	10	10	0	1.000	65	14	9-0	1-0	
Hobart ⁽¹⁹⁰²⁾	1	1	0	1.000	10	2	1-0		
Holy Cross ⁽¹⁹⁵⁸⁻¹²⁾	2	1	1	.500	20	21	1-0		0-1
Howard ⁽¹⁹⁷⁸⁻⁸²⁾	10	10	0	1.000	102	28	10-0		
Illinois ⁽¹⁹⁸⁶⁻¹⁹⁾	4	4	0	1.000	32	14	3-0		1-0
Indiana ⁽²⁰²²⁾	3	3	0	1.000	33	8	3-0		
Jacksonville ⁽¹⁹⁶⁹⁻⁹⁵⁾	5	3	2	.600	32	29	2-0	1-2	
Jacksonville State ⁽²⁰¹⁹⁾	1	0	1	.000	2	9			0-1
James Madison ⁽¹⁹⁷⁶⁻¹⁶⁾	23	21	2	.913	190	72	20-0	1-2	
Kansas ⁽¹⁹⁹³⁻⁰⁶⁾	4	2	2	.500	17	20	2-1		0-1
Kansas State ⁽¹⁹⁹³⁻⁹⁹⁾	4	3	1	.750	31	17	3-0		0-1
Kennesaw State ⁽²⁰¹⁸⁻²³⁾	4	4	0	1.000	37	13	2-0	2-0	
Kent State ^{*(1969)}	3	1	1	.500	29	16	1-1		
Kentucky ⁽¹⁹⁵⁰⁻⁹⁷⁾	9	6	3	.667	50	35	6-1		0-2
Lewis ⁽¹⁹⁷⁷⁻⁷⁸⁾	6	6	0	1.000	31	12	6-0		
Lewis-Clark State ⁽¹⁹⁹⁴⁾	1	0	1	.000	2	9			0-1
Liberty ⁽¹⁹⁸⁸⁻²⁰⁾	11	5	6	.455	58	58	5-3	0-1	0-2
Lipscomb ⁽²⁰²³⁾	1	1	0	1.000	12	5	1-0		
Long Beach State ⁽¹⁹⁸⁸⁻⁹¹⁾	2	1	1	.500	21	19			1-1

Opponent ^(First Game - Last Game)	G	W	L	Win %	^CU	^Opp	Home	Away	Neutral
Louisiana ⁽¹⁹⁹¹⁻⁰⁰⁾	3	1	2	.333	29	23			1-2
Louisville ⁽¹⁹⁷⁰⁻²³⁾	34	20	14	.588	219	164	15-6	2-7	3-1
Maine ⁽¹⁹⁹¹⁻¹⁶⁾	26	24	2	.923	248	93	20-2	1-0	3-0
Marshall ⁽¹⁹⁷⁵⁻⁹⁰⁾	17	15	2	.882	179	53	15-1		0-1
Maryland ⁽¹⁹²³⁻¹⁴⁾	164	123	41	.750	1192	659	67-9	45-28	11-4
Massachusetts ⁽¹⁹⁵⁹⁻⁶⁹⁾	6	5	1	.833	49	28	5-1		
Memphis ⁽²⁰⁰⁷⁾	3	2	1	.667	19	10	2-1		
Mercer ^{*(1901-2008)}	35	19	15	.557	184	140	10-1	9-14	1-1
Miami (Fla.) ^{*(1977-23)}	78	32	45	.417	426	478	13-14	10-22	1-9
Miami (Ohio) ⁽¹⁹⁶⁵⁻¹⁰⁾	4	4	0	1.000	49	1	4-0		
Michigan ⁽¹⁹²⁵⁻²⁹⁾	6	0	6	.000	12	48	0-6		
Michigan State ^{*(1935-22)}	21	10	10	.500	129	141	4-9	1-1	6-1
Middle Tennessee ⁽²⁰⁰⁰⁾	2	2	0	1.000	25	3	2-0		
Mississippi College ⁽¹⁹²³⁾	2	1	1	.500	4	2	1-1		
Mississippi State ⁽¹⁹⁶⁸⁻⁰⁷⁾	13	8	5	.615	75	61	3-0	4-5	1-0
Missouri State ⁽¹⁹⁹³⁻⁹⁹⁾	5	4	1	.800	33	46			4-1
Morehead State ⁽¹⁹⁹⁷⁻¹⁸⁾	6	6	0	1.000	35	13	6-0		
Navy ⁽¹⁹⁶³⁻⁹⁵⁾	2	2	0	1.000	25	8	1-0		1-0
NC State ^{*(1921-2023)}	215	124	90	.579	1446	1192	60-32	1-13	14-13
Nebraska ⁽¹⁹⁹³⁻⁰²⁾	2	1	1	.500	11	15			1-1
Nevada ⁽¹⁹⁹⁷⁻¹⁷⁾	5	3	2	.600	37	29	2-1		1-1
New Hampshire ⁽¹⁹⁹⁴⁾	1	1	0	1.000	4	1	1-0		
New Orleans ⁽¹⁹⁸⁵⁻⁸⁹⁾	7	3	4	.429	49	48		1-2	2-2
New York Tech ⁽²⁰⁰¹⁾	3	3	0	1.000	51	3	3-0		
Newberry ^{*(1900-78)}	88	50	37	.574	475	369	25-11	24-25	1-1
North Carolina ^{*(1901-2023)}	203	106	96	.525	1078	1002	53-32	1-13	16-15
North Carolina A&T ⁽²⁰⁰⁵⁾	1	1	0	1.000	12	2	1-0		
North Georgia ⁽¹⁹⁰⁹⁻²⁵⁾	5	3	2	.600	41	24	3-2		
Northeastern ⁽²⁰²²⁾	3	2	1	.667	22	15	2-1		
Northwestern ⁽¹⁹⁹⁷⁾	2	2	0	1.000	22	9			2-0
Notre Dame ⁽¹⁹⁹⁴⁻²³⁾	29	15	14	.517	138	125	8-8	6-6	1-0
Oglethorpe ⁽¹⁹¹⁷⁻⁵⁹⁾	14	6	8	.429	61	72	2-3	4-5	
Ohio ^{*(1937-01)}	33	19	13	.593	217	176	19-13	1-1	
Ohio State ⁽¹⁹⁵⁴⁻⁰³⁾	15	10	5	.667	86	62	9-3		1-2
Oklahoma ⁽¹⁹⁹²⁻¹⁰⁾	2	1	1	.500	12	11			1-1
Oklahoma State ⁽¹⁹⁹¹⁻¹⁶⁾	8	4	4	.500	43	40	2-3		2-1
Old Dominion ⁽¹⁹⁸³⁻⁰⁵⁾	38	31	7	.816	249	122	27-5	4-2	
Ole Miss ⁽¹⁹²³⁻¹⁹⁾	16	7	9	.438	65	93		6-9	1-0
Oral Roberts ⁽²⁰⁰⁵⁻⁰⁶⁾	3	3	0	1.000	25	16	3-0		
Oregon ⁽²⁰¹⁴⁾	1	0	1	.000	1	18			0-1
Oregon State ⁽¹⁹⁸⁸⁻⁰¹⁾	5	3	2	.600	42	29			3-2
Pacific ⁽²⁰⁰⁷⁾	3	3	0	1.000	17	10	3-0		
Penn State ⁽¹⁹⁵⁹⁻⁷⁵⁾	2	0	2	.000	4	12			0-2
Pepperdine ⁽²⁰¹⁵⁾	1	0	1	.000	8	10			0-1
Pittsburgh ⁽²⁰¹⁴⁻²²⁾	11	7	4	.636	65	64	2-1	5-3	
Presbyterian ⁽¹⁹⁰⁶⁻²⁰²³⁾	90	67	23	.744	682	380	42-10	22-10	3-3
Princeton ⁽¹⁹⁹¹⁻⁰³⁾	2	2	0	1.000	20	11			2-0
Purdue ⁽²⁰⁰²⁾	3	3	0	1.000	18	11	3-0		
Rhode Island ⁽¹⁹⁶⁷⁻⁶⁸⁾	5	3	2	.600	26	19	3-2		
Rice ⁽¹⁹⁹⁴⁻⁰⁰⁾	4	2	2	.500	25	26			2-2
Richmond ⁽¹⁹¹⁵⁻⁰¹⁾	4	3	1	.750	33	21	3-1		
Rider ⁽¹⁹⁷⁰⁾	2	2	0	1.000	10	3	2-0		
Riverside Military ⁽¹⁹⁰⁹⁻¹⁰⁾	3	2	1	.667	11	10	2-0	0-1	
Rollins ⁽¹⁹⁵⁰⁻⁸⁰⁾	11	4	7	.364	60	59	1-1	3-6	
Rutgers ⁽¹⁹⁸⁸⁻⁹³⁾	2	1	1	.500	8	9			1-1
Sacred Heart ⁽²⁰¹¹⁾	1	1	0	1.000	11	1	1-0		
Saint John's ⁽¹⁹⁷⁵⁻¹⁸⁾	7	6	1	.857	55	27	2-0		4-1
Saint Louis ⁽²⁰¹³⁾	1	1	0	1.000	10	2			1-0
San Jose State ⁽²⁰⁰⁰⁾	1	1	0	1.000	10	6			1-0
Seton Hall ⁽¹⁹⁸⁷⁻⁰¹⁾	6	6	0	1.000	70	26	5-0		1-0
Siena ⁽¹⁹⁹⁶⁾	2	2	0	1.000	27	5	2-0		
South Alabama ⁽¹⁹⁷³⁻¹⁹⁾	14	8	6	.571	86	63	6-4	2-2	
South Carolina ^{*(1899-2023)}	333	186	145	.562	1961	1668	103-46	70-86	2-13
South Florida ⁽¹⁹⁹⁶⁻⁹⁸⁾	4	2	2	.500	15	15	1-2		1-0
Southern California ⁽¹⁹⁹⁰⁻⁹⁸⁾	2	0	2	.000	5	9	0-1		0-1
Southern Mississippi ⁽²⁰¹⁰⁾	1	1	0	1.000	10	1			1-0
Springfield ⁽¹⁹⁶⁷⁻⁶⁸⁾	3	3	0	1.000	22	6	3-0		
Stanford ⁽¹⁹⁹⁵⁻⁰⁰⁾	2	0	2	.000	7	18			0-2
Stetson ⁽¹⁹⁷⁶⁻⁹⁸⁾	7	6	1	.857	71	30	3-0	1-1	2-0
Stony Brook ⁽²⁰²⁰⁾	3	3	0	1.000	6	1	3-0		
Tampa ⁽¹⁹⁹²⁾	3	3	0	1.000	34	6	3-0		
Temple ⁽¹⁹⁷⁷⁾	1	1	0	1.000	13	4			1-0
Tennessee ⁽¹⁹²⁵⁻²³⁾	35	23	12	.657	242	164	14-4	8-5	1-3
Tennessee Tech ⁽²⁰⁰³⁻¹⁹⁾	6	6	0	1.000	46	21	6-0		
Texas A&M ⁽¹⁹⁹⁹⁾	3	1	2	.333	17	28		1-2	
Texas State ⁽¹⁹⁹⁷⁾	1	0	1	.000	7	12			0-1
Texas Tech ⁽¹⁹⁹³⁻⁰⁴⁾	4	2	2	.500	25	21		1-2	1-0
The Citadel ^{†(1900-2019)}	104	86	18	.827	897	425	49-7	32-11	5-0
Toledo ⁽¹⁹⁷⁶⁻⁷⁷⁾	8	5	3	.625	48	25	5-3		
Troy ⁽¹⁹⁸²⁾	2	1	1	.500	7	5		1-1	
UAB ⁽²⁰¹²⁾	3	2	1	.667	14	7	2-1		
UC Irvine ⁽²⁰⁰⁵⁾	3	3	0	1.000	18	8	3-0		
UCF ⁽¹⁹⁹⁸⁻²³⁾	11	5	6	.455	60	62	1-5	3-0	1-1
UCLA ⁽¹⁹⁹²⁾	1	0	1	.000	5	6			0-1
UConn ⁽²⁰¹¹⁾	2	0	2	.000	7	21	0-2		
UNC Asheville ⁽¹⁹⁹⁸⁻⁰⁹⁾	4	4	0	1.000	57	13	4-0		
UNC Greensboro ⁽²⁰⁰⁸⁻¹⁷⁾	4	4	0	1.000	28	22	4-0		
UNCW ⁽¹⁹⁷⁶⁻⁰⁹⁾	42	34	8	.810	342	157	21-3	13-5	

AGAINST ALL COMPETITION

Opponent ^(First Game - Last Game)	G	W	L	Win %	^CU	^Opp	Home	Away	Neutral
UNLV ⁽¹⁹⁹¹⁻¹⁴⁾	11	7	4	.636	82	56	3-1	3-3	1-0
USC Aiken ⁽¹⁹⁸⁴⁻⁸⁵⁾	2	2	0	1.000	26	6	1-0	1-0	
USC Upstate⁽²⁰⁰⁹⁻²³⁾	9	7	2	.778	89	40	6-1		1-1
UT Arlington ⁽¹⁹⁹⁰⁻⁹⁵⁾	2	2	0	1.000	26	5		1-0	1-0
Valdosta State ⁽¹⁹⁷⁸⁻⁸⁷⁾	17	13	4	.765	100	60	2-0	11-4	
Vanderbilt ⁽¹⁹⁸⁴⁻¹⁸⁾	8	3	5	.375	45	53	2-5	1-0	
Vermont ⁽¹⁹⁷⁰⁾	1	1	0	1.000	14	2	1-0		
Villanova ⁽¹⁹⁹¹⁾	1	1	0	1.000	8	3			1-0
Virginia ⁽¹⁹⁵⁵⁻²²⁾	170	112	58	.659	1160	723	56-18	45-31	11-9
Virginia Tech ^{* (1902-2023)}	81	53	26	.667	537	384	29-8-1	18-15-1	6-3
VMI ⁽¹⁹¹⁶⁻²⁰¹⁹⁾	4	4	0	1.000	29	14	3-0	1-0	
Wake Forest^{* (1901-2023)}	206	142	63	.692	1394	1030	72-26-1	55-33	15-4
Washington ⁽¹⁹⁹⁴⁻⁹⁹⁾	3	2	1	.667	17	16			2-1
Washington and Lee ⁽¹⁹⁴⁸⁻⁵⁴⁾	3	2	1	.667	42	10	2-1		
Washington State ⁽¹⁹⁸⁸⁾	1	0	1	.000	5	6			0-1

Opponent ^(First Game - Last Game)	G	W	L	Win %	^CU	^Opp	Home	Away	Neutral
West Virginia ⁽¹⁹⁵¹⁻¹⁵⁾	13	11	2	.846	92	30	7-2		4-0
West Virginia Wesleyan ⁽¹⁹¹⁶⁻¹⁷⁾	3	1	2	.333	12	17	1-2		
Western Carolina ⁽¹⁹⁷⁴⁻¹⁸⁾	81	65	16	.802	746	406	46-5	18-11	1-0
Western Michigan ⁽¹⁹⁵⁸⁻⁷³⁾	3	1	2	.333	15	21	1-1		0-1
Wichita State ⁽¹⁹⁸¹⁾	1	0	1	.000	2	7	0-1		
William & Mary ⁽²⁰⁰⁰⁻¹⁸⁾	9	8	1	.889	54	36	8-1		
Wingate ⁽¹⁹⁸³⁾	1	1	0	1.000	11	7		1-0	
Winthrop⁽¹⁹⁸¹⁻²³⁾	33	26	7	.788	240	137	21-6	4-1	1-0
Wofford ^{* (1898-2022)}	107	82	24	.771	791	417	45-8	34-15	3-1-1
Wright State ⁽²⁰¹⁰⁻¹⁷⁾	9	7	2	.778	54	35	7-2		
Xavier⁽²⁰¹⁴⁾	1	0	1	.000	4	6			0-1
Yale ⁽¹⁹⁴⁷⁻¹⁷⁾	7	6	1	.857	52	33	4-0	0-1	2-0
Totals	4700	2995	1675	.640	31,985	22,420	1737-619-13	969-850-15	289-206-2

* - includes one tie (Clemson has 30 ties in history); ^ - runs; Note: **Bold** denotes 2024 opponent.



CLEMSON IS SCHEDULED TO PLAY TWO GAMES AT FLUOR FIELD IN GREENVILLE IN 2024. OTHER THAN THE SHORTENED 2020 SEASON, WHEN THE TIGERS WERE SCHEDULED TO PLAY A GAME AT FLUOR FIELD, CLEMSON HAS PLAYED AT LEAST ONE GAME AT FLUOR FIELD EVERY YEAR SINCE ITS FIRST GAME THERE IN 2007.

GAME RESULTS VS. 2024 OPPONENTS

BOSTON COLLEGE

Overall:.....45-11
at Clemson:.....22-5
at Doug Kingsmore Stadium: ...22-5
at Boston College:.....22-5
at Neutral:1-1
ACC Regular-Season Games:..44-10
ACC Tournament Games:.....1-1
One-Run Games:.....9-4
Extra-Inning Games:3-1
Under **Erik Bakich**:.....3-1
Longest CU Win Streak:.....12⁽²⁰¹⁵⁻¹⁹⁾
Longest BOC Win Streak:.....2^(2008,19)
Biggest CU Win:..16-2⁽²⁰⁰⁸⁾, 15-1⁽²⁰²²⁾
Biggest BOC Win:.....13-1⁽²⁰⁰⁹⁾

Date	Site	W-L	CU	Op
4-21-2006	* A	W	6	3
4-22-2006 ⁽¹⁾	* A	L	2	3
4-22-2006 ⁽²⁾	* A	W	4	1
5-5-2007	* H	W	4	3
5-6-2007 ⁽¹⁾	* H	L	6	8
5-6-2007 ⁽²⁾	* H	W	7	6
3-14-2008	* H	L	4	6
3-15-2008	* H	L	6	7
3-16-2008	* H	W	16	2
3-27-2009	* A	L	1	13
3-28-2009 ⁽¹⁾	* A	W	7	6
3-28-2009 ⁽²⁾	* A	W	5	3
4-2-2010	* H	W	15	2
4-3-2010	* H	L	5	11
4-4-2010	* H	W	14	9
4-15-2011	* A	W	9	2
4-16-2011 ⁽¹⁾	* A	W	7	5
4-16-2011 ⁽²⁾	* A	W	9	2
3-16-2012	* H	W	6	4
3-17-2012	* H	W	6	3
3-18-2012	* H	W	5	1
4-5-2013	* A	W	7	5
4-6-2013	* A	W	9	2
4-7-2013	* A	W	1	0
5-15-2014	* H	W	8	4
5-16-2014	* H	L	1	3
5-17-2014	* H	W ⁽¹³⁾	10	9
4-10-2015	* A	W	15	6
4-11-2015	* A	L	7	8
4-12-2015	* A	W	6	3
3-18-2016	* H	W	6	2
3-19-2016	* H	W	6	1
3-20-2016	* H	W ⁽¹⁰⁾	3	2
3-24-2017	* A1	W	8	2
3-25-2017	* A1	W	1	0
3-26-2017	* A1	W	2	0
3-29-2018	* H	W	10	2
3-30-2018	* H	W	9	4
3-31-2018	* H	W	8	3
3-22-2019	* A	W	8	1
3-23-2019	* A	W	9	5
3-24-2019	* A	L	2	3
5-21-2019	+ N2	L ⁽¹¹⁾	5	7
3-6-2020	* H	W	4	3
3-7-2020	* H	W	12	5
3-8-2020	* H	W	7	6
3-26-2021	* A	W	16	12
3-27-2021 ⁽¹⁾	* A	W ⁽¹⁰⁾	9	3
3-27-2021 ⁽²⁾	* A	W	7	2
5-19-2022	* H	W	15	1
5-20-2022	* H	W	6	2
5-21-2022	* H	W	5	0
4-28-2023 ⁽¹⁾	* A	W	9	7
4-28-2023 ⁽²⁾	* A	L	1	3
4-29-2023	* A	W	6	3
5-26-2023	+ N2	W	4	1

* - ACC regular-season game; + - ACC Tournament; A1 - Kingston, R.I.; N2 - Durham, N.C.

CHARLOTTE

Overall:.....14-4
at Clemson:.....10-3
at Doug Kingsmore Stadium: ...10-3
at Charlotte:.....4-1
NCAA Tournament Games:0-1
One-Run Games:3-4
Extra-Inning Games:2-0
Under **Erik Bakich**:.....1-1
Longest CU Win Streak:.....8⁽¹⁹⁸⁵⁻⁰⁰⁾
Longest CHA Win Streak:.....1^(4 times)
Biggest CU Win:.....25-1⁽¹⁹⁸⁷⁾
Biggest CHA Win: ..43⁽¹⁹⁸⁵⁾, 54⁽²⁰⁰⁰⁾, 111⁽²⁰⁰⁰⁾, 32⁽²⁰⁰³⁾

Date	Site	W-L	CU	Op
2-28-1985	H	L	3	4
3-9-1985	A	W ⁽¹⁰⁾	4	3
4-24-1986	H	W	9	7
3-31-1987	A	W ⁽⁷⁾	25	1
2-24-1988	H	W	23	6
3-5-1988	A	W	9	4
5-13-1993	H	W	12	5
2-26-1998	H	W	11	7
3-22-2000	H	W	14	2
2-24-2004	H	L	4	5
2-20-2009	H	W	8	3
2-21-2009	H	W	4	0
2-22-2009	H	W ⁽¹⁰⁾	6	5
3-16-2010	A	L	10	11
2-18-2019	H	W	7	6
3-26-2019	A1	W	8	5
2-21-2023	H	W	9	5
6-4-2023	\$ H	L	2	3

♠ - NCAA Regional; A1 - BB&T Ballpark

\$ - NCAA Regional; A1 - BB&T Ballpark

COASTAL CAROLINA

Overall:.....49-12
at Clemson:.....35-7
at Doug Kingsmore Stadium: ...35-7
at Coastal Carolina:.....12-5
at Neutral:2-0
NCAA Tournament Games:.....5-0
One-Run Games:8-2
Extra-Inning Games:3-1
Under **Erik Bakich**:.....2-0
Longest CU Win Streak:.....20⁽¹⁹⁹⁰⁻⁹⁹⁾
Longest CCU Win Streak:.....2⁽²⁰²²⁾
Biggest CU Win:19-1⁽²⁰⁰²⁾
Biggest CCU Win:17-2⁽²⁰²²⁾

Date	Site	W-L	CU	Op
2-15-1986	A	W	12	5
2-16-1986	A	L	3	9
3-27-1988	H	W	8	4
3-28-1988	H	W	7	3
2-18-1989	A	W	22	5
2-19-1989	A	W	6	5
3-27-1990 ⁽¹⁾	H	L ⁽⁷⁾	2	11
3-27-1990 ⁽²⁾	H	W ⁽⁷⁾	1	0
3-19-1991	A	W	23	7
3-20-1991	A	W	10	3
3-21-1991	A	W	11	7
3-9-1992	H	W	2	1
3-10-1992	H	W	12	2
3-9-1993	H	W ⁽¹¹⁾	6	5
3-10-1993	H	W	8	3
5-10-1994	A	W	9	7
5-11-1994	A	W	8	0
4-18-1995	H	W	5	1
4-19-1995	H	W	7	2
3-1-1996	H	W	11	3
3-2-1996	H	W	8	7
3-3-1996	H	W	13	4
3-7-1997	H	W	17	2
3-8-1997	H	W	22	11
3-9-1997	H	W	13	3
3-10-1998	H	W	17	3
3-10-1999	H	W	14	6
5-8-1999	H	L	2	4
3-1-2000	H	W	4	3
4-10-2001	H	L	5	10
4-11-2001	H	W ⁽¹¹⁾	8	7
3-26-2002	H	W	19	1
3-27-2002	H	W	6	2
4-15-2003	H	L	1	5
4-16-2003	H	W	7	3
3-16-2004	H	W	9	4
2-19-2005	A1	L	2	3
3-29-2005	H	W	14	5
3-30-2005	H	W	8	1

3-7-2007		H	W	4	0
6-3-2007	\$	A1	W	11	8
6-4-2007	\$	A1	W	15	3
3-18-2008		H	W	9	6
4-21-2009		H	W	5	3
3-31-2010		H	L ⁽¹¹⁾	3	4
4-5-2011		H	W ⁽¹⁰⁾	5	4
6-4-2011	\$	H	W	12	7
4-24-2012		H	L	7	10
6-1-2012	\$	N2	W	11	3
6-3-2012	\$	N2	W	5	3
4-15-2014		H	W	9	6
3-17-2015		A	L	5	9
5-16-2017		H	W	11	8
3-20-2018		A	L	5	9
4-3-2018		H	W	6	1
3-13-2019		H	W	8	5
5-14-2019		A	W	14	3
3-22-2022		H	L	7	16
5-17-2022		A	L	2	17
4-4-2023		H	W ⁽⁷⁾	16	6
5-10-2023		A	W	13	6

\$ - NCAA Regional; A1 - Myrtle Beach, S.C.; N2 - Columbia, S.C.

DUKE

Overall:.....131-77-2
at Clemson:.....69-33-1
at Doug Kingsmore Stadium:..50-15
at Duke:.....51-30-1
at Neutral:11-14
ACC Regular-Season Games:..104-45-2
ACC Tournament Games:.....9-5
One-Run Games:17-26
Extra-Inning Games:5-3-1
Under **Erik Bakich**:1-2
Longest CU Win Streak:.....14⁽¹⁹⁸⁵⁻⁹⁰⁾
Longest DUK Win Streak:.....9⁽²⁰¹⁶⁻²³⁾
Biggest CU Win:25-6⁽¹⁹⁷⁸⁾
Biggest DUK Win:.....13-1⁽²⁰¹³⁾

Date	Site	W-L	CU	Op
5-7-1904	N1	W	15	8
4-12-1905	H	W ⁽¹¹⁾	4	3
4-12-1906	H	W	13	4
5-4-1906	N2	L	0	7
5-3-1907	N2	L	4	5
5-4-1907	N2	W	3	0
5-1-1908	N2	L	3	5
5-2-1908	N3	L	0	1
4-21-1909	H	L	7	8
4-24-1909 ⁽¹⁾	N4	L	1	4
4-24-1909 ⁽²⁾	N4	L	0	1
4-8-1910	H	W	2	1
4-9-1910	H	L	3	14
4-27-1911 ⁽¹⁾	N5	L	0	7
4-27-1911 ⁽²⁾	N5	L	5	9
4-27-1916	A	W	16	6
4-28-1916	A	L	4	5
5-8-1916	H	W	3	0
5-9-1916	H	W	13	3
4-14-1919	H	L	2	8
4-15-1919	H	L ⁽¹²⁾	1	3
4-12-1923	H	L	0	9
5-7-1926	H	W	10	3
3-30-1934	H	L	6	7
3-31-1934	H	W	10	5
4-2-1935 ⁽¹⁾	A	L	8	12
4-2-1935 ⁽²⁾	A	W ⁽⁷⁾	3	0
3-25-1942	H	L	3	5
3-26-1942	H	L	3	14
3-28-1947	H	W	10	9
3-29-1947	H	L	11	13
3-24-1948	H	L	3	5
3-25-1948	H	L	2	3
3-30-1949	H	W	13	3
3-31-1949	H	L	16	18
3-29-1950	H	L	8	9
3-30-1950	H	W	17	6
4-26-1951	A	W	4	3
5-19-1951	N6	L	0	5
3-28-1952	H	L	8	14
3-29-1952	H	W	10	9
4-14-1952	A	L	2	6
3-26-1953	H	L	4	5
4-23-1954	* A	W	5	4
4-24-1954	* A	L	0	11
3-29-1955	* N1	W	5	3
4-22-1955	* A	L	3	10
3-26-1956	* H	T	11	11

4-20-1956 ⁽¹⁾	*	A	L ⁽⁷⁾	0	6
4-20-1956 ⁽²⁾	*	A	L ⁽⁷⁾	3	8
4-9-1957	*	H	L	2	6
4-19-1957	*	A	L	2	6
5-1-1958	*	A	W	8	1
5-12-1958	*	A	L	1	7
4-30-1959	*	A	W	12	7
5-1-1959	*	A	W	10	0
5-3-1960	*	H	W	6	1
5-4-1960	*	H	W	4	2
4-7-1961	*	H	L	5	8
5-6-1961	*	A	L	1	3
4-10-1962	*	H	L	3	4
5-5-1962	*	A	L	3	7
4-27-1963	*	A	W	5	1
5-3-1963	*	H	W	5	4
4-24-1964	*	A	W	5	3
4-23-1965	*	H	W	10	2
5-7-1965	*	A	W	8	0
4-2-1966	*	H	W	11	0
4-15-1967	*	A	L	3	10
5-5-1967	*	H	W	4	0
5-11-1968 ⁽¹⁾	*	A	W ⁽⁷⁾	5	3
5-11-1968 ⁽²⁾	*	A	L ⁽⁷⁾	0	7
4-7-1969	*	A	L	6	13
5-10-1969 ⁽¹⁾	*	H	W ⁽⁷⁾	8	5
5-10-1969 ⁽²⁾	*	H	W ⁽⁷⁾	7	2
4-5-1970	*	H	W	3	1
5-16-1970 ⁽¹⁾	*	A	L ⁽⁷⁾	1	2
5-16-1970 ⁽²⁾	*	A	L ⁽⁷⁾	1	2
4-4-1971	*	H	W	5	4
5-12-1971	*	A	W	5	2
4-17-1973 ⁽¹⁾	*	A	W ⁽⁷⁾	9	7
4-17-1973 ⁽²⁾	*	A	W ⁽⁷⁾	4	3
3-31-1974	*	H	W	18	1
4-12-1974 ⁽¹⁾	*	H	W	14	3
4-12-1974 ⁽²⁾	*	H	W	8	1
4-8-1976	*	A	W	20	7
4-9-1976	*	A	L	1	10
3-5-1977	*	H	W	6	0
3-20-1978	*	A	W	25	6
3-21-1978	*	A	W ⁽⁸⁾	15	10
4-23-1978	+	H	W	13	0
3-14-1979	*	H	W	13	1
3-15-1979	*	H	W	6	4
3-12-1981	*	H	W	7	4
3-13-1981	*	H	W	8	7
4-23-1981	+	N7	L	0	1
4-25-1981	+	N7	W	9	2
3-19-1982	*	A	W	5	3
4-21-1982	+	N7	W	10	9
3-6-1983	*	H	W	9	2
3-7-1983	*	H	W	4	3
4-24-1983	+	N7	W	14	7
3-3-1984	*	A	W	11	4
3-4-1984	*	A	W	7	1
4-18-1984	+	N8	L	5	8
3-5-1985	*	H	W	5	0
3-6-1985	*	H	W	11	2
4-5-1986	*	A	W	6	1
4-6-1986	*	A	W	15	1
4-12-1987	*	A	W	6	3
4-18-1987	*	H	W	12	4
4-19-1987	*	H	W	6	3
5-7-1987 ⁽¹⁾	%	A	W ⁽⁸⁾	10	8
5-7-1987 ⁽²⁾	%	A	W ⁽⁷⁾	14	5
4-9-1988 ⁽¹⁾	*	A	W ⁽⁷⁾	10	3
4-9-1988 ⁽²⁾	*	A	W ⁽⁷⁾	10	3
4-15-1988	*	H	W	11	3
5-11-1988	+	N9	W	9	1
3-4-1990 ⁽¹⁾	*	A	W	12	9
3-4-1990 ⁽²⁾	*	A	L	3	4
5-12-1990	+	N9	W	13	3
5-5-1991	*	H	W	17	4
5-6-1991	*	H	W ⁽⁷⁾	3	2
5-7-1991	*	H	W	6	4
3-17-1992	*	A	W	15	7
3-18-1992	*	A	W	9	1
3-19-1992	*	A	L	1	2
2-27-1993	*	H	L	6	7
2-28-1993	*	H	W	16	7
3-1-1993	*	H	L	4	13
5-15-1993	+	N9	W	4	2
4-15-1994	*	A	W	7	6
4-16-1994	*	A	L	7	8
4-17-1994	*	A	W	7	0
3-10-1995	*	H	W	10	0
3-11-1995	*	H	W	8	4
3-12-1995	*	H	W	9	0

GAME RESULTS VS. 2024 OPPONENTS

FLORIDA STATE

Overall:.....	74-83-1			
at Clemson:.....	37-24			
at Doug Kingsmore Stadium:..	35-20			
at Florida State:.....	23-45-1			
at Neutral:	14-14			
ACC Regular-Season Games:..	48-45			
ACC Tournament Games:	10-13			
NCAA Tournament Games:.....	4-2			
One-Run Games:	16-19			
Extra-Inning Games:	3-5-1			
Under Erik Bakich :	2-1			
Longest CU Win Streak:.....	6 ⁽¹⁹⁹²⁻⁹³⁾			
Longest FSU Win Streak:.....	9 ⁽²⁰⁰¹⁻⁰²⁾			
Biggest FSU Win:	24-2 ⁽¹⁹⁵⁹⁾			
Biggest FSU Win:	20-3 ⁽¹⁹⁷²⁾			
Date	Site	W-L	CU	Op
6-7-1958	\$ N1	W	10	8 5
6-5-1959	\$ N1	W	24	2 2
6-6-1959	\$ N1	W	5	0 4
3-30-1962	A	L	8	14 4
4-19-1962	H	W	14	11 3
3-21-1963	A	L	7	10 7
3-22-1963	A	W	12	7 7
3-23-1963	A	L	3	12 3
3-19-1964	A	L	5	8 5
3-20-1964	A	W	8	5 5
3-21-1964	A	L	6	12 6
4-26-1965	H	W	9	8 3
4-27-1965⁽¹⁾	H	L	11	13 3
4-27-1965⁽²⁾	H	L	5	3 16
5-23-1966	A	L	5	11 5
5-24-1966	A	L	3	4 4
5-25-1966	A	W	4	3 3
6-2-1967	\$ N1	L	3	5 4
6-3-1967	\$ N1	W	6	4 5
4-19-1969⁽¹⁾	H	L	2	6 6
4-19-1969⁽²⁾	H	L	1	3 3
4-17-1971⁽¹⁾	H	W	11	0 0
4-17-1971⁽²⁾	H	W	12	7 7
4-18-1971	H	W	3	2 2
3-10-1972	A	L	7	11 3
3-11-1972	A	L	3	6 6
3-12-1972	A	L	3	20 2
4-26-1973⁽¹⁾	H	W	7	2 1
4-26-1973⁽²⁾	H	L	7	1 2
4-27-1973	H	L	1	9 9
3-8-1974	A	L	3	6 6
3-9-1974	A	W	7	5 5
3-10-1974	A	L	3	5 5
2-28-1981	A	L	8	9 9
3-1-1981	A	L	7	11 3
4-1-1982	H	L	1	8 8
4-2-1982	H	L	7	6 7
3-1-1983	A	L ⁽¹⁴⁾	4	5 5
3-2-1983	A	T ⁽¹⁰⁾	3	3 3
3-29-1984	H	W	13	0 0
3-30-1984	H	W	13	3 3
5-28-1989	\$ A	L	1	8 8
3-27-1992	* H	W	10	4 4
3-28-1992	* H	W	12	0 0
3-29-1992	* H	W	14	0 0
5-11-1992	+ N2	W	5	2 2
5-13-1992	+ N2	W	11	0 0
5-7-1993	* A	W	7	6 6
5-8-1993	* A	L ⁽¹⁰⁾	3	4 4
5-9-1993	* A	W	5	1 1
5-16-1993	+ N2	W	6	1 1
5-18-1993	+ N2	L	5	7 7
5-7-1994	* H	W	5	2 2
5-8-1994	* H	W	9	5 5
5-9-1994	* H	L	3	8 8
5-21-1994	+ N2	L	4	10 4
5-22-1994	+ N2	W	4	1 1
4-21-1995	* A	L	2	5 5
4-22-1995	* A	L	2	7 7
4-23-1995	* A	L	8	9 9
5-19-1995	+ N2	W	11	0 0
5-20-1995	+ N2	L	2	12 2
5-21-1995	+ N2	L	2	8 8
5-4-1996	* H	W	3	0 0
5-5-1996	* H	W	2	1 1
5-6-1996	* H	W	2	0 0
5-18-1996	+ N3	L	1	2 2
4-4-1997	* A	W	10	7 7
4-5-1997	* A	L	5	20 2
4-6-1997	* A	L ⁽¹²⁾	10	11 1
5-16-1997	+ N4	L	4	8 8
5-17-1997	+ N4	L	0	10 0

4-24-1998	* H	W	2	1 1
4-25-1998	* H	W	5	4 4
4-26-1998	* H	L	2	7 7
4-9-1999	* A	L	0	8 8
4-10-1999	* A	W	8	4 4
4-11-1999	* A	L	3	5 5
5-22-1999	+ N3	W	8	7 7
5-6-2000	* H	W	8	7 7
5-7-2000	* H	W	5	4 4
5-8-2000	* H	W	7	4 4
5-18-2000	+ N5	W	8	4 4
4-6-2001	* A	L	4	7 7
4-7-2001	* A	L	6	7 7
4-8-2001	* A	L	1	6 6
5-18-2001	+ N5	L	4	5 5
5-17-2002	* H	L	3	9 9
5-18-2002	* H	L	3	12 12
5-19-2002	* H	L	3	9 9
5-23-2002	+ N4	L	4	9 9
5-25-2002	+ N4	L	1	4 4
4-11-2003	* A	W	8	4 4
4-12-2003	* A	L	2	7 7
4-13-2003	* A	L	1	8 8
5-1-2004	* H	L	6	11 11
5-2-2004	* H	L	1	10 10
5-3-2004	* H	W	18	9 9
4-2-2005	* A	L	1	3 3
4-3-2005 ⁽¹⁾	* A	L	4	5 5
4-3-2005 ⁽²⁾	* A	W	7	3 3
5-12-2006	* H	W	9	1 1
5-13-2006	* H	W	10	4 3
5-14-2006	* H	W	11	2 2
5-11-2007	* A	L	1	11 1
5-12-2007	* A	W	7	6 6
5-13-2007	* A	W	11	6 6
5-26-2007	+ N6	W	5	1 1
5-3-2008	* H	L	10	8 9
5-4-2008	* H	L	4	13 13
5-5-2008	* H	L	2	4 4
3-20-2009	* A	L	2	5 5
3-21-2009	* A	W ⁽¹¹⁾	8	7 7
3-22-2009	* A	L	4	7 7
5-20-2010	* H	W	9	8 8
5-21-2010	* H	W	8	4 4
5-22-2010	* H	W	8	3 3
5-19-2011	* A	L	6	8 8
5-20-2011	* A	W	7	4 4
5-21-2011	* A	W	8	5 5
5-26-2011	+ N3	L	3	6 6
5-12-2012	* H	W	7	2 2
5-14-2012⁽¹⁾	* H	W	9	7 7
5-14-2012⁽²⁾	* H	L	5	9 9
5-25-2012	+ N7	W	9	7 7
5-16-2013	* A	W	8	2 2
5-17-2013	* A	L	1	2 2
5-18-2013	* A	L	1	6 6
3-21-2014	* H	W	9	3 3
3-22-2014⁽¹⁾	* H	L	1	11 11
3-22-2014⁽²⁾	* H	L	3	4 4
5-14-2015	* A	W	4	1 1
5-15-2015	* A	W	7	0 0
5-16-2015	* A	W	9	6 6
5-20-2015	+ N3	L	1	3 3
4-30-2016	* H	W	10	3 3
5-1-2016	* H	L	2	11 11
5-2-2016	* H	W	7	3 3
5-29-2016	+ N3	W	18	13 13
4-15-2017	* A	W	12	10 10
4-16-2017	* A	L	3	7 7
4-17-2017	* A	L	6	7 7
5-5-2018	* H	L	13	2 3
5-6-2018	* H	W	12	7 7
5-7-2018	* H	W	5	4 4
5-26-2018	+ N3	L	4	5 5
4-12-2019	* A	L	2	6 6
4-13-2019	* A	L	2	16 16
4-14-2019	* A	L	4	6 6
5-14-2021	* A	L	3	8 8
5-15-2021	* A	W	9	5 5
5-16-2021	* A	L	6	9 9
4-22-2022	* H	W	6	4 4
4-23-2022	* H	L	3	4 4
4-24-2022	* H	W	8	5 5
4-6-2023	* A	L	1	5 5
4-7-2023	* A	W	8	1 1
4-8-2023	* A	W	6	2 2
* - ACC regular-season game; + - ACC Tournament; \$ - NCAA District III Playoffs, Regionals; N1 - Gastonia,				

N.C.; N2 - Greenville, S.C.; N3 - Durham, N.C.; N4 - St. Petersburg, Fla.; N5 - Fort Mill, S.C.; N6 - Jacksonville, Fla.; N7 - Greensboro, N.C.

GEORGIA

Overall:.....	111-129-2			
at Clemson:.....	58-53-2			
at Doug Kingsmore Stadium:..	38-18			
at Georgia:	50-72			
at Neutral:	3-4			
NCAA Tournament Games:.....	1-2			
One-Run Games:	28-40			
Extra-Inning Games:	6-8-1			
Under Erik Bakich :	1-1			
Longest CU Win Streak:.....	7 ⁽¹⁹⁷¹⁻⁷³⁾			
Longest UGA Win Streak: ..	11 ⁽¹⁹²⁴⁻²⁹⁾			
Biggest CU Win: ..25-2 ⁽¹⁹⁰¹⁾	23-0 ⁽¹⁹⁴⁶⁾			
Biggest UGA Win:	27-4 ⁽¹⁹³⁹⁾			
Date	Site	W-L	CU	Op
5-16-1900	A	W	13	3
4-23-1901	H	W	25	2
4-17-1902	H	L	1	2
4-10-1903	A	W	13	8
4-23-1904	A	W ⁽¹²⁾	6	3
4-1-1905	H	L	2	3
5-13-1905	A	L	2	5
3-31-1906 ⁽¹⁾	A	L	2	9
3-31-1906 ⁽²⁾	A	L	3	4
4-13-1907	A	W	7	5
4-20-1907	H	L	0	2
5-8-1908	A	L	0	8
5-9-1908 ⁽¹⁾	A	L	0	6
5-9-1908 ⁽²⁾	A	L	0	7
4-2-1909	H	W	2	0
4-3-1909	H	W	10	3
4-1-1910	A	W	1	0
4-2-1910	A	L	0	5
3-27-1911	H	L	2	5
3-28-1911	H	L	0	3
3-29-1912	A	L	0	8
3-30-1912	A	L	1	5
4-4-1913	H	W	10	8
4-5-1913	H	L	4	10
3-27-1914	A	W	6	3
3-28-1914	A	L ⁽¹¹⁾	6	7
4-30-1915	H	L	3	6
5-1-1915	H	L	3	9
4-21-1916	A	L	1	4
4-22-1916	A	L ⁽¹¹⁾	4	6
4-20-1917	N1	W	2	1
4-21-1917	N1	L	2	3
5-9-1917	A	L	2	8
4-23-1918	H	W	6	5
4-24-1918	H	L	0	2
4-7-1919	A	L	0	1
4-10-1919	A	L	0	9
4-23-1919	H	L	6	7
4-24-1919	H	T	11	2
4-2-1920	H	L	2	6
4-3-1920	H	L	0	3
5-14-1920	A	L	1	5
5-15-1920	A	L	0	8
3-25-1921	H	L	10	1
3-26-1921	H	L	2	10
4-6-1922	A	L	1	2
4-7-1922	A	L	1	2
4-6-1923	H	L	2	6
4-7-1923	H	W	2	1
3-28-1924	H	L	5	19
3-29-1924	H	L	4	11
3-30-1925	A	L	1	7
3-31-1925	A	L	0	6
3-28-1927	H	L	7	10
3-29-1927	H	L	8	10
4-22-1927	A	L	4	8
4-23-1927	A	L	0	9
3-22-1929	A	L	3	5
3-23-1929	A	L	2	4
4-5-1929	H	L	3	4
4-6-1929	H	W	9	7
3-24-1932	H	L	3	4
3-25-1932	H	L	8	11
3-24-1933	H	L	11	14
5-7-1934	N2	W	5	2
5-8-1934	N2	L	3	4
4-12-1935	A	L	0	2
4-13-1935	A	W	4	3
4-19-1935	H	W	7	2

GAME RESULTS VS. 2024 OPPONENTS

GEORGIA TECH

Overall:.....	120-116-3			
at Clemson:.....	54-26-1			
at Doug Kingsmore Stadium:.....	44-19			
at Georgia Tech:	46-81-2			
at Neutral:.....	19-9			
ACC Regular-Season Games:.....	63-55			
ACC Tournament Games:	17-11			
NCAA Tournament Games:.....	3-0			
One-Run Games:	24-26			
Extra-Inning Games:	13-10-1			
Under Erik Bakich :.....	1-2			
Longest CU Win Streak:.....	8 ⁽¹⁹⁷⁴⁻⁷⁸⁾			
Longest GAT Win Streak: ... 16	⁽¹⁹¹²⁻²⁶⁾			
Biggest CU Win:	24-4 ⁽¹⁹⁹⁹⁾			
Biggest GAT Win:.....	22-4 ⁽²⁰⁰⁶⁾			
Date	Site	W-L	CU	Op
4-12-1902	A	L	4	12
4-11-1903	A	W	5	1
4-22-1904	A	W	6	1
5-14-1904	H	W	11	1
4-22-1905 ⁽¹⁾	A	L	4	5
4-22-1905 ⁽²⁾	A	W	5	3
3-24-1906	A	L	1	3
4-30-1906	H	L	0	6
4-5-1907	A	L	2	4
4-6-1907	A	T ⁽¹¹⁾	2	2
4-3-1908	A	L	2	4
4-4-1908	A	L ⁽¹¹⁾	4	5
5-13-1910	A	L	0	5
5-14-1910 ⁽¹⁾	A	L ⁽⁷⁾	0	4
5-14-1910 ⁽²⁾	A	L ⁽⁷⁾	3	11
4-12-1912	A	W	6	4
4-13-1912	A	L	2	4
3-28-1913	A	L	0	3
3-29-1913	A	L	1	3
4-25-1917	H	L	2	3
4-26-1917	H	L	1	5
4-5-1919 ⁽¹⁾	A	L	0	5
4-5-1919 ⁽²⁾	A	L ⁽⁷⁾	3	9
4-23-1920	A	L	1	2
4-24-1920	A	L ⁽¹⁰⁾	4	5
4-1-1921	A	L	0	7
4-2-1921	A	L	0	10
3-24-1922	A	L	4	9
3-25-1922	A	L	2	6
3-20-1925	A	L	0	4
3-21-1925	A	L	0	6
3-19-1926	A	L	2	5
3-20-1926	A	W ⁽¹⁰⁾	6	5
3-18-1927	A	L	5	11
3-19-1927	A	L	1	10
3-23-1928	A	L	4	14
3-24-1928	A	L	5	7
4-12-1929	A	L	2	5
4-13-1929	A	W	7	4
3-28-1930	A	L	9	10
3-29-1930	A	L	1	4
4-5-1935	H	W	4	0
4-26-1935	A	W	10	2
4-27-1935 ⁽¹⁾	A	L	0	6
4-27-1935 ⁽²⁾	A	L ⁽⁷⁾	1	2
4-24-1943	A	W	5	4
5-7-1943	H	L	6	14
5-8-1943	H	W⁽¹⁰⁾	11	10
4-15-1955	A	L	4	6
4-16-1955	A	W	8	4
4-18-1956	H	L	6	21
4-25-1956	A	L	1	2
5-6-1957	A	W	5	0
5-7-1957	H	W⁽¹⁰⁾	7	6
4-8-1958	A	L	1	8
6-4-1959	\$	N1	W	9 6
3-31-1960	H	W	10	0
5-2-1961	A	W	15	5
4-21-1962 ⁽¹⁾	A	W	9	6
4-21-1962 ⁽²⁾	A	W ⁽⁷⁾	18	4
3-27-1963	A	W	6	4
4-3-1963	H	L	8	10
4-14-1964	H	W	22	4
5-14-1964	A	L	3	4
4-3-1965⁽¹⁾	H	W⁽⁷⁾	4	2
4-3-1965⁽²⁾	H	T⁽⁷⁾	6	6
5-11-1965	A	T	4	4
4-18-1966	H	W	14	9
5-20-1966	A	L	1	4
4-4-1967	H	W	10	1
5-6-1967	A	W	3	0
4-15-1968	H	W	6	3

5-4-1968	A	L	0 7
4-21-1969	H	L	3 4
4-7-1970	H	W	17 6
5-7-1970	A	L	1 7
4-13-1971	A	L	4 8
4-21-1971	H	L	1 4
4-9-1972	H	W⁽¹¹⁾	1 0
4-3-1974	A	L	7 11
4-9-1974	H	W	12 3
4-17-1974	H	W	10 8
4-8-1975	A	W	10 3
4-22-1975	A	W	18 3
4-5-1976	A	W	12 3
4-12-1976	A	W ⁽¹¹⁾	12 10
4-8-1977	H	W	8 7
4-7-1978	A	W	13 9
4-13-1978	H	L	1 2
4-11-1979	A	W	14 6
4-18-1979	H	W	20 2
4-3-1980	*	H	W 18 1
4-9-1980	*	A	L 10 12
4-1-1981	*	H	W 6 4
4-7-1981	*	A	W 10 5
4-22-1981	+ N2	W ⁽¹⁰⁾	7 6
3-31-1982	*	H	W 17 4
4-7-1982	*	A	W 10 2
4-22-1982	+ N2	W	16 2
4-7-1983	*	A	L ⁽¹⁰⁾ 6 7
4-17-1983	*	H	W 19 6
3-28-1984	*	H	W 5 1
4-11-1984	*	A	W 7 2
4-3-1985	*	H	W 4 2
4-10-1985	*	A	L 8 9
4-19-1985	+ A	L	9 12
4-20-1985	+ A	L	5 7
4-22-1986	+ A	W	6 3
5-7-1986	*	H	L 0 7
5-15-1986	+ N3	L	5 16
4-8-1987	*	A	L 2 4
4-15-1987	*	H	L 6 7
4-22-1987	*	A	L 2 12
5-16-1987	+ N4	L	1 7
4-6-1988	*	H	W 7 3
4-13-1988	*	A	W 4 2
4-21-1988	*	H	W 7 4
4-12-1989	*	A	W 7 5
4-19-1989	*	H	W 16 5
4-26-1989	*	A	L 4 11
5-14-1989	+ N4	W	9 3
4-27-1990	*	A	W 14 12
4-28-1990	*	H	L 3 8
4-29-1990	*	A	W 17 10
4-26-1991	*	H	W⁽¹⁰⁾ 9 8
4-27-1991	*	A	W 8 0
4-28-1991	*	H	L 6 11
5-13-1991	+ N4	W	6 5
5-14-1991	+ N4	W	24 8
4-24-1992	*	A	L 2 6
4-25-1992	*	A	L ⁽¹⁰⁾ 6 7
4-26-1992	*	A	W 5 4
5-12-1992	+ N4	W	5 4
4-23-1993	*	H	L 0 11
4-24-1993	*	H	L 5 10
4-25-1993	*	H	L 0 6
5-17-1993	+ N4	W	9 8
5-13-1994	*	A	W ⁽¹⁰⁾ 9 8
5-14-1994	*	A	L 4 20
5-15-1994	*	A	W 7 4
5-20-1994	+ N4	W	9 6
4-28-1995	*	H	W 8 5
4-29-1995	*	H	W 6 1
4-30-1995	*	H	W 6 5
5-10-1996	*	A	W ⁽¹⁰⁾ 9 8
5-11-1996	*	A	L 0 4
5-12-1996	*	A	W 9 2
5-16-1996	+ N2	W	6 1
4-25-1997	*	H	W 7 4
4-26-1997	*	H	L 4 19
5-15-1997	+ N5	W	7 4
5-3-1998	*	A	L 6 7
5-4-1998	*	A	L 7 9
5-5-1998	*	A	L 5 14
5-14-1998	+ N3	L	6 10
4-23-1999	*	H	W 24 4
4-24-1999	*	H	W 13 8
4-25-1999	*	H	W 6 5
4-28-2000	*	A	L 4 7
4-29-2000	*	A	L 7 9
4-30-2000	*	A	W 13 12

5-19-2000	+ N6	L	8 9
5-20-2000	+ N6	L	4 8
4-20-2001	*	H	W 3 0
4-21-2001	*	H	W 5 1
4-22-2001	*	H	L 3 5
5-4-2002	*	A	W 12 9
5-5-2002	*	A	L 6 15
5-6-2002	*	A	L 0 11
5-22-2002	+ N5	W	10 0
6-16-2002	! N7	W	9 7
4-25-2003	*	H	W⁽¹⁰⁾ 9 7
4-26-2003	*	H	W 10 5
4-27-2003	*	H	W 11 3
5-14-2004	*	A	L 3 8
5-15-2004	*	A	L 3 11
5-16-2004	*	A	L 4 8
5-27-2004	+ N8	L ⁽¹³⁾	7 11
4-29-2005	*	H	L 14 18
4-30-2005	*	H	W 6 5
5-1-2005	*	H	L 4 6
4-14-2006	*	A	W 7 6
4-15-2006	*	A	L 3 12
4-16-2006	*	A	L 4 22
5-25-2006	+ N9	W	3 2
5-27-2006 ⁽¹⁾	+ N9	L ⁽¹⁰⁾	7 8
5-27-2006 ⁽²⁾	+ N9	W	16 11
6-16-2006	! N7	W	8 4
4-27-2007	*	H	W⁽¹¹⁾ 3 2
4-28-2007	*	H	W 10 3
4-29-2007	*	H	L 3 6
5-9-2008	*	A	L 1 5
5-10-2008	*	A	L 1 7
5-11-2008	*	A	W 16 6
5-24-2008	+ N9	W	10 4
4-24-2009	*	H	L 4 5
4-25-2009	*	H	W 8 5
4-26-2009	*	H	W 6 3
4-16-2010	*	A	L ⁽¹⁰⁾ 6 8
4-17-2010	*	A	L 3 4
4-18-2010	*	A	L 3 11
5-29-2010	+ N10	W	9 3
4-29-2011	*	H	W 4 2
4-30-2011	*	H	L 1 5
5-1-2011	*	H	W 3 1
5-25-2011	+ N3	W	9 0
4-27-2012	*	A	L ⁽¹³⁾ 5 6
4-28-2012	*	A	W 13 7
4-29-2012	*	A	W 11 8
5-26-2012	+ N10	L	1 5
4-26-2013⁽¹⁾	*	H	W 11 3
4-26-2013⁽²⁾	*	H	W⁽¹¹⁾ 4 3
4-27-2013	*	H	L 9 14
5-23-2014	+ N10	L	0 3
4-24-2015	*	A	L 2 4
4-25-2015	*	A	W 11 3
4-26-2015	*	A	L ⁽¹⁰⁾ 4 5
4-22-2016	*	H	W⁽¹⁰⁾ 8 7
4-23-2016	*	H	L 1 16
4-24-2016	*	H	L 5 7
3-31-2017	*	A	W 11 6
4-1-2017	*	A	L 1 5
4-2-2017	*	A	W 13 6
3-9-2018	*	H	W 3 2
3-10-2018⁽¹⁾	*	H	W 7 3
3-10-2018⁽²⁾	*	H	W 13 2
4-26-2019	*	A	L 7 8
4-27-2019	*	A	L 8 13
4-28-2019	*	A	W 11 7
5-7-2021	*	A	L 1 6
5-8-2021	*	A	L 5 6
5-9-2021	*	A	L 8 9
5-26-2021	+ N11	W	11 5
5-6-2022	*	H	W 9 3
5-7-2022	*	H	W 12 9
5-8-2022	*	H	W 14 2
3-24-2023	*	A	L ⁽¹¹⁾ 3 4
3-25-2023	*	A	L 3 16
3-26-2023	*	W	14 5
* - ACC regular-season game; + - ACC Tournament; \$ - NCAA District III Playoffs, Regional; ! - College World Series; N1 - Gastonia, N.C.; N2 - Chapel Hill, N.C.; N3 - Durham, N.C.; N4 - Greenville, S.C.; N5 - St. Petersburg, Fla.; N6 - Fort Mill, S.C.; N7 - Omaha, Neb.; N8 - Salem, Va.; N9 - Jacksonville, Fla.; N10 - Greensboro, N.C.; N11 - Charlotte, N.C.			

KANSAS STATE

Overall:.....	3-1			
at Clemson:.....	3-0			
at Doug Kingsmore Stadium:.....	3-0			
at Neutral:.....	0-1			
Longest CU Win Streak:.....	3 ⁽¹⁹⁹⁹⁾			
Longest KSU Win Streak:.....	1 ⁽¹⁹⁹³⁾			
Biggest CU Win:.....	11-3 ⁽¹⁹⁹⁹⁾			
Biggest KSU Win:.....	3-0 ⁽¹⁹⁹³⁾			
Date	Site	W-L	C	Op
3-19-1993	N1	L	0	3
2-12-1999	H	W	10	7
2-13-1999	H	W	10	4
2-14-1999	H	W	11	3
N1 - Fresno, Calif.				

KENNESAW STATE

Overall:.....	4-0			
at Clemson:.....	2-0			
at Doug Kingsmore Stadium:.....	2-0			
at Kennesaw State:.....	2-0			
Under Erik Bakich :.....	2-0			
Longest CU Win Streak:.....	4 ⁽²⁰¹⁸⁻²³⁾			
Biggest CU Win:.....	15-5 ⁽²⁰²³⁾			
Date	Site	W-L	C	Op
4-24-2018	H	W	9	4
5-15-2018	A	W	7	2
3-22-2023	A	W	6	2
4-25-2023	H	W ⁽⁷⁾	15	5

GAME RESULTS VS. 2024 OPPONENTS

4-17-2021	*	A	L	2	10
4-18-2021	*	A	L	2	3
3-18-2022	*	H	L	4	11
3-19-2022	*	H	L	1	4
3-20-2022	*	H	W	20	5
5-28-2023	+	N7	W	11	5

* - ACC regular-season game; + - ACC Tournament; \$ - NCAA Regional; ¶ - NCAA Super Regional; ! - College World Series; N1 - Omaha, Neb.; N2 - Greenville, S.C.; N3 - Chapel Hill, N.C.; N4 - Fort Mill, S.C.; N5 - Lake Buena Vista, Fla.; N6 - Jacksonville, Fla.; N7 - Durham, N.C.; N8 - Greensboro, N.C.

NC STATE

Overall:.....124-90-1
at Clemson:.....60-32-1
at Doug Kingsmore Stadium:..47-24
at NC State:.....50-45
at Neutral:.....14-13
ACC Regular-Season Games:..101-74
ACC Tournament Games:.....18-12
One-Run Games:.....26-24
Extra-Inning Games:.....8-4-1
Under Erik Bakich:.....3-0
Longest CU Win Streak:.....10⁽¹⁹⁷⁶⁻⁷⁹⁾
Longest NCS Win Streak:..5^(1999-61,85-87)
Biggest CU Win:.....41-9⁽¹⁹⁷⁹⁾
Biggest NCS Win:.....20-5⁽¹⁹⁹³⁾

Date	Site	W-L	CU	Op
5-4-1921	H	W ⁽¹²⁾	1	0
4-21-1926	H	W	11	5
5-9-1927	H	W	7	0
4-7-1934	H	T ⁽¹¹⁾	7	7
3-30-1935	A	L	1	5
5-1-1936	H	L	5	12
3-25-1947	H	W	10	9
5-16-1949	N1	L	1	6
4-28-1951	A	L	5	7
4-4-1953	A	W	8	4
4-2-1954	* H	W	5	1
4-3-1954	* H	W	8	4
4-2-1955	* H	L ⁽⁷⁾	2	3
4-26-1955	* A	W	12	10
4-13-1956	* H	L	7	10
5-8-1956	* A	L	1	5
4-12-1957	* H	L	5	6
4-22-1957	* A	L	2	8
4-16-1958	* A	W	6	5


5-3-1958	*	A	W	15	11
4-7-1959	*	H	L	7	8
5-2-1959	*	A	L	2	9
4-16-1960	*	A	L	0	5
5-10-1960	*	H	L ⁽¹⁰⁾	7	8
4-29-1961 ⁽¹⁾	*	A	L ⁽⁷⁾	1	2
4-29-1961 ⁽²⁾	*	A	W	11	6
4-28-1962	*	A	W	9	2
5-12-1962	*	H	L	0	1
4-19-1963	*	H	W	14	7
5-10-1963	*	A	W	12	11
4-17-1964	*	A	L	2	3
5-8-1964	*	H	W	9	4
4-10-1965	*	H	L	5	8
5-1-1965	*	A	W	6	4
4-16-1966	*	A	L	6	7
5-16-1966	*	H	W	8	7
4-8-1967	*	H	W	9	6
5-9-1967	*	A	W	8	5
4-12-1968	*	H	W	14	7
5-3-1968 ⁽¹⁾	*	A	L ⁽⁷⁾	2	4
5-3-1968 ⁽²⁾	*	A	L ⁽⁷⁾	1	6
4-4-1969 ⁽¹⁾	*	H	W ⁽⁷⁾	5	3
4-4-1969 ⁽²⁾	*	H	W ⁽⁷⁾	3	0
5-12-1969	*	A	L	1	7
4-10-1970	*	H	W	2	0
5-12-1970 ⁽¹⁾	*	A	W ⁽⁷⁾	7	2
5-12-1970 ⁽²⁾	*	A	L ⁽⁷⁾	2	3
3-28-1971	*	N2	L	0	3
4-11-1971	*	A	W	4	0
4-2-1972	*	A	W	7	2
4-15-1972 ⁽¹⁾	*	H	W ⁽⁷⁾	7	0
4-15-1972 ⁽²⁾	*	H	L ⁽⁷⁾	2	3
4-13-1973 ⁽¹⁾	*	A	W ⁽⁷⁾	8	1
4-13-1973 ⁽²⁾	*	A	L ⁽⁷⁾	1	7
4-22-1973 ⁽¹⁾	+	N3	L ⁽¹⁰⁾	4	8
4-22-1973 ⁽²⁾	+	N3	L	2	3
4-7-1974	*	A	W	2	1
4-21-1974	*	H	W	5	0
4-28-1974 ⁽¹⁾	+	A	W	12	5
4-28-1974 ⁽²⁾	+	A	L	6	8
4-5-1975	*	H	W	6	5
4-6-1975	*	H	L	1	3
4-27-1975	+	N3	L	2	3
4-3-1976	*	A	W	7	4
4-4-1976	*	A	W	8	0
4-2-1977	*	H	W	7	3
4-22-1977	+	H	W	10	3
4-24-1977	+	H	W	14	6
3-19-1978	*	A	W	4	0
4-18-1978	*	A	W ⁽⁸⁾	2	1

4-22-1978	+	H	W	12	1
3-31-1979	*	H	W	8	1
4-7-1979	*	A	W	41	9
4-6-1980	*	H	L	3	6
4-25-1980	+	A	W	5	4
4-11-1981 ⁽¹⁾	*	H	W ⁽⁷⁾	6	1
4-11-1981 ⁽²⁾	*	H	W ⁽⁷⁾	2	0
3-17-1982	*	A	W	9	6
4-4-1982	*	H	L	13	16
4-3-1983	*	A	L	4	6
4-10-1983	*	H	L	4	8
4-21-1983	+	N3	W	8	1
3-31-1984	*	H	L	2	5
4-7-1984	*	A	W	15	7
4-6-1985	*	H	W	7	1
4-14-1985	*	A	L	4	9
4-12-1986	*	A	L	8	12
4-20-1986	*	H	L	2	6
5-17-1986	+	N4	L	4	6
4-4-1987 ⁽¹⁾	*	H	L ⁽⁷⁾	6	7
4-4-1987 ⁽²⁾	*	H	W ⁽⁷⁾	15	5
4-25-1987	*	N3	W	9	8
5-15-1987	+	N5	W	8	0
5-16-1987	+	N5	L	7	11
4-3-1988	*	H	W	9	8
5-6-1988	*	A	L	3	6
5-7-1988	*	A	L	8	9
3-24-1989	*	A	W	6	4
5-6-1989	*	H	W	11	3
5-7-1989	*	H	W	13	6
5-16-1989	+	N5	W	9	2
4-13-1990	*	H	W	6	3
4-14-1990	*	H	W	20	4
4-15-1990	*	H	W	6	5
5-15-1990	+	N5	L	5	6
4-12-1991	*	A	W	14	3
4-13-1991	*	A	L	7	8
4-14-1991	*	A	W	16	6
4-10-1992	*	H	W	6	2
4-11-1992	*	H	L	3	6
4-12-1992	*	H	W	3	2
5-12-1992	+	N5	L	1	11
5-13-1992	+	N5	L	3	7
4-9-1993	*	A	W	4	1
4-10-1993	*	A	L	5	20
4-11-1993	*	A	L	12	13
5-19-1993	+	N5	W	11	7
4-8-1994	*	H	W ⁽¹⁰⁾	10	8
4-9-1994	*	H	W	9	5
4-10-1994	*	H	W ⁽¹⁰⁾	6	5
5-19-1994	+	N5	W	17	5

4-14-1995	*	A	W ⁽¹⁰⁾	17	15
4-15-1995	*	A	W	13	1
4-16-1995	*	A	W	13	4
5-20-1995	+	N5	W	16	7
4-25-1996	*	H	L	6	18
4-26-1996	*	H	W	14	0
4-27-1996	*	H	L ⁽¹⁰⁾	1	4
4-18-1997	*	A	L	9	16
4-19-1997	*	A	L	4	17
4-20-1997	*	A	L	7	9
5-17-1997	+	N6	W ⁽¹⁰⁾	11	6
4-17-1998	*	H	W ⁽¹²⁾	11	10
4-18-1998	*	H	W	17	6
5-14-1999	*	A	L	9	19
5-15-1999	*	A	L	4	7
5-16-1999	*	A	W	7	4
5-19-1999	+	N4	W	7	6
4-7-2000	*	H	L	1	5
4-8-2000	*	H	W	9	0
4-9-2000	*	H	W	8	4
5-5-2001 ⁽¹⁾	*	A	W	7	6
5-5-2001 ⁽²⁾	*	A	L	3	4
5-6-2001	*	A	W	10	2
4-5-2002	*	H	W	6	4
4-6-2002	*	H	L	0	3
4-7-2002	*	H	W	10	2
5-24-2002	+	N6	W	5	3
3-28-2003	*	A7	L ⁽¹¹⁾	2	3
3-29-2003 ⁽¹⁾	*	A7	L	2	12
3-29-2003 ⁽²⁾	*	A7	W	12	10
4-23-2004	*	H	W	2	1
4-24-2004	*	H	W	4	3
4-25-2004	*	H	W	9	6
5-28-2004	+	N8	W	12	1
4-22-2005	*	A	L	3	8
4-23-2005	*	A	W	16	9
4-24-2005	*	A	L	8	9
5-27-2005	+	N9	W	5	4
3-24-2006	*	H	W	9	5
3-25-2006	*	H	W	4	2
3-26-2006	*	H	W	6	2
5-28-2006	+	N9	W	8	4
5-17-2007	*	A	L	4	11
5-18-2007	*	A	L	5	6
5-19-2007	*	A	W	6	3
3-21-2008	*	H	L	4	5
3-22-2008	*	H	W	3	2
3-23-2008	*	H	W	2	0
5-22-2008	+	N9	L ⁽⁷⁾	0	10
5-14-2009	*	A	W	13	8
5-15-2009	*	A	W	11	5

5-16-2009	*	A	W	5	4
3-13-2010 ⁽¹⁾	*	H	W	12	7
3-13-2010 ⁽²⁾	*	H	W	12	6
3-14-2010	*	H	W	7	6
5-26-2010	+	N10	L	8	13
3-25-2011	*	A	L	0	6
3-26-2011	*	A	L	3	5
3-27-2011	*	A	W	7	3
5-28-2011	+	N4	W	6	3
4-13-2012	*	H	W ⁽¹²⁾	7	6
4-14-2012	*	H	L	1	3
4-15-2012	*	H	L	3	6
3-8-2013	*	A	W	10	5
3-9-2013	*	A	W	7	4
3-10-2013	*	A	L	1	4
5-22-2013	+	N4	L	3	6
4-5-2014	*	H	W	6	1
4-6-2014	*	H	L	4	9
4-7-2014	*	H	L	1	7
3-6-2015	*	A	W	6	4
3-7-2015	*	A	L	3	8
3-8-2015	*	A	L	6	14
5-6-2016	*	H	W	10	5
5-7-2016	*	H	L	9	20
5-8-2016	*	H	W	2	1
5-18-2017	*	A	L	2	3
5-19-2017	*	A	L	10	12
5-20-2017	*	A	W	15	6
3-16-2018	*	H	L	0	4
3-17-2018	*	H	L	1	6
3-18-2018	*	H	L	4	5
5-10-2019	*	A	L	1	6
5-11-2019	*	A	W ⁽¹⁰⁾	4	3
5-12-2019	*	A	L	3	8
4-2-2021	*	A	W	10	6
4-3-2021	*	A	W	9	3
4-4-2021	*	A	L	5	9
4-1-2022	*	H	W	14	3
4-2-2022	*	H	L	2	5
4-3-2022	*	H	L	7	9
4-21-2023	*	A	W	10	2
4-22-2023	*	A	W	9	7
4-23-2023	*	A	W	8	5

* - ACC regular-season game; + - ACC Tournament; N1 - Laurinburg, N.C.; N2 - Columbia, S.C.; N3 - Chapel Hill, N.C.; N4 - Durham, N.C.; N5 - Greenville, S.C.; N6 - St. Petersburg, Fla.; A7 - Kinston, N.C.; N8 - Salem, Va.; N9 - Jacksonville, Fla.; N10 - Greensboro, N.C.



WITH TWO OUTS AND CLEMSON TRAILING IN THE EIGHTH INNING, CADENCE GRICE HIT A GRAND SLAM IN THE TIGERS' 9-7 VICTORY AT NC STATE ON APRIL 22, 2023.

GAME RESULTS VS. 2024 OPPONENTS

NOTRE DAME

Overall:	15-14
at Clemson:	8-8
at Doug Kingsmore Stadium:	8-8
at Notre Dame:	6-6
at Neutral:	1-0
ACC Regular-Season Games:	14-13
ACC Tournament Games:	1-0
NCAA Tournament Games:	0-1
One-Run Games:	2-2
Extra-Inning Games:	1-1
Under Erik Bakich:	2-1
Longest CU Win Streak:	6 ⁽²⁰¹⁶⁻¹⁷⁾
Longest UND Win Streak:	6 ⁽²⁰²¹⁻²³⁾
Biggest CU Win:	21-4 ⁽²⁰¹⁸⁾
Biggest UND Win:	11-3 ⁽²⁰¹⁴⁾
Date	Site W-L CU Op
5-27-1994	* H L 1 8
5-9-2014	* A L 1 2
5-10-2014	* A W 8 0
5-11-2014	* A L 3 11
3-14-2015 ⁽¹⁾	* H W 6 1
3-14-2015 ⁽²⁾	* H L 6 11
3-15-2015	* H L 1 5
5-19-2016	* A W ⁽¹¹⁾ 2 1
5-20-2016	* A W 11 1
5-21-2016	* A W 6 2
3-10-2017	* H W 4 1
3-11-2017	* H W 6 5
3-12-2017	* H W 4 0
4-7-2018	* A L 2 5
4-8-2018 ⁽¹⁾	* A W 6 3
4-8-2018 ⁽²⁾	* A W 5 2
5-23-2018	+ N1 W ⁽⁷⁾ 21 4
3-15-2019	* H L 2 9
3-16-2019	* H W 5 1
3-17-2019	* H L ⁽¹⁰⁾ 2 4
3-5-2021	* H W 13 7
3-6-2021	* H L 1 3
3-7-2021	* H L 2 3
4-8-2022	* A L 1 4
4-9-2022	* A L 1 8
4-10-2022	* A L 3 9
4-14-2023	* H L 4 10
4-15-2023	* H W 5 1
4-16-2023	* H W 6 4

* - ACC regular-season game; + ACC Tournament; \$ - NCAA Regional; N1 - Durham, N.C.

PITTSBURGH

Overall:	7-4
at Clemson:	2-1
at Doug Kingsmore Stadium:	2-1
at Pittsburgh:	5-3
ACC Regular-Season Games:	7-4
One-Run Games:	2-0
Extra-Inning Games:	1-0
Longest CU Win Streak:	4 ⁽²⁰¹⁴⁻¹⁸⁾
Longest PIT Win Streak:	2 ⁽²⁰²²⁾
Biggest CU Win:	16-6 ⁽²⁰¹⁸⁾
Biggest PIT Win:	15-5 ⁽²⁰¹⁶⁾
Date	Site W-L CU Op
4-18-2014	* A W ⁽¹¹⁾ 3 2
4-19-2014	* A W 3 0
4-20-2014	* A L 4 13
4-1-2016	* H W 14 6
4-2-2016	* H L 5 15
4-3-2016	* H W 4 3
5-17-2018	* A W 16 6
5-18-2018	* A W 4 1
5-19-2018	* A W 5 0
3-25-2022 ⁽¹⁾	* A L 0 8
3-25-2022 ⁽²⁾	* A L 7 10

* - ACC regular-season game

PRESBYTERIAN

Overall:	67-23
at Clemson:	42-10
at Doug Kingsmore Stadium:	10-3
at Presbyterian:	22-10
at Neutral:	3-3
One-Run Games:	12-9
Extra-Inning Games:	4-2
Under Erik Bakich:	1-0
Longest CU Win Streak:	10 ⁽¹⁹¹¹⁻¹⁵⁾
Longest PRE Win Streak:	4 ⁽¹⁹⁴³⁻⁴⁵⁾
Biggest CU Win:	22-0 ⁽¹⁹⁴¹⁾
Biggest PRE Win:	19-5 ⁽¹⁹⁴⁹⁾
Date	Site W-L CU Op
4-26-1906	N1 W 8 0
3-23-1907	A W 15 1
4-12-1907	H W 8 0
3-28-1908	H W 7 2
4-30-1910	A L 6 8
4-21-1911	H W 6 0
4-22-1911	H W 6 2
5-3-1912	A W 3 2
5-4-1912	A W 5 1
4-18-1913	H W 5 1
5-2-1913	A W 11 1
4-29-1914	A W 7 3
4-30-1914	A W 6 2
4-27-1915	H W 8 2
4-28-1915	H W 2 1
4-13-1917	A L ⁽¹³⁾ 0 1
4-28-1919	H L 1 2
4-27-1920	H W 6 2
5-8-1920	A L 5 7
4-27-1921	H W 8 0
5-7-1921	A W 6 1
4-3-1922	H W 5 0
4-21-1922	A W 3 0
4-22-1922	A W 8 3
4-9-1923	H W 17 1
4-16-1924	H L 4 7
5-8-1924	N2 W 4 1
4-17-1925	H W 3 2
4-30-1925	N2 L 2 9
4-13-1926	H W ⁽¹⁰⁾ 7 6
4-28-1926	N2 L 1 5
4-15-1927	A W 12 4
4-28-1927	H L 6 7
4-16-1928	H W 11 1
4-26-1928	H W 6 0
4-24-1929	H W ⁽¹⁰⁾ 6 5
5-7-1929	A W 7 1
5-1-1930	A L 7 9
4-7-1932	A W 7 1
4-21-1932 ⁽¹⁾	H W 14 5
4-21-1932 ⁽²⁾	H W ⁽⁷⁾ 14 1
4-22-1932	H W ⁽¹⁰⁾ 12 11
4-6-1933	A W 13 7
4-7-1933	A L 3 8
4-25-1933 ⁽¹⁾	H W 15 11
4-25-1933 ⁽²⁾	H W ⁽⁷⁾ 3 0
4-9-1934	A W 15 8
4-25-1934	H W 8 2
4-9-1935	H W 10 2
5-1-1935	A W 6 3
4-17-1936	H W 10 8
4-28-1936	A L ⁽⁷⁾ 2 6
4-15-1937	A W 5 4
5-6-1937	A L 5 6
4-13-1938	H W 4 2
4-22-1938	A W 15 5
4-22-1939	H W 10 7
4-15-1940	H W 11 5
4-27-1940	A W 12 1
4-5-1941	H L 10 14
4-28-1941	H W 22 0
4-20-1942	A L ⁽¹⁰⁾ 11 12
4-17-1943	H W 13 12
4-28-1943	A L 4 7
4-13-1945	A L 7 8
4-20-1945	H L 2 12
4-21-1945	H L 6 12
4-19-1946	H W 8 5
4-3-1947	A W 8 2
4-23-1948	H W 9 2
5-5-1948	A W 2 1
4-1-1949	A W 4 3
4-9-1949	H L 5 19
4-1-1950	A W 15 2
4-11-1950	H W ⁽¹⁰⁾ 11 10

4-23-2008	N3 W 12 7
3-17-2009	H W 8 0
5-18-2010	H W 8 2
3-16-2011	N3 L 3 4
4-12-2011	H W 7 2
3-28-2012	H L 4 8
4-10-2013	H W 5 4
2-25-2014	H W 4 2
4-1-2015	H L 4 5
3-22-2016	H W 8 4
4-25-2018	H W 14 4
5-7-2019	H L 7 8
3-10-2020	H W 12 0
4-26-2022	H W 12 3
3-8-2023	H W 5 3

N1 - Greenwood, S.C.; N2 - Laurens, S.C.; N3 - Greenville, S.C.

SOUTH CAROLINA

Overall:	186-145-2
at Clemson:	103-46
at Doug Kingsmore Stadium:	56-29
at South Carolina:	70-86-2
at Neutral:	13-13
ACC Regular-Season Games:	29-9-1
NCAA Tournament Games:	3-6
One-Run Games:	38-46
Extra-Inning Games:	8-12-2
Under Erik Bakich:	1-2
Longest CU Win Streak:	12 ⁽¹⁹⁶¹⁻⁶⁶⁾
Longest USC Win Streak:	7 ⁽¹⁹⁸³⁻⁸⁵⁾
Biggest CU Win:	18-1 ⁽¹⁹⁶⁵⁾
Biggest USC Win:	38-16 ⁽¹⁹⁹⁷⁾
Date	Site W-L CU Op
5-12-1899	N1 W ⁽⁸⁾ 21 8
5-12-1900	A W 5 4
5-11-1901	A W 12 4
4-26-1902	A W 3 1
3-30-1907	H W 4 2
4-29-1907	A L 2 6
4-9-1908	H L 2 3
5-7-1909	A L 0 3
5-8-1909	A W 4 2
5-12-1916	N2 L 0 4
5-13-1916	N2 W 7 5
4-2-1917	A L 1 2
4-3-1917	A W 18 2
4-16-1917	H W 4 2
4-17-1917	H W 6 3
5-17-1918	A W 3 2
5-18-1918	A L ⁽¹²⁾ 2 3
4-25-1919	H L 1 2
4-26-1919	H W 8 2
5-16-1919	A W 4 0
5-17-1919	A W 1 0
4-16-1920	A W ⁽⁸⁾ 14 9
4-17-1920	A W 14 5
5-11-1920	H W 5 3
5-12-1920	H L 5 8
5-5-1921	H W 5 0
4-26-1922	H W 3 1
5-13-1922	A L 4 8
4-17-1924	H W 6 0
5-10-1924	A W 8 7
4-24-1925	H W 6 2
5-2-1925	A L 7 8
4-17-1926	A L 0 3
4-8-1927	H W 4 3
4-13-1927	A L ⁽¹¹⁾ 8 9
4-13-1928	H W 6 0
4-18-1928	A T ⁽¹¹⁾ 3 3
4-1-1929	H L ⁽¹¹⁾ 0 2
5-9-1929	A L 6 8
4-19-1930 ⁽¹⁾	H W 4 1
4-19-1930 ⁽²⁾	H L 2 9
4-28-1930	A L 2 18
4-29-1930	A L ⁽¹⁰⁾ 3 5
5-2-1931	A L 1 10
5-13-1931	H W 5 4
5-14-1931	H L 1 5
4-15-1932	A L 0 4
4-16-1932	A W 10 4
4-26-1932 ⁽¹⁾	H W 13 9
4-26-1932 ⁽²⁾	H L ⁽⁷⁾ 2 5
5-12-1932	H W 10 9
5-13-1932	H W 6 5
3-30-1933	A L 4 5
3-31-1933	A L 0 6
4-17-1933	H L 3 4

4-12-1934	H L 1 8
5-2-1934	A L 4 6
5-16-1935	H W 5 4
5-9-1935	A L 0 2
4-24-1936	A W 7 1
5-5-1936	H L 5 6
4-27-1937	A L 3 4
5-8-1937	H L 4 5
5-3-1938	H L 3 12
5-10-1938	A L 0 3
4-27-1939	H W 9 7
5-1-1939	A W ⁽¹⁰⁾ 7 5
4-11-1940	A W 7 6
4-26-1940	H W 7 1
4-25-1941	H W 3 1
5-8-1941	A L 3 5
4-24-1942	H W 6 5
5-8-1942	A W 9 5
4-27-1945	H W 6 4
5-4-1945	A L 7 11
5-5-1945	A L 0 4
4-3-1946	A L 1 2
5-18-1946	H W 12 2
4-11-1947	A W 4 1
4-12-1947	A W 17 8
5-23-1947	H W 17 3
5-24-1947	H W 10 8
4-16-1948	H L 4 7
4-17-1948	H W 11 2
5-21-1948	A W 7 2
5-22-1948	A W 6 5
5-6-1949	H W ⁽¹¹⁾ 6 5
5-20-1949	A L 2 4
5-21-1949	A L 6 7
5-5-1950	A W 14 5
5-6-1950	A L 2 10
5-15-1950	H W ⁽¹¹⁾ 8 7
5-16-1950	H W 18 9
4-9-1951	H W 8 6
4-10-1951	H W 11 1
5-11-1951	N3 W 12 4
5-12-1951	A W ⁽⁷⁾ 16 5
4-4-1952	N3 W 5 2
4-5-1952	A L 4 6
5-9-1952	H W 3 1
4-13-1953	H W 13 4
4-14-1953	H L 7 9
5-8-1953	A W 2 0
5-9-1953	A L 4 13
4-13-1954	* A W 10 1
5-4-1954	* H W 2 0
4-30-1955	* H L 3 4
5-11-1955	* A L 2 9
4-27-1956	* A W 5 1
5-11-1956	* H L 3 12
4-27-1957	* A L 3 4
4-14-1957	* H W 10 6
4-21-1958	* H W 5 3
5-9-1958	* A W 9 2
4-3-1959	* A W 11 0
5-12-1959	* H W 10 1
4-23-1960	* H W 12 10
5-5-1960	* A L 1 2
4-18-1961	* H W 21 5
4-25-1961	* A W 3 1
4-24-1962	* A W 5 4
5-8-1962	* H W 27 17
4-23-1963	* H W 9 2
5-14-1963	* A W 5 1
4-28-1964	* A W 4 2
5-12-1964	* H W 5 3
5-4-1965	* H W 18 1
5-13-1965	* A W 9 3
4-26-1966	* H W 11 6
5-19-1966	* A W 8 2
4-11-1967	* A L 1 4
4-18-1967	* H W 8 1
4-16-1968	* H W 6 5
5-7-1968 ⁽¹⁾	* A W ⁽⁷⁾ 1 0
5-7-1968 ⁽²⁾	* A L ⁽⁷⁾ 3 4
4-16-1969	* A T ⁽¹³⁾ 4 4
5-6-1969 ⁽¹⁾	* H L ⁽⁷⁾ 1 2
5-6-1969 ⁽²⁾	* H W ⁽⁷⁾ 7 3
4-14-1970 ⁽¹⁾	* A L ⁽⁷⁾ 1 2
4-14-1970 ⁽²⁾	* A W ⁽⁷⁾ 2 1
5-5-1970	* H W 4 0
4-25-1971	* H W 8 2
5-4-1971	* A W 8 4
4-4-1972	H W 8 0

4-5-1972		A	L	1	2
4-21-1972		N4	W	5	2
4-4-1973		A	W	4	2
4-10-1973		H	L	1	3
4-28-1973		N5	W	9	5
3-28-1974		H	L	0	3
4-16-1975		A	L	2	6
4-2-1976		A	W	10	6
4-13-1976		H	L	3	4
5-22-1976	\$	A	W	10	4
3-28-1977		H	L	1	2
4-12-1977 ⁽¹⁾		A	L ⁽⁷⁾	6	7
4-12-1977 ⁽²⁾		A	L ⁽⁷⁾	2	7
4-1-1978		A	W	10	2
4-2-1978		A	L	6	10
4-30-1978		H	W	11	
3-24-1979		A	W	3	
3-25-1979		A	L	6	7
4-14-1979		H	W	1	0
4-15-1979		H	W	6	3
4-15-1980		H	W	9	3
4-16-1980		H	W	4	3
5-10-1980		A	L	1	6
5-11-1980		A	L	1	4
5-24-1980	\$	H	W	6	2
5-25-1980	\$	H	W	17	12
4-3-1981		A	L	2	6
4-4-1981		A	L	7	12
4-13-1981		H	W ⁽¹¹⁾	5	4
4-14-1981		H	L	2	12
4-11-1982		H	W	4	1
4-12-1982		H	L	4	5
5-16-1982		A	L	5	11
5-17-1982		A	L	1	4
3-4-1983		H	W	8	0
4-26-1983		H	L ⁽¹⁰⁾	3	8
4-30-1983		A	W	8	1
5-1-1983		A	L	3	4
4-26-1985		A	L	2	14
4-27-1985		A	L	6	11
4-28-1985		A	L	5	6
5-14-1985		H	L	6	12
5-15-1985		H	L	6	8
5-16-1985		H	L	3	8
4-25-1986		H	W	16	5
4-26-1986		H	W	9	5
4-27-1986		H	L ⁽¹²⁾	4	9
5-3-1986		A	W	14	11
5-4-1986		A	L	0	5
5-5-1986		A	W	7	6
4-20-1987		H	W	5	3
4-21-1987		H	W	7	3
5-2-1987		A	W	5	3
5-3-1987		A	W	8	7
4-22-1988		H	W	7	6
4-23-1988		H	L	7	11
4-24-1988		H	W	8	5
4-30-1988		A	W	5	2
5-1-1988		A	L	6	7
3-31-1989		H	W	7	1
4-1-1989		H	W	12	6
4-2-1989		H	W	9	6
4-20-1989		A	W	5	3
4-21-1989		A	L	3	8
4-22-1989		A	L	1	7
3-31-1990	N6	W		6	0
4-1-1990		H	W ⁽¹¹⁾	6	5
4-2-1990		H	W	9	0
4-12-1990		A	L	2	21
5-6-1990 ⁽¹⁾		A	L	4	5
5-6-1990 ⁽²⁾		A	L ⁽⁷⁾	3	7
3-22-1991		A	L	4	12
3-23-1991		A	L	10	11
3-24-1991		A	W	5	3
3-28-1991		H	W ⁽⁷⁾	7	5
4-4-1991		H	W	10	1
4-25-1991		H	W	7	6
3-26-1992		A	L	6	8
4-8-1992		H	W	5	3
4-21-1992		H	W	10	9
4-6-1993		H	W	17	3
4-7-1993		A	W	9	8
4-21-1993		H	W ⁽¹¹⁾	8	7
5-12-1993		A	L	5	8
3-16-1994		H	L	4	7
4-6-1994		A	W	7	2
4-13-1994		A	L ⁽¹⁷⁾	4	5
4-20-1994		H	L	3	4
3-28-1995		A	L	2	

GAME RESULTS VS. 2024 OPPONENTS

4-4-1995	H	W	7	2
4-12-1995	H	W	11	1
4-26-1995	A	W	18	6
4-3-1996	A	W	4	2
4-10-1996	H	W	11	0
4-17-1996	H	W	8	0
4-23-1996	A	W	7	5
4-2-1997	H	L	3	11
4-9-1997	A	W	15	1
4-16-1997	H	W	12	9
4-23-1997	A	L	16	38
4-1-1998	A	W	6	4
4-14-1999	A	W	8	7
4-21-1999	H	W	5	4
4-12-2000	H	L	3	6
4-19-2000	A	L ⁽¹²⁾	8	9
3-3-2001	H	L	8	21
3-4-2001	A	W	7	4
4-18-2001	A	L	3	9
4-25-2001	H	L	1	2
3-2-2002	A	W	9	7
3-3-2002	H	W ⁽¹⁰⁾	11	10
4-17-2002	H	L	6	8
4-24-2002	A	W	4	1
6-19-2002	! N7	L	4	12
6-21-2002	! N7	L	2	10
3-1-2003	H	W	8	0
3-2-2003	A	L	4	6
4-2-2003	A	W	4	2
4-9-2003	H	W	4	2
3-6-2004	A	L	2	5
3-7-2004	H	L ⁽¹⁰⁾	7	8
4-7-2004	H	W	9	4
4-14-2004	A	W	13	5
3-12-2005	H	L	3	6
3-13-2005	A	L	5	6
4-13-2005	H	W	12	2
4-20-2005	A	W	7	5
3-4-2006	A	L	2	6
3-5-2006	H	W	6	4
4-5-2006	A	W	3	2
4-12-2006	H	W	10	5
3-3-2007	H	L	0	12
3-4-2007	A	L	2	3
4-18-2007	A	L	2	4
4-25-2007	H	W	14	5
3-1-2008	A	L	1	10
3-2-2008	H	L	1	5
4-9-2008	A	L	1	7
4-16-2008	H	L	0	6
2-28-2009	H	L	1	3
4-7-2009	A	L	6	7
4-8-2009	H	W	7	5
4-22-2009	A	W	12	2
3-5-2010	H	W	4	3
3-6-2010	N6	L	5	7
3-7-2010	A	W	19	6
6-25-2010	! N7	L	1	5
6-26-2010	! N7	L	3	4
3-4-2011	A	L	3	6
3-6-2011	H	W	10	5
3-8-2011	N6	L	4	5
3-2-2012	N1	L ⁽¹¹⁾	2	3
3-3-2012	A	L	6	9
3-4-2012	H	W	6	5
6-2-2012	\$	A	L ⁽¹²⁾	4
6-3-2012	\$	A	L	3
3-1-2013	H	L	0	6
3-2-2013	N6	W	6	3
3-3-2013	A	L	0	8
2-28-2014	A	L	6	9
3-1-2014	N6	L	2	10
3-2-2014	H	L	3	5
2-27-2015	H	W	11	4
2-28-2015	N6	L	1	4
3-2-2015	A	W	7	0
3-4-2016	A	L	1	8
3-5-2016	N6	W	5	0
3-6-2016	H	W	4	1
3-3-2017	H	L	0	2
3-4-2017	N6	W	8	7
3-5-2017	A	W ⁽¹¹⁾	5	3
3-2-2018	A	L	2	3
3-3-2018	N6	W	5	1
3-4-2018	H	W	8	7
3-1-2019	H	L	4	5
3-2-2019	N6	W	11	5
3-3-2019	A	L	3	14
2-28-2020	A	W	7	1

2-29-2020	N8	L	5	8
3-1-2020	H	W	5	2
2-27-2021	N6	L ⁽¹¹⁾	2	3
2-28-2021	A	L	7	8
5-11-2021	H	W	7	2
3-4-2022	A	W	3	2
3-5-2022	N8	W	10	2
3-6-2022	H	W	5	2
3-3-2023	H	W	5	2
3-4-2023	N6	L	9	11
3-5-2023	A	L	1	7
* - ACC regular-season game; \$ - NCAA Regional; ! - College World Series; N1 - Charleston, S.C.; N2 - Anderson, S.C.; N3 - Orangeburg, S.C.; N4 - Sumter, S.C.; N5 - Spartanburg, S.C.; N6 - Greenville, S.C.; N7 - Omaha, Neb.; N8 - Columbia, S.C.				

UNC GREENSBORO

Overall:	4-0
at Clemson:	4-0
at Doug Kingsmore Stadium:	4-0
NCAA Tournament Games:	2-0
One-Run Games:	3-0
Longest CU Win Streak:	4 ⁽²⁰⁰⁸⁻¹⁷⁾
Biggest CU Win:	6-3 ⁽²⁰¹⁷⁾
Date	Site	W-L CU Op
3-11-2008	H	W 11 10
3-12-2008	H	W 6 5
6-2-2017	\$	H W 5 4
6-4-2017	\$	H W 6 3
\$ - NCAA Regional		

USC UPSTATE

Overall:	7-2
at Clemson:	6-1
at Doug Kingsmore Stadium:	6-1
At Neutral:	1-1
One-Run Games:	1-0
Under Erik Bakich:	1-1
Longest CU Win Streak:	3 ⁽²⁰⁰⁹⁻¹³⁻²²⁾
Longest SCU Win Streak:	1 ^(2021,23)
Biggest CU Win:	22-4 ⁽²⁰¹⁰⁾
Biggest SCU Win:	12-2 ⁽²⁰²¹⁾
Date	Site	W-L CU Op
3-18-2009	H	W 14 0
4-21-2010	H	W 22 4
5-14-2013	H	W 8 7
3-9-2021	H	L 2 12
5-5-2021	H	W 9 2
3-1-2022	H	W 8 5
4-12-2022	N1	W 11 2
2-28-2023	N1	L 3 6
5-16-2023	H	W ⁽⁸⁾ 12 2
N1 - Greenville, S.C.		

WAKE FOREST

Overall:	142-63-1
at Clemson:	72-26-1
at Doug Kingsmore Stadium:	60-15
at Wake Forest:	55-33
at Neutral:	15-4
ACC Regular-Season Games:	124-51-1
ACC Tournament Games:	13-5
One-Run Games:	35-15
Extra-Inning Games:	11-3
Under Erik Bakich:	0-3
Longest CU Win Streak:	18 ⁽¹⁹⁸⁴⁻⁹⁰⁾
Longest WFU Win Streak:	6 ⁽¹⁹²¹⁻⁵²⁻⁹⁸⁻⁹⁹⁾
Biggest CU Win:	26-1 ⁽²⁰⁰⁶⁾
Biggest WFU Win:	20-4 ⁽¹⁹⁶²⁾
Date	Site	W-L CU Op
4-30-1901	H	W 14 1
4-21-1903	H	W 18 3
4-25-1913	H	L 1 6
4-16-1918	H	W 7 2
4-21-1921	H	L 3 5
5-26-1950	N1	L 2 14
5-5-1951	H	L ⁽¹⁰⁾ 8 12
4-7-1952	H	L 5 12
4-8-1952	H	L 14 16
4-15-1952	A	L 7 11
4-15-1954	* A	W 5 3
4-20-1954	* A	W 5 0
4-25-1955	* A	L 4 11
5-6-1955	* H	L 11 15
4-14-1956	* H	T ^(4,5) 6 6
5-7-1956	* A	L ⁽⁸⁾ 0 14

4-13-1957	* H	L	6	9
4-23-1957	* A	L	1	6
4-17-1958	* H	W	12	8
4-26-1958	* A	L	4	5
4-1-1959	* H	W	4	3
4-25-1959	* A	W	6	5
5-16-1959	^ N2	W	4	2
5-2-1960 ⁽¹⁾	* H	W	15	5
5-2-1960 ⁽²⁾	* H	L ⁽⁷⁾	2	3
4-8-1961	* H	L	0	5
5-5-1961	* A	L	3	4
4-20-1962	* H	W	6	4
5-4-1962	* A	L	4	20
5-14-1962	% N3	W	6	0
4-26-1963	* A	L	5	14
5-4-1963	* H	L	8	14
4-25-1964	* A	L ⁽¹¹⁾	3	4
5-1-1964	* H	L	0	3
4-24-1965	* H	W	9	5
5-8-1965	* A	W	2	0
4-5-1966	* H	W	7	3
4-23-1966	* A	L	5	6
4-14-1967	* A	W	8	2
4-6-1968 ⁽¹⁾	* H	W ⁽⁷⁾	11	0
4-6-1968 ⁽²⁾	* H	W ⁽⁷⁾	9	0
5-10-1968	* A	W ⁽¹⁰⁾	2	0
4-8-1969 ⁽¹⁾	* A	W ⁽⁷⁾	4	3
4-8-1969 ⁽²⁾	* A	L ⁽⁷⁾	0	11
5-9-1969	* H	W	7	6
4-4-1970 ⁽¹⁾	* H	W ⁽⁷⁾	2	1
4-4-1970 ⁽²⁾	* H	W ⁽⁷⁾	5	0
5-15-1970	* A	W	9	5
4-3-1971	* H	W	2	1
5-14-1971	* A	W	9	1
4-8-1972 ⁽¹⁾	* H	W ⁽⁷⁾	2	0
4-8-1972 ⁽²⁾	* H	W ⁽⁷⁾	4	3
5-5-1972	* A	L	8	9
3-27-1973	* A	W	7	0
4-9-1973	* H	W	5	3
4-20-1973	+ N4	W	10	3
4-6-1974	* A	W	7	0
4-20-1974	* H	W	12	3
4-19-1975	* A	W	7	2
4-20-1975	* A	W	6	1
4-26-1975	+ N4	W	15	1
3-31-1976 ⁽¹⁾	* N5	W	7	5
3-31-1976 ⁽²⁾	* N5	W	4	2
4-23-1976	+ H	W	2	0
3-19-1977	* A	W	11	6
3-20-1977	* A	W	13	12
4-23-1977	+ H	L	4	5
4-24-1977	+ H	L	9	22
3-12-1978	* H	W	8	1
3-13-1978	* H	W	11	3
4-24-1978	+ H	W	7	2
4-8-1979	* A	W ⁽¹⁶⁾	8	6
4-9-1979	* A	W	13	7
3-14-1980	* H	W ⁽¹⁰⁾	5	4
4-11-1980	* A	L	4	5
4-22-1980	+ N6	W	4	0
3-20-1981	* A	L	6	7
4-5-1981	* H	W ⁽¹¹⁾	6	5
4-24-1981	+ N4	W ⁽¹⁰⁾	6	5
3-14-1982	* H	W	13	1
3-26-1983	* H	W	8	4
4-16-1983	* A	L	2	7
4-6-1984	* A	W	13	1
4-14-1984	* H	W	9	3
3-23-1985	* A	W	10	9
3-24-1985	* A	W	7	4
3-29-1986	* H	W	7	1
3-30-1986	* H	W	22	2
5-14-1986	+ N7	W ⁽¹⁴⁾	6	5
4-10-1987	* A	W	12	6
4-11-1987	* A	W	13	11
4-16-1987	* H	W	13	3
5-13-1987	+ N8	W	11	4
4-10-1988	* A	W	8	7
4-16-1988	* H	W	11	7
4-17-1988	* H	W	8	5
3-19-1989	* A	W	11	0
3-20-1989	* A	W	6	2
4-9-1989	* H	W	6	3
3-9-1990	* H	W	10	4
3-10-1990	* H	L	1	3
3-11-1990	* H	W	11	8
3-9-1991 ⁽¹⁾	* A	L ⁽⁷⁾	10	11
3-9-1991 ⁽²⁾	* A	W ⁽⁷⁾	13	7
3-10-1991	* A	W	11	5

5-12-1991	+ N8	W	7	2
3-7-1992 ⁽¹⁾	* H	W ⁽⁷⁾	7	2
3-7-1992 ⁽²⁾	* H	W ⁽⁸⁾	2	1
3-8-1992	* H	W	7	5
3-6-1993 ⁽¹⁾	* A	L ⁽⁷⁾	1	3
3-6-1993 ⁽²⁾	* A	W ⁽⁷⁾	4	1
3-7-1993	* A	W	8	5
3-4-1994	* H	W	5	4
3-5-1994	* H	W	5	4
3-6-1994	* H	W	8	6
3-17-1995	* A	W	10	7
3-18-1995	* A	W	4	3
3-19-1995	* A	W	10	5
4-5-1996	* H	W	9	1
4-6-1996	* H	W	6	0
4-7-1996	* H	L	7	8
3-28-1997	* A	L	2	11
3-29-1997	* A	W	10	9
3-30-1997	* A	W	18	7
5-14-1997	+ N9	W	8	6
3-27-1998	* H	W	10	2
3-28-1998	* H	W	6	5
3-29-1998	* H	L	2	8
3-26-1999	* A	L	1	5
3-27-1999	* A	L	6	11
3-28-1999	* A	L	2	10
5-20-1999	+ N7	L	3	6
5-22-1999	+ N7	L	5	9
4-15-2000 ⁽¹⁾	* H	W ⁽¹²⁾	6	5
4-15-2000 ⁽²⁾	* H	W	5	4
4-16-2000	* H	L	4	6
3-23-2001	* A	W ⁽¹²⁾	4	1
3-24-2001	* A	L	3	12
3-25-2001	* A	W	9	1
4-26-2002	* H	L	2	4
4-27-2002	* H	W	5	3
4-28-2002	* H	W	4	0
5-25-2002	+ N9	W	8	6
5-15-2003	* A	W	6	2
5-16-2003	* A	W	14	

RECORD BY DATE

JANUARY					
Day	W-L	Win %	Home	Away	Neutral
28	1-0	1.000			1-0
29	1-0	1.000			1-0
30	0-1	.000			0-1
31					
Totals	2-1	.667	0-0	0-0	2-1

FEBRUARY					
Day	W-L	Win %	Home	Away	Neutral
1					
2					
3					
4					
5					
6	1-0	1.000			1-0
7	1-0	1.000			1-0
8	1-0	1.000			1-0
9					
10					
11					
12	3-0	1.000	3-0		
13	2-2	.500	2-2		
14	4-1	.800	4-1		
15	8-1	.889	7-1	1-0	
16	10-5	.667	9-3	1-2	
17	9-5	.643	6-4	3-0	0-1
18	16-1	.941	12-1	3-0	1-0
19	11-5	.688	9-3	1-2	1-0
20	14-2	.875	10-0	2-1	2-1
21	14-2	.875	11-0	1-2	2-0
22	14-2	.875	11-0	3-2	
23	20-5	.800	15-0	4-5	1-0
24	20-6	.769	17-3	3-1	0-2
25	25-3	.893	15-2	7-1	3-0
26	21-9	.700	14-3	7-4	0-2
27	16-6	.727	9-2	4-2	3-2
28	21-11	.656	12-4	5-5	4-2
29	4-2	.667	1-0	2-1	1-1
Totals	235-68	.776	167-29	47-28	21-11

MARCH					
Day	W-L	Win %	Home	Away	Neutral
1	18-10	.643	14-5	3-4	1-1
2	19-12-1	.609	13-4	4-5-1	2-3
3	23-11	.676	17-6	4-5	2-0
4	21-11	.656	16-2	4-8	1-1
5	26-7	.788	18-4	6-3	2-0
6	27-7	.794	23-4	4-2	0-1
7	32-6	.842	29-4	2-2	1-0
8	25-10	.714	23-4	1-5	1-1
9	28-8	.778	21-6	6-2	1-0
10	33-7	.825	29-3	4-4	
11	22-11	.667	21-6	0-4	1-1
12	27-7	.794	23-2	4-5	
13	25-8	.758	19-5	6-3	
14	28-8	.778	19-3	7-5	2-0
15	25-14-1	.638	14-8	11-3-1	0-3
16	19-15	.559	13-3	5-9	1-3
17	26-16	.619	12-5	11-10	3-1
18	32-13	.711	15-4	13-8	4-1
19	33-16	.673	13-4	17-11	3-1
20	36-17	.679	16-3	17-13	3-1
21	24-15-1	.613	12-3	11-11-1	1-1
22	28-20-2	.580	15-7-1	13-11-1	0-2
23	36-19	.655	21-7	12-12	3-0
24	30-22-1	.575	22-10-1	8-12	
25	33-24-1	.578	18-13-1	13-11	2-0
26	35-17-1	.670	25-8-1	8-8	2-1
27	33-13	.717	22-7	10-5	1-1
28	32-25-2	.559	24-11-2	6-13	2-1
29	36-18	.667	28-10	7-7	1-1
30	34-20	.630	25-11	9-9	
31	41-15	.732	25-5	13-10	3-0
Totals	887-422-10	.676	605-177-6	239-220-4	43-25

APRIL					
Day	W-L	Win %	Home	Away	Neutral
1	37-22	.627	23-13	14-9	
2	34-23	.596	23-11	10-11	1-1
3	44-19-2	.692	30-8-1	12-11-1	2-0
4	42-20	.677	27-9	14-9	1-2
5	41-23	.641	29-12	11-11	1-0
6	36-22-1	.619	22-11	14-9-1	0-2
7	42-23-1	.644	23-10-1	17-13	2-0
8	47-18	.723	29-7	17-11	1-0
9	39-20	.661	28-7	11-13	
10	32-30	.516	20-12	12-15	0-3
11	42-19	.689	26-9	16-9	0-1

12	37-35	.514	18-15	17-19	2-1
13	34-27	.557	18-11	16-16	
14	43-23-1	.649	16-11-1	27-12	
15	50-24-1	.673	30-6	20-17-1	0-1
16	41-29-1	.585	25-7	16-22-1	
17	37-21	.638	28-6	8-15	1-0
18	34-23-2	.593	20-9	13-11-2	1-3
19	40-18	.690	22-7	17-11	1-0
20	37-23-1	.615	16-8	16-14-1	5-1
21	40-23-1	.633	21-10	15-11-1	4-2
22	38-24	.613	17-6	18-15	3-3
23	33-23	.589	20-12	12-9	1-2
24	37-23-2	.613	23-9-1	8-11-1	6-3
25	41-21-1	.659	27-11	12-10	2-0-1
26	48-21	.696	26-12	18-7	4-2
27	33-25	.569	19-8	11-14	3-3
28	21-23	.477	9-6	11-16	1-1
29	20-18	.526	9-5	10-12	1-1
30	26-17-1	.602	15-9-1	11-6	0-2
Totals	1126-680-15	.622	659-277-5	424-369-9	43-34-1

MAY					
Day	W-L	Win %	Home	Away	Neutral
1	20-21	.488	8-10	11-9	1-2
2	26-13	.667	13-5	13-7	0-1
3	24-16	.600	8-10	16-5	0-1
4	28-17	.622	17-6	7-10	4-1
5	28-22-1	.559	19-8	8-14-1	1-0
6	34-25	.576	19-11	13-14	2-0
7	38-20	.655	22-9	14-11	2-0
8	40-29-1	.579	19-6-1	18-22	3-1
9	43-23	.652	20-7	19-15	4-1
10	30-20	.600	11-6	18-12	1-2
11	40-20-1	.664	17-9	17-11-1	6-0
12	31-20-1	.606	14-6-1	11-11	6-3
13	39-17	.696	18-4	13-11	8-2
14	27-27	.500	8-7	11-17	8-3
15	31-11	.738	6-1	20-7	5-3
16	24-18	.571	6-3	11-9	7-6
17	20-12	.625	6-1	8-7	6-4
18	18-11	.621	7-2	2-5	9-4
19	15-12	.556	5-2	5-5	5-5
20	16-10-1	.611	6-1	4-3	6-6-1
21	15-10	.600	4-1	4-4	7-5
22	14-13	.519	2-4	5-1	7-8
23	9-11	.450	2-2	0-2	7-7
24	10-8	.556	3-0	0-2	7-6
25	12-6	.667	4-0	2-0	6-6
26	15-8	.652	5-0	1-0	9-8
27	9-5	.643	3-1		6-4
28	10-7	.588	3-1	0-1	7-5
29	6-2	.750	1-0	1-0	4-2
30	2-5	.286	0-1		2-4
31	5-6	.455	3-0	0-1	2-5
Totals	679-445-5	.604	279-124-2	252-216-2	148-105-1

JUNE					
Day	W-L	Win %	Home	Away	Neutral
1	6-4	.600	3-0	0-2	3-2
2	6-6	.500	5-1	0-2	1-3
3	10-6	.625	6-3	1-1	3-2
4	10-3	.769	5-2	1-1	4-0
5	7-8	.467	2-3	2-1	3-4
6	2-5	.286	0-1	1-4	1-0
7	3-2	.600	0-1	1-1	2-0
8	1-2	.333	1-0	0-1	0-1
9	5-2	.714	2-0	0-1	3-1
10	1-1	.500	1-0		0-1
11	3-1	.750		1-0	2-1
12	1-2	.333	0-1	0-1	1-0
13	2-3	.400	1-0	0-1	1-2
14	5-4	.556	1-0		4-4
15	0-2	.000			0-2
16	2-1	.667			2-1
17					
18	0-1	.000			0-1
19	0-1	.000			0-1
20	0-2	.000		0-1	0-1
21	1-1	.500			1-1
22	1-0	1.000			1-0
23					
24					
25	0-1	.000			0-1
26	0-1	.000			0-1
Totals	66-59	.528	27-12	7-17	32-30

Note: Bold denotes 2024 game date.

TOP WINNING PERCENTAGE DATES			
Rk	Date	W-L	Win %
1.	Feb. 18	16-1	.941
2.	Feb. 25	25-3	.893
3.	Feb. 20	14-2	.875
	Feb. 21	14-2	.875
	Feb. 22	14-2	.875
6.	March 7	32-6	.842
7.	March 10	33-7	.825
8.	Feb. 23	20-5	.800
9.	March 6	27-7	.794
	March 12	27-7	.794
11.	March 5	26-7	.788
12.	March 9	28-8	.778
	March 14	28-8	.778
14.	Feb. 24	20-6	.769
	June 4	10-3	.769
16.	March 13	25-8	.758
Note: Minimum 10 games; bold denotes 2024 game date.			



IN CLEMSON'S LAST GAME ON FEB. 16 IN 2020, SPENCER STRIDER PITCHED 3.0 HITLESS AND SCORELESS INNINGS IN A STARTING ROLE IN THE TIGERS' 6-2 WIN OVER LIBERTY.

2023 REVIEW



CAM CANNARELLA

ACC FRESHMAN-OF-THE-YEAR, 2023

2023 SEASON NOTES

CLEMSON'S NCAA TOURNEY HISTORY

- The Tigers played in their 45th all-time NCAA regional when they competed in the 2023 Clemson Regional.
- The 45 appearances are fifth most in NCAA history, trailing only Texas (62), Florida State (59), Miami (Fla.) (49) and Oklahoma State (48).
- It was Clemson's first NCAA Tournament appearance since 2019.

NCAA TOURNAMENT RECAP

- Clemson hosted an NCAA regional for the 17th time in history in 2019.
- The Tigers had a 1-2 record in the Clemson Regional, defeating Lipscomb 12-5 before falling to No. 9 Tennessee 6-5 and Charlotte 3-2.
- The Tigers outscored their three opponents by a combined score of 19-14, but lost two one-run games to end the season.
- Clemson hit .271 with four homers, seven doubles, 19 runs, a .353 on-base percentage and six steals in three games.
- Cam Cannarella (OF), Caden Grice (P/1B), Cooper Ingle (C) and Will Taylor (OF) were named to the All-Tournament team.

ACC TOURNAMENT CHAMPION

- Clemson won the ACC Tourney title with a 4-0 record, wins over Virginia Tech, No. 19 Boston College, North Carolina and No. 7 Miami (Fla.).
- It was Clemson's first ACC Tournament title since 2016 and 11th overall, most among ACC teams.
- Clemson claimed its 16th ACC championship overall, as it won five ACC regular-season titles before the ACC Tourney began in the 1973 season.
- Clemson outscored the opposition 39-15 in the four games at Durham (N.C.) Bulls Athletic Park.
- Clemson hit .310 with six doubles, three triples, seven homers, a .538 slugging percentage, .420 on-base percentage and 13 steals.
- Clemson committed only one error in four games, good for a .993 fielding percentage.
- The pitching staff had a 3.50 ERA, .216 opponents' batting average and 42 strikeouts against 16 walks in 36.0 innings pitched.
- Caden Grice was named ACC Tourney MVP by going 7-for-19 (.368) with two homers, nine RBIs and 7.0 strong innings to earn a win on the mound.

QUICK HITS

- Clemson had 24 come-from-behind wins among its 44 overall victories. The 44 wins were tied for 11th most in the nation.
- Clemson's .306 batting average and .400 on-base percentage were its best marks since 2011, when it hit .318 with a .406 on-base percentage.
- Clemson's bullpen had a 28-11 record, 16 saves, a 3.91 ERA, .256 opponents' batting average and 310 strikeouts in 295.0 innings pitched.

POLLS

- Clemson was ranked as high as No. 15 by Baseball America in the final polls. It marked its eighth weekly ranking in a row to end the season.
- Clemson was ranked in the top 25 in all six polls for the seventh week in a row in the final polls.
- The Tigers have been ranked in at least one weekly poll every year since 1987, when Clemson began tracking weekly polls.

ACC STANDINGS

- Clemson finished in second place in the ACC Atlantic Division standings with a 20-10 league mark.
- Overall in the ACC standings, Clemson also finished in second place.
- Clemson's 20 ACC regular-season wins were its most since 2018 (22), and its second-place finish was its best since 2018 (tied for first).

- Clemson was in last (14th) place in the overall ACC standings at 2-8 after a loss at Florida State on April 6, but was 18-2 thereafter.
- The Tigers also won 16 of their last 17 ACC regular-season games after Notre Dame defeated Clemson in the series opener on April 14.
- Including ACC Tournament games, Clemson had a 24-10 record against ACC teams in 2023.

ACC SERIES WINS IN A ROW

- Clemson won its last seven ACC series and won 18 of its last 20 ACC regular-season games after Florida State defeated Clemson on April 6.
- Clemson won the series over Florida State, Notre Dame, NC State, No. 11 Boston College, No. 22 Louisville, Virginia Tech and North Carolina.
- It was the first time Clemson won seven ACC series in a row during one season since 1994.

SCHEDULE STRONG

- Clemson had a final RPI of No. 7 (unofficial) according to WarrenNolan.com through the College World Series.
- A big reason for the Tigers' top-10 RPI was their strength of schedule, which was No. 9 in the nation.
- Of Clemson's 63 games, 56 were against teams with a .500 or better overall season record.
- Clemson had 23 wins (23-10 record) over top-50 RPI teams, fourth most in the nation.
- Clemson had 36 wins (36-16 record) over top-100 RPI teams, fourth most in the nation.

WINNING STREAK

- Clemson won 17 games in a row that started with the last game in April and concluded with its final win in the first game of June.
- The 17-game winning streak tied for the fourth longest in school history and its longest since winning 17 games in a row late in 2006.
- The 17-game winning streak tied for the second longest in the nation in 2023, trailing only Oral Roberts' 21-game winning streak.
- Clemson hit .341 with a .532 slugging percentage, .434 on-base percentage and 35 steals during its 17-game winning streak.
- Clemson averaged 9.1 runs per game, outscoring the opposition 154-70 during the winning streak, and fielded .979 during the winning streak.
- Clemson had a 3.67 ERA, .236 opponents' batting average and 164 strikeouts against 74 walks in 152.0 innings pitched during the streak.
- Clemson also won 22 of its last 25 games and 27 of its last 32 games.
- Clemson had a 15-0 record in May.
- Other than the month of February, the undefeated month was Clemson's first in a month it played at least one game since May 1976.

ROAD SURGE

- Clemson's second-half surge was due in large part to its success in road games, as it won 12 of its last 13 road contests.
- The Tigers had a 14-5 road record on the season after starting the year 2-4 in road games.
- Clemson won two games at Florida State, downed Georgia, swept NC State, won two games at No. 11 Boston College and swept Virginia Tech.
- Clemson was 11-4 in ACC road games.
- Excluding the shortened 2020 season, Clemson had not finished with a .500 or better road record since 2018 (15-5).

SWIPING BAGS

- A key to Clemson's scoring was its ability to steal bases, as it had an ACC-high 103 in 63 games.
- Clemson totaled 100+ steals for the 19th time in school history in 2023, its first time doing so since 2013, when it had 111 steals.

- Benjamin Blackwell led the ACC with 27 steals, while Cam Cannarella was second on the team and third in the ACC with 24 steals.
- Blackwell and Cannarella became the first Tiger duo with 20+ steals apiece in a season since 2011.
- Clemson had 17 steals in the series against Binghamton, including an ACC-season-high 11 in the season opener, one shy of the school record.

FIELDING STEADY

- Clemson had a school-record .977 fielding percentage in 2023, breaking the previous mark (.975) set by the 2018 team.
- Clemson committed only 53 errors in 63 games in 2023.
- No Tiger committed more than nine errors, the first time in the 21st century that occurred (excluding the shortened 2020 season).

ALL-AMERICA HONORS

- Billy Amick and Caden Grice were both named first-team All-Americans by College Baseball Foundation, Collegiate Baseball and NCBWA.
- Grice was also a first-team All-American by ABCA, Baseball America and D1Baseball.
- They became the 65th and 66 All-Americans in Clemson history and 30th and 31st first-team All-Americans in Tiger history.
- It marked the first time since 2018 (Seth Beer, Logan Davidson, Ryley Gilliam) that Clemson had multiple All-Americans in one season.
- It marked the first time since 2016 (Seth Beer, Pat Krall, Chris Okey) that Clemson had multiple first-team All-Americans in one season.
- Cam Cannarella was named a first-team freshman All-American by Baseball America, D1Baseball and Perfect Game.

FOUR TIGERS NAMED TO ALL-ACC TEAM

- Billy Amick (DH/UT) and Cam Cannarella (OF) earned First-Team All-ACC honors.
- Caden Grice (SP) was a Second-Team All-ACC selection and Cooper Ingle (C) was a Third-Team All-ACC pick.
- Cam Cannarella also earned All-ACC Freshman honors.
- Grice became the first Tiger since Jarrod Schmidt (2001,02) to earn All-ACC honors as both a hitter and pitcher during a career.

THREE TIGERS PICKED IN MLB DRAFT

- Three Tigers were selected in the 2023 MLB draft.
- Caden Grice (Competitive Balance Round B) was picked by the Diamondbacks on the first day of the draft.
- Cooper Ingle (fourth round) was chosen by the Guardians and Ryan Ammons (10th round) was picked by the Red Sox on the second day.
- One more Tiger signed a free-agent contract as well, Benjamin Blackwell in 2023.

2023 TIGER DRAFTEES

#	Player	Pos.	Cl.	Rd	Pick	Team
31	Caden Grice	LHP/1B	Jr.	CB	64	Diamondbacks
12	Cooper Ingle	C/OF	Jr.	4	125	Guardians
21	Ryan Ammons	LHP	*Jr.	10	298	Red Sox
4	Benjamin Blackwell	INF	^*Sr.	FA	---	Rangers

CB - Competitive Balance Round B (between rounds 2,3)

FIRST-YEAR COACHES & ACC TITLES

- Since the ACC was formed during the 1953-54 academic year, Clemson, who has won 16 ACC championships, has had five head coaches.
- Bob Smith was in his third year as head coach in 1954, when Clemson won the ACC title in the league's first baseball season.
- The next four Tiger head coaches all won the ACC title in their first year as head coach of the Tiger program.
- Bill Wilhelm led Clemson to the ACC championship and College World Series in the first of his 36 seasons as head coach in 1958.

2023 SEASON NOTES

- Jack Leggett led the Tigers to the 1994 ACC championship by winning the ACC Tourney in the first of his 22 seasons as head coach at Clemson.
- Monte Lee led the Tigers to the 2016 ACC championship by winning the ACC Tourney in the first of his seven seasons as head coach at Clemson.
- Erik Bakich led the Tigers to the 2023 ACC championship by winning the ACC Tournament in his first season as head coach at Clemson.
- Leggett, Lee and Bakich are the only head coaches in the 49 years of the ACC Tourney to win the event in their first season as head coach.

AMICK PUT NAME IN TIGER LORE

- Sophomore infielder Billy Amick had been a bench player in his career until March 10, when he put his stamp in Tiger lore.
- He entered the series opener against Georgia State in the sixth inning as a pinch-hitter and had a single later in the game.
- In the ninth inning with the Tigers trailing 8-5, he blasted a 446-foot grand slam with two outs to give Clemson a 9-8 walkoff victory.
- It was his first career homer in his 12th career game and second year at Clemson. It was also the third walkoff grand slam in Tiger history.
- He hit .413 with 13 homers, two triples, 17 doubles, 63 RBIs, 37 runs and a .464 on-base percentage in 46 games (42 starts) in 2023.
- He had a team-high .772 slugging percentage, fifth highest in Tiger history.
- He became the first Tiger since Khalil Greene (.470) in 2002 to hit .400 in a season.
- He played only one of the first 12 games in 2023 and did not make his first start until March 11, Clemson's 15th game of the season.
- His .382 batting average in his career was fifth highest in Tiger history.
- He had a .704 slugging percentage, second highest in Tiger history, and .431 on-base percentage in his career.

CANNARELLA EMERGED AS FRESHMAN

- Cam Cannarella became the everyday starter in center field and showed consistency as a freshman in 2023.
- He hit .388 with 16 doubles, three triples, seven homers, 47 RBIs, 72 runs, a .462 on-base percentage and 24 steals in 59 games.
- He had 71 singles, tied for eighth most in Tiger history.
- He led the team in runs, hits (97), triples and multiple-hit games (28).
- He reached base via a hit or walk in 57 of his 59 games.
- His 97 hits and 72 runs were the most by a Tiger since 2010.
- He led the ACC with a .408 batting average in ACC regular-season games.
- He started his career on a 14-game hitting streak and reached base via a hit or walk in his first 30 games.

CANNARELLA ACC'S TOP FRESHMAN

- Cam Cannarella was named ACC Freshman-of-the-Year in a vote by the league head coaches.
- He became the fourth Tiger to earn ACC Freshman-of-the-Year honors, joining Matthew LeCroy (1995), Patrick Boyd (1998) and Seth Beer (2016).

CLAYTON A NEW PITCHER FROM SIDE

- Junior righty Nick Clayton changed his arm slot to the side prior to the season, and it paid dividends.
- He was 8-0 with a 3.17 ERA, .207 opponents' batting average and 53 strikeouts against 27 walks in 48.1 innings pitched over 24 appearances.
- His eight wins were the most without a loss by a Tiger since 2006. That win total without a loss tied for sixth most in Tiger history.
- His 83.3 career winning percentage (15-3) is eighth highest in Tiger history.

GRICE TWO-WAY PLAYER HIGHLIGHTS

- Junior Caden Grice contributed as both a lefthander on the mound and slugger at the plate in 2023.
- He was named one of 25 semifinalists for the Golden Spikes Award.
- He was 8-1 with a 3.35 ERA .196 opponents' batting average and 101 strikeouts in 78.0 innings pitched over 14 starts on the mound in 2023.
- His 11.65 strikeouts-per-nine-innings-pitched mark was ninth highest in Tiger history.
- He hit .307 with 18 homers, a triple, 15 doubles, 68 RBIs, 60 runs and four steals in 59 games (58 starts) batting in 2023.
- He had a .618 slugging percentage and .411 on-base percentage.
- He led the team in homers and tied for the team lead in wins. No Tiger in history prior to him led or tied for the team lead in both.
- He was 6-for-12 (.500) with three grand slams, 24 RBIs and a 1.250 slugging percentage with the bases loaded in 2023.
- The three grand slams were the most in a season by a Tiger in history.
- He ended the season on an 11-game hitting streak.
- His 45 career homers were 10th most in Tiger history.

GRICE RECEIVED OLERUD AWARD

- Caden Grice was the winner of the John Olerud Two-Way Player-of-the-Year Award, presented by College Baseball Foundation.
- He became the first Tiger to win the award that was first presented in 2010.

INGLE NOT JUST A SINGLES HITTER

- Junior catcher and outfielder Cooper Ingle proved why he was one of the best hitters in the ACC, including with some power, in 2023.
- He hit .328 with six homers, 16 doubles, 34 RBIs, 60 runs, a .417 on-base percentage and steal in 62 games in 2023.
- He had a 16-game hitting streak from February to March.
- He had a team-season-long 19-game hitting streak from April to May.
- He reached base via a hit or walk in a team-season-long 51 straight games from February to May.

TAYLOR FOUND HIS BASEBALL RHYTHM

- Sophomore outfielder Will Taylor was healthy in 2023 after an injury-plagued freshman season in 2022.
- The former wide receiver on the Tiger football team found his rhythm in left field in 2023.
- He hit .362 with 16 doubles, two triples, five homers, 46 RBIs, 67 runs, a .489 on-base percentage and 11 steals in 62 games (60 starts).

SEVEN TIGERS IN THE MAJORS IN 2023

- Dominic Leone, Brad Miller, Chris Okey, Carson Spiers, Spencer Strider, Eli White and Weston Wilson played in an MLB game in 2023.
- Every Tiger team from 1974 to 2020 had at least one future major leaguer on its roster.
- Clemson has had at least one former Tiger play in an MLB game each of the last 68 years (streak started in 1956).
- Clemson has had multiple former Tigers play in an MLB game each of the last 50 years (streak started in 1974).

FORMER TIGERS IN THE MAJOR LEAGUES IN 2023

Player	Pos.	CU Years	Team(s)	MLB Years
Dominic Leone	RHP	2010-12	Mets, Angels, Mariners	2014-23
Brad Miller	INF	2009-11	Rangers	2013-23
Chris Okey	C	2014-16	Angels	2022,23
Carson Spiers	RHP	2017-20	Reds	2023
Spencer Strider	RHP	2018-20	Braves	2021-23
Eli White	OF	2014-16	Braves	2020-23
Weston Wilson	INF/OF	2014-16	Phillies	2023

TIGER TIDBITS

CLEMSON'S RECORD...

In All Games	44-19
In Home Games	25-12
In Away Games	14-5
In Neutral Games	5-2
In All ACC Regular-Season Games	20-10
In Home ACC Regular-Season Games	9-6
In Away ACC Regular-Season Games	11-4
In All Non-ACC Regular-Season Games	19-7
In Home Non-ACC Regular-Season Games	15-4
In Away Non-ACC Regular-Season Games	3-1
In Neutral Non-ACC Regular-Season Games	1-2
In ACC Tournament Games	4-0
In NCAA Tournament Games	1-2
In February	4-4
In March	12-8
In April	12-5
In May	15-0
In June	1-2
On Monday	0-0
On Tuesday	9-2
On Wednesday	4-0
On Thursday	1-2
On Friday	11-5
On Saturday	12-6
On Sunday	7-4
After a Loss	10-8
Against Top-25 Teams	10-7
Against Top-10 Teams	2-4
Against Top-5 Teams	0-3
In Day Games	28-12
In Night Games	16-7
Against Lefty Starters	12-4
Against Righty Starters	32-15
In 1-Run Games	6-7
In 2-Run Games	5-3
In 3-Run Games	9-3
When Scoring First	29-8
When Scoring in the 1st Inning	24-4
When Leading at the End of 6 Innings	33-4
When Trailing at the End of 6 Innings	5-11
When Tied at the End of 6 Innings	6-4
When Leading at the End of 7 Innings	35-4
When Trailing at the End of 7 Innings	4-13
When Tied at the End of 7 Innings	3-2
When Leading at the End of 8 Innings	38-3
When Trailing at the End of 8 Innings	1-14
When Tied at the End of 8 Innings	2-2
In Extra Innings	0-2
When Scoring 5 or More Runs	38-6
When Allowing Less Than 5 Runs	26-6
When Out-Hitting Opponents	35-9
When Clemson Hit a Home Run	35-7
On Grass Infields	39-18
On Artificial Surface Infields	5-1

INNING-BY-INNING SCORING

Team	1	2	3	4	5	6	7	8	9	Ex.
Clemson	55	53	61	45	60	66	58	41	28	0
Opponents	27	34	34	49	38	35	27	27	34	2

TIGER MULTIPLE HIT GAME LEADERS

#	Player	2	3	4	5+	Total
10	Cam Cannarella	16	7	3	2	28
16	Will Taylor	20	7	--	--	27
12	Cooper Ingle	18	5	--	1	24
4	Benjamin Blackwell	16	6	--	--	22
17	Billy Amick	11	8	2	--	21
31	Caden Grice	17	4	--	--	21
8	Blake Wright	13	3	1	--	17
6	Riley Bertram	10	4	1	--	15
	Totals	133	45	8	3	189

TIGER MULTIPLE RBI GAME LEADERS

#	Player	2	3	4	5+	Total
31	Caden Grice	8	3	4	2	17
17	Billy Amick	6	4	3	3	16
16	Will Taylor	9	4	--	--	13
6	Riley Bertram	11	1	1	--	13
10	Cam Cannarella	4	4	2	--	10
8	Blake Wright	4	3	1	1	9
4	Benjamin Blackwell	6	2	1	--	9
12	Cooper Ingle	4	2	1	--	7
9	Jacob Jarrell	4	1	1	--	6
22	Nathan Hall	3	1	--	--	4
	Totals	62	26	14	6	108

2023 OVERALL STATS

#	Player	Avg	GP-GS	AB	R	H	2B	3B	HR	RBI	TB	Slg%	BB	HP	SO	GDP	OB%	SF	SH	SB-SBA
10	Cam Cannarella	.388	59-59	250	72	97	16	3	7	47	140	.560	33	4	39	6	.462	3	0	24-29
16	Will Taylor	.362	62-60	218	67	79	16	2	5	46	114	.523	48	10	56	4	.489	4	1	11-11
12	Cooper Ingle	.328	62-62	256	60	84	16	0	6	34	118	.461	39	3	29	4	.417	4	0	1-3
31	Caden Grice	.307	59-58	228	60	70	15	1	18	68	141	.618	30	13	74	1	.411	4	0	4-5
4	Benjamin Blackwell	.301	63-63	236	36	71	10	2	2	31	91	.386	27	6	56	5	.384	2	4	27-33
6	Riley Bertram	.282	63-63	227	38	64	12	0	1	44	79	.348	38	6	40	4	.396	2	4	18-21
8	Blake Wright	.250	60-60	232	36	58	11	0	8	45	93	.401	27	2	40	6	.326	6	1	7-12
----- Others -----																				
17	Billy Amick	.413	46-42	167	37	69	17	2	13	63	129	.772	13	7	32	0	.464	5	0	2-2
22	Nathan Hall	.243	39-16	74	10	18	3	0	1	12	24	.324	8	1	20	2	.321	1	1	3-4
3	Jack Crighton	.239	34-16	67	10	16	3	0	0	3	19	.284	5	2	14	0	.311	0	2	4-5
11	Chad Fairey	.237	23-18	59	12	14	4	0	1	8	21	.356	11	1	26	1	.361	1	1	1-1
5	Gavin Abrams	.231	13-8	26	4	6	1	1	1	4	12	.462	7	0	13	0	.394	0	1	0-0
9	Jacob Jarrell	.208	35-27	101	15	21	5	0	5	18	41	.406	11	2	39	3	.296	1	4	1-1
36	Ty Olenchuk	.200	2-1	5	0	1	0	0	0	1	1	.200	0	0	2	0	.200	0	0	0-0
27	Tristan Bissetta	.154	12-3	13	0	2	1	0	0	1	3	.231	1	0	6	0	.214	0	0	0-0
1	Tyler Corbitt	.148	15-7	27	4	4	1	0	0	1	5	.185	1	4	7	2	.281	0	1	0-0
24	Mac Starbuck	.125	14-3	16	2	2	1	0	0	1	3	.188	2	4	2	1	.364	0	1	0-0
55	Lleyton Lackey	.000	9-2	7	3	0	0	0	0	0	0	.000	1	1	3	0	.222	0	0	0-0
13	B.J. Bailey	----	1-0	0	1	0	0	0	0	0	0	-----	0	0	0	0	-----	0	0	0-0
CLEMSON		.306	63-63	2209	467	676	132	11	68	427	1034	.468	302	66	498	39	.400	33	21	103-127
OPPONENTS		.249	63-63	2133	307	531	99	7	79	278	881	.413	255	72	604	38	.346	19	21	37-49

LOB - Team (535), Opp (509). DPs turned - Team (47), Opp (48). CI - Team (0), Opp (1). IBB - Team (4), Bertram 1, Cannarella 1, Grice 1, Ingle 1, Opp (12).

#	Player	ERA	W-L	APP	GS	CG	SHO/CBO	SV	IP	H	R	*ER	BB	SO	AB	O/BA	WP	HBP	BK
31	Caden Grice	3.35	8-1	14	14	0	0/0	0	78.0	54	35	29	33	101	276	.196	7	9	0
56	Austin Gordon	4.61	2-4	16	16	0	0/0	0	84.0	77	45	43	22	76	317	.243	5	8	1
----- Others -----																			
48	Rob Hughes	1.56	0-1	12	0	0	0/0	2	17.1	12	4	3	3	21	60	.200	1	1	0
15	Reed Garris	2.12	4-0	27	0	0	0/0	0	29.2	19	8	7	13	39	105	.181	0	3	0
25	Jackson Lindley	2.73	3-3	21	1	0	0/0	2	33.0	31	14	10	14	33	125	.248	3	3	0
44	Nick Clayton	3.17	8-0	24	0	0	0/0	0	48.1	35	17	17	27	53	169	.207	6	5	0
26	Casey Tallent	3.43	1-1	16	1	0	0/0	1	21.0	22	10	8	10	19	84	.262	1	1	0
29	Joe Allen	3.94	3-0	17	4	0	0/0	1	29.2	33	13	13	15	33	113	.292	7	5	0
36	Ty Olenchuk	3.97	1-0	17	1	0	0/0	0	22.2	27	16	10	10	18	94	.287	4	4	0
13	B.J. Bailey	4.02	2-2	17	0	0	0/0	0	15.2	18	11	7	6	20	63	.286	0	1	0
21	Ryan Ammons	4.05	2-0	13	2	0	0/0	5	20.0	17	9	9	8	26	77	.221	0	0	0
18	Tristan Smith	4.55	0-1	24	6	0	0/0	4	31.2	24	16	16	25	43	112	.214	2	6	2
39	Ethan Darden	5.53	3-2	19	12	0	0/0	0	55.1	60	37	34	23	45	223	.269	5	9	0
37	Nick Hoffmann	6.58	3-1	17	0	0	0/0	1	26.0	36	21	19	9	18	110	.327	1	2	0
20	Willie Weiss	7.00	2-0	14	0	0	0/0	0	9.0	11	7	7	10	13	35	.314	4	4	0
51	Rocco Reid	8.10	0-1	16	2	0	0/0	0	16.2	24	18	15	14	22	72	.333	4	7	1
30	Billy Barlow	8.10	0-1	3	1	0	0/0	0	3.1	6	3	3	0	3	16	.375	0	0	0
35	Jay Dill	8.47	1-1	11	3	0	0/0	0	17.0	21	18	16	10	18	68	.309	3	4	0
41	Nathan Dvorsky	12.00	1-0	3	0	0	0/0	0	3.0	4	5	4	3	3	14	.286	2	0	0
CLEMSON		4.30	44-19	63	63	0	0/0	16	561.1	531	307	268	255	604	2133	.249	55	72	4
OPPONENTS		6.92	19-44	63	63	0	0/0	10	543.1	676	467	418	302	498	2209	.306	54	66	2

PB - Team (14), Jarrell 9, Ingle 5, Opp (20). Pickoffs - Team (4), Gordon 1, Ingle 1, Jarrell 1, Weiss 1, Opp (7). IBB - Team (12), Clayton 3, Lindley 3, Ammons 1, Garris 1, Gordon 1, Reid 1, Smith 1, Tallent 1, Opp (4). * - Clemson had two team unearned runs

Note: **Bold** denotes returning player.

FIELDING

#	Player	GP-GS	C	PO	A	E	Fld %	DP
11	Chad Fairey	23-18	60	59	1	0	1.000	5
44	Nick Clayton	24-0	14	1	13	0	1.000	0
1	Tyler Corbitt	15-7	10	7	3	0	1.000	0
24	Mac Starbuck	14-3	10	2	8	0	1.000	0
29	Joe Allen	17-4	8	3	5	0	1.000	1
37	Nick Hoffmann	17-0	4	2	2	0	1.000	0
35	Jay Dill	11-3	3	1	2	0	1.000	0
55	Lleyton Lackey	9-2	3	3	0	0	1.000	0
25	Jackson Lindley	21-1	3	1	2	0	1.000	0
51	Rocco Reid	16-2	3	1	2	0	1.000	0
21	Ryan Ammons	13-2	2	1	1	0	1.000	0
13	B.J. Bailey	18-0	2	0	2	0	1.000	0
27	Tristan Bissetta	12-3	2	2	0	0	1.000	0
26	Casey Tallent	16-1	2	1	1	0	1.000	0
20	Willie Weiss	14-0	2	0	2	0	1.000	0
30	Billy Barlow	3-1	1	0	1	0	1.000	0
15	Reed Garris	27-0	1	0	1	0	1.000	0
18	Tristan Smith	24-6	1	0	1	0	1.000	0
10	Cam Cannarella	59-59	145	144	0	1	.993	0
9	Jacob Jarrell	35-27	273	249	22	2	.993	2
12	Cooper Ingle	62-62	406	370	31	5	.988	3
31	Caden Grice	60-59	396	360	28	8	.980	26
6	Riley Bertram	63-63	277	102	169	6	.978	39
17	Billy Amick	46-42	136	130	3	3	.978	9
4	Benjamin Blackwell	63-63	235	62	164	9	.962	31
3	Jack Crighton	34-16	26	24	1	1	.962	0
16	Will Taylor	62-60	84	78	2	4	.952	0
8	Blake Wright	60-60	129	35	87	7	.946	6
22	Nathan Hall	39-16	32	29	1	2	.938	0
39	Ethan Darden	19-12	16	2	13	1	.938	0
5	Gavin Abrams	13-8	9	8	0	1	.889	0
56	Austin Gordon	16-16	14	6	6	2	.857	1
36	Ty Olenchuk	18-1	6	1	4	1	.833	0
41	Nathan Dvorsky	3-0	0	0	0	0	-----	0
48	Rob Hughes	12-0	0	0	0	0	-----	0
CLEMSON		63-63	2315	1684	578	53	.977	47
OPPONENTS		63-63	2335	1630	617	88	.962	48

Note: **Bold** denotes returning player.

2023 RESULTS

44-19 OVERALL, 20-10 ACC REGULAR SEASON, 4-0 ACC TOURNAMENT, 1-2 NCAA TOURNAMENT, 25-12 HOME, 14-5 AWAY, 5-2 NEUTRAL, 28-12 DAY, 16-7 NIGHT, 6-7 ONE RUN, 0-2 EXTRA INNINGS, 10-7 TOP 25

Date	Opponent (Rank)	W-L	Score	Site	CU Rank	Clemson Pitcher	Opp. Pitcher	Time	CU R-H-E	Opp. R-H-E	Attendance
2-17	Binghamton	W	11 - 3	H		• Ammons (1-0)	• Babalis (0-1)	2:55	11 - 11 - 0	3 - 8 - 5	4469
2-18	Binghamton	W	3 - 2	H		Weiss (1-0)	Collins (0-1)	2:44	3 - 6 - 0	2 - 9 - 2	5050
2-19	Binghamton	W	19 - 1	H		• Dill (1-0)	• Bryggman (0-1)	3:30	19 - 21 - 2	1 - 9 - 3	4150
2-21	Charlotte	W	9 - 5	H		Bailey (1-0)	Gillentine (0-1)	3:28	9 - 10 - 2	5 - 8 - 0	4200
2-24	UCF ^U	L	2 - 4	H		Lindley (0-1)	Centala (1-0)	3:07	2 - 7 - 1	4 - 7 - 1	4281
2-25	UCF	L	7 - 10	H		Darden (0-1)	Marlowe (1-1)	3:13	7 - 11 - 3	10 - 10 - 1	4357
2-26	UCF	L	6 - 13	H		Bailey (1-1)	Vespi (1-0)	3:41	6 - 9 - 1	13 - 15 - 1	4286
2-28	USC Upstate	L	3 - 6	N1		Hoffmann (0-1)	Curtis (2-0)	2:52	3 - 12 - 0	6 - 9 - 1	1397
3- 3	South Carolina (23)	W	5 - 2	^H		Lindley (1-1)	• Sanders (1-1)	2:39	5 - 9 - 4	2 - 7 - 2	5456
3- 4	South Carolina (23)	L	9 - 11	N1		Dill (1-1)	Becker (1-0)	3:37	9 - 12 - 1	11 - 10 - 2	7215
3- 5	South Carolina (23)	L	1 - 7	A		• Barlow (0-1)	Hicks (3-0)	2:28	1 - 6 - 1	7 - 10 - 1	8242
3- 7	East Tennessee State	W	4 - 1	H		Allen (1-0)	• Smiddy (3-2)	2:32	4 - 6 - 0	1 - 6 - 2	4263
3- 8	Presbyterian	W	5 - 3	H		Dvorsky (1-0)	Ymker (0-1)	2:37	5 - 7 - 1	3 - 7 - 0	4107
3-10	Georgia State	W	9 - 8	H		Hoffmann (1-1)	Ottinger (0-2)	3:28	9 - 17 - 2	8 - 10 - 2	3912
3-11	Georgia State ⁽¹⁾	W	10 - 2	H		Garris (1-0)	• Landry (0-1)	2:51	10 - 12 - 1	2 - 2 - 1	-----
3-11	Georgia State ⁽²⁾	W	10 - 7	H		Clayton (1-0)	• Watson (0-1)	2:45	10 - 12 - 0	7 - 12 - 5	5242
3-14	College of Charleston	W	4 - 3	H		Hoffmann (2-1)	Privette (1-1)	2:58	4 - 7 - 1	3 - 10 - 1	4089
3-18	* Duke ⁽¹⁾	L	2 - 3	H		• Gordon (0-1)	Beilenson (1-1)	3:16	2 - 11 - 1	3 - 6 - 1	-----
3-18	* Duke ⁽²⁾	W	14 - 9	H		Tallent (1-0)	White (2-1)	3:09	14 - 18 - 1	9 - 12 - 2	5213
3-19	* Duke	L	8 - 11	H		Reid (0-1)	Weaver (2-1)	3:36	8 - 9 - 1	11 - 11 - 3	3974
3-21	Winthrop	W	8 - 5	^H		Clayton (2-0)	Whittle (2-1)	2:28	8 - 8 - 0	5 - 6 - 3	3803
3-22	Kennesaw State	W	6 - 2	^A		Garris (2-0)	Eidson (1-2)	2:36	6 - 5 - 1	2 - 9 - 3	857
3-24	* Georgia Tech	L ⁽¹¹⁾	3 - 4	^A		Lindley (1-2)	Busse (1-1)	3:37	3 - 4 - 1	4 - 11 - 1	1279
3-25	* Georgia Tech	L	3 - 16	A		• Smith (0-1)	• Schmolke (3-0)	2:50	3 - 9 - 0	16 - 19 - 0	1779
3-26	* Georgia Tech	W	14 - 5	A		• Grice (1-0)	• Finley (1-2)	2:57	14 - 14 - 0	5 - 9 - 1	1205
3-28	College of Charleston	W	10 - 3	^N2		• Darden (1-1)	• Campbell (1-1)	2:31	10 - 11 - 1	3 - 10 - 1	1678
3-30	* Wake Forest (2)	L	3 - 8	^H		• Gordon (0-2)	• Lowder (6-0)	2:51	3 - 8 - 1	8 - 9 - 1	4217
3-31	* Wake Forest (2)	L	3 - 4	^H		Lindley (1-3)	Keener (3-0)	3:15	3 - 9 - 0	4 - 8 - 1	4345
4- 1	* Wake Forest (2)	L	5 - 6	H		• Grice (1-1)	• Hartle (6-1)	2:52	5 - 11 - 2	6 - 6 - 1	4521
4- 4	Coastal Carolina (17)	W ⁽⁷⁾	16 - 6	^H		Hoffmann (3-1)	• Huesman (1-3)	2:46	16 - 15 - 1	6 - 10 - 0	4678
4- 6	* Florida State	L	1 - 5	^A		• Gordon (0-3)	• Baumeister (2-2)	2:24	1 - 4 - 1	5 - 8 - 0	4542
4- 7	* Florida State	W	8 - 1	^A		• Darden (2-1)	• Whittaker (3-3)	2:20	8 - 11 - 0	1 - 7 - 2	4406
4- 8	* Florida State	W	6 - 2	A		• Grice (2-1)	• Armstrong (1-2)	2:48	6 - 9 - 1	2 - 6 - 1	4279
4-11	Georgia	W	8 - 1	^A		Weiss (2-0)	• L. Wagner (1-2)	2:43	8 - 9 - 0	1 - 5 - 1	3569
4-14	* Notre Dame	L	4 - 10	^H		• Darden (2-2)	Spivey (1-0)	3:11	4 - 9 - 1	10 - 11 - 3	4347
4-15	* Notre Dame	W	5 - 1	H		• Gordon (1-3)	• Findlay (4-2)	2:51	5 - 10 - 1	1 - 5 - 2	5174
4-16	* Notre Dame	W	6 - 4	H		Clayton (3-0)	Birkholz (0-3)	2:56	6 - 11 - 1	4 - 9 - 1	4202
4-18	Georgia	L	4 - 5	^H		Bailey (1-2)	Caldwell (2-0)	3:01	4 - 9 - 0	5 - 8 - 0	4645
4-21	* NC State	W	10 - 2	^A		• Darden (3-2)	• Whitaker (3-3)	2:46	10 - 14 - 2	2 - 9 - 1	3048
4-22	* NC State	W	9 - 7	^A		Garris (3-0)	Britton (2-2)	3:22	9 - 12 - 0	7 - 8 - 2	2844
4-23	* NC State	W	8 - 5	A		• Grice (3-1)	• Willadsen (4-3)	2:57	8 - 15 - 1	5 - 8 - 2	2956
4-25	Kennesaw State	W ⁽⁷⁾	15 - 5	^H		Olenchuk (1-0)	Sliver (1-2)	2:51	15 - 17 - 1	5 - 8 - 2	4112
4-28	* Boston College ⁽¹⁾ (11)	W	9 - 7	A		Clayton (4-0)	Schroeder (5-3)	2:55	9 - 12 - 0	7 - 11 - 0	-----
4-28	* Boston College ⁽²⁾ (11)	L	1 - 3	A		• Gordon (1-4)	• West (2-3)	2:02	1 - 2 - 0	3 - 3 - 0	1063
4-29	* Boston College (11)	W	6 - 3	A		• Grice (4-1)	• Flynn (6-2)	2:33	6 - 8 - 1	3 - 4 - 0	832
5- 5	* Louisville (22)	W	6 - 3	H	18	Garris (4-0)	Campbell (1-1)	3:00	6 - 15 - 1	3 - 4 - 2	4187
5- 6	* Louisville (22)	W	4 - 3	H	18	Clayton (5-0)	Phillips (4-2)	2:58	4 - 9 - 0	3 - 3 - 0	4456
5- 7	* Louisville (22)	W	7 - 3	H	18	• Grice (5-1)	• Biven (0-2)	3:01	7 - 9 - 2	3 - 9 - 1	4189
5-10	Coastal Carolina (8)	W	13 - 6	^A	10	Allen (2-0)	Shaffer (4-1)	3:29	13 - 10 - 0	6 - 7 - 3	3511
5-12	* Virginia Tech	W	15 - 4	A	10	Lindley (2-3)	• Hackenberg (5-6)	3:32	15 - 20 - 0	4 - 9 - 1	1461
5-13	* Virginia Tech	W	9 - 8	^A	10	Clayton (6-0)	Kirtner (1-1)	3:43	9 - 13 - 0	8 - 15 - 1	1485
5-14	* Virginia Tech	W	9 - 6	A	10	• Grice (6-1)	• Hurney (3-2)	3:40	9 - 14 - 2	6 - 10 - 2	1805
5-16	USC Upstate	W ⁽⁸⁾	12 - 2	^H	6	• Allen (3-0)	• Matheny (2-3)	2:40	12 - 13 - 1	2 - 6 - 0	4123
5-18	* North Carolina	W	14 - 7	^H	6	Clayton (7-0)	• Carlson (4-2)	3:35	14 - 19 - 2	7 - 15 - 4	4102
5-19	* North Carolina	W	5 - 4	^H	6	Ammons (2-0)	Poston (3-3)	2:56	5 - 9 - 0	4 - 9 - 0	4644
5-20	* North Carolina	W	3 - 1	H	6	• Grice (7-1)	• Pence (4-2)	2:43	3 - 9 - 0	1 - 5 - 0	4589
5-24	+ Virginia Tech	W	14 - 5	^N3	5	Bailey (2-2)	• Hackenberg (5-8)	3:23	14 - 14 - 0	5 - 13 - 3	2398
5-26	+ Boston College (19)	W	4 - 1	N3	5	• Gordon (2-4)	• Flynn (7-3)	2:28	4 - 4 - 0	1 - 3 - 0	3348
5-27	+ North Carolina	W	10 - 4	N3	5	• Grice (8-1)	• Bovair (4-4)	3:06	10 - 14 - 0	4 - 5 - 2	3147
5-28	+ Miami (Fla.) (7)	W	11 - 5	N3	5	Lindley (3-3)	A. Torres (4-1)	3:28	11 - 13 - 1	5 - 8 - 2	4792
6- 2	\$ Lipscomb	W	12 - 5	H	3	Clayton (8-0)	• Van Treeck (8-5)	3:13	12 - 12 - 3	5 - 10 - 1	5322
6- 3	\$ Tennessee (9)	L ⁽¹⁴⁾	5 - 6	^H	3	Tallent (1-1)	Halvorsen (3-3)	4:43	5 - 13 - 0	6 - 11 - 0	6275
6- 4	\$ Charlotte	L	2 - 3	H	3	Hughes (0-1)	Thompson (8-2)	2:56	2 - 7 - 1	3 - 4 - 1	4834

* - ACC regular-season game; + - ACC Tournament; \$ - NCAA Regional; ^ - night game; • - decision came in a starting role; N1 - Greenville, S.C.; N2 - Columbia, S.C.; N3 - Durham, N.C.; ^U - due to inclement weather, game was completed on Feb. 25; Note: Pitchers in ALL CAPS denotes a complete game; **bold** denotes a Clemson home game; best ranking among Baseball America, Collegiate Baseball, D1Baseball, NCBWA, Perfect Game and USA Today polls listed; home attendance (35 dates): 157,814 (4,509 per date).

2023 ACC REGULAR-SEASON STATS

#	Player	Avg	GP-GS	AB	R	H	2B	3B	HR	RBI	TB	Slg%	BB	HP	SO	GDP	OB%	SF	SH	SB-SBA
10	Cam Cannarella	.408	27-27	120	29	49	7	0	3	15	65	.542	12	1	19	2	.463	1	0	9-11
17	Billy Amick	.386	27-26	101	20	39	11	0	7	28	71	.703	5	5	23	0	.434	2	0	1-1
16	Will Taylor	.339	30-30	115	31	39	8	0	2	19	53	.461	17	3	29	2	.431	2	1	5-5
12	Cooper Ingle	.320	30-30	125	26	40	8	0	2	15	54	.432	20	2	12	3	.413	3	0	0-1
6	Riley Bertram	.312	30-30	109	14	34	7	0	0	18	41	.376	18	3	22	3	.420	1	3	7-8
31	Caden Grice	.310	30-30	113	31	35	7	0	10	37	72	.637	14	8	35	1	.416	2	0	0-0
4	Benjamin Blackwell	.279	30-30	111	15	31	4	1	1	10	40	.360	11	4	31	4	.362	1	2	8-11
8	Blake Wright	.265	30-30	117	14	31	5	0	4	29	48	.410	9	2	21	5	.318	4	1	0-3
----- Others -----																				
24	Mac Starbuck	.500	4-0	2	1	1	1	0	0	0	2	1.000	1	0	0	0	.667	0	0	0-0
3	Jack Crighton	.250	16-9	36	6	9	2	0	0	0	11	.306	3	1	5	0	.325	0	1	2-3
27	Tristan Bissetta	.250	6-2	8	0	2	1	0	0	1	3	.375	1	0	4	0	.333	0	0	0-0
9	Jacob Jarrell	.206	15-9	34	4	7	1	0	1	5	11	.324	4	0	11	1	.289	0	1	0-0
22	Nathan Hall	.200	14-7	30	1	6	3	0	0	5	9	.300	4	1	10	1	.314	0	0	1-2
11	Chad Fairley	.167	6-3	12	3	2	0	0	1	1	5	.417	1	0	7	0	.231	0	1	0-0
1	Tyler Corbitt	.154	6-4	13	2	2	1	0	0	0	3	.231	0	2	6	1	.267	0	1	0-0
5	Gavin Abrams	.000	4-2	6	0	0	0	0	0	0	0	.000	0	0	4	0	.000	0	1	0-0
55	Lleyton Lackey	.000	7-2	7	3	0	0	0	0	0	0	.000	0	1	3	0	.125	0	0	0-0
CLEMSON		.309	30-30	1059	200	327	66	1	31	183	488	.461	120	33	242	23	.391	16	12	33-45
OPPONENTS		.253	30-30	1024	155	259	50	3	37	138	426	.416	132	32	267	15	.354	7	12	18-23

LOB - Team (250), Opp (247). DPs turned - Team (19), Opp (28). CI - Team (0), Opp (1). IBB - Team (1), Bertram 1, Opp (5).

#	Player	ERA	W-L	APP	GS	CG	SHO/CBO	SV	IP	H	R	*ER	BB	SO	AB	O/BA	WP	HBP	BK
44	Nick Clayton	2.84	5-0	13	0	0	0/0	0	31.2	22	10	10	21	36	111	.198	5	4	0
31	Caden Grice	3.45	7-1	10	10	0	0/0	0	57.1	41	28	22	28	73	203	.202	6	7	0
56	Austin Gordon	4.25	1-4	10	10	0	0/0	0	55.0	47	28	26	16	53	206	.228	4	5	0
----- Others -----																			
48	Rob Hughes	1.13	0-0	7	0	0	0/0	2	8.0	5	1	1	1	9	27	.185	0	1	0
15	Reed Garris	2.08	2-0	11	0	0	0/0	0	13.0	8	4	3	9	13	45	.178	0	2	0
25	Jackson Lindley	3.12	1-2	4	0	0	0/0	0	8.2	9	5	3	5	4	34	.265	1	1	0
36	Ty Olenchuk	3.38	0-0	6	0	0	0/0	0	5.1	7	2	2	3	4	21	.333	3	0	0
13	B.J. Bailey	3.86	0-0	5	0	0	0/0	0	4.2	4	3	2	2	5	19	.211	0	0	0
26	Casey Tallent	5.40	1-0	8	0	0	0/0	0	8.1	11	6	5	3	6	37	.297	1	0	0
39	Ethan Darden	6.14	2-1	8	7	0	0/0	0	29.1	34	20	20	13	19	120	.283	2	3	0
37	Nick Hoffmann	6.17	0-0	6	0	0	0/0	1	11.2	19	10	8	2	8	52	.365	0	1	0
29	Joe Allen	7.36	0-0	3	1	0	0/0	0	3.2	7	3	3	4	4	18	.389	3	1	0
21	Ryan Ammons	7.94	1-0	6	0	0	0/0	4	5.2	9	5	5	1	1	25	.360	0	0	0
18	Tristan Smith	8.16	0-1	13	2	0	0/0	3	14.1	17	13	13	14	22	58	.293	2	2	2
35	Jay Dill	9.82	0-0	5	0	0	0/0	0	3.2	6	5	4	3	1	15	.400	0	0	0
20	Willie Weiss	10.13	0-0	4	0	0	0/0	0	2.2	3	3	3	3	4	9	.333	2	3	0
51	Rocco Reid	14.40	0-1	5	0	0	0/0	0	5.0	9	8	8	4	5	22	.409	0	2	0
30	Billy Barlow	27.00	0-0	1	0	0	0/0	0	0.1	1	1	1	0	0	2	.500	0	0	0
CLEMSON		4.66	20-10	30	30	0	0/0	10	268.1	259	155	139	132	267	1024	.253	29	32	2
OPPONENTS		6.25	10-20	30	30	0	0/0	6	263.2	327	200	183	120	242	1059	.309	33	33	1

PB - Team (7), Ingle 4, Jarrell 3, Opp (8). Pickoffs - Team (3), Gordon 1, Ingle 1, Jarrell 1, Opp (2). IBB - Team (5), Lindley 2, Ammons 1, Clayton 1, Smith 1, Opp (1). * - Clemson had no team unearned runs

Note: Bold denotes returning player.

CAREER STATS OF 2024 PLAYERS

#	Player	Avg	GP-GS	AB	R	H	2B	3B	HR	RBI	TB	Slg%	BB	HP	SO	GDP	OB%	SF	SH	SB-SBA
10	Cam Cannarella	.388	59-59	250	72	97	16	3	7	47	140	.560	33	4	39	6	.462	3	0	24-29
16	Will Taylor	.343	75-73	268	81	92	16	2	6	50	130	.485	57	13	67	4	.472	5	1	12-12
8	Blake Wright	.281	116-109	434	69	122	21	0	20	90	203	.468	46	3	71	10	.347	10	2	9-15
22	Nathan Hall	.243	39-16	74	10	18	3	0	1	12	24	.324	8	1	20	2	.321	1	1	3-4
3	Jack Crighton	.239	34-16	67	10	16	3	0	0	3	19	.284	5	2	14	0	.311	0	2	4-5
15	Reed Garris	.231	7-4	13	5	3	0	0	1	3	6	.462	2	2	4	1	.412	0	0	0-0
9	Jacob Jarrell	.208	35-27	101	15	21	5	0	5	18	41	.406	11	2	39	3	.296	1	4	1-1
24	Ty Olenchuk	.200	2-1	5	0	1	0	0	0	1	1	.200	0	0	2	0	.200	0	0	0-0
27	Tristan Bissetta	.154	12-3	13	0	2	1	0	0	1	3	.231	1	0	6	0	.214	0	0	0-0
1	Lleyton Lackey	.000	9-2	7	3	0	0	0	0	0	0	.000	1	1	3	0	.222	0	0	0-0
13	B.J. Bailey	-----	1-0	0	1	0	0	0	0	0	0	-----	0	0	0	0	-----	0	0	0-0

#	Player	ERA	W-L	APP	GS	CG	SHO/CBO	SV	IP	H	R	ER	BB	SO	AB	O/BA	WP	HBP	BK
15	Reed Garris	2.12	4-0	27	0	0	0/0	0	29.2	19	8	7	13	39	105	.181	0	3	0
48	Rob Hughes	3.10	1-1	29	1	0	0/0	2	40.2	32	18	14	15	44	150	.213	3	2	0
26	Casey Tallent	3.65	2-1	31	2	0	0/0	1	44.1	43	22	18	22	41	170	.253	2	4	0
29	Joe Allen	3.94	3-0	17	4	0	0/0	1	29.2	33	13	13	15	33	113	.292	7	5	0
20	Nick Clayton	3.99	15-3	60	10	0	0/2	1	126.1	114	64	56	58	124	475	.240	15	10	1
13	B.J. Bailey	4.02	2-2	17	0	0	0/0	0	15.2	18	11	7	6	20	63	.286	0	1	0
18	Tristan Smith	4.55	0-1	24	6	0	0/0	4	31.2	24	16	16	25	43	112	.214	2	6	2
24	Ty Olenchuk	4.60	4-4	48	7	0	0/1	0	76.1	85	49	39	25	64	307	.277	8	6	1
56	Austin Gordon	4.74	3-4	33	16	0	0/0	2	112.0	102	64	59	31	107	426	.239	6	10	1
30	Billy Barlow	5.02	2-5	20	16	0	0/2	0	61.0	61	43	34	22	60	240	.254	5	7	0
39	Ethan Darden	5.53	3-2	19	12	0	0/0	0	55.1	60	37	34	23	45	223	.269	5	9	0
51	Rocco Reid	6.67	0-1	28	2	0	0/0	0	29.2	37	25	22	20	32	119	.311	6	9	1
41	Nathan Dvorsky	12.00	1-0	3	0	0	0/0	0	3.0	4	5	4	3	3	14	.286	2	0	0

Note: Only includes stats of players while at Clemson.

2023 ACC TOURNAMENT STATS

#	Player	Avg	GP-GS	AB	R	H	2B	3B	HR	RBI	TB	Slg%	BB	HP	SO	GDP	OB%	SF	SH	SB-SBA
16	Will Taylor	.500	4-4	12	7	6	0	0	1	4	9	.750	5	2	3	0	.650	1	0	0-0
12	Cooper Ingle	.412	4-4	17	6	7	1	0	0	1	8	.471	1	0	4	0	.444	0	0	0-0
6	Riley Bertram	.400	4-4	15	5	6	0	0	1	6	9	.600	4	0	3	0	.526	0	0	6-6
31	Caden Grice	.368	4-4	19	6	7	1	0	2	9	14	.737	0	2	7	0	.429	0	0	0-0
17	Billy Amick	.353	4-4	17	2	6	2	1	1	7	13	.765	2	0	2	0	.421	0	0	0-0
10	Cam Cannarella	.294	4-4	17	6	5	1	2	1	4	13	.765	3	1	2	0	.429	0	0	1-1
8	Blake Wright	.214	4-4	14	2	3	0	0	1	1	6	.429	4	0	4	0	.389	0	0	2-2
4	Benjamin Blackwell	.133	4-4	15	2	2	0	0	0	1	2	.133	2	0	3	0	.235	0	1	3-3
----- Others -----																				
3	Jack Crighton	.300	4-2	10	1	3	1	0	0	2	4	.400	0	0	4	0	.300	0	1	1-1
24	Mac Starbuck	.000	1-0	1	0	0	0	0	0	0	0	.000	0	0	0	0	.000	0	0	0-0
9	Jacob Jarrell	.000	2-2	8	2	0	0	0	0	0	0	.000	2	0	4	0	.200	0	0	0-0
1	Tyler Corbitt	-----	1-0	0	0	0	0	0	0	0	0	-----	0	0	0	0	-----	0	0	0-0
22	Nathan Hall	-----	1-0	0	0	0	0	0	0	0	0	-----	0	0	0	0	-----	0	0	0-0
CLEMSON		.310	4-4	145	39	45	6	3	7	35	78	.538	23	5	36	0	.420	1	2	13-13
OPPONENTS		.216	4-4	134	15	29	4	1	5	14	50	.373	16	6	42	3	.327	0	0	3-4

LOB - Team (38), Opp (33). **DPs turned** - Team (3), Opp (0). **IBB** - Team (1), Cannarella 1, Opp (1).

#	Player	ERA	W-L	APP	GS	CG	SHO/CBO	SV	IP	H	R	*ER	BB	SO	AB	O/BA	WP	HBP	BK
56	Austin Gordon	0.00	1-0	1	1	0	0/0	0	6.0	2	0	0	3	3	19	.105	0	1	0
31	Caden Grice	3.86	1-0	1	1	0	0/0	0	7.0	4	3	3	1	9	25	.160	0	1	0
----- Others -----																			
25	Jackson Lindley	0.00	1-0	2	0	0	0/0	0	3.0	2	0	0	1	2	10	.200	0	0	0
21	Ryan Ammons	0.00	0-0	2	0	0	0/0	1	2.1	1	0	0	3	5	9	.111	0	0	0
51	Rocco Reid	0.00	0-0	1	0	0	0/0	0	1.2	0	0	0	1	4	5	.000	0	2	1
18	Tristan Smith	0.00	0-0	2	0	0	0/0	0	1.1	0	0	0	3	1	4	.000	0	0	0
37	Nick Hoffmann	0.00	0-0	1	0	0	0/0	0	1.0	0	0	0	0	2	3	.000	0	0	0
20	Willie Weiss	0.00	0-0	1	0	0	0/0	0	1.0	0	0	0	1	1	3	.000	0	0	0
48	Rob Hughes	0.00	0-0	1	0	0	0/0	0	0.2	0	0	0	1	1	2	.000	0	0	0
13	B.J. Bailey	3.38	1-0	2	0	0	0/0	0	2.2	2	1	1	0	2	8	.250	0	0	0
39	Ethan Darden	7.71	0-0	1	1	0	0/0	0	2.1	3	2	2	0	4	10	.300	0	1	1
44	Nick Clayton	8.10	0-0	2	0	0	0/0	0	3.1	3	3	3	1	4	13	.231	1	0	0
15	Reed Garris	9.00	0-0	1	0	0	0/0	0	1.0	1	1	1	1	1	4	.250	0	1	0
29	Joe Allen	13.50	0-0	1	1	0	0/0	0	1.1	5	2	2	0	3	9	.556	1	0	0
36	Ty Olenchuk	13.50	0-0	1	0	0	0/0	0	1.1	6	3	2	0	0	10	.600	0	0	0
CLEMSON		3.50	4-0	4	4	0	0/0	1	36.0	29	15	14	16	42	134	.216	2	6	1
OPPONENTS		7.64	0-4	4	4	0	0/0	0	33.0	45	39	28	23	36	145	.310	1	5	0

PB - Team (1), Jarrell 1, Opp (1). **Pickoffs** - Team (0), Opp (0). **IBB** - Team (1), Clayton 1, Opp (1). * - Clemson had no team unearned runs

Note: **Bold** denotes returning player.

2023 NCAA TOURNAMENT STATS

#	Player	Avg	GP-GS	AB	R	H	2B	3B	HR	RBI	TB	Slg%	BB	HP	SO	GDP	OB%	SF	SH	SB-SBA
31	Caden Grice	.385	3-3	13	4	5	2	0	2	5	13	1.000	1	1	4	0	.438	1	0	1-1
16	Will Taylor	.364	3-3	11	4	4	0	0	0	0	4	.364	4	1	4	0	.563	0	0	3-3
17	Billy Amick	.333	3-3	9	1	3	0	0	1	5	6	.667	2	1	2	0	.462	1	0	0-0
6	Riley Bertram	.308	3-3	13	1	4	2	0	0	3	6	.462	0	1	4	0	.357	0	1	0-0
4	Benjamin Blackwell	.308	3-3	13	2	4	0	0	0	0	4	.308	0	0	6	1	.308	0	0	2-2
12	Cooper Ingle	.200	3-3	15	3	3	0	0	0	1	3	.200	1	0	1	0	.250	0	0	0-1
8	Blake Wright	.133	3-3	15	1	2	1	0	0	0	3	.200	0	0	4	0	.133	0	0	0-0
----- Others -----																				
10	Cam Cannarella	.444	2-2	9	2	4	2	0	1	4	9	1.000	2	0	3	0	.545	0	0	0-1
3	Jack Crighton	.200	3-1	5	0	1	0	0	0	0	1	.200	0	0	0	0	.200	0	0	0-0
36	Ty Olenchuk	.200	2-1	5	0	1	0	0	0	1	1	.200	0	0	2	0	.200	0	0	0-0
9	Jacob Jarrell	.125	2-2	8	1	1	0	0	0	0	1	.125	1	0	6	0	.222	0	0	0-0
22	Nathan Hall	.000	3-0	1	0	0	0	0	0	0	0	.000	0	0	1	0	.000	0	0	0-0
24	Mac Starbuck	.000	3-0	1	0	0	0	0	0	0	0	.000	1	0	0	0	.500	0	1	0-0
CLEMSON		.271	3-3	118	19	32	7	0	4	19	51	.432	12	4	37	1	.353	2	2	6-8
OPPONENTS		.221	3-3	113	14	25	4	0	7	14	50	.442	16	6	37	2	.343	2	4	2-3

LOB - Team (26), Opp (34). **DPs turned** - Team (3), Opp (1). **IBB** - Team (1), Ingle 1, Opp (4).

#	Player	ERA	W-L	APP	GS	CG	SHO/CBO	SV	IP	H	R	*ER	BB	SO	AB	O/BA	WP	HBP	BK
48	Rob Hughes	2.25	0-1	2	0	0	0/0	0	4.0	4	2	1	0	4	16	.250	0	0	0
44	Nick Clayton	3.00	1-0	2	0	0	0/0	0	3.0	3	1	1	3	4	11	.273	0	1	0
31	Caden Grice	4.15	0-0	1	1	0	0/0	0	8.2	6	4	4	1	10	30	.200	0	1	0
56	Austin Gordon	8.31	0-0	1	1	0	0/0	0	4.1	6	4	4	1	6	18	.333	0	0	1
----- Others -----																			
25	Jackson Lindley	0.00	0-0	2	0	0	0/0	0	2.1	1	0	0	3	3	6	.167	0	1	0
13	B.J. Bailey	0.00	0-0	2	0	0	0/0	0	1.2	1	0	0	1	4	6	.167	0	0	0
15	Reed Garris	0.00	0-0	3	0	0	0/0	0	1.2	0	0	0	1	3	5	.000	0	0	0
18	Tristan Smith	0.00	0-0	1	0	0	0/0	0	1.1	0	0	0	0	0	4	.000	0	0	0
51	Rocco Reid	0.00	0-0	1	0	0	0/0	0	0.2	1	0	0	0	1	3	.333	0	1	0
39	Ethan Darden	0.00	0-0	1	0	0	0/0	0	0.1	0	0	0	0	0	1	.000	0	0	0
36	Ty Olenchuk	4.50	0-0	1	1	0	0/0	0	2.0	0	1	1	2	2	6	.000	0	2	0
21	Ryan Ammons	13.50	0-0	2	0	0	0/0	0	0.2	1	1	1	1	0	4	.250	0	0	0
26	Casey Tallent	27.00	0-1	1	0	0	0/0	0	0.1	1	1	1	2	0	2	.500	0	0	0
20	Willie Weiss	-----	0-0	2	0	0	0/0	0	0.0	1	0	0	1	0	1	1.000	1	0	0
CLEMSON		3.77	1-2	3	3	0	0/0	0	31.0	25	14	13	16	37	113	.221	1	6	1
OPPONENTS		4.94	2-1	3	3	0	0/0	0	31.0	32	19	17	12	37	118	.271	2	4	0

PB - Team (1), Jarrell 1, Opp (1). **Pickoffs** - Team (0), Opp (0). **IBB** - Team (4), Clayton 1, Gordon 1, Lindley 1, Tallent 1, Opp (1). * - Clemson had no team unearned runs

Note: **Bold** denotes returning player.

2023 SUPERLATIVES

TEAM

At-Bats	50	vs. Tennessee*, 6-3
Runs	19	vs. Binghamton, 2-19
Scoring Margin	+18	vs. Binghamton, 2-19
Runs in Inning	8	vs. Virginia Tech, 5-12 (5th)
	8	vs. Miami (Fla.), 5-28 (7th)
Hits	21	vs. Binghamton, 2-19
Batting Average	.484	vs. Coastal Carolina [^] , 4-4
RBI's	17	vs. Binghamton, 2-19
Doubles	6	vs. Duke, 3-18 ⁽²⁾
Triples	3	vs. North Carolina, 5-27
Home Runs	4	vs. North Carolina, 5-18
Extra Base Hits	8	vs. Duke, 3-18 ⁽²⁾
Total Bases	32	vs. Binghamton, 2-19
	32	vs. North Carolina, 5-18
Slugging Percentage	.806	vs. Kennesaw State [^] , 4-25
Walks By Clemson Batters	12	vs. Kennesaw State, 3-22
Runners Left on Base	16	vs. Duke, 3-18 ⁽¹⁾
Sacrifice Bunts	3	vs. Virginia Tech, 5-12
Sacrifice Flies	2	vs. Wake Forest, 3-30
	2	vs. Lipscomb, 6-2
Hit-By-Pitch	5	vs. Virginia Tech, 5-24
Stolen Bases	11	vs. Binghamton, 2-17
Stolen Base Attempts	11	vs. Binghamton, 2-17
Putouts	42	vs. Tennessee*, 6-3
Assists	19	vs. Tennessee*, 6-3
Double Plays Turned	3	vs. Binghamton, 2-18
Errors	4	vs. South Carolina, 3-3
Longest Game	4:43	vs. Tennessee*, 6-3
Shortest Game	2:02	vs. Boston College, 4-28 ⁽²⁾
Innings Pitched	14.0	vs. Tennessee*, 6-3
Strikeouts By Clemson Pitchers	18	vs. UCF, 2-24

INDIVIDUAL

At-Bats	7	by Caden Grice vs. Tennessee*, 6-3
Runs	4	by Cam Cannarella vs. Georgia State, 3-10
Hits	5	by Cam Cannarella vs. many (2)
	5	by Cooper Ingle vs. Georgia State, 3-10
	5	by many (3), many times (6)
	2	by many (8), many times (17)
RBI's	2	by Cam Cannarella vs. North Carolina, 5-27
Doubles	2	by many (3), many times (4)
Triples	3	by many (3), many times (4)
Home Runs	11	by Billy Amick vs. NC State, 4-21
Extra Base Hits	3	by many (5), many times (10)
Total Bases	1	by many (11), many times (21)
Walks By Clemson Batters	1	by many (11), many times (33)
Sacrifice Bunts	2	by many (4)
Sacrifice Flies	3	by Blake Wright vs. Binghamton, 2-17
Hit-By-Pitch	3	by Benjamin Blackwell vs. Binghamton, 2-17
Stolen Bases	3	by many (3), many times (5)
Stolen Base Attempts	18	by Cooper Ingle vs. UCF, 2-24
Putouts	8	by Benjamin Blackwell vs. NC State, 4-21
Assists	2	by Blake Wright vs. South Carolina, 3-3
Errors	2	by Benjamin Blackwell vs. Georgia State, 3-10
	8.2	by Caden Grice vs. Tennessee*, 6-3
Innings Pitched	11	by Caden Grice vs. Louisville, 5-7
Strikeouts By Clemson Pitchers		

* - 14-inning game; ^ - seven-inning game; Note: **Bold** denotes a Clemson home game.

2023 HOME RUNS

#	Player ^(#)	Opponent (Date)	Inn.	Outs	H	A	L/R
1.	Wright ⁽¹⁾	Binghamton (2-17)	1	2	1	L	L
2.	Wright ⁽²⁾	Binghamton (2-17)	3	0	1	L	L
3.	Jarrell ⁽¹⁾	Binghamton (2-17)	7	1	2	R	R
4.	Ingle ⁽¹⁾	Binghamton (2-19)	4	0	3	R	R
5.	Jarrell ⁽²⁾	Charlotte (2-21)	4	2	2	R	R
6.	Ingle ⁽²⁾	UCF (2-26)	6	2	1	R	R
7.	Taylor ⁽¹⁾	Δ USC Upstate (2-28)	2	0	1	L	L
8.	Ingle ⁽³⁾	South Carolina (3-3)	1	0	1	R	R
9.	Abrams ⁽¹⁾	South Carolina (3-3)	6	1	1	R	R
10.	Cannarella ⁽¹⁾	East Tennessee State (3-7)	5	0	1	R	R
11.	Ingle ⁽⁴⁾	Georgia State (3-10)	8	0	2	R	R
12.	Amick ⁽¹⁾	Georgia State (3-10)	9	2	4	R	R
13.	Hall ⁽¹⁾	Georgia State (3-11) ⁽¹⁾	3	1	3	R	R
14.	Taylor ⁽²⁾	Georgia State (3-11) ⁽²⁾	1	1	2	R	R
15.	Jarrell ⁽³⁾	* Duke (3-18) ⁽²⁾	4	1	3	L	L
16.	Grice ⁽¹⁾	* Duke (3-18) ⁽²⁾	5	2	1	R	R
17.	Grice ⁽²⁾	Winthrop (3-21)	5	1	2	R	R
18.	Cannarella ⁽²⁾	Winthrop (3-21)	9	0	3	L	L
19.	Fairey ⁽¹⁾	* Georgia Tech (3-24)	5	0	1	R	R
20.	Blackwell ⁽¹⁾	* Georgia Tech (3-25)	2	1	1	R	R
21.	Grice ⁽³⁾	* Georgia Tech (3-25)	3	1	2	R	R
22.	Wright ⁽³⁾	* Georgia Tech (3-26)	6	1	2	L	L
23.	Grice ⁽⁴⁾	* Georgia Tech (3-26)	6	2	3	L	L
24.	Grice ⁽⁵⁾	* Georgia Tech (3-26)	8	1	2	L	L
25.	Grice ⁽⁶⁾	& College of Charleston (3-28)	9	0	1	R	R
26.	Grice ⁽⁷⁾	* Wake Forest (4-1)	9	0	1	R	R
27.	Amick ⁽²⁾	Coastal Carolina (4-4)	2	0	1	L	L
28.	Cannarella ⁽³⁾	* Florida State (4-7)	9	2	1	R	R
29.	Grice ⁽⁸⁾	* Florida State (4-8)	2	2	4	L	L
30.	Amick ⁽³⁾	Georgia (4-11)	4	2	3	L	L
31.	Amick ⁽⁴⁾	* Notre Dame (4-15)	2	0	1	L	L
32.	Amick ⁽⁵⁾	* NC State (4-21)	1	2	3	R	R
33.	Ingle ⁽⁵⁾	* NC State (4-21)	3	0	2	R	R
34.	Amick ⁽⁶⁾	* NC State (4-21)	7	1	2	L	L
35.	Grice ⁽⁹⁾	* NC State (4-22)	8	2	4	R	R
36.	Cannarella ⁽⁴⁾	* NC State (4-23)	6	0	1	R	R
37.	Wright ⁽⁴⁾	Kennesaw State (4-25)	2	0	1	L	L
38.	Jarrell ⁽⁴⁾	Kennesaw State (4-25)	3	2	2	R	R
39.	Grice ⁽¹⁰⁾	Kennesaw State (4-25)	6	2	2	L	L
40.	Wright ⁽⁵⁾	* Boston College (4-28) ⁽¹⁾	4	1	3	R	R
41.	Grice ⁽¹¹⁾	* Boston College (4-28) ⁽¹⁾	6	0	1	R	R
42.	Amick ⁽⁷⁾	* Louisville (5-5)	6	0	2	R	R
43.	Taylor ⁽³⁾	* Louisville (5-7)	1	1	2	R	R
44.	Amick ⁽⁸⁾	* Louisville (5-7)	6	0	1	R	R
45.	Jarrell ⁽⁵⁾	Coastal Carolina (5-10)	3	1	4	R	R
46.	Amick ⁽⁹⁾	Coastal Carolina (5-10)	6	0	2	R	R
47.	Grice ⁽¹²⁾	Coastal Carolina (5-10)	7	1	1	R	R
48.	Taylor ⁽⁴⁾	* Virginia Tech (5-12)	1	2	1	R	R
49.	Cannarella ⁽⁵⁾	* Virginia Tech (5-12)	6	0	1	R	R
50.	Ingle ⁽⁶⁾	* Virginia Tech (5-14)	6	2	1	R	R
51.	Amick ⁽¹⁰⁾	* Virginia Tech (5-14)	7	1	1	L	L
52.	Blackwell ⁽²⁾	USC Upstate (5-16)	7	1	3	R	R
53.	Grice ⁽¹³⁾	* North Carolina (5-18)	1	2	2	R	R
54.	Amick ⁽¹¹⁾	* North Carolina (5-18)	5	0	1	L	L
55.	Wright ⁽⁶⁾	* North Carolina (5-18)	6	1	3	L	L
56.	Wright ⁽⁷⁾	* North Carolina (5-18)	8	2	2	L	L
57.	Grice ⁽¹⁴⁾	* North Carolina (5-20)	1	2	2	L	L
58.	Grice ⁽¹⁵⁾	+ Virginia Tech (5-24)	6	2	4	L	L
59.	Grice ⁽¹⁶⁾	+ Boston College (5-26)	1	2	2	R	R
60.	Amick ⁽¹²⁾	+ North Carolina (5-27)	1	1	2	R	R
61.	Wright ⁽⁸⁾	+ North Carolina (5-27)	1	2	1	R	R
62.	Cannarella ⁽⁶⁾	+ Miami (Fla.) (5-28)	2	2	1	R	R
63.	Bertram ⁽¹⁾	+ Miami (Fla.) (5-28)	7	0	3	R	R
64.	Taylor ⁽⁵⁾	+ Miami (Fla.) (5-28)	7	2	3	L	L
65.	Grice ⁽¹⁷⁾	\$ Lipscomb (6-2)	1	2	2	L	L
66.	Amick ⁽¹³⁾	\$ Lipscomb (6-2)	8	2	4	R	R
67.	Cannarella ⁽⁷⁾	\$ Tennessee (6-3)	5	0	3	R	R
68.	Grice ⁽¹⁸⁾	\$ Charlotte (6-4)	1	2	1	R	R

* - ACC regular-season game; + - ACC Tournament at Durham, N.C.; Δ - Greenville, S.C.; & - Columbia, S.C.; \$ - NCAA Regional at Clemson, S.C.; ^ - pitcher throws; H - 1...solo, 2...2-run, 3...3-run, 4...grand slam; Note: **Bold** denotes a Clemson home game.



BLAKE WRIGHT BELTED TWO HOME RUNS IN THE SEASON-OPENING VICTORY OVER BINGHAMTON ON FEB. 17.

2023 INDIVIDUAL GAME-BY-GAME BATTING STATS

Date	Opponent	ABRAMS AB-R-H-RBI	AMICK AB-R-H-RBI	BERTRAM AB-R-H-RBI	BLACKWELL AB-R-H-RBI	CANNARELLA AB-R-H-RBI	CORBITT AB-R-H-RBI	CRIGHTON AB-R-H-RBI	FAIREY AB-R-H-RBI	GRICE AB-R-H-RBI	HALL AB-R-H-RBI	INGLE AB-R-H-RBI	JARRELL AB-R-H-RBI	TAYLOR AB-R-H-RBI	WRIGHT AB-R-H-RBI
2-17	Binghamton	-----	-----	*4-1-0-0	*2-1-0-0	*3-2-1-1	*4-1-0-0	*4-1-1-1	*4-0-1-2	*5-1-2-0	1-0-0-0	-----	*3-1-1-2	1-0-1-1	*4-3-4-3
2-18	Binghamton	-----	-----	*2-0-0-0	*3-0-2-0	*4-1-1-1	-----	*3-0-1-0	*2-0-0-0	*3-1-1-0	-----	*3-1-1-0	-----	0-0-0-0	*3-0-0-1
2-19	Binghamton	1-1-1-3	0-1-0-0	*3-2-2-2	*5-2-3-4	*5-3-4-3	*3-1-0-0	1-0-0-0	*4-1-4-1	*4-1-1-0	2-1-1-0	*4-2-2-3	2-0-1-0	*4-2-1-0	*5-2-1-1
2-21	Charlotte	-----	-----	*2-1-1-0	*3-0-2-2	*4-2-2-0	-----	-----	*3-1-0-1	*4-1-1-1	0-0-0-0	*5-1-1-0	*4-1-1-2	*2-0-0-1	*5-2-2-2
2-24	UCF ^U	-----	-----	*4-0-0-0	*4-0-1-0	*4-0-2-1	-----	*2-0-0-0	*4-0-1-0	*3-1-1-0	1-0-0-0	*4-0-0-0	-----	*3-0-0-0	*4-1-2-0
2-25	UCF	-----	-----	*4-0-1-1	*5-2-3-2	*4-2-1-0	-----	-----	*3-0-0-0	*5-2-2-0	*4-0-2-2	*5-0-0-0	*4-1-1-1	-----	*2-0-1-1
2-26	UCF	-----	-----	*4-0-0-1	*3-0-0-0	*4-1-2-1	-----	-----	*5-0-1-0	*4-1-1-0	*3-0-0-0	*5-2-2-1	-----	*4-1-2-2	*3-1-1-0
2-28	# USC Upstate	-----	-----	*4-0-1-1	*4-0-1-0	*5-0-1-0	-----	-----	*4-2-2-0	*5-0-2-0	-----	*4-0-1-0	*4-0-1-0	*3-1-1-1	*4-0-2-1
3- 3	South Carolina	2-1-1-1	-----	*3-0-1-0	*3-0-0-1	*4-0-3-1	-----	*2-0-0-0	*4-1-1-0	*4-0-0-0	0-0-0-0	*4-1-1-1	-----	*4-0-0-0	*4-2-2-0
3- 4	# South Carolina	*5-0-1-0	-----	*3-1-1-0	*5-1-2-0	*5-1-2-1	-----	-----	*3-2-2-2	*4-1-0-0	-----	*5-1-1-1	-----	*4-1-2-2	*4-1-1-2
3- 5	South Carolina	*3-0-1-0	-----	*3-0-1-1	*4-0-1-0	*4-0-1-0	1-0-0-0	-----	*3-0-0-0	-----	*4-0-1-0	*5-0-1-0	-----	*3-1-0-0	*4-0-0-0
3- 7	East Tennessee State	*2-1-2-0	-----	*4-0-0-1	*3-0-0-0	*4-1-1-2	-----	-----	*3-1-0-0	-----	-----	*4-0-3-0	*3-0-0-1	*2-1-0-0	*4-0-0-0
3- 8	Presbyterian	*3-1-0-0	2-0-1-1	*3-2-1-1	*5-0-0-0	*4-0-2-3	-----	-----	*0-0-0-0	1-1-1-0	0-0-0-0	*3-0-1-0	*2-0-0-0	*2-1-1-0	*4-0-0-0
3-10	Georgia State	*2-0-0-0	3-1-2-4	*4-0-1-0	*4-0-0-1	*6-4-5-0	0-0-0-0	1-0-0-0	*3-0-0-0	-----	*4-1-1-0	*6-2-5-4	-----	*5-0-3-0	-----
3-11	Georgia State ⁽¹⁾	*2-0-0-0	*5-1-2-2	*5-1-1-2	*4-1-2-0	*2-1-0-0	2-0-0-0	0-0-0-0	0-0-0-0	-----	*5-1-2-3	*3-2-1-0	1-0-1-0	*4-2-2-2	-----
3-11	Georgia State ⁽²⁾	-----	*4-1-2-0	*5-1-0-0	*5-1-3-2	*3-3-1-0	-----	-----	-----	*4-0-1-1	*4-1-0-1	*5-1-2-2	-----	*5-2-3-3	-----
3-14	College of Charleston	0-0-0-0	*3-0-0-0	*3-1-1-0	*4-0-2-0	*2-2-0-0	-----	-----	0-0-0-0	*3-0-0-0	*3-0-0-0	*4-1-2-2	-----	*4-0-2-1	*3-0-0-0
3-18	* Duke ⁽¹⁾	-----	*5-0-1-0	*3-0-2-1	*4-0-1-0	*4-0-0-0	-----	-----	-----	*5-1-2-0	*4-0-1-1	*3-0-1-0	-----	*5-1-2-0	*4-0-1-0
3-18	* Duke ⁽²⁾	-----	-----	*4-1-0-0	*4-2-2-0	*6-3-5-2	-----	-----	-----	*5-3-3-2	*5-1-3-2	*4-1-1-1	*4-3-2-3	*4-0-2-3	*5-0-0-0
3-19	* Duke	1-0-0-0	*1-1-0-0	*2-1-1-2	*4-0-0-0	*5-2-2-0	-----	-----	1-0-0-0	*3-2-2-1	*5-0-1-2	*4-1-1-1	*2-0-0-0	*4-1-0-0	*5-0-2-1
3-21	Winthrop	-----	-----	*2-0-0-0	*4-1-1-0	*4-2-1-3	*3-0-1-0	0-1-0-0	-----	*2-1-1-3	1-0-0-0	*3-2-1-0	*3-0-0-0	*4-1-2-1	*4-0-1-1
3-22	Kennesaw State	-----	-----	*2-1-1-2	*3-0-1-0	*5-0-1-0	-----	-----	*2-1-0-1	*5-0-0-0	-----	*2-1-1-0	*4-0-1-1	*2-1-0-0	*2-2-0-0
3-24	* Georgia Tech	*1-0-0-0	*4-0-1-1	*4-0-0-0	*3-1-1-0	-----	-----	-----	*5-1-1-1	*4-0-1-1	2-0-0-0	*4-0-0-0	-----	*2-1-0-0	*5-0-0-0
3-25	* Georgia Tech	-----	*3-0-0-0	*3-0-0-0	*3-1-2-1	-----	-----	1-0-0-0	-----	*4-1-1-2	*3-0-1-0	*5-0-1-0	*3-0-0-0	*4-1-1-0	*4-0-1-0
3-26	* Georgia Tech	1-0-0-0	0-0-0-0	*4-1-2-0	*4-1-2-0	-----	-----	1-0-0-0	*3-1-0-0	*4-3-2-5	0-0-0-0	*5-3-3-3	0-0-0-0	*5-1-2-1	*5-2-3-4
3-28	^ College of Charleston	-----	-----	*3-1-0-0	*5-0-1-0	*4-3-2-2	-----	-----	-----	*4-1-2-2	*4-2-2-1	*2-0-0-1	*4-1-0-0	*5-1-2-3	*5-1-2-1
3-30	* Wake Forest	-----	-----	*4-0-1-0	*3-0-1-1	*4-0-0-0	-----	-----	1-0-0-0	*3-1-1-0	*3-0-0-0	*4-0-2-0	*4-0-0-0	*4-2-3-0	*2-0-0-1
3-31	* Wake Forest	-----	-----	*4-0-1-2	*3-0-0-0	*5-0-3-0	-----	0-0-0-0	0-0-0-0	*3-1-2-0	1-0-0-0	*4-2-0-0	*4-0-1-0	*4-0-1-0	*3-0-1-1
4- 1	* Wake Forest	-----	*4-1-2-0	*4-1-1-0	*4-0-0-0	*4-0-2-1	-----	0-1-0-0	*2-1-1-0	*4-1-2-1	-----	*3-0-0-1	1-0-1-2	*4-0-0-0	*4-0-2-0
4- 4	Coastal Carolina	-----	*4-3-3-2	*5-1-3-2	*3-2-2-1	*4-3-2-3	-----	-----	-----	*3-1-2-4	0-1-0-0	*4-1-1-1	*2-1-1-0	*2-2-1-2	*4-1-0-0
4- 6	* Florida State	*3-0-0-0	*4-0-0-0	*3-0-2-0	*3-0-0-0	*2-1-1-0	-----	-----	-----	*3-0-0-0	1-0-0-0	*5-0-1-0	-----	*3-0-0-0	*3-0-0-1
4- 7	* Florida State	-----	*4-0-2-0	*3-0-0-2	*4-0-0-0	*5-1-1-1	-----	-----	-----	*2-2-2-1	-----	*4-1-1-0	*3-0-0-0	*4-2-2-0	*4-2-3-3
4- 8	* Florida State	-----	*3-0-1-0	*5-0-0-0	*4-1-0-0	*5-2-4-0	-----	-----	-----	*4-1-2-4	*3-0-0-0	*5-1-1-1	-----	*3-1-0-0	*4-0-1-1
4-11	Georgia	-----	*4-2-3-4	*2-1-0-1	*2-1-2-0	*5-0-0-1	-----	-----	-----	*4-1-0-0	0-0-0-0	*4-1-1-0	*3-0-1-0	*5-1-1-1	*4-1-1-1
4-14	* Notre Dame	-----	*5-0-0-0	*3-0-0-0	*4-2-2-0	*5-0-3-1	-----	-----	-----	*4-0-0-0	-----	*3-0-1-1	*4-1-1-0	*4-1-2-1	*4-0-0-1
4-15	* Notre Dame	-----	*4-1-2-1	*2-0-1-1	*3-1-1-0	*5-2-2-1	-----	*4-0-0-0	-----	*2-0-1-0	-----	*5-0-3-1	-----	*5-0-0-1	*3-1-0-0
4-16	* Notre Dame	-----	*4-2-3-1	*4-1-2-1	*4-0-1-0	*3-1-0-1	-----	1-0-0-0	-----	*3-0-0-1	-----	*5-1-2-0	-----	*4-1-2-1	*3-0-0-0
4-18	Georgia	-----	*4-0-2-1	*4-0-0-0	*4-0-0-0	*4-2-2-0	-----	-----	-----	*4-0-0-0	*3-1-1-0	*4-1-2-1	-----	*4-0-1-2	*3-0-1-0
4-21	* NC State	-----	*5-2-4-5	*5-0-1-0	*4-1-3-2	*5-1-1-0	*4-1-1-0	1-0-0-0	-----	*4-1-0-0	0-0-0-0	*5-1-1-2	0-0-0-0	*3-2-1-0	*4-1-2-0
4-22	* NC State	-----	*3-0-1-1	*5-0-2-1	*4-0-1-0	*5-1-1-0	2-1-1-0	-----	-----	*5-1-1-4	*2-0-0-0	*3-3-2-0	-----	*3-2-1-2	*5-1-2-1
4-23	* NC State	-----	*4-1-1-0	*4-2-2-1	*4-0-2-1	*5-2-3-1	-----	*5-0-0-0	-----	*5-1-1-1	-----	*5-1-3-0	-----	*5-1-2-2	*3-0-1-0
4-25	Kennesaw State	-----	*3-1-1-1	*5-2-3-1	*4-2-3-3	*4-1-1-0	0-0-0-0	0-0-0-0	-----	*4-2-3-5	1-0-0-0	*4-2-2-0	*4-2-2-2	*2-2-1-0	*5-1-1-1
4-28	* Boston College ⁽¹⁾	-----	*5-1-2-1	*4-1-1-0	*4-1-1-0	*4-2-2-1	*2-0-0-0	-----	-----	*5-2-3-3	-----	*4-0-1-0	-----	*3-1-1-1	*4-1-1-3
4-28	* Boston College ⁽²⁾	-----	*2-0-0-0	*3-0-0-0	*3-0-0-0	*4-1-1-0	*3-0-0-0	-----	-----	*3-0-0-0	-----	*4-0-1-0	-----	*3-0-0-0	*3-0-0-0
4-29	* Boston College	-----	*4-1-3-2	*4-0-1-0	*3-1-0-0	*5-0-0-0	-----	-----	-----	*4-0-1-2	-----	*5-1-1-0	*2-0-1-0	*3-3-1-0	*3-0-0-1
5- 5	* Louisville	-----	*3-1-1-3	*4-0-1-0	*3-0-1-0	*5-1-4-0	*2-0-0-0	2-1-2-0	-----	*3-1-1-1	-----	*4-1-2-0	-----	*4-1-3-1	*4-0-0-0
5- 6	* Louisville	-----	*3-0-0-1	*4-1-3-0	*4-0-1-0	*5-1-2-0	-----	*2-1-1-0	-----	*2-0-0-1	-----	*4-1-1-0	-----	*1-0-1-1	*4-0-0-0
5- 7	* Louisville	-----	*4-1-1-1	*3-1-1-0	*3-0-0-0	*4-0-0-0	-----	*2-2-2-0	-----	*4-0-0-0	-----	*4-1-2-2	-----	*3-2-2-2	*4-0-1-0
5-10	Coastal Carolina	-----	*6-2-3-3	*4-1-0-0	*2-2-1-1	*3-0-1-1	-----	2-0-0-0	-----	*4-3-1-1	2-0-1-0	*4-1-0-0	*4-1-1-4	*4-2-2-0	*2-1-0-0
5-12	* Virginia Tech	-----	*5-3-3-3	*5-2-4-2	*3-2-2-2	*5-2-2-4	-----	*3-0-2-0	-----	*4-2-2-0	1-0-0-0	*6-0-1-0	0-0-0-0	*5-2-2-2	*4-2-2-1
5-13	* Virginia Tech	-----	*5-1-2-1	*2-2-1-2	*4-0-1-2	*5-2-2-0	-----	*5-0-0-0	-----	*5-2-1-1	-----	*4-1-2-0	-----	*4-1-3-1	*3-0-1-2
5-14	* Virginia Tech	-----	*4-2-3-2	*3-0-1-2	*5-0-1-1	*5-2-3-0	-----	*1-0-0-0	-----	*4-1-0-1	-----	*5-2-2-1	3-0-0-0	*5-1-2-0	*5-1-2-2
5-16	USC Upstate	-----	*2-2-2-5	*3-1-1-1	*4-1-1-3	*4-1-0-0	1-0-1-1	1-1-1-0	-----	*4-0-1-0	1-1-1-0	*3-2-2-0	*4-0-1-0	*2-3-2-1	*4-0-0-0
5-18	* North Carolina	-----	*5-2-4-3	*3-0-1-0	*5-0-2-0	*5-1-1-1	0-0-0-0	*4-1-1-0	-----	*5-2-2-2	0-0-0-0	*3-2-2-1	1-0-0-0	*5-3-3-0	*4-2-3-5
5-19	* North Carolina	-----	*4-0-1-2	*5-0-0-0	*4-1-3-0	*1-1-1-1	-----	*4-0-1-0	-----	*3-1-1-1	-----	*3-1-0-0	-----	*5-0-0-0	*5-1-2-1
5-20	* North Carolina	-----	*4-0-1-0	*3-0-2-1	*4-0-0-0	*4-0-3-0	-----	-----	-----	*4-1-1-2	-----	*3-1-1-0	*3-0-1-0	*4-0-0-0	*4-0-0-0
5-24	+ Virginia Tech	-----	*5-0-3-2	*5-2-3-2	*4-0-1-1	*4-1-1-1	0-0-0-0	1-1-1-0	-----	*4-3-2-4	0-0-0-0	*6-3-2-0	*5-1-0-0	*2-2-1-1	*4-1-0-0
5-26	+ Boston College	-----	*3-0-0-0	*1-1-0-0	*2-1-0-0	*4-1-1-0	-----	*3-0-2-2	-----	*4-1-1-2	-----	*4-0-0-0	-----	*4-0-0-0	*3-0-0-0
5-27	+ North Carolina	-----	*4-1-2-4	*4-1-1-0	*4-0-0-0	*5-1-2-2	-----	3-0-0-0	-----	*6-1-1-2	-----	*3-2-3-1	*3-1-0-0	*3-2-3-0	*4-1-2-1
5-28	+ Miami (Fla.)	-----	*5-1-1-1	*5-1-2-4	*5-1-1-0	*4-3-1-1	-----	*3-0-0-0	-----	*5-1-3-1	-----	*4-1-2-0	-----	*3-3-2-3	*3-0-1-0
6- 2	\$ Lipscomb	-----	*3-1-1-5	*4-0-2-3	*4-1-2-0	*4-1-1-0	-----	*3-0-1-0	-----	*2-3-2-3	0-0-0-0	*5-3-2-1	-----	*3-3-1-0	*5-0-0-0
6- 3	\$ Tennessee	-----	*3-0-1-0	*5-0-1-0	*6-1-2-0	*5-1-3-4	-----	1-0-0-0	-----	*7-0-2-1	1-0-0-0	*6-0-1-0	*5-1-1-0	*4-1-1-0	*6-1-1-0
6- 4	\$ Charlotte	-----	*3-0-1-0	*4-1-1-0	*3-0-0-0	-----	-----	1-0-0-0	-----	*4-1-1-1	0-0-0-0	*4-0-0-0	*3-0-0-0	*4-0-2-0	*4-0-1-0

* - ACC regular-season game; # - Greenville, S.C.; ^ - Columbia, S.C.; + - ACC Tournament at Durham, N.C.; \$ - NCAA Regional at Clemson, S.C.; ^U - due to inclement weather, game was completed on Feb. 25; • - start; Note: **Bold** denotes a Clemson home game.

CAREER INDIVIDUAL GAME-BY-GAME PITCHING STATS

#29 JOE ALLEN, RHP												
2023 • FR.												
Date	Opponent	IP	H	R	ER	BB	SO	Dec				
2-17	Binghamton	^1.0	0	0	0	0	0					
2-19	Binghamton	^1.0	0	0	0	0	1					
2-24	UCF ^U	1.2	1	0	0	1	3					
2-26	UCF	1.2	2	1	1	1	3					
3- 4	# South Carolina	0.2	2	3	3	0	1					
3- 7	East Tennessee State	3.0	4	1	1	4	3	W				
3-11	Georgia State ⁽¹⁾	^4.0	0	0	0	1	2	S				
3-14	College of Charleston	2.0	2	0	0	1	3					
3-18	* Duke ⁽²⁾	1.1	4	2	2	0	1					
3-22	Kennesaw State	^6.0	6	2	2	1	6					
3-31	* Wake Forest	^1.1	3	1	1	3	2					
4- 4	Coastal Carolina	0.0	2	1	1	0	0					
4-21	* NC State	^1.0	0	0	0	1	1					
4-25	Kennesaw State	0.2	0	0	0	0	0					
5-10	Coastal Carolina	1.0	0	0	0	1	2	W				
5-16	USC Upstate	^2.0	2	0	0	1	2	W				
5-24	+ Virginia Tech	^1.1	5	2	2	0	3					

#21 RYAN AMMONS, LHP												
2020 • FR.												
Date	Opponent	IP	H	R	ER	BB	SO	Dec				
2-29	& South Carolina	^0.1	0	0	0	0	0					
2021 • *FR.												
Date	Opponent	IP	H	R	ER	BB	SO	Dec				
2-21	Cincinnati	0.2	2	0	0	0	0					
3- 5	* Notre Dame	0.0	2	1	1	1	0					
3-20	* Virginia Tech	1.0	0	0	0	1	2					
4-10	* Virginia	^0.2	0	0	0	0	2					
4-13	College of Charleston	0.1	0	1	1	1	1					
4-16	* Miami (Fla.)	0.2	0	0	0	2	2					
5-14	* Florida State	^0.1	0	0	0	1	1					
5-21	* Duke	0.1	0	0	0	0	1					
2022 • *SO.												
Date	Opponent	IP	H	R	ER	BB	SO	Dec				
2-20	Indiana	0.0	1	1	1	1	0					
2-22	College of Charleston	^1.0	0	0	0	0	3	S				

2023 • *JR.												
Date	Opponent	IP	H	R	ER	BB	SO	Dec				
2-17	Binghamton	^5.0	3	1	1	0	9	W				
2-24	UCF ^U	^5.0	3	2	2	3	10					
4-18	Georgia	^1.1	0	0	0	0	1					
4-22	* NC State	^2.0	2	1	1	0	1	S				
4-28	* Boston College ⁽¹⁾	^1.0	0	0	0	0	0	S				
5- 5	* Louisville	^1.1	1	0	0	0	0	S				
5- 7	* Louisville	^0.1	0	0	0	0	0	S				
5-13	* Virginia Tech	0.0	3	3	3	0	0					
5-19	* North Carolina	^1.0	3	1	1	1	0	W				
5-26	+ Boston College	^0.1	0	0	0	0	1	S				
5-28	+ Miami (Fla.)	^2.0	1	0	0	3	4					
6- 2	\$ Lipscomb	0.2	0	0	0	0	0					
6- 3	\$ Tennessee	0.0	1	1	1	1	0					

#13 B.J. BAILEY, LHP												
2023 • JR.												
Date	Opponent	IP	H	R	ER	BB	SO	Dec				
2-21	Charlotte	0.2	1	0	0	0	1	W				
2-24	UCF ^U	0.0	0	0	0	1	0					
2-26	UCF	0.0	2	3	0	1	0	L				
3-30	* Wake Forest	^1.1	0	0	0	0	2					
4- 1	* Wake Forest	^0.1	0	0	0	0	0					
4- 4	Coastal Carolina	1.0	2	1	1	0	2					
4- 6	* Florida State	1.0	0	0	0	0	2					
4-11	Georgia	1.2	1	0	0	0	1					
4-14	* Notre Dame	0.2	2	1	1	1	1					
4-18	Georgia	1.0	2	1	1	0	1	L				
4-25	Kennesaw State	1.1	2	2	2	1	2					
5-14	* Virginia Tech	1.1	2	2	1	1	0					
5-16	USC Upstate	^1.0	1	0	0	0	2					
5-24	+ Virginia Tech	1.2	1	0	0	0	0	W				
5-27	+ North Carolina	^1.0	1	1	1	0	2					
6- 2	\$ Lipscomb	^1.0	1	0	0	0	2					
6- 3	\$ Tennessee	^0.2	0	0	0	1	2					

#30 BILLY BARLOW, RHP												
2022 • FR.												
Date	Opponent	IP	H	R	ER	BB	SO	Dec				
2-18	Indiana	1.0	0	0	0	0	1					
2-22	College of Charleston	^4.1	3	1	1	2	7					
3- 1	USC Upstate	^4.1	5	2	2	1	4					
3- 9	# Michigan State	^6.0	2	1	0	2	4					
3-12	Northeastern	1.0	0	0	0	0	1					
3-15	Georgia State	^2.0	4	3	3	1	2	L				
3-22	Coastal Carolina	^0.0	2	5	5	1	0	L				
3-29	Winthrop	^4.0	6	3	2	0	4					
4- 5	Georgia	^5.0	3	1	1	1	5	W				
4-12	# USC Upstate	^3.0	4	2	1	1	4					
4-19	Georgia	^4.0	5	4	4	3	3					
4-24	* Florida State	^3.2	4	3	1	2	5					
5- 1	* Louisville	^1.2	3	5	3	3	1					
5- 8	* Georgia Tech	^4.2	4	0	0	1	5					
5-15	* Virginia ⁽²⁾	^4.1	5	5	5	1	4	L				
5-21	* Boston College	^6.0	1	0	0	0	4	W				
5-26	+ Virginia Tech	^2.2	4	5	3	3	3	L				

2023 • SO.												
Date	Opponent	IP	H	R	ER	BB	SO	Dec				
2-26	UCF	^1.0	2	0	0	0	1					
3- 5	South Carolina	•2.0	3	2	2	0	2	L				
3-19	* Duke	0.1	1	1	1	0	0					
<hr/>												
#44 NICK CLAYTON, RHP												
<hr/>												
2020 • FR.												
Date	Opponent	IP	H	R	ER	BB	SO	Dec				
2-15	Liberty	^2.0	1	0	0	1	2	S				
2-19	Furman	1.0	0	0	0	1	1					
2-22	Stony Brook	^2.0	2	0	0	0	3	W				
2-25	East Tennessee State	0.2	1	0	0	0	0					
3- 4	College of Charleston	0.2	0	0	0	0	1					
3-11	Winthrop	2.1	0	1	0	2	1					
<hr/>												
2021 • *FR.												
Date	Opponent	IP	H	R	ER	BB	SO	Dec				
3- 2	East Tennessee State	2.1	2	2	2	0	5	W				
3- 5	* Notre Dame	1.1	2	1	1	1	2					
3- 9	USC Upstate	1.1	0	0	0	0	0					
3-16	Georgia State	2.1	0	0	0	0	5					
3-21	* Virginia Tech	3.0	1	0	0	0	3					
3-23	% Georgia Southern	^1.1	1	1	1	1	2	W				
3-26	* Boston College	0.2	1	0	0	1	1					
3-27	* Boston College ⁽¹⁾	^2.1	1	0	0	1	2	W				
4- 2	* NC State	^4.0	2	0	0	2	4	W				
4-10	* Virginia	1.2	4	2	2	0	0	L				
4-11	* Virginia	^2.0	1	0	0	0	1					
4-17	* Miami (Fla.)	1.0	1	0	0	0	1					
4-20	Georgia	1.0	2	3	3	1	1					
4-25	* Wake Forest ⁽¹⁾	^1.1	1	1	1	0	1	W				
5- 5	USC Upstate	4.0	2	0	0	0	2	W				
5- 9	* Georgia Tech	4.2	5	4	3	1	8	L				
5-16	* Florida State	•2.2	6	5	3	3	2					
5-20	* Duke	0.2	3	2	2	1	0					

CAREER INDIVIDUAL GAME-BY-GAME PITCHING STATS

5- 1	* Louisville	3.0	6	4	2	1	3	L
5- 8	* Georgia Tech	2.0	2	1	1	1	3	W
5-10	& College of Charleston	1.0	2	1	1	0	1	L
5-15	* Virginia ⁽²⁾	2.2	1	1	1	0	3	
5-17	Coastal Carolina	1.0	0	2	2	3	0	
5-24	+ North Carolina	1.0	2	1	1	0	0	

2023 • SO.

Date	Opponent	IP	H	R	ER	BB	SO	Dec
2-19	Binghamton	•4.0	4	0	0	2	3	W
2-26	UCF	•3.1	5	5	5	1	4	
3- 4	# South Carolina	•1.2	3	4	4	0	2	L
3- 8	Presbyterian	•2.2	3	3	2	1	5	
3-25	* Georgia Tech	1.1	5	3	3	1	0	
3-30	* Wake Forest	1.0	0	0	0	0	1	
4- 1	* Wake Forest	0.2	1	1	0	0	0	
4-11	Georgia	1.0	0	0	0	0	2	
4-14	* Notre Dame	0.1	0	1	1	1	0	
5-12	* Virginia Tech	•0.1	0	0	0	1	0	
5-16	USC Upstate	0.2	0	1	1	3	1	

#41 NATHAN DVORSKY, RHP

2023 • FR.

Date	Opponent	IP	H	R	ER	BB	SO	Dec
3- 8	Presbyterian	2.0	0	0	0	1	3	W
3-11	Georgia State ⁽²⁾	1.0	2	3	3	1	0	
3-28	& College of Charleston	0.0	2	2	1	1	0	

#15 REED GARRIS, RHP

2023 • SO.

Date	Opponent	IP	H	R	ER	BB	SO	Dec
2-19	Binghamton	1.0	0	0	0	0	1	
2-26	UCF	1.0	1	0	0	0	1	
2-28	# USC Upstate	1.0	2	1	1	0	2	
3- 4	# South Carolina	0.2	0	0	0	0	0	
3- 5	South Carolina	1.0	1	1	1	1	3	
3- 8	Presbyterian	2.1	1	0	0	0	5	
3-11	Georgia State ⁽¹⁾	1.2	0	0	0	0	3	W
3-14	College of Charleston	0.2	2	1	1	0	0	
3-18	* Duke ⁽¹⁾	•2.0	1	0	0	0	1	
3-22	Kennesaw State	2.0	2	0	0	0	3	W
3-24	* Georgia Tech	0.1	0	1	1	1	0	
3-31	* Wake Forest	1.0	1	1	1	2	1	
4-11	Georgia	1.0	1	0	0	0	1	
4-14	* Notre Dame	1.0	2	1	0	1	1	
4-18	Georgia	0.2	0	0	0	1	1	
4-22	* NC State	1.1	1	0	0	0	4	W
4-25	Kennesaw State	•1.0	0	0	0	0	2	
4-29	* Boston College	•1.0	2	1	1	0	2	
5- 5	* Louisville	1.2	0	0	0	2	1	W
5- 7	* Louisville	0.2	0	0	0	0	0	
5-12	* Virginia Tech	1.1	1	0	0	2	2	
5-14	* Virginia Tech	1.1	0	0	0	0	1	
5-19	* North Carolina	1.1	0	0	0	1	0	
5-26	+ Boston College	1.0	1	1	1	1	1	
6- 2	\$ Lipscomb	1.0	0	0	0	1	2	
6- 3	\$ Tennessee	0.1	0	0	0	0	1	
6- 4	\$ Charlotte	0.1	0	0	0	0	0	

#56 AUSTIN GORDON, RHP

2022 • FR.

Date	Opponent	IP	H	R	ER	BB	SO	Dec
2-19	Indiana	•1.0	0	0	0	1	2	
3-18	* Miami (Fla.)	1.0	2	1	0	0	0	
3-22	Coastal Carolina	•3.0	1	1	0	3	2	
3-25	* Pittsburgh ⁽¹⁾	•2.0	1	0	0	0	0	
4- 1	* NC State	•1.1	3	2	2	0	2	
4- 9	* Notre Dame	•0.1	0	0	0	0	1	
4-12	# USC Upstate	1.0	1	0	0	0	0	
4-23	* Florida State	•0.1	0	0	0	0	0	
4-24	* Florida State	1.0	1	0	0	1	2	
4-27	Wofford	1.0	0	0	0	0	0	
4-30	* Louisville	•3.0	3	2	2	0	3	
5- 7	* Georgia Tech	3.0	3	4	3	1	3	W
5-10	& College of Charleston	1.2	3	2	2	1	1	
5-15	* Virginia ⁽¹⁾	•3.0	1	0	0	0	4	S
5-20	* Boston College	•3.1	0	0	0	0	7	S
5-24	+ North Carolina	0.2	2	1	1	0	1	
5-26	+ Virginia Tech	1.1	4	6	6	2	3	

2023 • SO.

Date	Opponent	IP	H	R	ER	BB	SO	Dec
2-18	Binghamton	•5.2	5	1	1	0	2	

AUSTIN GORDON WAS THE FRIDAY STARTING PITCHER DURING MOST OF THE 2023 SEASON.



2-25	UCF	•4.2	7	6	6	1	8	
3- 3	South Carolina	•4.2	3	0	0	0	2	
3-10	Georgia State	•3.2	7	6	6	1	2	
3-18	* Duke ⁽¹⁾	•6.0	4	3	3	0	6	L
3-24	* Georgia Tech	•6.0	5	1	1	4	7	
3-30	* Wake Forest	•5.0	6	5	5	2	6	L
4- 6	* Florida State	•6.0	7	5	4	2	7	L
4-15	* Notre Dame	•6.1	4	1	0	0	4	W
4-22	* NC State	•3.0	4	3	3	2	3	
4-28	* Boston College ⁽²⁾	•6.2	3	3	3	2	6	L
5- 6	* Louisville	•6.0	1	0	0	1	5	
5-13	* Virginia Tech	•5.0	8	4	4	1	4	
5-19	* North Carolina	•5.0	5	3	3	2	5	
5-26	+ Boston College	•6.0	2	0	0	3	3	W
6- 2	\$ Lipscomb	•4.1	6	4	4	1	6	

#31 CADEN GRICE, LHP/1B

2021 • FR.

Date	Opponent	IP	H	R	ER	BB	SO	Dec
2-21	Cincinnati	•2.0	3	2	2	3	2	
3- 9	USC Upstate	•1.0	6	5	5	0	1	L
4-20	Georgia	1.0	0	0	0	0	1	
4-30	* Louisville	1.0	0	1	1	2	2	
5-22	* Duke	•5.0	1	0	0	1	8	

2022 • SO.

Date	Opponent	IP	H	R	ER	BB	SO	Dec
2-20	Indiana	•1.0	1	0	0	2	1	W
3- 9	# Michigan State	0.0	1	1	1	1	0	
3-18	* Miami (Fla.)	•1.0	0	0	0	0	2	
3-29	Winthrop	•1.0	0	0	0	2	2	
4-12	* USC Upstate	•1.0	1	0	0	0	0	
4-20	East Tennessee State	1.2	0	0	0	1	2	W
4-24	* Florida State	0.1	1	2	1	1	0	

2023 • JR.

Date	Opponent	IP	H	R	ER	BB	SO	Dec
3- 7	East Tennessee State	•2.0	1	0	0	3	2	
3-11	Georgia State ⁽²⁾	•3.0	2	0	0	0	7	
3-19	* Duke	•4.0	3	4	4	3	6	
3-26	* Georgia Tech	•5.0	3	1	1	4	6	W
4- 1	* Wake Forest	•5.0	2	3	3	5	8	L
4- 8	* Florida State	•6.1	5	2	2	2	5	W
4-16	* Notre Dame	•4.1	5	3	2	2	6	
4-23	* NC State	•6.0	5	5	4	2	8	W
4-29	* Boston College	•8.0	2	2	1	2	9	W
5- 7	* Louisville	•6.1	7	3	2	2	11	W

5-14	* Virginia Tech	•5.0	5	4	3	4	5	W
5-20	* North Carolina	•7.1	4	1	0	2	9	W
5-27	+ North Carolina	•7.0	4	3	3	1	9	W
6- 3	\$ Tennessee	•8.2	6	4	4	1	10	

#37 NICK HOFFMANN, RHP

2020 • FR.

Date	Opponent	IP	H	R	ER	BB	SO	Dec
2-19	Furman	3.0	2	0	0	0	3	W
2-22	Stony Brook	0.2	0	0	0	0	0	
2-25	East Tennessee State	2.1	3	1	1	0	3	L
3- 4	College of Charleston	0.2	2	1	1	0	1	
3- 7	* Boston College	•2.1	2	0	0	0	2	
3-10	Presbyterian	1.0	1	0	0	0	2	
3-11	Winthrop	•1.0	0	0	0	0	0	W

2021 • *FR.

Date	Opponent	IP	H	R	ER	BB	SO	Dec
2-21	Cincinnati	•2.1	0	0	0	0	0	W
3- 7	* Notre Dame	0.1	2	1	1	0	1	
3-12	* North Carolina	•3.0	4	2	2	0	2	
3-16	Georgia State	2.0	1	0	0	0	2	W
3-27	* Boston College ⁽²⁾	••9.0	6	2	2	0	7	W
4- 2	* NC State	•5.0	12	6	6	1	4	
4-11	* Virginia	•4.1	7	3	3	0	5	
4-18	* Miami (Fla.)	•5.0	3	2	2	1	1	
4-23	* Wake Forest	•1.2	1	0	0	0	3	S
4-25	* Wake Forest ⁽²⁾	•3.1	0	0	0	0	0	W
5- 1	* Louisville	•1.0	1	0	0	0	0	S
5- 2	* Louisville	•1.0	1	0	0	0	1	
5- 5	USC Upstate	•2.0	1	0	0	0	4	S
5- 8	* Georgia Tech	1.2	3	1	1	0	4	
5-11	South Carolina	•1.2	1	0	0	0	1	S
5-16	* Florida State	4.1	4	2	2	3	3	L
5-26	+ Georgia Tech	1.2	2	2	2	0	2	

2022 • *SO.

Date	Opponent	IP	H	R	ER	BB	SO	Dec
2-20	Indiana	•3.0	4	2	2	3	2	
2-26	Hartford ⁽²⁾	•5.0	3	2	2	1	6	W
3- 5	& South Carolina	•5.0	5	1	0	0	1	W
3-12	Northeastern	•7.0	7	4	4	1	4	W
3-19	* Miami (Fla.)	•5.2	8	2	2	0	6	L
3-25	* Pittsburgh ⁽²⁾	•2.2	9	6	6	1	2	L
4- 2	* NC State	•4.0	6	3	3	1	2	L
4- 9	* Notre Dame	•2.2	4	3	3	1	2	L
4-12	# USC Upstate	1.0	0	0	0	0	1	

CAREER INDIVIDUAL GAME-BY-GAME PITCHING STATS

4-16	* Wake Forest	6.1	7	2	2	1	3	
4-20	East Tennessee State	1.0	1	1	1	0	1	
4-23	* Florida State	2.1	4	1	1	0	4	L
4-27	Wofford	1.0	2	1	1	1	2	
4-29	* Louisville	0.1	1	0	0	0	1	
5- 1	* Louisville	1.1	3	3	3	0	0	
5- 7	* Georgia Tech	1.1	4	3	3	2	0	
5-13	* Virginia [†]	^0.2	0	0	0	0	0	
5-17	Coastal Carolina	•1.2	3	4	4	0	0	L

2023 • *JR.

Date	Opponent	IP	H	R	ER	BB	SO	Dec
2-17	Binghamton	2.1	5	2	2	1	0	
2-25	UCF	1.1	1	0	0	1	1	
2-28	# USC Upstate	0.0	3	4	4	2	0	L
3-10	Georgia State	^1.2	1	0	0	0	3	W
3-14	College of Charleston	1.0	0	0	0	0	0	W
3-18	* Duke ⁽²⁾	^4.2	4	2	2	0	2	S
3-25	* Georgia Tech	1.0	4	3	3	1	0	
3-28	& College of Charleston	1.0	0	0	0	1	2	
4- 1	* Wake Forest	1.1	0	0	0	0	0	
4- 4	Coastal Carolina	2.0	3	2	2	1	1	W
4- 7	* Florida State	^2.0	3	1	1	1	1	
4-14	* Notre Dame	2.0	4	2	2	0	4	
4-18	Georgia	1.1	3	2	2	0	0	
5-10	Coastal Carolina	0.2	0	0	0	1	0	
5-16	USC Upstate	2.0	1	1	1	0	1	
5-18	* North Carolina	0.2	4	2	0	0	1	
5-24	+ Virginia Tech	^1.0	0	0	0	0	2	

#48 ROB HUGHES, RHP

2021 • *SO.

Date	Opponent	IP	H	R	ER	BB	SO	Dec
2-28	South Carolina	1.0	3	2	1	0	0	
3- 2	East Tennessee State	0.2	0	0	0	0	1	
3- 7	* Notre Dame	^0.2	0	0	0	1	0	

3-23	% Georgia Southern	1.2	1	1	0	1	2	
3-26	* Boston College	3.2	2	2	1	2	6	
3-30	Georgia	^2.2	1	0	0	0	4	
4- 3	* NC State	1.0	1	0	0	0	0	
4- 4	* NC State	3.1	5	2	2	0	0	
4-10	* Virginia	0.2	1	2	2	1	1	
4-13	College of Charleston	1.0	1	1	1	0	1	
4-17	* Miami (Fla.)	^1.0	0	0	0	1	3	
4-20	Georgia	•2.1	2	2	2	2	2	
4-25	* Wake Forest ⁽¹⁾	1.0	0	0	0	1	1	
5- 1	* Louisville	0.0	0	0	0	1	0	
5- 2	* Louisville	1.1	1	1	1	0	0	W
5-11	South Carolina	1.1	2	1	1	0	2	
5-14	* Florida State	0.0	0	0	0	2	0	

2023 • **JR.

Date	Opponent	IP	H	R	ER	BB	SO	Dec
3-19	* Duke	^0.2	1	0	0	0	2	
4-14	* Notre Dame	2.0	0	0	0	0	2	
4-18	Georgia	2.0	1	0	0	1	4	
4-23	* NC State	1.0	1	0	0	0	0	
4-28	* Boston College ⁽²⁾	^1.1	0	0	0	1	1	
5- 6	* Louisville	^1.0	0	0	0	0	1	S
5-10	Coastal Carolina	2.2	2	1	1	0	3	
5-13	* Virginia Tech	0.1	2	1	1	0	1	
5-20	* North Carolina	^1.2	1	0	0	0	2	S
5-26	+ Boston College	0.2	0	0	0	1	1	
6- 3	\$ Tennessee	1.1	1	0	0	0	3	
6- 4	\$ Charlotte	2.2	3	2	1	0	1	L

#25 JACKSON LINDLEY, RHP

2019 • FR.

Date	Opponent	IP	H	R	ER	BB	SO	Dec
2-24	VMI	^1.0	1	2	0	1	2	
2-26	East Tennessee State	1.0	0	0	0	0	1	
3- 5	# Furman	•4.2	5	1	1	3	3	

3-13	Coastal Carolina	•2.0	4	4	4	1	0	
3-16	* Notre Dame	0.2	2	1	1	1	0	
3-20	& College of Charleston	•3.0	3	1	1	1	1	
4-24	Tennessee Tech	•5.2	4	2	2	0	5	W
5- 4	Gardner-Webb	1.1	2	0	0	1	0	
5- 8	The Citadel	•6.0	2	1	0	0	2	W
5-14	Coastal Carolina	•4.0	6	3	3	1	2	

2020 • SO.

Date	Opponent	IP	H	R	ER	BB	SO	Dec
2-25	East Tennessee State	0.2	2	1	1	0	0	
3- 4	College of Charleston	^2.0	2	0	0	0	1	
3-10	Presbyterian	•5.0	3	0	0	0	5	W

2021 • *SO.

Date	Opponent	IP	H	R	ER	BB	SO	Dec
3- 9	USC Upstate	^0.1	0	0	0	0	1	
3-20	* Virginia Tech	1.1	5	5	2	1	1	
3-26	* Boston College	•1.2	10	8	8	2	1	
4-13	College of Charleston	^0.2	1	2	2	0	0	
5-21	* Duke	•0.1	0	0	0	1	0	

2022 • *JR.

Date	Opponent	IP	H	R	ER	BB	SO	Dec
2-20	Indiana	2.2	1	1	1	2	2	
2-22	College of Charleston	1.0	1	0	0	1	1	W
2-26	Hartford ⁽²⁾	1.0	1	0	0	0	2	
3- 1	USC Upstate	1.0	1	0	0	0	1	
3- 4	South Carolina	0.2	1	0	0	0	1	
3- 6	South Carolina	1.2	2	0	0	0	1	W
3- 9	# Michigan State	0.1	0	0	0	0	0	W
3-11	Northeastern	1.0	0	2	0	1	1	
3-13	Northeastern	2.1	0	0	0	0	2	
3-15	Georgia State	2.0	2	1	1	0	2	
3-19	* Miami (Fla.)	0.1	0	0	0	0	1	
3-20	* Miami (Fla.)	1.1	1	0	0	0	0	W
3-22	Coastal Carolina	0.2	4	5	5	2	0	
3-29	Winthrop	0.1	0	0	0	0	1	
4- 1	* NC State	1.0	1	1	1	1	1	
4- 3	* NC State	^2.0	3	1	1	1	2	
4-10	* Notre Dame	0.1	3	1	0	0	1	
4-16	* Wake Forest	0.1	0	0	0	0	0	
4-17	* Wake Forest	^2.1	0	0	0	0	3	S
4-19	Georgia	2.0	1	0	0	0	2	W
4-22	* Florida State	1.1	2	1	0	0	1	W
4-24	* Florida State	1.0	0	0	0	0	0	
4-27	Wofford	^1.0	1	0	0	0	1	
4-30	* Louisville	3.2	2	2	2	2	5	
5- 8	* Georgia Tech	1.1	0	1	1	1	2	
5-10	& College of Charleston	1.0	2	1	1	1	0	
5-13	* Virginia [†]	3.1	6	3	3	1	3	
5-17	Coastal Carolina	0.0	1	2	2	0	0	
5-21	* Boston College	1.2	1	0	0	1	2	
5-24	+ North Carolina	1.0	0	0	0	0	2	
5-26	+ Virginia Tech	0.1	0	1	1	3	0	

2023 • *SR.

Date	Opponent	IP	H	R	ER	BB	SO	Dec
2-18	Binghamton	1.1	1	0	0	1	0	
2-21	Charlotte	^1.0	0	0	0	0	1	
2-24	UCF [†]	0.2	1	2	0	0	2	L
2-28	# USC Upstate	^1.0	1	0	0	0	2	
3- 3	South Carolina	2.1	2	1	1	1	3	W
3- 5	South Carolina	^1.0	3	1	1	0	2	
3- 7	East Tennessee State	•4.0	1	0	0	1	5	S
3-11	Georgia State ⁽²⁾	^2.0	4	2	2	0	3	
3-14	College of Charleston	^1.0	2	0	0	0	1	S
3-19	* Duke	2.0	1	2	1	2	2	
3-22	Kennesaw State	^1.0	1	0	0	0	1	
3-24	* Georgia Tech	^3.0	5	2	1	2	1	L
3-31	* Wake Forest	1.1	1	1	1	1	0	L
4-25	Kennesaw State	•1.1	3	3	3	1	2	
5-10	Coastal Carolina	^1.0	0	0	0	0	1	
5-12	* Virginia Tech	2.1	2	0	0	0	1	W
5-16	USC Upstate	1.1	0	0	0	1	1	
5-24	+ Virginia Tech	1.0	1	0	0	0	0	
5-28	+ Miami (Fla.)	2.0	1	0	0	1	2	W
6- 3	\$ Tennessee	0.1	1	0	0	1	2	
6- 4	\$ Charlotte	2.0	0	0	0	2	3	

#36 TY OLENCHUK, RHP/OF


2021 • FR.

Date	Opponent	IP	H	R	ER	BB	SO	Dec
2-20	Cincinnati	•4.2	2	0	0	0	3	W
2-28	South Carolina	•4.1	4	2	2	0	6	
3- 6	* Notre Dame	•4.0	3	2	2	2	3	L
3-13	* North Carolina	•3.0	7	5	5	1	1	L



IN HIS LAST SEVEN APPEARANCES OF 2023, JACKSON LINDLEY TOSSED 10.0 SCORELESS INNINGS OF FIVE-HIT BALL, INCLUDING 2.0 SCORELESS INNINGS TO EARN THE WIN IN CLEMSON'S ACC CHAMPIONSHIP VICTORY OVER MIAMI (FLA.) ON MAY 28.

CAREER INDIVIDUAL GAME-BY-GAME PITCHING STATS



IN HIS LAST 15 APPEARANCES OF THE 2023 SEASON, TRISTAN SMITH ALLOWED JUST NINE HITS AND TWO RUNS WITH 19 STRIKEOUTS IN 16.0 INNINGS PITCHED.

3-20	* Virginia Tech	•1.2	3	2	2	1	0	L
4-13	College of Charleston	•4.0	5	4	4	2	2	L
5-21	* Duke	1.0	0	0	0	0	2	
5-26	+ Georgia Tech	^0.1	0	0	0	0	1	

2022 • SO.

Date	Opponent	IP	H	R	ER	BB	SO	Dec
2-18	Indiana	2.0	3	0	0	1	0	
2-20	Indiana	1.0	0	0	0	0	1	
2-26	Hartford ⁽¹⁾	3.0	2	0	0	0	3	W
3- 5	& South Carolina	2.0	1	1	1	1	2	
3- 9	# Michigan State	0.1	1	0	0	0	1	
3-15	* Georgia State	^1.0	0	0	0	0	3	
3-19	* Miami (Fla.)	^1.0	0	0	0	0	1	
3-20	* Miami (Fla.)	1.0	0	0	0	0	1	
3-23	Winthrop	1.0	0	0	0	0	1	
3-25	* Pittsburgh ⁽¹⁾	2.1	4	4	2	1	2	
3-29	Winthrop	2.0	1	0	0	1	4	W
4- 2	* NC State	^1.0	1	0	0	1	1	
4- 3	* NC State	1.0	1	0	0	0	1	
4- 9	* Notre Dame	3.1	6	4	4	2	0	
4-16	* Wake Forest	^0.1	1	1	1	0	1	
4-17	* Wake Forest	1.0	5	4	4	0	0	
4-23	* Florida State	0.2	0	0	0	0	0	
4-27	Wofford	2.0	2	0	0	0	2	
5- 1	* Louisville	0.1	1	0	0	0	0	
5- 6	* Georgia Tech	^2.0	1	0	0	0	1	
5-17	Coastal Carolina	0.1	4	4	2	1	1	
5-19	* Boston College	1.0	0	0	0	1	0	
5-24	+ North Carolina	1.0	0	0	0	0	2	

2023 • JR.

Date	Opponent	IP	H	R	ER	BB	SO	Dec
2-21	Charlotte	1.0	2	0	0	1	0	
2-26	UCF	2.0	3	4	2	1	3	
3- 5	South Carolina	2.0	2	3	2	0	0	
3-10	Georgia State	2.0	1	2	0	1	2	
3-19	* Duke	0.0	2	2	2	0	0	
3-25	* Georgia Tech	^2.0	2	0	0	2	1	
3-28	& College of Charleston	^1.0	1	0	0	0	0	
4- 6	* Florida State	^1.0	1	0	0	0	0	
4-11	Georgia	^1.0	0	0	0	0	1	
4-14	* Notre Dame	^1.0	0	0	0	0	2	
4-18	Georgia	1.2	1	0	0	1	4	
4-25	Kennesaw State	2.2	3	0	0	0	1	W
5-10	Coastal Carolina	0.2	1	1	1	1	1	
5-12	* Virginia Tech	1.0	0	0	0	1	1	
5-14	* Virginia Tech	0.1	2	0	0	0	0	

5-24	+ Virginia Tech	1.1	6	3	2	0	0	
6- 4	\$ Charlotte	•2.0	0	1	1	2	2	

#51 ROCCO REID, RHP

2022 • FR.

Date	Opponent	IP	H	R	ER	BB	SO	Dec
2-19	Indiana	1.0	0	0	0	0	1	
2-26	Hartford ⁽¹⁾	^2.0	3	1	1	0	1	
3- 5	& South Carolina	^1.0	1	0	0	0	0	
3-11	* Northeastern	^1.0	1	2	2	1	0	
3-18	* Miami (Fla.)	1.0	1	0	0	0	1	
3-20	* Miami (Fla.)	1.0	2	3	3	1	1	
3-23	Winthrop	1.0	0	0	0	0	0	
3-25	* Pittsburgh ⁽²⁾	1.0	1	0	0	1	2	
4-12	# USC Upstate	1.0	0	0	0	0	2	
5- 8	* Georgia Tech	^1.0	2	0	0	1	0	
5-17	Coastal Carolina	1.0	1	1	1	2	0	
5-19	* Boston College	^1.0	1	0	0	0	2	

2023 • SO.

Date	Opponent	IP	H	R	ER	BB	SO	Dec
2-18	Binghamton	0.0	0	0	0	1	0	
2-19	Binghamton	1.0	3	1	1	0	1	
2-25	UCF	0.0	1	2	2	2	0	
2-28	# USC Upstate	2.0	2	0	0	0	2	
3- 4	* South Carolina	0.1	2	4	1	1	1	
3-10	Georgia State	1.1	0	0	0	1	2	
3-19	* Duke	0.0	1	2	2	1	0	L
3-25	* Georgia Tech	2.1	4	4	4	2	2	
4- 1	* Wake Forest	1.2	3	2	2	1	2	
4-11	Georgia	•2.2	3	1	1	2	3	
4-18	Georgia	•1.0	1	2	2	2	1	
5-12	* Virginia Tech	0.2	1	0	0	0	0	
5-16	USC Upstate	1.0	2	0	0	0	2	
5-18	* North Carolina	^0.1	0	0	0	0	1	
5-24	+ Virginia Tech	1.2	0	0	0	1	4	
6- 4	\$ Charlotte	0.2	1	0	0	0	1	

#18 TRISTAN SMITH, LHP

2023 • FR.

Date	Opponent	IP	H	R	ER	BB	SO	Dec
2-18	Binghamton	^0.2	1	0	0	0	2	S
2-24	UCF ^U	^0.2	1	0	0	0	1	
2-28	# USC Upstate	•1.0	0	0	0	0	1	

3- 4	# South Carolina	•4.2	2	0	0	3	5	
3-11	Georgia State ⁽¹⁾	•3.1	2	2	2	4	3	
3-18	* Duke ⁽²⁾	•1.1	2	3	3	4	4	
3-25	* Georgia Tech	•1.1	4	6	6	3	2	L
3-28	& College of Charleston	1.0	0	0	0	0	2	
3-30	* Wake Forest	1.2	3	3	3	1	4	
4- 7	* Florida State	2.0	0	0	0	1	2	
4-11	Georgia	1.1	0	0	0	0	3	
4-15	* Notre Dame	1.0	1	0	0	0	1	
4-16	* Notre Dame	1.2	1	0	0	0	2	
4-21	* NC State	1.0	1	1	1	1	1	
4-23	* NC State	^1.0	1	0	0	1	1	S
4-28	* Boston College ⁽¹⁾	0.0	2	0	0	0	0	
5- 6	* Louisville	0.2	0	0	0	0	1	0
5-10	Coastal Carolina	•2.0	1	1	1	1	3	
5-13	* Virginia Tech	^0.2	1	0	0	1	0	S
5-14	* Virginia Tech	^0.1	0	0	0	0	1	S
5-19	* North Carolina	1.2	1	0	0	2	4	
5-27	+ North Carolina	1.0	0	0	0	0	0	
5-28	+ Miami (Fla.)	0.1	0	0	0	3	1	
6- 3	\$ Tennessee	1.1	0	0	0	0	0	

#26 CASEY TALLENT, RHP

2022 • FR.

Date	Opponent	IP	H	R	ER	BB	SO	Dec
2-19	Indiana	2.1	0	0	0	1	1	
2-25	Hartford	1.0	1	0	0	2	2	
3-11	* Northeastern	1.1	1	0	0	0	0	
3-15	Georgia State	1.1	0	0	0	0	2	
3-18	* Miami (Fla.)	1.0	2	2	2	2	1	
3-22	Coastal Carolina	3.0	3	2	2	0	5	
4- 1	* NC State	1.0	0	0	0	0	1	
4- 9	* Notre Dame	1.0	0	0	0	0	2	
4-12	# USC Upstate	2.0	0	0	0	0	3	W
4-17	* Wake Forest	2.2	5	1	1	1	1	
4-20	East Tennessee State	•2.1	3	1	0	1	2	
4-26	Presbyterian	1.1	2	1	1	1	1	
4-29	* Louisville	2.0	1	0	0	1	0	
5- 1	* Louisville	0.2	1	2	1	1	1	
5-17	Coastal Carolina	0.1	2	3	3	2	0	

2023 • SO.

Date	Opponent	IP	H	R	ER	BB	SO	Dec
2-19	Binghamton	1.0	2	0	0	0	0	
2-21	Charlotte	•3.0	2	2	2	2	4	
2-25	UCF	^1.2	0	0	0	1	1	
3- 3	South Carolina	^2.0	2	1	0	1	1	
3- 5	South Carolina	2.0	1	0	0	1	4	
3- 8	Presbyterian	^2.0	3	0	0	0	2	S
3-18	* Duke ⁽²⁾	1.2	2	2	1	0	1	W
4-16	* Notre Dame	0.0	1	1	1	1	0	
4-21	* NC State	1.0	0	0	0	0	1	
4-23	* NC State	1.0	1	0	0	0	0	
5- 7	* Louisville	1.2	2	0	0	0	2	
5-10	Coastal Carolina	0.2	0	0	0	0	1	
5-12	* Virginia Tech	1.2	2	1	1	1	1	
5-14	* Virginia Tech	0.2	1	0	0	1	0	
5-18	* North Carolina	0.2	2	2	2	0	1	
6- 3	\$ Tennessee	0.1	1	1	1	2	0	L

#20 WILLIE WEISS, RHP

2023 • ^*SR.

Date	Opponent	IP	H	R	ER	BB	SO	Dec
2-18	Binghamton	1.1	2	1	1	2	3	W
3-11	Georgia State ⁽²⁾	1.0	1	0	0	1	1	
3-14	College of Charleston	0.1	0	0	0	0	0	
3-19	* Duke	1.0	0	0	0	0	1	1
3-26	* Georgia Tech	^1.0	3	3	3	1	2	
3-28	& College of Charleston	1.0	0	0	0	0	2	
3-31	* Wake Forest	^0.2	0	0	0	0	1	1
4- 4	Coastal Carolina	^1.0	1	0	0	0	1	
4-11	Georgia	0.1	0	0	0	0	1	W
4-16	* Notre Dame	0.0	0	0	0	0	0	
5-10	Coastal Carolina	0.1	3	3	3	2	0	
5-24	+ Virginia Tech	1.0	0	0	0	1	1	
6- 3	\$ Tennessee	0.0	1	0	0	0	0	
6- 4	\$ Charlotte	0.0	0	0	0	0	1	

* - ACC regular-season game; + - ACC Tournament; \$ - NCAA Regional; # - Greenville, S.C. (Fluor Field); % - North Augusta, S.C.; & - Columbia, S.C. (Segra Park); ^ - due to inclement weather, game was completed on May 14; ^ - due to inclement weather, game was completed on Feb. 25; • - start; ^ - finished game; Note: Bold denotes a Clemson home game.

2023 SEASON REVIEW

Whenever Clemson has a first-year head coach, the Tigers win an ACC title. That tradition continued in 2023, when first-year Head Coach Erik Bakich directed Clemson to its 16th ACC championship, becoming the fifth Tiger head coach in a row to capture an ACC title either in the first ACC season (1954) or his first year as head coach of the Clemson program.

It did not look like the Tigers were headed to an ACC title in the first half of 2023, as they were in last place in the overall conference standings in early April at 2-8. But Clemson turned its season around and was one of the nation's hottest teams in the second half of 2023.

Clemson finished with a 44-19 overall record, its best mark since 2018, and its first ACC title since 2016. The 44 wins tied for 11th most in the nation as well. The Tigers, who had 24 come-from-behind wins, finished ranked as high as No. 15 in the nation by Baseball America. The Tigers won 18 of their last 20 ACC regular-season games to finish with a 20-10 league mark, the ACC's second-best record. Including its 4-0 record in the ACC Tourney, the Tigers had a 24-10 mark against ACC teams, as they won 20 of their last 21 games and each of their last 14 games versus ACC foes.

Clemson won 17 games in a row from the last game of April to the first game of June. It tied for the fourth-longest winning streak in school history and was the longest since winning 17 games in a row in late 2006.

Despite the two losses in the Clemson Regional, the Tigers still won 22 of their last 25 games on the season and had a 15-0 record in May, its first undefeated month (excluding February) since May 1976.

The team's success was even more notable due to the fact that it played one of the nation's toughest schedules, which included 56 of its 63 games against

teams with a .500 or better overall record. The Tigers, who had a strength of schedule of No. 9, had an ACC-high 4,509 fans per home date (35).

Clemson's success came from its strong play in all facets of the game. Its .306 batting average and .400 on-base percentage were its best marks since 2011. The Tigers also had 103 steals, their most since 2013.

Despite a rash of injuries to the pitching staff during the first half of the season, Clemson had a solid 4.30 ERA and .249 opponents' batting average. The Tigers set a school record with a .977 fielding percentage.

Clemson finished the season 19th in the nation in ERA and 22nd in batting average. The Tigers joined Virginia and Oral Roberts as the only teams to finish in the top 25 in the nation in those two categories in 2023.

Caden Grice became Clemson's first winner of the John Olerud Two-Way Player-of-the-Year Award. He also earned first-team All-America honors.

Billy Amick burst onto the scene during midseason to become a first-team All-American and First-Team All-ACC selection. Cam Cannarella also had a breakout year, as he was named ACC Freshman-of-the-Year. The first-team freshman All-American and First-Team All-ACC pick led the ACC with a .408 batting average in ACC regular-season games.

Cooper Ingle, a Third-Team All-ACC pick, and Will Taylor were also key cogs. Benjamin Blackwell added

an ACC-high 27 steals and Riley Bertram solidified the infield at second base with strong leadership and one of the team's hottest bats down the stretch.

Austin Gordon made a start on the mound in all 16 weekends in a team-high 84.0 innings pitched. Nick Clayton, Reed Garriss and Ryan Ammons all contributed out of the bullpen. Clayton's eight wins were the most without a loss by a Tiger since 2006.

The Bakich era began with a three-game home sweep of Binghamton by a combined score of 33-6. In the opener, Clemson had an ACC-season-high 11 steals and Blake Wright went 4-for-4 with two homers and three steals. After a 9-5 home win over Charlotte to improve Clemson to 4-0, its struggles began, as it had a 13-14 record in its next 27 games. Those struggles started with three late home losses to UCF and a loss against USC Upstate in Greenville.

No. 23 South Carolina defeated the Tigers twice in three games. Cannarella's first accolade of the season came in the form of the Bob Bradley Award as Clemson's MVP of the rivalry series.

The Tigers answered by winning their next six games. After home midweek wins over East Tennessee State and Presbyterian, Amick came off the bench in the opener against Georgia State and hit a two-out grand slam to lift Clemson to a 9-8 win. It was the third walkoff grand slam in Tiger history and Amick's first ca-

2023 STARTS BY POSITION

PITCHER

#	Player	GS
56	Austin Gordon	16
31	Caden Grice	14
39	Ethan Darden	12
18	Tristan Smith	6
29	Joe Allen	4
35	Jay Dill	3
21	Ryan Ammons	2
51	Rocco Reid	2
30	Billy Barlow	1
25	Jackson Lindley	1
36	Ty Olenchuk	1
26	Casey Tallent	1

CATCHER

#	Player	GS
12	Cooper Ingle	37
9	Jacob Jarrell	26

FIRST BASE

#	Player	GS
31	Caden Grice	43
17	Billy Amick	15
11	Chad Fahey	5

SECOND BASE

#	Player	GS
6	Riley Bertram	63

SHORTSTOP

#	Player	GS
4	Benjamin Blackwell	63

THIRD BASE

#	Player	GS
8	Blake Wright	60
24	Mac Starbuck	3

LEFT FIELD

#	Player	GS
16	Will Taylor	54
22	Nathan Hall	4
3	Jack Crighton	3
5	Gavin Abrams	1
1	Tyler Corbitt	1

CENTER FIELD

#	Player	GS
10	Cam Cannarella	59
31	Caden Grice	1
22	Nathan Hall	1
55	Lleyton Lackey	1
16	Will Taylor	1

RIGHT FIELD

#	Player	GS
12	Cooper Ingle	14
11	Chad Fahey	13
3	Jack Crighton	12
22	Nathan Hall	11
5	Gavin Abrams	5
1	Tyler Corbitt	5
27	Tristan Bissetta	2
55	Lleyton Lackey	1

DESIGNATED HITTER

#	Player	GS
17	Billy Amick	27
31	Caden Grice	13
12	Cooper Ingle	11
16	Will Taylor	5
5	Gavin Abrams	2
27	Tristan Bissetta	1
1	Tyler Corbitt	1
3	Jack Crighton	1
9	Jacob Jarrell	1
36	Ty Olenchuk	1

Note: **Bold** denotes returning player; 45.6 percent of the starts return in 2024.

2023 INDIVIDUAL HONORS

#29 JOE ALLEN • RHP • FR.

- All-ACC Academic selection

#17 BILLY AMICK • INF • SO.

- First-team All-American by College Baseball Foundation
- First-team All-American by Collegiate Baseball
- First-team All-American by NCBWA
- Second-team All-American by ABCA
- Third-team All-American by Perfect Game
- First-team All-Atlantic Region by ABCA
- First-Team All-ACC selection
- Team Offensive MVP Award
- National player-of-the-week by Collegiate Baseball (5-15)
- ACC Player-of-the-Week (5-15)
- ACC Co-Player-of-the-Week (5-22)

#21 RYAN AMMONS • LHP • *JR.

- Tiger Baseball Award (leadership)

#13 B.J. BAILEY • LHP • JR.

- All-ACC Academic selection

#6 RILEY BERTRAM • INF • ^*SR.

- Team Inspiration Award
- All-ACC Tournament selection
- All-ACC Academic selection

#4 BENJAMIN BLACKWELL • INF • ^*SR.

- Academic All-District by CSC
- All-ACC Academic selection

#10 CAM CANNARELLA • OF • FR.

- First-team freshman All-American by Baseball America
- First-team freshman All-American by D1Baseball
- First-team freshman All-American by Perfect Game
- Freshman All-American by Collegiate Baseball
- Second-team freshman All-American by NCBWA
- Second-team All-Atlantic Region by ABCA
- ACC Freshman-of-the-Year
- First-Team All-ACC selection
- All-ACC Freshman selection
- USA Collegiate National Team Training Camp invitee
- Team Newcomer Award
- All-ACC Tournament selection
- Clemson Regional All-Tournament selection
- Bob Bradley Award winner (team MVP of South Carolina series)

#44 NICK CLAYTON • RHP • *JR.

- Stowe Award (team most valuable pitcher)
- All-ACC Academic selection

#3 JACK CRIGHTON • OF • FR.

- All-ACC Academic selection

#15 REED GARRIS • RHP • SO.

- All-ACC Academic selection

#56 AUSTIN GORDON • RHP • SO.

- USA Collegiate National Team Training Camp invitee

#31 CADEN GRICE • LHP/1B • JR.

- John Olerud Two-Way Player-of-the-Year Award
- Golden Spikes Award Semifinalist
- Bobby Bragan National Collegiate Slugger Award Watch List
- First-team All-American by ABCA
- First-team All-American by Baseball America
- First-team All-American by College Baseball Foundation
- First-team All-American by Collegiate Baseball
- First-team All-American by D1Baseball
- First-team All-American by NCBWA
- Second-team All-American by Perfect Game
- First-team All-Atlantic Region by ABCA
- Second-Team All-ACC selection
- Mitchell Award (team most valuable player)
- ACC Tournament MVP
- All-ACC Tournament selection
- Clemson Regional All-Tournament selection (P)
- Clemson Regional All-Tournament selection (1B)
- National player-of-the-week by Collegiate Baseball (3-27)
- National player-of-the-week by Collegiate Baseball (5-1)
- National player-of-the-week by Collegiate Baseball (5-29)
- ACC Co-Player-of-the-Week (3-27)
- ACC Pitcher-of-the-Week (5-1)

#22 NATHAN HALL • OF • FR.

- All-ACC Academic selection

#12 COOPER INGLE • C/OF • JR.

- Buster Posey National Collegiate Catcher-of-the-Year Award Watch List
- Third-Team All-ACC selection
- Team Defensive MVP Award
- All-ACC Tournament selection
- Clemson Regional All-Tournament selection

#9 JACOB JARRELL • C • FR.

- All-ACC Academic selection

#25 JACKSON LINDLEY • RHP • ^*SR.

- Team Teammate & Service Award
- Strength & conditioning All-American by NSCA

#16 WILL TAYLOR • OF • SO.

- Team Most Improved Award
- Clemson Regional All-Tournament selection

#8 BLAKE WRIGHT • INF • JR.

- All-ACC Academic selection

2023 SEASON REVIEW

2023 FINAL POLLS

BA	CB	D1	NCBNA	PG	USA	School	W-L
1	1	1	1	1	1	LSU	54-17
2	2	2	2	2	2	Florida	54-17
3	3	3	3	3	3	Wake Forest	54-12
5	6	7	5	5	4	Tennessee	44-22
6	8	4	8	7	5	Stanford	44-20
8	7	6	7	8	6	Virginia	50-15
4	4	5	4	4	7	TCU	44-24
7	5	8	6	6	8	Oral Roberts	52-14
12	10	9	10	16	9	Southern Mississippi	46-20
17	14	13	13	11	10	South Carolina	42-21
16	18	16	17	17	11	Arkansas	43-18
9	11	14	11	14	12	Texas	42-22
19	16	17	11	9	13	Kentucky	40-21
11	9	11	9	10	14	Indiana State	45-17
14	20	19	19	19	15	Vanderbilt	42-20
10	15	15	15	15	16	Duke	39-24
18	12	10	16	12	17	Alabama	43-21
15	17	18	18	18	18	Clemson	44-19
13	13	12	14	13	19	Oregon	41-22
20	21	21	24	21	20	Coastal Carolina	42-21
21	19	20	20	20	21	Miami (Fla.)	42-21
22	25	22	23	---	22	Campbell	46-15
24	---	24	22	---	23	East Carolina	47-19
25	23	25	20	---	24	DBU	47-16
---	22	23	---	---	25	Oregon State	41-20
23	---	---	---	22	---	Oklahoma State	41-20
---	---	---	---	23	---	Auburn	34-23-1
---	---	---	---	24	---	Maryland	42-21
---	---	---	25	25	---	Texas A&M	38-27
---	24	---	---	---	---	Iowa	44-16

reer homer. The Tigers went on to sweep the Panthers and then edged College of Charleston 4-3 at home.

Duke won two of three games at Clemson. Just eight days after his first five-hit game, Cannarella had five hits again in the 14-9 win over the Blue Devils. The freshman stepped up again in a midweek win with a three-run walkoff homer to top Winthrop 8-5, then the Tigers rallied to defeat Kennesaw State 6-2 on the road.

The Yellow Jackets' two-out rally in the series opener in Atlanta downed the Tigers, then the two teams split the remaining two games. Clemson topped College of Charleston in Columbia behind Ethan Darden's effective start. No. 2 Wake Forest then swept the Tigers at Doug Kingsmore Stadium, including two one-run wins in the final two games with Clemson's potential tying or winning runs in scoring position.

After a 16-6 seven-inning home win over No. 17 Coastal Carolina, Florida State beat Clemson in the opener in Tallahassee. The Tigers turned their season around at this point with an 8-1 win in the second game. In the series finale, Grice pitched 6.1 innings to earn the win and hit a grand slam in the 6-2 victory.

After Clemson topped Georgia 8-1 on the road behind Amick's two doubles, homer and four RBIs, the Tigers won two of three home games over Notre Dame. Clemson suffered a home setback in Georgia's 5-4 win when the game ended on a tag at the plate, but the Tigers rebounded with a three-game sweep at NC State. In the second game, Grice hit a grand slam with two outs in the eighth inning to lift the Tigers to a 9-7 win.

Clemson concluded April with a 15-5 seven-inning home win over Kennesaw State and two wins in three games at No. 11 Boston College. In the series finale, Grice pitched 8.0 innings, allowing two hits and one earned run with nine strikeouts in the 6-3 victory.

After final exams, Clemson swept No. 22 Louisville at home, as Ammons had two saves and Taylor was 6-for-8 with an .833 on-base percentage in the series, while Gordon and Grice made strong starts.

Clemson went on the road to throttle No. 8 Coastal Carolina 13-6 and sweep Virginia Tech by a combined score of 33-18 with 47 hits, including a 15-4 win behind 20 hits in the opener.

The Tigers downed USC Upstate 12-2 in eight innings at home, then they concluded the regular season with a three-game home sweep of North Carolina.

Clemson won the ACC Tournament title at Durham, N.C. with wins over Virginia Tech, No. 19 Boston College, North Carolina and No. 7 Miami (Fla.). In the title game against the Hurricanes with the Tigers trailing 5-4 in the seventh inning, Bertram keyed an eight-run frame with a three-run homer, his only long ball as a Tiger, to give Clemson the lead for good in its 11-5 win.

It was Clemson's first ACC Tourney title since 2016 and 11th overall. The Tigers outscored the opposition 39-15, as Grice earned MVP honors by going 7-for-19 (.368) with two homers, nine RBIs and 7.0 strong innings pitched to earn a win. Bertram, Cannarella and Ingle joined Grice in earning All-ACC Tourney honors.

The Tigers made their first NCAA Tourney appearance since 2019 and hosted for the first time since 2018, as they were the No. 4 national seed. The Tigers, who opened the Clemson Regional with a 12-5 win over Lipscomb, outscored their opponents 19-14, but lost two one-run contests to end the season, a 6-5 loss in 14 innings to No. 9 Tennessee and a 3-2 loss to Charlotte. Cannarella, Grice, Ingle and Taylor were named to the Clemson Regional All-Tournament squad.

Three Tigers were picked in the MLB draft after the season. Grice was drafted in the Competitive Balance Round B (No. 64 overall) by the Diamondbacks, Ingle was picked in the fourth round (No. 125 overall) by the Guardians and Ammons was chosen in the 10th round (No. 298 overall) by the Red Sox. Blackwell (Rangers) signed a free-agent contract as well.

2023 ALL-ACC TEAM

FIRST TEAM

Pos.	Player	Team
C	Kyle Teel	Virginia
1B	Nick Kurtz	Wake Forest
2B	Justin Johnson	Wake Forest
SS	Alex Mooney	Duke
SS	Griff O'Ferrall	Virginia
3B	Jake Gelof	Virginia
3B	Yohandy Morales	Miami (Fla.)
OF	Cam Cannarella	Clemson
OF	Jack Hurley	Virginia Tech
OF	Ethan O'Donnell	Virginia
OF	Stephen Reid	Georgia Tech
DH/UT	Billy Amick	Clemson
SP	Josh Hartle	Wake Forest
SP	Rhett Lowder	Wake Forest
SP	Sean Sullivan	Wake Forest
RP	Andrew Walters	Miami (Fla.)

SECOND TEAM

Pos.	Player	Team
C	Jacob Cozart	NC State
1B	CJ Kayfus	Miami (Fla.)
2B	Jackson Van De Brake	North Carolina
SS	Dominic Pitelli	Miami (Fla.)
3B	Brock Wilken	Wake Forest
OF	Jake DeLeo	Georgia Tech
OF	Angelo Dispigna	Georgia Tech
OF	Tommy Hawke	Wake Forest
OF	Mac Horvath	North Carolina
DH/UT	Jackson Finley	Georgia Tech
SP	Caden Grice	Clemson
SP	Chris Flynn	Boston College
SP	Carson Liggett	Louisville
SP	Aidan Tyrell	Notre Dame
SP	Gage Ziehl	Miami (Fla.)
RP	James Tallon	Duke

THIRD TEAM

Pos.	Player	Team
C	Cooper Ingle	Clemson
1B	Ethan Anderson	Virginia
1B	Joe Vetrano	Boston College
2B	Kristian Campbell	Georgia Tech
2B	Blake Cyr	Miami (Fla.)
SS	Christian Knapczyk	Louisville
3B	LuJames Groover III	NC State
OF	Kyle Hess	Pittsburgh
OF	Vance Honeycutt	North Carolina
OF	Travis Honeyman	Boston College
OF	Zach Levenson	Miami (Fla.)
DH/UT	Carson DeMartini	Virginia Tech
SP	Jackson Baumeister	Florida State
SP	Connelly Early	Virginia
SP	Brian Edgington	Virginia
RP	Seth Keener	Wake Forest
RP	Camden Minacci	Wake Forest

ALL-FRESHMAN TEAM

Player	Pos.	Team
Cam Cannarella	OF	Clemson
Andrew Fischer	INF	Duke
James Tallon	RP	Duke
Cam Smith	3B	Florida State
Kristian Campbell	2B	Georgia Tech
Blake Cyr	2B	Miami (Fla.)
Casey Cook	OF	North Carolina
Dominic Fritton	SP	NC State
Cannon Peebles	C	NC State
Eli Serrano III	1B	NC State
Brody Donay	C	Virginia Tech
Garrett Michel	1B	Virginia Tech
Player-of-the-Year	Kyle Teel	Virginia
Pitcher-of-the-Year	Rhett Lowder	Wake Forest
Defensive Player-of-the-Year	Vance Honeycutt	North Carolina
Freshman-of-the-Year	Cam Cannarella	Clemson
Coach-of-the-Year	Tom Walter	Wake Forest

2023 ACC STANDINGS

ATLANTIC DIVISION

Rk	Team	ACC			Overall			Neutral
		W	L	Win %	Home	Away	W	
1.	* Wake Forest	22	7	.759	11-3	11-4	54	12
2.	* Clemson^	20	10	.667	9-6	11-4	44	19
3.	* Boston College	16	14	.533	8-7	8-7	37	20
4.	Notre Dame	15	15	.500	9-6	6-9	30	24
5.	* NC State	13	16	.448	9-6	4-10	36	21
6.	Louisville	10	20	.333	8-7	2-13	31	24
7.	Florida State	9	21	.300	6-9	3-12	23	31

COASTAL DIVISION

Rk	Team	ACC			Overall			Neutral
		W	L	Win %	Home	Away	W	
1.	* Virginia	19	11	.633	11-4	8-7	50	15
2.	* Miami (Fla.)	18	12	.600	12-3	6-9	42	21
3.	* Duke	16	13	.552	8-6	8-7	39	24
4.	* North Carolina	14	14	.500	7-8	7-6	36	24
5.	Virginia Tech	12	17	.414	7-8	5-9	30	23
6.	Georgia Tech	12	18	.400	7-8	5-10	30	27
7.	Pittsburgh	10	18	.357	5-8	5-10	24	31

* - NCAA Tournament participant; ^ - ACC Tournament champion

2023 SENIORS & PRO SIGNEES

#21 RYAN AMMONS

LHP • L-L • 6-0 • 205 • 4VL

Easley, S.C. • Wren HS

Three-time ACC Academic Honor Roll member ... in 51.2 innings pitched over 47 outings (two starts) and four seasons, he had a 3-2 record, 13 saves and a 4.35 ERA while allowing 41 hits (.211 opponents' batting average) and 28 walks with 75 strikeouts ... had a 13.06 strikeouts-per-nine-innings-pitched mark in his career.

2023: Drafted in the 10th round (No. 298 overall pick) by the Boston Red Sox and signed in July ... team co-captain ... won the Tiger Baseball Award, given to the team's best leader ... had a 2-0 record, five saves and a 4.05 ERA in 13 appearances (two starts) ... in 20.0 innings pitched, he allowed 17 hits (.221 opponents' batting average) and eight walks with 26 strikeouts ... tied for ninth in the ACC in saves ... led the team in saves ... missed almost two months from February to April due to an arm injury.

2022: All-ACC Academic selection ... ACC Academic Honor Roll member ... had a 1-2 record, eight saves and a 4.61 ERA in 25 relief appearances ... in 27.1 innings pitched, he allowed 20 hits (.200 opponents' batting average) and 14 walks with 40 strikeouts ... fourth in the ACC in saves and fourth in games finished on the mound (21) ... led the team in games finished on the mound, saves, opponents' batting average.

2021: ACC Academic Honor Roll member ... had an 0-0 record and a 4.50 ERA in eight relief appearances ... in 4.0 innings pitched, he allowed four hits (.250 opponents' batting average) and six walks with nine strikeouts ... played for Strasburg in the Valley League in the summer, when he was 3-0 with five saves, a 1.25 ERA and 38 strikeouts against seven walks in 21.2 innings pitched over 14 relief appearances; Valley League All-Star Game selection; Valley League Relief Pitcher-of-the-Year by All Things Valley League.

2020: ACC Academic Honor Roll member ... had an 0-0 record and 0.00 ERA in one relief appearance ... in 0.1 innings pitched, he allowed no hits and no walks.

Before Clemson: Lettered four times in baseball and two times in basketball at Wren High School, where he was coached by Randy Thompson.

Personal: Pronounced AM-ihnz ... graduated May 11, 2023 with a degree in parks, recreation & tourism management ... born Ryan Moore Ammons on April 17, 2001 in Easley, S.C.

AMMONS' OVERALL STATS

Year	ERA	W-L	G-S	SV	IP	H	R	ER	BB	SO
2020	0.00	0-0	1-0	0	0.1	0	0	0	0	0
2021	4.50	0-0	8-0	0	4.0	4	2	2	6	9
2022	4.61	1-2	25-0	8	27.1	20	15	14	14	40
2023	4.05	2-0	13-2	5	20.0	17	9	9	8	26
Totals	4.35	3-2	47-2	13	51.2	41	26	25	28	75

#6 RILEY BERTRAM

INF • S-R • 6-0 • 190 • 1VL

Zionsville, Ind. • University of Michigan

Career .275 hitter with a .365 slugging percentage and .373 on-base percentage in 195 games (174 starts) over five seasons, including four at Michigan and one at Clemson ... had 45 doubles, two triples, three homers, 110 RBIs, 115 runs, 86 walks, 19 hit-by-pitches and 35 steals ... had a .967 fielding percentage in his career.

2023: Team co-captain ... won the team's Inspiration Award ... All-ACC Academic selection ... Academic Honor Roll member ... hit .282 with 38 runs, 12 doubles, a homer, 44 RBIs, a .348 slugging percentage, .396 on-base percentage, 38 walks, six hit-by-pitches and 18 steals in 63 games (63 starts at second base) ... first in the ACC in assists (169), tied for eighth in steals, ninth in steals per game (0.29) and tied for ninth in sacrifice bunts (4) ... tied for the team lead in games, starts and sacrifice bunts ... earned All-ACC Tournament honors by going 6-for-15 (.400) with a homer, six RBIs, five runs, four walks, a .526 on-base percentage and six steals in

four games; the six steals were the most by a Tiger in an ACC Tournament in history.

Before Clemson: Hit .271 with 33 doubles, two triples, two homers, 66 RBIs, 77 runs, a .360 on-base percentage and 17 steals in 132 games (111 starts) in four seasons (2019-22) at Michigan under Head Coach Erik Bakich ... played in the 2019 College World Series as a freshman, as the Wolverines played in the championship series ... National Honor Society member ... lettered four times in baseball at Zionsville Community High School, where he was coached by Jered Moore.

Personal: His brother, Drew, played baseball at Purdue ... his brother, Ryan, played baseball at Southern Indiana ... pronounced BUHR-truhm ... earned a certificate on May 11, 2023 in athletic leadership ... born Riley Spencer Bertram on Dec. 16, 1999 in Noblesville, Ind.

BERTRAM'S OVERALL STATS

Year	AVG	G-S	AB	R	H	2B	3B	HR	RBI	OB%	SB
2019*	.385	18-3	26	4	10	4	0	0	7	.515	1-1
2020*	.208	15-15	53	10	11	4	0	0	10	.290	3-4
2021*	.214	37-31	103	16	22	6	0	0	9	.333	8-9
2022*	.298	62-62	235	47	70	19	2	4	30	.370	5-7
2023	.282	63-63	227	38	64	12	0	1	44	.396	18-21
Totals	.275	195-174	644	115	177	45	2	3	110	.373	35-42

* - Michigan

#4 BENJAMIN BLACKWELL

INF • R-R • 5-11 • 190 • 2VL

Fairfax, Va. • University of Dayton

Started all 121 games of his Clemson career at shortstop ... two-time All-ACC Academic selection ... two-time Academic Honor Roll member ... a career .311 hitter with a .411 slugging percentage and .406 on-base percentage in 235 games (235 starts) over five seasons, including three at Dayton and two at Clemson ... had 38 doubles, eight triples, 11 homers, 126 RBIs, 184 runs, 109 walks, 36 hit-by-pitches and 61 steals ... had a .935 fielding percentage in his career ... had a .956 fielding percentage as a Tiger.

2023: Signed a free-agent contract with the Texas Rangers in July ... Academic All-District by CSC ... All-ACC Academic selection ... Academic Honor Roll member ... hit .301 with 36 runs, 10 doubles, two triples, two homers, 31 RBIs, a .386 slugging percentage, .384 on-base percentage, 27 walks, six hit-by-pitches and 27 steals in 63 games (63 starts at shortstop) ... first in the ACC in steals, first in steals per game (0.43), second in assists (164) and tied for ninth in sacrifice bunts (4) ... led the team in steals and tied for the team lead in games, starts and sacrifice bunts ... had 22 multiple-hit games ... committed only nine errors, as his .962 fielding percentage was fifth among Tiger shortstops in history.

2022: All-ACC Academic selection ... ACC Academic Honor Roll member ... hit .327 with 52 runs, 10 doubles, a triple, three homers, 33 RBIs, a .422 slugging percentage, .428 on-base percentage, 32 walks, 10 hit-by-pitches and four steals in 58 games (58 starts at shortstop) ... one of three Tigers to start every game ... only Tiger to start every game at the same position ... had a 10-game hitting streak from March to April.

Before Clemson: Hit .309 with six homers, 62 RBIs, 96 runs a 30 steals in 114 games (114 starts) over three seasons (2019-21) at Dayton ... First-Team All-Atlantic 10 selection in 2021 ... earned academic accolades at Dayton, where he was coached by Jayson King ... lettered multiple times in baseball at Riverdale (Md.) Baptist School, where he was coached by Ryan Terrill.

Personal: Graduated May 11, 2023 with a master's degree in athletic leadership ... born Benjamin Samuel Blackwell on April 6, 1999 in Fort Bragg, N.C.

BLACKWELL'S OVERALL STATS

Year	AVG	G-S	AB	R	H	2B	3B	HR	RBI	OB%	SB
2019*	.275	10-10	171	35	47	4	4	0	23	.373	15-22
2020*	.275	15-13	51	9	14	2	1	0	8	.351	5-5
2021*	.349	51-51	189	52	66	12	0	6	31	.449	10-16
2022	.327	58-58	223	52	73	10	1	3	33	.428	4-5
2023	.301	63-63	236	36	71	10	2	2	31	.384	27-33
Totals	.311	235-235	870	184	271	38	8	11	126	.406	61-81

* - Dayton

#1 TYLER CORBITT

OF/INF • R-R • 5-11 • 185 • 2VL

West Columbia, S.C. • The Citadel

Two-time Academic Honor Roll member ... a career .319 hitter with a .478 slugging percentage and .371 on-base percentage in 161 games (151 starts) over five seasons, including three at The Citadel and two at Clemson ... had 27 doubles, five triples, 19 homers, 89 RBIs, 115 runs, 40 walks, 16 hit-by-pitches and 26 steals.

2023: Academic Honor Roll member ... hit .148 with four runs, a double, RBI, .281 on-base percentage, walk and four hit-by-pitches in 15 games (seven starts, including five in right field, one in left field and one as the DH) ... led the team in outfield assists (3).

2022: ACC Academic Honor Roll member ... hit .290 with 39 runs, seven doubles, a triple, 11 homers, 40 RBIs, a .500 slugging percentage, .336 on-base percentage, 12 walks, four hit-by-pitches and six steals in 53 games (51 starts, including 22 as the DH, 16 at second base and 13 in left field) ... had a .971 fielding percentage at second base.

Before Clemson: Hit .347 with eight homers, four triples, 19 doubles, 48 RBIs, 72 runs and 20 steals in 93 games (93 starts) over three seasons (2019-21) at The Citadel, where he was coached by Tony Skole ... All-SoCon Freshman selection in 2019 ... region MVP as a senior at Airport High School ... lettered four times in baseball at Airport High School, where he was coached by Tim Perry.

Personal: Graduated May 11, 2023 with a master's degree in human resource development ... born Tyler Justin Corbitt on Oct. 21, 1999 in Lexington, S.C.

CORBITT'S OVERALL STATS

Year	AVG	G-S	AB	R	H	2B	3B	HR	RBI	OB%	SB
2019*	.333	54-54	207	35	69	15	1	1	22	.376	9-12
2020*	.349	16-16	63	16	22	1	2	2	10	.413	4-4
2021*	.376	23-23	93	21	35	3	1	5	16	.433	7-7
2022	.290	53-51	200	39	58	7	1	11	40	.336	6-6
2023	.148	15-7	27	4	4	1	0	0	1	.281	0-0
Totals	.319	161-151	590	115	188	27	5	19	89	.371	26-29

* - The Citadel

#11 CHAD FAIREY

OF/1B • L-R • 6-2 • 220 • 4VL

Greenwood, S.C. • Ninety Six HS

Two-time ACC Academic Honor Roll member ... a career .219 hitter with a .329 slugging percentage and .375 on-base percentage in 98 games (70 starts) over four active seasons ... had eight doubles, six homers, 38 RBIs, 42 runs, 55 walks, five hit-by-pitches and two steals ... sixth in Tiger history in walks per at-bat (one every 4.31).

2023: Hit .237 with 12 runs, four doubles, a homer, eight RBIs, a .356 slugging percentage, .361 on-base percentage, 11 walks, a hit-by-pitch and steal in 23 games (18 starts, including 13 in right field and five at first base).

2022: ACC Academic Honor Roll member ... hit .235 with 16 runs, three doubles, a homer, 17 RBIs, a .306 slugging percentage, .398 on-base percentage, 20 walks, three hit-by-pitches and a steal in 33 games (26 starts, including 22 in left field, two in right field and two as the DH).

2021: Redshirted while recovering from an injury ... played for Strasburg in the Valley League in the summer, when he hit .326 with 11 doubles, a triple, 11 homers, 41 RBIs, 40 runs and 14 steals in 41 games; Valley League All-Star Game selection.

2020: ACC Academic Honor Roll member ... hit .233 with four runs, a double, homer, three RBIs, a .367 slugging percentage, .351 on-base percentage and six walks in 12 games (nine starts, including five in left field and four at first base).

2019: Hit .175 with 10 runs, three homers, 10 RBIs, a .366 on-base percentage, 18 walks and a hit-by-pitch in 30 games (17 starts, including nine in left field and

2023 SENIORS & PRO SIGNEES

eight as the DH) ... played for Wilmington in the Coastal Plain League in the summer, when he hit .262 with four homers, 25 RBIs, 17 runs and eight steals in 37 games.

Before Clemson: North-South All-Star Game selection ... three-time all-state and four-time all-region ... lettered four times in baseball and two times in football at Ninety Six High School, where he was coached by Chad Ellis.

Personal: His father, Clint, played baseball at Western Carolina from 1986-89 under former Clemson Head Coach Jack Leggett ... his uncle, Burke, played baseball at Clemson from 1985-88; hit .291 in 121 career games ... his grandfather, Jim, played six MLB seasons with the Dodgers (1968,73) and Expos (1969-72) ... graduated May 12, 2022 with a degree in parks, recreation & tourism management ... earned a certificate on May 11, 2023 in athletic leadership ... born Charles Burke Fairey on Feb. 20, 2000 in Greenwood, S.C.

FAIREY'S OVERALL STATS

Year	AVG	G-S	AB	R	H	2B	3B	HR	RBI	OB%	SB
2019	.175	30-17	63	10	11	0	0	3	10	.366	0-0
2020	.233	12-9	30	4	7	1	0	1	3	.351	0-0
2022	.235	33-26	85	16	20	3	0	1	17	.398	1-1
2023	.237	23-18	59	12	14	4	0	1	8	.361	1-1
Totals	.219	98-70	237	42	52	8	0	6	38	.375	2-2

#31 CADEN GRICE

LHP/1B/OF • L-L • 6-6 • 250 • 3VL

Greer, S.C. • Riverside HS

Two-time All-ACC selection; became the first Tiger since Jarrod Schmidt (2001,02) to earn All-ACC honors as both a hitter and pitcher during a career ... two-time winner of the Mitchell Award, given to the team's most valuable player ... six-time national player-of-the-week in his career ... earned ACC weekly honors four times in his career, one of only six Tigers who can make that claim ... in 94.0 innings pitched over 26 appearances (17 starts) and three seasons, he had a 10-2 record and 3.73 ERA while allowing 68 hits (.203 opponents' batting average) and 46 walks with 122 strikeouts ... a career .288 hitter with a .560 slugging percentage and .398 on-base percentage in 168 games (167 starts) over three seasons ... had 35 doubles, two triples, 45 homers, 161 RBIs, 145 runs, 94 walks, 27 hit-by-pitches and 12 steals ... 10th in Tiger history in homers.

2023: Drafted in the Competitive Balance Round B (No. 64 overall pick) by the Arizona Diamondbacks and signed in July ... John Olerud Two-Way Player-of-the-Year Award ... Golden Spikes Award semifinalist ... Bobby Bragan National Collegiate Slugger Award Watch List member ... first-team All-American by ABCA, Baseball America, College Baseball Foundation, Collegiate Baseball, D1Baseball and NCBWA ... second-team All-American by Perfect Game ... first-team All-Atlantic Region by ABCA ... Second-Team All-ACC selection ... won the Mitchell Award, given to the team's most valuable player ... had an 8-1 record and a 3.35 ERA in 14 starts ... in 78.0 innings pitched, he allowed 54 hits (.196 opponents' batting average) and 33 walks with 101 strikeouts ... had a 7-1 record, 3.45 ERA, .202 opponents' batting average and 73 strikeouts against 28 walks in 57.1 innings pitched over 10 starts in ACC regular-season games ... hit .307 with 60 runs, 15 doubles, a triple, 18 homers, 68 RBIs, a .618 slugging percentage, .411 on-base percentage, 30 walks, 13 hit-by-pitches and four steals in 59 games (58 starts, including 43 at first base, 13 as the DH and one in center field) ... first in Tiger history in grand slams (3), ninth in strikeouts per nine innings pitched (11.65) and tied for ninth in hit-by-pitches ... 15th in the nation in hits per nine innings pitched (6.23) ... second in the ACC in opponents' batting average, second in hits per nine innings pitched, fourth in pitching strikeouts, fourth in strikeouts per nine innings pitched (11.65), tied for fourth in wins, fifth in ERA, fifth in RBIs per game (1.15), seventh in homers., seventh in RBIs, tied for seventh in hit-by-pitches, 10th in homers per game (0.31) and tied for 10th in sacrifice flies (4) ... led the team in pitching strikeouts, homers,

RBIs, two-out RBIs (38), total bases (141), hit-by-pitches and multiple-RBI games (17) and tied for the team lead in wins ... no Tiger in history prior to him led or tied for the team lead in wins and homers ... third Tiger in history with 10+ homers and 5+ wins in a season ... hit all 18 homers in the last 45 games after hitting no homers in his first 14 games ... had 21 multiple-hit games ... was 6-for-12 (.500) with three grand slams, 24 RBIs and a 1.250 slugging percentage with the bases loaded ... hit .310 with 10 homers, seven doubles, 37 RBIs and a .416 on-base percentage in 30 ACC regular-season games ... named one of 11 national players-of-the-week by Collegiate Baseball and ACC Co-Player-of-the-week on March 27 for his five games from March 21-26; had four homers, 11 RBIs, five runs and three walks in five games at the plate, and pitched 5.0 innings, allowing three hits and one run with six strikeouts in one start on the mound ... named one of 15 national players-of-the-week by Collegiate Baseball and ACC Pitcher-of-the-week on May 1 for his performance at No. 11 Boston College on April 29, when he pitched 8.0 innings, allowing two hits and one earned run with nine strikeouts to earn the win; also went 7-for-16 (.438) with two homers, three doubles, 10 RBIs and four runs in four games ... earned ACC Tournament MVP and All-ACC Tournament honors and was named one of five national players-of-the-week by Collegiate Baseball on May 29 by pitching 7.0 innings, allowing four hits and one walk with nine strikeouts in one start on the mound, and going 7-for-19 (.368) with two homers, a double, nine RBIs and six runs in four games at the plate ... Clemson Regional All-Tournament selection as a pitcher by pitching 8.2 innings with 10 strikeouts in one start and as a first baseman by going 5-for-13 (.385) with two homers, two doubles, five RBIs, four runs and a steal in three games ... ended the season on an 11-game hitting streak.

2022: Golden Spikes Award Watch List member ... hit .244 with 45 runs, 11 doubles, 12 homers, 40 RBIs, a .453 slugging percentage, .360 on-base percentage, 36 walks, five hit-by-pitches and six steals in 58 games (58 starts, including 38 in right field, 14 in center field, four at first base and two as the DH) ... had a 2-0 record and 3.00 ERA in seven relief appearances ... in 6.0 innings pitched, he allowed four hits (.190 opponents' batting average), no homers and seven walks with seven strikeouts ... one of three Tigers to start every game ... had a 13-game hitting streak, which included the last eight games of 2021 and the first five games of 2022 ... played for Chatham in the Cape Cod League in the summer, when he hit .213 with four homers, seven doubles, 11 RBIs and 14 runs in 40 games; was 0-0 with an 0.00 ERA and 13 strikeouts in 10.2 innings pitched over four outings (one start); Cape Cod League All-Star Game pick.

2021: Golden Spikes Award Watch List member ... first-team freshman All-American by D1Baseball and Perfect Game ... freshman All-American by Collegiate Baseball ... second-team freshman All-American by Baseball America and NCBWA ... Second-Team All-ACC selection (first baseman) ... All-ACC Freshman selection ... won the Mitchell Award, given to the team's most valuable player ... hit .317 with 40 runs, nine doubles, a triple, 15 homers, 53 RBIs, a .618 slugging percentage, .427 on-base percentage, 28 walks, nine hit-by-pitches and two steals in 51 games (51 starts, including 28 at first base, 22 as the DH and one in right field) ... had an 0-1 record and a 7.20 ERA in five appearances (three starts) ... in 10.0 innings pitched, he allowed 10 hits (.263 opponents' batting average), no homers and six walks with 14 strikeouts ... tied for fifth in the ACC in RBIs, tied for seventh in homers and 10th in slugging percentage ... led the team in runs, homers, RBIs, total bases (115), slugging percentage, on-base percentage and multiple-RBI games (14) ... tied for the team lead in starts (52) and two-out RBIs (19) ... hit .338 with seven doubles, a triple, 10 homers, 39 RBIs, 29 runs, a .625 slugging percentage, .451 on-base percentage and a steal in 36 ACC regular-season games ... was 4-for-6

with a grand slam, two doubles, 12 RBIs and a walk with the bases loaded ... named one of 12 national players-of-the-week by Collegiate Baseball on March 8 for his four games from March 2-7; was 6-for-13 (.462) with four homers, six RBIs, seven runs and four walks in four games ... named ACC Player-of-the-Week on March 29 and NCBWA National Hitter-of-the-Week on March 30 for his four games from March 23-27; was 9-for-18 (.500) with five runs, three doubles, a triple, homer, 13 RBIs, a .944 slugging percentage and .571 on-base percentage ... named one of 11 national players-of-the-week by Collegiate Baseball and ACC Player-of-the-Week on May 3 as well as national player-of-the-week by D1Baseball and Perfect Game on May 4 for his three games against No. 4 Louisville from April 30 to May 2; was 9-for-13 (.692) with four homers, a double, 12 RBIs, seven runs, a 1.692 slugging percentage and .750 on-base percentage ... played for Chatham in the Cape Cod League in the summer, when he hit .250 with two homers, three RBIs and seven runs in nine games ... played for the USA Collegiate National Team in the summer, when he totaled a homer, two RBIs and two runs in 10 games.

Before Clemson: Three-time all-state selection ... South Carolina Gatorade Player-of-the-Year as a senior ... lettered four times in baseball at Riverside High School, where he was coached by Michael Pettit.

Personal: Majoring in parks, recreation & tourism management ... born Caden Bradley Grice on June 15, 2002 in Greer, S.C.

GRICE'S OVERALL STATS

Year	ERA	W-L	G-S	SV	IP	H	R	ER	BB	SO
2021	7.20	0-1	5-3	0	10.0	10	8	8	6	14
2022	3.00	2-0	7-0	0	6.0	4	3	2	7	7
2023	3.35	8-1	14-14	0	78.0	54	35	29	33	101
Totals	3.73	10-2	26-17	0	94.0	68	46	39	46	122

Year	AVG	G-S	AB	R	H	2B	3B	HR	RBI	OB%	SB
2021	.317	51-51	186	40	59	9	1	15	53	.427	2-3
2022	.244	58-58	225	45	55	11	0	12	40	.360	6-7
2023	.307	59-58	228	60	70	15	1	18	68	.411	4-5
Totals	.288	168-167	639	145	184	35	2	45	161	.398	12-15

#37 NICK HOFFMANN

RHP • R-R • 6-2 • 225 • 4VL

Centerville, Ohio • Centerville HS

Three-time ACC Academic Honor Roll member ... in 138.1 innings pitched over 59 appearances (13 starts) and four seasons, he had a 12-9 record, five saves and a 5.14 ERA while allowing 166 hits (.296 opponents' batting average) and 26 walks with 106 strikeouts ... only threw two wild pitches in his career ... first in Tiger history in walks per nine innings pitched (1.69) and fourth in strikeout-to-walk ratio (4.08).

2023: Academic Honor Roll member ... had a 3-1 record, one save and a 6.58 ERA in 17 relief appearances ... in 26.0 innings pitched, he allowed 36 hits (.327 opponents' batting average) and nine walks with 18 strikeouts ... played for Burlington in the Appalachian League in the summer, when he was 2-1 with a 1.50 ERA and nine strikeouts in 12.0 innings pitched over three appearances (two starts).

2022: Had a 3-6 record and 6.40 ERA in 18 appearances (nine starts) ... in 52.0 innings pitched, he allowed 71 hits (.332 opponents' batting average) and 12 walks with 37 strikeouts ... played for Wareham in the Cape Cod League in the summer, when he was 2-0 with a 3.60 ERA and four strikeouts against no walks in 10.0 innings pitched over three appearances (one start).

2021: Won the Stowe Award, given to the team's most valuable pitcher ... All-ACC Academic selection ... ACC Academic Honor Roll member ... had a 4-1 record, four saves and a 3.83 ERA in 17 appearances (four starts) ... in 49.1 innings pitched, he allowed 49 hits (.255 opponents' batting average) and five walks with 40 strikeouts ... second in Tiger history in strikeout-to-walk ratio (8.00) and second in walks per nine innings pitched (0.91) ... led the team in complete games and saves ... was 3-1 with four saves, a 2.77 ERA, .216 opponents'

2023 SENIORS & PRO SIGNEES

batting average and 23 strikeouts against three walks in 26.0 innings pitched over 13 relief appearances.

2020: ACC Academic Honor Roll member ... had a 2-1 record and 1.64 ERA in seven relief appearances ... in 11.0 innings pitched, he allowed 10 hits (.227 opponents' batting average), no homers and no walks with 11 strikeouts.

Before Clemson: All-state selection as a junior and senior ... lettered four times in baseball at Centerville High School, where he was coached by Jason Whited.

Personal: His sister, Grace, was a swimmer at Miami (Ohio) in 2015 and 2016 ... graduated May 11, 2023 with a degree in management ... born Nicholas Michael Hoffmann on June 2, 2000 in Centerville, Ohio.

HOFFMANN'S OVERALL STATS

Year	ERA	W-L	G-S	SV	IP	H	R	ER	BB	SO
2020	1.64	2-1	7-0	0	11.0	10	2	2	0	11
2021	3.83	4-1	17-4	4	49.1	49	21	21	5	40
2022	6.40	3-6	18-9	0	52.0	71	38	37	12	37
2023	6.58	3-1	17-0	1	26.0	36	21	19	9	18
Totals	5.14	12-9	59-13	5	138.1	166	82	79	26	106

#12 COOPER INGLE

C/OF • L-R • 5-10 • 190 • 3VL

Asheville, N.C. • A.C. Reynolds HS

Career .329 hitter with a .476 slugging percentage and .425 on-base percentage in 126 games (120 starts) over three seasons ... had 29 doubles, 14 homers, 81 RBIs, 112 runs, 80 walks, six hit-by-pitches and two steals ... struck out 62 times in 483 at-bats in his career.

2023: Drafted in the fourth round (No. 125 overall pick) by the Cleveland Guardians and signed in July ... Buster Posey National Collegiate Catcher-of-the-Year Award Watch List member ... Third-Team All-ACC selection ... won the team's Defensive MVP Award ... hit .328 with 60 runs, 16 doubles, six homers, 34 RBIs, a .461 slugging percentage, .417 on-base percentage, 39 walks, three hit-by-pitches and a steal in 62 games (62 starts, including 37 at catcher, 14 in right field and 11 as the DH) ... fifth in the ACC in strikeouts per game (0.47), tied for fifth in runners caught stealing (9), 10th in hits (84) and tied for 10th in sacrifice flies (4) ... had 39 walks compared to only 29 strikeouts in 256 at-bats ... hit .370 against lefthanders ... had 24 multiple-hit games ... had a team-season-long 51-game on-base streak from February to May ... had a 16-game hitting streak from February to March ... had a team-season-long 19-game hitting streak from April to May ... earned All-ACC Tournament honors by going 7-for-17 (.412) with a double, RBI and six runs in four games ... Clemson Regional All-Tournament selection.

2022: Hit .351 with 52 runs, 13 doubles, eight homers, 44 RBIs, a .526 slugging percentage, .449 on-base percentage, 38 walks, three hit-by-pitches and a steal in 54 games (54 starts, including 22 at catcher, 15 as the DH, nine in left field, six in right field and two at second base) ... led the team in multiple-hit games (23) ... had a 14-game hitting streak to start the season ... had a 22-game on-base streak from March to April.

2021: Hit .063 with three RBIs, a .211 on-base percentage and three walks in 10 games (four starts, including two at catcher, one in left field and one as the DH) ... played for Charlottesville in the Valley League in the summer, when he was 1-for-4 in seven games.

Before Clemson: Set school career records for hits, RBIs and on-base percentage ... lettered four times in baseball at A.C. Reynolds High School, where he was coached by Bryan Craig.

Personal: His father, Steve, played baseball at Montreat ... majoring in sports communication ... born John Cooper Ingle on Feb. 23, 2002 in Asheville, N.C.

INGLE'S OVERALL STATS

Year	AVG	G-S	AB	R	H	2B	3B	HR	RBI	OB%	SB
2021	.063	10-4	16	0	1	0	0	0	3	.211	0-0
2022	.351	54-54	211	52	74	13	0	8	44	.449	1-1
2023	.328	62-62	256	60	84	16	0	6	34	.417	1-3
Totals	.329	126-120	483	112	159	29	0	14	81	.425	2-4

#25 JACKSON LINDLEY

RHP • R-R • 6-3 • 220 • 5VL

Anderson, S.C. • T.L. Hanna HS

Three-time ACC Academic Honor Roll member ... five-time letterman, only the second in Tiger history ... in 114.1 innings pitched over 70 appearances (nine starts) and five seasons, he had a 12-3 record, three saves and a 4.25 ERA while allowing 120 hits (.267 opponents' batting average) and 46 walks with 98 strikeouts.

2023: Team co-captain ... won the team's Teammate & Service Award ... strength & conditioning All-American by NSCA ... Academic Honor Roll member ... had a 3-3 record, two saves and a 2.73 ERA in 21 appearances (one start) ... in 33.0 innings pitched, he allowed 31 hits (.248 opponents' batting average), two homers and 14 walks with 33 strikeouts ... had a 1.99 ERA in his 20 relief appearances ... played for Kingsport in the Appalachian League in the summer, when he was 0-0 with an 0.00 ERA and 11 strikeouts in 8.0 innings pitched over three relief appearances ... played for State College in the MLB Draft League in the summer, when he was 0-2 with a 7.30 ERA and 26 strikeouts in 37.0 innings pitched over nine appearances (seven starts).

2022: ACC Academic Honor Roll member ... had a 6-0 record, one save and a 4.28 ERA in 31 relief appearances ... in 40.0 innings pitched, he allowed 37 hits (.242 opponents' batting average) and 19 walks with 40 strikeouts ... tied for sixth in Tiger history in appearances and relief appearances and tied for 10th in wins without a loss ... fifth in the ACC in appearances and fifth in relief appearances ... led the team in appearances and relief appearances ... tied for the team lead in wins.

2021: Had an 0-0 record and a 24.92 ERA in five appearances (one start) ... in 4.1 innings pitched, he allowed 16 hits and four walks with three strikeouts.

2020: ACC Academic Honor Roll member ... had a 1-0 record and 1.17 ERA in three appearances (one start) ... in 7.2 innings pitched, he allowed seven hits (.241 opponents' batting average), no homers and no walks with six strikeouts.

2019: Had a 2-0 record and 3.68 ERA in 10 appearances (six starts) ... in 29.1 innings pitched, he allowed 29 hits (.257 opponents' batting average) and nine walks with 16 strikeouts.

Before Clemson: North-South All-Star Game selection ... lettered four times in baseball at T.L. Hanna High School, where he was coached by Daniel Crenshaw.

Personal: Graduated May 12, 2022 with a degree in management ... earned a certificate on May 11, 2023 in athletic leadership ... born Jackson Harley Lindley on Jan. 25, 2000 in Anderson, S.C.

LINDLEY'S OVERALL STATS

Year	ERA	W-L	G-S	SV	IP	H	R	ER	BB	SO
2019	3.68	2-0	10-6	0	29.1	29	15	12	9	16
2020	1.17	1-0	3-1	0	7.2	7	1	1	0	6
2021	24.92	0-0	5-1	0	4.1	16	15	12	4	3
2022	4.28	6-0	31-0	1	40.0	37	23	19	19	40
2023	2.73	3-3	21-1	2	33.0	31	14	10	14	33
Totals	4.25	12-3	70-9	3	114.1	120	68	54	46	98

#24 MAC STARBUCK

INF • R-R • 5-9 • 170 • 4VL

Easley, S.C. • Easley HS

Four-time ACC Academic Honor Roll member ... career .196 hitter with a .294 slugging percentage and .359 on-base percentage in 39 games (12 starts) over four active seasons ... had three doubles, a triple, three RBIs, 11 runs, five walks, eight hit-by-pitches and two steals ... did not commit an error in 53 chances in his career.

2023: Academic Honor Roll member ... hit .125 with two runs, a double, RBI, a .364 on-base percentage, two walks and four hit-by-pitches in 14 games (three starts at third base).

2022: ACC Academic Honor Roll member ... hit .500 with four runs, a triple, two RBIs, a .750 slugging percentage, .600 on-base percentage, a walk and hit-by-pitch in 11 games (one start at second base).

2021: ACC Academic Honor Roll member ... was 0-for-1 in three games off the bench ... played for Strasburg in the Valley League in the summer, when he totaled two RBIs, two runs and two steals in eight games.

2020: ACC Academic Honor Roll member ... hit .154 with five runs, two doubles, a .231 slugging percentage, .290 on-base percentage, two walks, three hit-by-pitches and two steals in 11 games (eight starts, including seven at second base and one at third base) ... did not commit an error in 26 chances ... played for High Point-Thomasville in the Coastal Plain League in the summer, when he hit .171 with three doubles, six RBIs, 10 runs and four steals in 17 games.

2019: Redshirted as a member of the developmental squad ... played for Gastonia in the Coastal Plain League in the summer, when he hit .262 with four doubles, 15 RBIs, 23 runs, a .466 on-base percentage and 14 steals in 42 games.

Before Clemson: North-South All-Star Game selection ... all-state and all-region ... team MVP as a senior ... member of four conference championship teams ... lettered five times in baseball, including at Easley High School, where he was coached by Josh Warner.

Personal: His father, Greg, an assistant coach at UNC Greensboro, was the volunteer assistant coach at Clemson (2016-19) and played two years at UNC Asheville in 1985,86 ... graduated May 12, 2022 with a degree in sports communication ... born McGwire Matthew Starbuck on Dec. 13, 1998 in Kernersville, N.C.

STARBUCK'S OVERALL STATS

Year	AVG	G-S	AB	R	H	2B	3B	HR	RBI	OB%	SB
2020	.154	11-8	26	5	4	2	0	0	0	.290	2-2
2021	.000	3-0	1	0	0	0	0	0	0	.000	0-0
2022	.500	11-1	8	4	4	0	1	0	2	.600	0-0
2023	.125	14-3	16	2	2	1	0	0	1	.364	0-0
Totals	.196	39-12	51	11	10	3	1	0	3	.359	2-2

#20 WILLIE WEISS

RHP • R-R • 6-3 • 225 • 1VL

Portland, Ore. • University of Michigan

In 109.2 innings pitched over 84 appearances (one start) and four active seasons, including three at Michigan and one at Clemson, he had an 11-6 record, 17 saves and a 3.94 ERA while allowing 80 hits (.207 opponents' batting average) and 76 walks with 140 strikeouts.

2023: Academic Honor Roll member ... had a 2-0 record and 7.00 ERA in 14 relief appearances ... in 9.0 innings pitched, he allowed 11 hits, no extra-base hits and 10 walks with 13 strikeouts ... did not allow a steal ... allowed only two of 10 inherited baserunners to score ... played for Kingsport in the Appalachian League in the summer, when he was 0-0 with a 5.40 ERA and five strikeouts in 3.1 innings pitched over three relief appearances.

Before Clemson: Was 9-6 with 17 saves, a 3.67 ERA, .196 opponents' batting average and 127 strikeouts 100.2 innings pitched over 70 appearances (one start) in three seasons (2019,21,22) at Michigan under Head Coach Erik Bakich ... Third-Team All-Big Ten selection in 2021 ... All-Big Ten Academic in 2021 ... freshman All-American by Collegiate Baseball and Perfect Game ... All-Big Ten Freshman selection ... lettered four times in baseball at Westview High School, where he was coached by Matt Baillie.

Personal: Earned a certificate on May 11, 2023 in athletic leadership ... born William Stephen Weiss on March 3, 2000 in Portland, Ore.

WEISS' OVERALL STATS

Year	ERA	W-L	G-S	SV	IP	H	R	ER	BB	SO
2019*	2.97	2-2	27-0	9	39.1	25	15	13	32	50
2021*	2.63	4-2	21-1	5	27.1	17	9	8	13	40
2022*	5.29	3-2	22-0	3	34.0	27	23	20	21	37
2023	7.00	2-0	14-0	0	9.0	11	7	7	10	13
Totals	3.94	11-6	84-1	17	109.2	80	54	48	76	140

* - Michigan

PRO SIGNEES

Year	Player, Pos.	Round	Organization
1954	Doug Kingsmore, OF	FA	Orioles
	Billy O'Dell, P	FA	Orioles
1958	Bud Spiers, SS	FA	Athletics
1959	Larry Bagwell, 3B	FA	Senators
	Doug Hoffman, OF	FA	Senators
	Harold Stowe, P	FA	Yankees
1960	Ty Cline, OF	FA	Indians
1962	Dave Olson, P	FA	Yankees
1963	Gene Harbeson, P	FA	Giants
	Johnny Jones, OF	FA	Braves
	Elmo Lam, SS	FA	Phillies
1965	Tommy Chapman, P	9	Phillies
	Jack McCall, SS	*12	Orioles
	Rusty Adkins, OF	*14	Astros
1966	Jack McCall, SS	15	Angels
	George Sutton, OF	*39	Mets
	Rusty Adkins, SS	*\$7	Tigers
	Charlie Watson, P	*\$7	Indians
	Charlie Watson, P	*\$6	Athletics
1967	Garry Helms, SS	12	Pirates
	Eddie Barbary, C	FA	Pirates
	Mike McCall, 3B	FA	Phillies
	Rusty Adkins, 2B	*\$7	Athletics
	Charlie Watson, P	*\$7	Senators
1968	Nelson Gibson, P	24	Pilots
	Bill James, P	FA	Indians
	John Curtis, P	\$1	Red Sox
1970	Don Russell, 3B	\$1	Astros
1971	Johnny Severs, OF	\$4	Mets
1972	Craig White, OF	*6	Angels
	Rusty Gerhardt, P	12	Padres
1973	Craig White, OF	12	Yankees
	Lindsay Graham, P	26	Rangers
	Ken Bagwell, 2B	#3	White Sox
1974	Steve Cline, P	6	Giants
	Richard Haynes, P	8	Astros
	Lin Hamilton, C	10	Padres
1975	Denny Walling, OF	\$1	Athletics
1976	Kurt Seibert, SS	3	Cubs
	Chuck Porter, P	7	Angels
	Bob Mahony, P	FA	Orioles
1977	Dave Caldwell, OF	4	Orioles
	Ron Musselman, P	5	Mariners
	Bill Foley, C	6	Brewers
	Billy Wingo, 2B	FA	Braves
1978	Pete Peltz, 3B	9	Indians
	Robert Bonnette, SS	*20	Indians
1979	Mike Sullivan, P	1	Reds
	Brian Snyder, P	7	Mariners
	Bill Schroeder, C	8	Brewers
	Tony Masone, OF	10	Reds
	Len Bradley, P	*10	Indians
	Dave Buffamoyer, C	13	Yankees
	Todd Freeman, 3B	FA	Brewers
	Pete Khoury, OF	FA	Yankees
	Tim Teufel, 2B	*\$3	White Sox
1980	Mike Brown, P	2	Red Sox
	Tim Teufel, 2B	2	Twins
	Len Bradley, P	5	White Sox
	Neil Simons, OF	14	Astros
	Billy Weems, OF	20	Astros
	Bobby Kenyon, P	25	Dodgers
	Robbie Allen, SS	\$1	Dodgers
	Robbie Allen, SS	*\$4	Dodgers
1981	Glenn Gallagher, OF	3	Blue Jays
	Greg Guin, 1B	12	Cardinals
	Danny Sheaffer, C	#1	Red Sox
1982	Jimmy Key, P	3	Blue Jays
	Mark Davidson, OF	11	Twins
	Jeff Gilbert, P	*32	Giants
	Coe Brier, C	FA	Twins
	Ricky Hester, OF	*\$4	Indians
1983	Jeff Gilbert, P	10	Brewers
	Ricky Hester, SS	25	Rangers
	Scott Parrish, P	*26	Dodgers
1984	Brooks Shumake, 3B	5	Reds
	Scott Powers, SS	17	Braves
	Scott Parrish, P	21	Athletics
	Tim Rice, P	22	Cubs
1985	John Pawlowski, P	6	White Sox
	Jim McCollom, C	9	Angels
	George Stone, P	18	White Sox
	Tommy Smith, 1B	23	Giants
1987	Bill Spiers, SS	1	Brewers
	Bert Heffernan, C	*9	Rangers
	Chuck Baldwin, 2B	11	Indians
	Steve Baucom, 2B	25	Blue Jays
	Ray Williams, OF	FA	Mariners

1988	Bert Heffernan, C	9	Brewers
	Jerry Brooks, 3B	12	Dodgers
	Mike Pomeranz, P	13	Twins
	Brian Barnes, P	*25	Orioles
	Randy Mazey, OF	28	Indians
	Burke Fairey, OF	FA	Cubs
	Phillip Lowery, P	FA	Braves
1989	Mike Milchin, P	2	Cardinals
	Brian Barnes, P	4	Expos
	Mike Couture, C	*12	Angels
	Alan Botkin, P	23	Cardinals
	Henry Threadgill, 2B	34	Angels
	Rusty Charpia, SS	38	Brewers
1990	Tim Parker, P	3	Cubs
	Brian Kowitz, OF	9	Braves
	Ron Frazier, P	12	Yankees
	Brian Faw, P	17	Yankees
	David Tripp, P	25	Athletics
	Mike Couture, C	28	Brewers
	Tim Rigsby, SS	FA	Indians
1991	Joe DeBerry, 1B	3	Reds
	Jim Crowley, 2B	11	Red Sox
	Todd Stefan, SS	FA	Cubs
1992	Scott Miller, P	3	Athletics
	Jason Angel, P	5	Reds
	Paxton Briley, P	5	Angels
	Ted Corbin, SS	21	Twins
	Kevin Northrup, OF	31	Expos
	Aaron Jersild, P	43	Blue Jays
	Mike Lockhart, C	FA	Indians
1993	Keith Williams, OF	7	Giants
	Billy McMillon, OF	8	Marlins
	Chris Carter, C	30	Brewers
	Chad Phillips, P	*41	Marlins
1994	Andy Taulbee, P	2	Giants
	Mike Hampton, 3B	4	Reds
	Scott Winchester, P	*16	Tigers
	Mike Holtz, P	17	Angels
1995	David Miller, 1B	1	Indians
	Shane Monahan, OF	2	Mariners
	Seth Brizek, SS	8	Mariners
	Mark Watson, P	*8	Marlins
	Jason Dawsey, P	10	Brewers
	Jeff Sauve, P	11	Red Sox
	Scott Winchester, P	14	Indians
1996	Kris Benson, P	1	Pirates
	Billy Koch, P	1	Blue Jays
	David Shepard, P	3	Reds
	Ken Vining, P	4	Giants
	Brian Matz, P	9	Expos
	Paul Galloway, 3B	14	Giants
	Doug Livingston, 2B	17	Rockies
	Gary Burnham, OF	*40	Athletics
1997	Matthew LeCroy, C	*S	Twins
	Gary Burnham, OF	22	Phillies
1998	Matt Padgett, OF	5	Marlins
	Matt White, P	15	Indians
	Scott Clackum, P	FA	Marlins
1999	Mike Paradis, P	1	Orioles
	Chris Heck, P	5	Padres
	Brian Adams, P	*11	Padres
	Doug Roper, SS/P	26	Blue Jays
	Ryan Mottl, P	*27	Rangers
	Kurt Bultmann, 2B	34	Pirates
2000	Patrick Boyd, OF	*4	Pirates
	Ryan Mottl, P	6	Reds
	Scott Berney, P	18	Rockies
	Mike Calitri, INF	FA	Reds
	Justin Lombardi, P	FA	Marlins
	Henri Stanley, OF	FA	Astros
	Justin Singleton, OF/INF	FA	Blue Jays
2001	Josh Cram, P	4	Giants
	Patrick Boyd, OF	7	Rangers
	Khalil Greene, SS	*14	Cubs
	Steve Reba, P	*16	Athletics
	Nick Glaser, P	FA	Phillies
	Ryan Riley, 2B	FA	Rays
2002	Khalil Greene, SS	1	Padres
	Michael Johnson, 1B	2	Padres
	Jeff Baker, 3B	4	Rockies
	B.J. LaMura, P	5	White Sox
	Matt Henrie, P	7	Diamondbacks
	Jarrod Schmidt, OF	21	Reds
	Steve Reba, P	24	Rockies
	Ryan Childs, P	33	Orioles
	Thomas Boozer, P	FA	Indep.

2003	Steven Jackson, P	*32	Indians
	Kyle Frank, OF	FA	Yankees
	Paul Harrelson, P	FA	Rockies
	Steve Pyzik, C	FA	Braves
	David Slevin, 2B	FA	Yankees
2004	Tyler Lumsden, P	^S	White Sox
	Collin Mahoney, P/C	4	Tigers
	Lou Santangelo, C	4	Astros
	Brad McCann, 3B	6	Marlins
	Steven Jackson, P	10	Diamondbacks
	Patrick Hogan, P	14	Marlins
	Garrick Evans, OF	*25	Royals
	Zane Green, OF	44	Cubs
	Tony Sipp, OF/P	45	Indians
	Russell Triplett, SS	FA	Mets
2005	Kris Harvey, DH/P	2	Marlins
	Robert Rohrbaugh, P	7	Mariners
	Jeff Hahn, P	35	Tigers
	Adrian Casanova, C	*44	Tigers
	Drew Fiorenza, P	*45	Indians
2006	Tyler Colvin, OF	1	Cubs
	Jason Berken, P	6	Orioles
	Josh Cribb, P	8	Royals
	Steve Richard, P	8	Mariners
	Andy D'Alessio, 1B	*10	Dodgers
	Stephen Faris, P	12	Padres
	Drew Fiorenza, P	15	Mariners
	Herman Demmink, 3B	28	Phillies
	Marquez Smith, INF	*35	Cubs
	Adrian Casanova, C	40	Tigers
2007	Daniel Moskos, P	1	Pirates
	David Kopp, P	2	Cardinals
	Brad Chalk, OF	2	Padres
	Alan Farina, P	3	Blue Jays
	Stephen Clyne, P	3	Mets
	Marquez Smith, INF	8	Cubs
	Taylor Harbin, 2B/SS	8	Diamondbacks
	Doug Hogan, C	*16	Indians
	Andy D'Alessio, 1B	19	Giants
	P.J. Zocchi, P	36	Indians
	Stan Widmann, SS	*39	Athletics
2008	D.J. Mitchell, P/OF	10	Yankees
	Doug Hogan, C	18	Rangers
	Ryan Hinson, P	*31	Pirates
2009	Ben Paulsen, 1B	3	Rockies
	Chris Dwyer, P	4	Royals
	Ryan Hinson, P	10	Padres
	Graham Stoneburner, P	14	Yankees
	Trey Delk, P	29	White Sox
	Mike Freeman, INF	*36	Diamondbacks
	Matt Sanders, INF	41	Rockies
	Clinton McKinney, P	48	Rockies
	Addison Johnson, OF	*48	Athletics
2010	Kyle Parker, OF/1B	1	Rockies
	Mike Freeman, 2B	11	Diamondbacks
	John Hinson, INF	*13	Phillies
	Jeff Schaus, OF	*27	Indians
	Casey Harman, P	29	Cubs
	John Nester, C/1B	39	Athletics
2011	Brad Miller, SS	2	Mariners
	Will Lamb, OF/P/1B	2	Rangers
	John Hinson, 3B/2B	13	Astros
	Jeff Schaus, OF	16	Dodgers
	Kevin Brady, P	*17	Indians
	Joseph Moorefield, P	*26	Royals
	Chris Epps, OF	45	Astros
	Scott Weismann, P	46	Cubs
2012	Richie Shaffer, 3B/1B	1	Rays
	Spencer Kieboom, C	5	Nationals
	Kevin Brady, P	10	Phillies
	Dominic Leone, P	16	Mariners
	Jason Stolz, INF	17	Rockies
	Phil Pohl, C/1B/OF	28	Athletics
	Scott Firth, P	*32	Phillies
	David Haselden, P	FA	White Sox
2013	Scott Firth, P	19	Rockies
2014	Daniel Gossett, P	2	Athletics
	Steve Wilkerson, INF	8	Orioles
	Matt Campbell, P	9	Dodgers
	Garrett Boulware, C	16	Reds
	Jay Baum, INF/OF	21	Mariners
	Matthew Crownover, P	*21	Giants
2015	Zack Erwin, P	4	White Sox
	Ryler Krieger, INF	4	Indians
	Steven Duggar, OF	6	Giants
	Matthew Crownover, P	6	Nationals
	Brody Koerner, P	17	Yankees
	Clate Schmidt, P	*32	Red Sox
	Eli White, INF	*37	Pirates

FIRST-ROUND DRAFT PICKS

Year	Player, Pos.	Team
1979	Mike Sullivan, RHP	Reds
1987	Bill Spiers, SS	Brewers
1995	David Miller, 1B	Indians
1996	Kris Benson, RHP	Pirates
	Billy Koch, RHP	Blue Jays
1999	Mike Paradis, RHP	Orioles
2002	Khalil Greene, SS	Padres
2006	Tyler Colvin, OF	Cubs
2007	Daniel Moskos, LHP	Pirates
2010	Kyle Parker, OF	Rockies
2012	Richie Shaffer, 3B/1B	Rays
2018	Seth Beer, OF	Astros
2019	Logan Davidson, SS	Athletics

HIGHEST DRAFT PICKS

Year	Player, Pos.	Pick	Team
1996	Kris Benson, RHP	1	Pirates
1996	Billy Koch, RHP	4	Blue Jays
2007	Daniel Moskos, LHP	4	Pirates
1987	Bill Spiers, SS	13	Brewers
1999	Mike Paradis, RHP	13	Orioles
2002	Khalil Greene, SS	13	Padres
2006	Tyler Colvin, OF	13	Cubs
1979	Mike Sullivan, RHP	22	Reds
1995	David Miller, 1B	23	Indians

Note: Major league players in bold.

2016	Chris Okey, C	2	Reds
	Alex Bostic, P	10	Giants
	Eli White, INF	11	Athletics
	Weston Wilson, INF	17	Brewers
	Clate Schmidt, P	20	Tigers
	Pat Krall, P	*28	Cardinals
2017	Charlie Barnes, P	4	Twins
	Chase Pinder, OF	7	Cardinals
	Alex Eubanks, P	14	Rangers
	Paul Campbell, P	21	Rays
	Pat Krall, P	28	Athletics
	Jeremy Beasley, P	30	Angels
	Chris Williams, C	*31	Rays
	Ryan Miller, P	*31	Braves
	Reed Rohlfman, OF	35	Royals
	Tyler Jackson, P	FA	Mariners
2018	Seth Beer, OF	1	Astros
	Ryley Gilliam, P	5	Mets
	Ryan Miller, P	6	Diamondbacks
	Chris Williams, 1B	8	Twins
	Jake Higginbotham, P	11	Braves
	Drew Wharton, OF	30	Cubs
	Mitchell Miller, P	*31	Angels
2019	Logan Davidson, SS	1	Athletics
	Kyle Wilkie, C	12	Pirates
	Owen Griffith, P	20	Twins
	Grayson Byrd, INF/OF	24	Cubs
	Brooks Crawford, P	29	Giants
	Luke Sommerfeld, P	FA	Tigers
2020	Sam Weatherly, P	3	Rockies
	Spencer Strider, P	4	Braves
	Sheldon Reed, P	FA	Cubs

DOUG KINGSMORE STADIUM

Doug Kingsmore Stadium, the home of Tiger baseball since 1970, has seen many changes and improvements over the years, but it has not lost its aesthetic beauty and unique feel on the west side of the Clemson University campus.

Former Clemson baseball star and Board of Trustees Emeritus Doug Kingsmore gave the athletic department a \$1 million gift towards renovation of Clemson's baseball stadium, formerly known as Tiger Field. During the 2002 and 2003 off-seasons, Doug Kingsmore Stadium underwent radical renovations, as over \$5 million was spent. Since then, many other renovations have been performed to keep Doug Kingsmore Stadium among the best in the country. D1Baseball tabbed it as the No. 6 ballpark in the country and No. 1 in the ACC in September 2016.

Kingsmore, who passed away on Dec. 5, 2023, played for the Tigers for three seasons (1952-54). An All-ACC and All-District III outfielder in 1954, he became the first Tiger in history to hit 10 home runs in a season. He did that in 1954 while playing just 24 games. He led the ACC in home runs and runs (25) that year, and he led the Tigers in batting average (.371), slugging percentage (.742) and RBIs (27).

Kingsmore played three years of professional baseball in the Baltimore Oriole organization before beginning a successful business career. He served three terms on the Clemson University Board of Trustees and became trustee emeritus when his elected term expired in 2002.

Clemson was No. 12 in the nation and No. 1 in the ACC in average attendance (4,509) in 2023. It marked the Tigers' 30th straight top-20 finish in the nation.

This outstanding fan support from the Clemson community and upstate of South Carolina has contributed to the Tigers' outstanding home-field record. Clemson has played at Doug Kingsmore Stadium for 54 years and has a winning percentage of 78 percent (1293-373). That includes a 432-154 record (.737) in ACC regular-season contests. The Tigers have had a winning record in all 54 seasons at Doug Kingsmore Stadium as well.

The school record for consecutive victories at Doug Kingsmore Stadium (26) was set over the 1990 and 1991 seasons. Clemson won its last home game in 1990, then won its first 25 home games in 1991. The streak lasted from May 10, 1990 until April 28, 1991,

when Georgia Tech ended the streak with an 11-6 win. Clemson then won its next 21 home games, giving the Tigers 47 home wins in a 48-home game stretch from 1990-92.

Nine times during the 1994 season, an opposing top-20 team tasted defeat at Doug Kingsmore Stadium, and four times a team ranked in the top three lost to the Tigers. Seven wins against top-20 teams, including three victories over a top-10 Florida State squad, were recorded at home in the 1996 season.

In 2000, the Tigers had an 8-3 record against top-25 foes at home. After Clemson won three games against No. 2 Florida State, Head Coach Mike Martin opined on how tough it is to play at Doug Kingsmore Stadium.

"If you had told me in 1992 that we were going to go to a place where we'd be 2-13 over the next eight years, I would have gone to the administration and suggested we join another conference," Martin told Tallahassee Democrat. "Clemson is a very tough place to play...the toughest place to play of any place I've ever competed in all my years of college baseball. The good news is it's 727 days before we have to go back to Clemson."

Martin echoed those sentiments after his top-ranked Seminoles salvaged the series with their only win in the finale at Doug Kingsmore Stadium in 2012.

"That was one of the biggest wins of the year for us. I don't care what anyone says...this is the toughest place that I have had to play a baseball game in all of my years of coaching."

Doug Kingsmore Stadium has seen steady improvement since its first season in 1970 and is now one of the top facilities in the country. Evidence of its high rating among facilities across the nation has been demonstrated in recent years, when Doug Kingsmore Stadium was named as a site for a regional and/or a super regional in 1994, 1995, 1996, 1998, 2000, 2001, 2002, 2005, 2006, 2009, 2010, 2011, 2016, 2017, 2018 and 2022.

The renovations began during the summer of 2002, which has kept Clemson's ballpark among the country's best. The stadium has a brick façade that surrounds every entrance. A green roof that covers much more of the stands and a press box that is twice as large adds to the comfort of fans attending the game and the

2023 ATTENDANCE LEADERS

Rk	School	Dates	Total	Avg.
1.	LSU	40	447,527	11,188
2.	Mississippi State	30	332,838	11,095
3.	Ole Miss	32	323,047	10,095
4.	Arkansas	38	370,940	9762
5.	South Carolina	36	256,075	7113
6.	Texas	36	242,264	6730
7.	Florida	42	259,236	6172
8.	Texas A&M	35	195,183	5577
9.	Southern Mississippi	33	175,740	5325
10.	Nebraska	22	112,571	5117
11.	Oklahoma State	32	162,378	5074
12.	Clemson	35	157,814	4509
13.	Florida State	30	134,340	4478
14.	East Carolina	34	149,652	4402
15.	Tennessee	38	166,045	4370

media covering it. The press box, which is accessible by elevator, includes four large booths for broadcasting and a separate media center that accommodates up to 18 media members.

There is also a patio area outside the press box that is above the existing stands along the first and third-base lines. The area is used for receptions and other events throughout the year.

Two ticket booths, concession stands with an adjoining picnic area and enlarged restrooms make the facility easily accessible and fan-friendly. A grand stairway leading from the McFadden Building parking lot to the stadium's main entrance is an added feature from a convenience and aesthetic aspect.

The players also realize improvements, as four batting cages were constructed and recently enclosed with a pitching lab beyond the right-field fence. The dugouts were almost doubled in length and width.

Prior to the 2008 season, new lights were installed, then a practice facility with field turf was built behind the batting cages in 2009. Additional chairback seats were also added behind the right-field fence.

Before the 2010 season, the Thomas F. Chapman Grandstands were built behind the left-field fence, adding 1,000 seats. Chapman, who was a two-time All-ACC pitcher at Clemson (1963-65), gave \$2 million

RECORD VS. OPPONENTS AT DOUG KINGSMORE STADIUM

Opponent ^(First-Last Game)	W-L	Win %	Furman ⁽¹⁹⁸³⁻²⁰⁾	35-5	.875	Mississippi State ⁽²⁰⁰⁰⁻⁰⁶⁾	3-0	1.000	Tennessee ⁽¹⁹⁸¹⁻²³⁾	12-3	.800
Alabama ⁽¹⁹⁸³⁻¹⁰⁾	5-4	.556	Gardner-Webb ⁽¹⁹⁷⁵⁻¹⁹⁾	10-0	1.000	Morehead State ⁽¹⁹⁹⁷⁻¹⁸⁾	6-0	1.000	Tennessee Tech ⁽²⁰⁰³⁻¹⁹⁾	6-0	1.000
App State ⁽¹⁹⁷³⁻¹⁴⁾	17-2	.895	George Mason ⁽¹⁹⁹⁵⁻⁰⁷⁾	8-1	.889	Navy ⁽¹⁹⁹⁵⁾	1-0	1.000	The Citadel ⁽¹⁹⁸²⁻¹⁹⁾	14-2	.875
Arkansas ⁽²⁰⁰²⁾	2-1	.667	George Washington ⁽¹⁹⁷⁰⁾	1-0	1.000	NC State⁽¹⁹⁷⁰⁻²²⁾	47-24	.662	Toledo ⁽¹⁹⁷⁶⁻⁷⁷⁾	5-3	.625
Auburn ⁽¹⁹⁸⁷⁻⁰⁴⁾	10-5	.667	Georgia ⁽¹⁹⁷⁰⁻²³⁾	38-18	.679	Nevada ⁽²⁰¹⁷⁾	2-1	.667	UAB ⁽²⁰¹²⁾	2-1	.667
Austin Peay ⁽²⁰¹⁸⁾	2-1	.667	Georgia Regents ⁽¹⁹⁸⁴⁻⁹¹⁾	2-0	1.000	New Hampshire ⁽¹⁹⁹⁴⁾	1-0	1.000	UC Irvine ⁽²⁰⁰⁵⁾	3-0	1.000
Ball State ⁽¹⁹⁸⁴⁾	1-2	.333	Georgia Southern ⁽¹⁹⁷¹⁻¹⁵⁾	30-12	.714	New York Tech ⁽²⁰⁰¹⁾	3-0	1.000	UCF ⁽²⁰⁰⁴⁻²³⁾	1-5	.167
Belmont Abbey ⁽¹⁹⁷⁰⁻⁷¹⁾	3-0	1.000	Georgia State ⁽²⁰²¹⁻²³⁾	4-1	.800	Newberry ⁽¹⁹⁷⁷⁾	0-1	.000	UConn ⁽²⁰¹¹⁾	0-2	.000
Binghamton ⁽²⁰²³⁾	3-0	1.000	Georgia Tech⁽¹⁹⁷⁰⁻²²⁾	44-19	.698	North Carolina ⁽¹⁹⁷⁰⁻²³⁾	45-18	.714	UNC Asheville ⁽¹⁹⁹⁸⁻⁰⁹⁾	4-0	1.000
Boston College⁽²⁰⁰⁷⁻²²⁾	22-5	.815	Hartford ⁽²⁰²²⁾	3-0	1.000	North Carolina A&T ⁽²⁰⁰⁵⁾	1-0	1.000	UNC Greensboro⁽²⁰⁰⁸⁻¹⁷⁾	4-0	1.000
California ⁽¹⁹⁹⁷⁾	1-2	.333	High Point ⁽¹⁹⁷⁶⁻¹⁴⁾	9-0	1.000	Northeastern ⁽²⁰²²⁾	2-1	.667	UNCW ⁽¹⁹⁷⁶⁻⁰⁹⁾	21-3	.875
Campbell ⁽¹⁹⁸²⁻⁹⁰⁾	3-1	.750	Holy Cross ⁽²⁰¹²⁾	1-0	1.000	Notre Dame ⁽¹⁹⁹⁴⁻²³⁾	8-8	.500	UNLV ⁽²⁰⁰⁰⁻¹⁴⁾	3-1	.750
Central Michigan ⁽¹⁹⁷³⁾	0-1	.000	Howard ⁽¹⁹⁷⁸⁻⁸²⁾	10-0	1.000	Ohio ⁽¹⁹⁷⁰⁻⁰¹⁾	14-7	.667	USC Aiken ⁽¹⁹⁸⁵⁾	1-0	1.000
Charleston Southern ⁽¹⁹⁷⁶⁻¹⁸⁾	17-1	.944	Illinois ⁽¹⁹⁸⁶⁻⁰⁰⁾	3-0	1.000	Ohio State ⁽¹⁹⁸⁰⁻⁸⁸⁾	9-3	.750	USC Upstate⁽²⁰⁰⁹⁻²³⁾	6-1	.857
Charlotte⁽¹⁹⁸⁵⁻²³⁾	10-3	.769	Indiana ⁽²⁰²²⁾	3-0	1.000	Oklahoma State ⁽²⁰⁰⁹⁻¹⁶⁾	2-3	.400	Valdosta State ⁽¹⁹⁸⁷⁾	2-0	1.000
Cincinnati ⁽²⁰¹¹⁻²¹⁾	4-0	1.000	Jacksonville ⁽¹⁹⁹⁵⁾	1-0	1.000	Old Dominion ⁽¹⁹⁸³⁻⁰³⁾	27-5	.844	Vanderbilt ⁽¹⁹⁸⁶⁻¹⁸⁾	2-5	.286
Coastal Carolina⁽¹⁹⁸⁸⁻²³⁾	35-7	.833	James Madison ⁽¹⁹⁷⁶⁻¹⁶⁾	20-0	1.000	Oral Roberts ⁽²⁰⁰⁵⁻⁰⁶⁾	3-0	1.000	Vermont ⁽¹⁹⁷⁰⁾	1-0	1.000
College of Charleston ⁽²⁰⁰¹⁻²³⁾	18-4	.818	Kansas ⁽²⁰⁰⁶⁾	2-1	.667	Pacific ⁽²⁰⁰⁷⁾	3-0	1.000	Virginia ⁽¹⁹⁷⁰⁻²¹⁾	44-16	.733
Columbus ⁽¹⁹⁹¹⁾	2-0	1.000	Kansas State⁽¹⁹⁹⁹⁾	3-0	1.000	Pittsburgh⁽²⁰¹⁶⁾	2-1	.667	Virginia Tech ⁽¹⁹⁸⁰⁻²¹⁾	23-3	.885
Davidson ⁽¹⁹⁸⁶⁻¹¹⁾	3-0	1.000	Kennesaw State⁽²⁰¹⁸⁻²³⁾	2-0	1.000	Presbyterian⁽²⁰⁰⁹⁻²³⁾	10-3	.769	VMI ⁽²⁰¹⁹⁾	3-0	1.000
Dayton ⁽²⁰¹⁰⁾	1-0	1.000	Kentucky ⁽¹⁹⁸⁵⁻⁹⁷⁾	4-1	.800	Purdue ⁽²⁰⁰²⁾	3-0	1.000	Wake Forest ⁽¹⁹⁷⁰⁻²³⁾	60-15	.800
DBU ⁽²⁰¹⁸⁾	3-0	1.000	Lewis ⁽¹⁹⁷⁷⁻⁷⁸⁾	6-0	1.000	Richmond ⁽²⁰⁰¹⁾	2-1	.667	West Virginia ⁽¹⁹⁷²⁻¹⁵⁾	7-2	.778
Duke ⁽¹⁹⁷⁰⁻²³⁾	50-15	.769	Liberty ⁽¹⁹⁸⁸⁻²⁰⁾	5-3	.625	Rider ⁽¹⁹⁷⁰⁾	2-0	1.000	Western Carolina ⁽¹⁹⁷⁴⁻¹⁸⁾	46-5	.902
East Carolina ⁽¹⁹⁷⁹⁻⁰²⁾	9-2	.818	Lipscomb ⁽²⁰²³⁾	1-0	1.000	Sacred Heart ⁽²⁰¹¹⁾	1-0	1.000	Western Michigan ⁽¹⁹⁷³⁾	1-1	.500
East Tennessee State ⁽¹⁹⁷¹⁻²³⁾	20-5	.800	Louisville ⁽¹⁹⁷⁰⁻²³⁾	15-6	.714	Saint John's ⁽¹⁹⁷⁵⁻¹⁸⁾	2-0	1.000	Wichita State ⁽¹⁹⁸¹⁾	0-1	.000
Eastern Kentucky ⁽¹⁹⁹²⁾	2-0	1.000	Maine ⁽¹⁹⁹⁶⁻¹⁶⁾	20-2	.909	Seton Hall ⁽¹⁹⁸⁹⁻⁰¹⁾	5-0	1.000	William & Mary ⁽²⁰⁰⁰⁻¹⁸⁾	8-1	.889
Eastern Michigan ⁽²⁰¹¹⁻¹⁴⁾	4-2	.667	Maryland ⁽¹⁹⁷⁰⁻¹³⁾	57-4	.934	Siena ⁽¹⁹⁹⁶⁾	2-0	1.000	Winthrop⁽¹⁹⁸¹⁻²³⁾	21-6	.778
Elon ⁽²⁰⁰⁰⁻¹⁷⁾	16-6	.727	Marshall ⁽¹⁹⁷⁵⁻⁹⁰⁾	15-1	.938	South Alabama ⁽¹⁹⁸⁷⁻¹⁹⁾	6-4	.600	Wofford ⁽¹⁹⁹⁹⁻²²⁾	15-0	1.000
Erskine ⁽¹⁹⁷⁷⁻⁸⁴⁾	4-0	1.000	Memphis ⁽²⁰⁰⁷⁾	2-1	.667	South Carolina⁽¹⁹⁷⁰⁻²³⁾	56-29	.659	Wright State ⁽²⁰¹⁰⁻¹⁷⁾	7-2	.778
FIU ⁽¹⁹⁸⁵⁾	1-1	.500	Mercer ⁽¹⁹⁷⁴⁻⁰⁸⁾	9-1	.900	South Florida ⁽¹⁹⁹⁶⁾	1-2	.333	Yale ⁽²⁰¹⁷⁾	2-0	1.000
Florida Atlantic ⁽¹⁹⁹⁸⁾	1-1	.500	Miami (Fla.) ⁽¹⁹⁸⁹⁻²²⁾	13-14	.481	Southern California ⁽¹⁹⁹⁸⁾	0-1	.000	Totals	1293-373	.776
Florida Gulf Coast ⁽²⁰¹⁰⁾	3-1	.750	Miami (Ohio) ⁽²⁰¹⁰⁾	1-0	1.000	Stetson ⁽¹⁹⁹⁸⁾	3-0	1.000	Note: Bold denotes 2024 opponent scheduled to play at Doug Kingsmore Stadium.		
Florida State⁽¹⁹⁷¹⁻²²⁾	35-20	.636	Michigan State ⁽²⁰⁰⁹⁾	1-0	1.000	Stony Brook ⁽²⁰²⁰⁾	3-0	1.000			
Francis Marion ⁽¹⁹⁷⁶⁻⁸⁶⁾	4-1	.800	Middle Tennessee ⁽²⁰⁰⁰⁾	2-0	1.000	Tampa ⁽¹⁹⁹²⁾	3-0	1.000			

DOUG KINGSMORE STADIUM

to Clemson University, \$1 million of which went to the grandstands.

Before the 2013 season, chairback seats were added in the main grandstand, replacing the bleacher seats. The videoboard was upgraded as well. After the 2013 season, the playing surfaced was re-leveled and an upgraded drainage system was installed that can handle multiple inches of rain per hour without pooling of water. Home plate was moved out 10 feet, creating more space behind home plate and shorter distances to the outfield fence.

In 2015, the stadium continued with upgrades, including a new three-story building behind the first-base dugout. It houses a state-of-the-art clubhouse, coaches offices and a player lounge among other amenities. Premium seating was also added behind home plate. In 2016, a berm was created behind the third-base stands and is a favorite among young Tiger fans.

Prior to the 2020 season, the hitting facility was renovated to include state-of-the-art electronics as well as make it fully enclosed for use throughout the winter. Prior to 2023, a sleep/recovery room was created on the second floor and a new videoboard was installed.

The stadium is located in the middle of Clemson's athletic facilities. It is across the street from Littlejohn

Coliseum, home of Tiger basketball, and Memorial Stadium, home of Clemson football. It is also located between Jervey Athletic Center, home of the administration, and McWhorter Stadium, home of Tiger softball.

Doug Kingsmore Stadium has over 4,500 permanent seats, but is capable of holding 6,272 fans thanks to a hill area down the left-field line that is popular with the Clemson student-body. The stadium attendance record was set on March 6, 2022, when 6,636 fans saw Clemson defeat South Carolina 5-2 and finish the series sweep.

The park features a terrace in the outfield adjacent to the fence, similar to the old Crosley Field in Cincinnati, Ohio, which ironically was torn down the year Doug Kingsmore Stadium was built. Bill Wilhelm, Clemson's longtime coach who was the skipper when the field was built, liked the look and practicality of a field with grass all the way around the outfield instead of gravel or dirt.

Former MLB catcher Jason Varitek, who played at Georgia Tech in the 1990s, said Doug Kingsmore Stadium was his favorite venue to play at.

"They had rowdy fans. And the fans are right on the action. They were closer to the on-deck circle than we were."

THE TIGERS HAVE WON 74 PERCENT OF THEIR ACC REGULAR-SEASON GAMES AT DOUG KINGSMORE STADIUM.

YEAR-BY-YEAR RECORDS

Year	ACC	Win %	Overall	Win %
1970	10-0	1.000	20-1	.952
1971	6-1	.857	17-6	.739
1972	4-1	.800	12-3	.800
1973	3-1	.750	8-7	.533
1974	6-1	.857	13-3	.813
1975	7-1	.875	18-2	.900
1976	4-0	1.000	15-4	.789
1977	4-0	1.000	23-4	.852
1978	6-0	1.000	24-2	.923
1979	5-0	1.000	17-2	.895
1980	6-2	.750	25-6	.806
1981	7-0	1.000	17-9	.654
1982	7-1	.875	21-7	.750
1983	4-1	.800	16-5	.762
1984	6-2	.750	21-10	.677
1985	5-0	1.000	16-9	.640
1986	6-2	.750	23-7	.767
1987	8-2	.800	30-6	.833
1988	11-0	1.000	30-2	.938
1989	7-1	.875	27-5	.844
1990	8-2	.800	26-5	.839
1991	10-1	.909	31-1	.969
1992	10-2	.833	27-4	.871
1993	4-6	.400	23-8	.742
1994	11-1	.917	28-5	.848
1995	11-1	.917	33-1	.971
1996	9-3	.750	34-8	.810
1997	9-2	.818	28-5	.848
1998	9-2	.818	33-6	.846
1999	9-3	.750	25-7	.781
2000	10-2	.833	37-5	.881
2001	10-2	.833	27-8	.771
2002	7-5	.583	36-9	.800
2003	9-3	.750	27-6	.818
2004	10-2	.833	23-9	.719
2005	11-4	.733	25-7	.781
2006	15-0	1.000	36-5	.878
2007	9-6	.600	25-11	.694
2008	6-9	.400	18-13	.581
2009	11-4	.733	31-9	.775
2010	12-3	.800	29-9	.763
2011	9-6	.600	28-9	.757
2012	8-7	.533	21-14	.600
2013	10-5	.667	26-9	.743
2014	7-8	.467	22-12	.647
2015	7-7	.500	16-14	.533
2016	10-5	.667	26-9	.743
2017	10-5	.667	29-11	.725
2018	9-6	.600	28-9	.757
2019	8-7	.533	21-12	.636
2020	3-0	1.000	13-2	.867
2021	10-8	.556	17-11	.607
2022	10-5	.667	26-8	.765
2023	9-6	.600	25-12	.676
Totals	432-154	.737	1293-373	.776

CLEMSON VS. ACC AT DOUG KINGSMORE STADIUM

Team	W-L	Win %
Boston College	22-5	.815
Duke	49-15	.766
Florida State	29-16	.644
Georgia Tech	38-17	.691
Louisville	9-6	.600
Maryland	55-4	.932
Miami (Fla.)	10-11	.476
North Carolina	45-18	.714
NC State	44-24	.647
Notre Dame	8-7	.533
Pittsburgh	2-1	.667
South Carolina	2-0	1.000
Virginia	44-16	.733
Virginia Tech	17-1	.944
Wake Forest	58-13	.817
Totals	432-154	.737

Note: Only includes ACC regular-season games; **bold** denotes 2024 ACC opponent at Doug Kingsmore Stadium.

SINGLE-SEASON ATTENDANCE BESTS

Rk	Year	Dates	Total	Avg.
1.	2018	34	169,450	4984
2.	2007	34	163,537	4810
3.	2013	31	147,296	4751
4.	2006	39	184,946	4742
5.	2019	30	142,042	4735

MAJOR LEAGUE TIGERS

JEFF BAKER • INF • 2000-02

Year	Team(s)	AVG	G	AB	R	H	2B	3B	HR	RBI	SB
2005	COL	.211	12	38	6	8	4	0	1	4	0
2006	COL	.368	18	57	13	21	7	2	5	21	2
2007	COL	.222	85	144	17	32	2	2	4	12	0
2008	COL	.268	104	299	55	80	22	1	12	48	4
2009	COL,CHC	.288	81	226	27	65	15	2	4	24	1
2010	CHC	.272	79	206	29	56	13	2	4	21	1
2011	CHC	.269	81	201	20	54	12	1	3	23	0
2012	CHC,DET,ATL	.239	68	153	17	38	10	1	4	21	4
2013	TEX	.279	74	154	21	43	8	0	11	21	1
2014	MIA	.264	90	208	27	55	10	4	3	28	1
2015	MIA	.208	41	72	11	15	3	0	3	8	0
Totals	6	.264	748	1793	244	474	108	15	54	235	14

BRIAN BARNES • LHP • 1986-89

Year	Team(s)	ERA	W-L	G-S	SV	IP	H	ER	BB	SO
1990	MON	2.89	1-1	4-4	0	28.0	25	9	7	23
1991	MON	4.22	5-8	28-27	0	160.0	135	75	84	117
1992	MON	2.97	6-6	21-17	0	100.0	77	33	46	65
1993	MON	4.41	2-6	52-8	3	100.0	105	49	48	60
1994	CLE,LAD	5.89	0-1	11-0	0	18.1	22	12	19	10
Totals	3	3.94	14-22	116-56	3	406.1	364	178	204	275

CHARLIE BARNES • LHP • 2015-17

Year	Team(s)	ERA	W-L	G-S	SV	IP	H	ER	BB	SO
2021	MIN	5.92	0-3	9-8	0	38.0	46	25	16	20

JEREMY BEASLEY • RHP • 2017

Year	Team(s)	ERA	W-L	G-S	SV	IP	H	ER	BB	SO
2020	ARI	0.00	0-0	1-0	0	0.1	2	0	0	1
2021	TOR	7.71	0-1	8-0	0	9.1	7	8	9	13
2022	TOR	4.80	0-0	9-0	0	15.0	14	8	5	19
Totals	2	5.84	0-1	18-0	0	24.2	23	16	14	33

SETH BEER • OF/1B • 2016-18

Year	Team(s)	AVG	G	AB	R	H	2B	3B	HR	RBI	SB
2021	ARI	.444	5	9	4	4	1	0	1	3	0
2022	ARI	.189	38	111	4	21	3	0	1	9	0
Totals	1	.208	43	120	8	25	4	0	2	12	0

KRIS BENSON • RHP • 1994-96

Year	Team(s)	ERA	W-L	G-S	SV	IP	H	ER	BB	SO
1999	PIT	4.07	11-14	31-31	0	196.2	184	89	83	139
2000	PIT	3.85	10-12	32-32	0	217.2	206	93	86	184
2002	PIT	4.70	9-6	25-25	0	130.1	152	68	50	79
2003	PIT	4.97	5-9	18-18	0	105.0	127	58	36	68
2004	PIT,NYM	4.31	12-12	31-31	0	200.1	202	96	61	134
2005	NYM	4.13	10-8	28-28	0	174.1	171	80	49	95

2006	BAL	4.82	11-12	30-30	0	183.0	199	98	58	88
2009	TEX	8.46	1-1	8-2	0	22.1	33	21	12	11
2010	ARI	5.14	1-1	3-3	0	14.0	18	8	6	8
Totals	5	4.42	70-75	206-200	0	1243.2	1292	611	441	806

JASON BERKEN • RHP • 2003,04,06

Year	Team(s)	ERA	W-L	G-S	SV	IP	H	ER	BB	SO
2009	BAL	6.54	6-12	24-24	0	119.2	164	87	44	66
2010	BAL	3.03	3-3	41-0	0	62.1	64	21	19	45
2011	BAL	5.36	1-2	40-0	0	47.0	63	28	21	41
2012	BAL,CHC	5.49	0-3	5-4	0	19.2	29	12	7	11
Totals	2	5.36	10-20	110-28	0	248.2	320	148	91	163

JERRY BROOKS • 3B • 1986-88

Year	Team(s)	AVG	G	AB	R	H	2B	3B	HR	RBI	SB
1993	LAD	.222	9	9	2	2	1	0	1	1	0
1996	FLA	.400	8	5	2	2	0	1	0	3	0
Totals	2	.286	17	14	4	4	1	1	1	4	0

MIKE BROWN • RHP • 1978-80

Year	Team(s)	ERA	W-L	G-S	SV	IP	H	ER	BB	SO
1982	BOS	0.00	1-0	3-0	0	6.0	7	0	1	4
1983	BOS	4.67	6-6	19-18	0	104.0	110	54	43	35
1984	BOS	6.85	1-8	15-11	0	67.0	104	51	19	32
1985	BOS	21.60	0-0	2-1	0	3.1	9	8	3	3
1986	BOS,SEA	5.79	4-6	21-12	0	73.0	91	47	36	41
1987	SEA	54.00	0-0	1-0	0	0.1	3	2	0	0
Totals	2	5.75	12-20	61-42	0	253.2	324	162	102	115

PAUL CAMPBELL • RHP • 2015-17

Year	Team(s)	ERA	W-L	G-S	SV	IP	H	ER	BB	SO
2021	MIA	6.41	2-3	16-1	0	26.2	32	19	10	26

TY CLINE • OF • 1959,60

Year	Team(s)	AVG	G	AB	R	H	2B	3B	HR	RBI	SB
1960	CLE	.308	7	26	2	8	1	1	0	2	0
1961	CLE	.209	12	43	9	9	2	1	0	1	1
1962	CLE	.248	118	375	53	93	15	5	2	28	5
1963	MLN	.236	72	174	17	41	2	1	0	10	2
1964	MLN	.302	101	116	22	35	4	2	1	13	0
1965	MLN	.191	123	220	27	42	5	3	0	10	2
1966	CHC,ATL	.273	49	88	15	24	0	0	0	8	3
1967	ATL,SFG	.254	74	130	18	33	5	5	0	4	2
1968	SFG	.223	116	291	37	65	6	3	1	28	0
1969	MON	.239	101	209	26	50	5	3	2	12	4
1970	MON,CIN	.277	50	65	13	18	7	1	0	8	1
1971	CIN	.196	69	97	12	19	1	0	0	1	2
Totals	6	.238	892	1834	251	437	53	25	6	125	22

CAD COLES • OF • 1904

Year	Team(s)	AVG	G	AB	R	H	2B	3B	HR	RBI	SB
1914	KCP	.253	78	194	17	49	7	3	1	25	6

TYLER COLVIN • OF/1B • 2004-06

Year	Team(s)	AVG	G	AB	R	H	2B	3B	HR	RBI	SB
2009	CHC	.176	6	17	1	3	0	0	0	2	0
2010	CHC	.254	135	358	60	91	18	5	20	56	6
2011	CHC	.150	80	206	17	31	8	3	6	20	0
2012	COL	.290	136	420	62	122	27	10	18	72	7
2013	COL	.160	27	75	8	12	0	0	3	10	0
2014	SFG	.223	57	139	16	31	10	3	2	18	1
Totals	3	.239	441	1215	164	290	63	21	49	178	14

JOHN CURTIS • LHP • 1968

Year	Team(s)	ERA	W-L	G-S	SV	IP	H	ER	BB	SO
1970	BOS	11.57	0-0	1-0	0	2.1	4	3	1	1
1971	BOS	3.12	2-2	5-3	0	26.0	30	9	6	19
1972	BOS	3.73	11-8	26-21	0	154.1	161	64	50	106
1973	BOS	3.58	13-13	35-30	0	221.1	225	88	83	101
1974	STL	3.78	10-14	33-29	1	195.0	199	82	83	89
1975	STL	3.44	8-9	39-18	1	146.2	151	56	65	67
1976	STL	4.50	6-11	37-15	1	134.0	139	67	65	52
1977	SFG	5.49	3-3	43-9	1	77.0	95	47	48	47
1978	SFG	3.71	4-3	46-0	1	63.0	60	26	29	38
1979	SFG	4.18	10-9	27-18	0	120.2	121	56	42	85
1980	SDP	3.51	10-8	30-27	0	187.0	184	73	67	71
1981	SDP	5.13	2-6	28-8	0	66.2	70	38	30	31
1982	SDP,CAL	4.28	8-7	34-18	1	128.1	137	61	49	64
1983	CAL	3.80	1-2	37-3	5	90.0	89	38	40	36
1984	CAL	4.40	1-2	17-0	0	28.2	30	14	11	18
Totals	5	3.96	89-97	438-199	11	1641.0	1695	722	669	825

MARK DAVIDSON • OF • 1982

Year	Team(s)	AVG	G	AB	R	H	2B	3B	HR	RBI	SB
1986	MIN	.118	36	68	5	8	3	0	0	2	2
1987	MIN	.267	102	150	32	40	4	1	1	14	9
1988	MIN	.217	100	106	22	23	7	0	1	10	3
1989	HOU	.200	33	65	7	13	2	1	1	5	1
1990	HOU	.292	57	130	12	38	5	1	1	11	0
1991	HOU	.190	85	142	10	27	6	0	2	15	0
Totals	2	.225	413	661	88	149	27	3	6	57	15

STEVEN DUGGAR • OF • 2013-15

Year	Team(s)	AVG	G	AB	R	H	2B	3B	HR	RBI	SB
2018	SFG	.255	41	141	20	36	11	1	2	17	5
2019	SFG	.234	73	261	26	61	12	2	4	28	1
2020	SFG	.176	21	34	3	6	2	0	0	3	1
2021	SFG	.257	107	268	45	69	14	5	8	35	7

SETH BEER WAS ONE OF A SCHOOL-RECORD 12 FORMER TIGERS IN THE MAJOR LEAGUES IN 2021.



FORMER TIGERS IN MLB BY YEAR

Year	#	1957	1	1980	2	2003	7
1902	1	1958	1	1981	3	2004	5
1909	1	1959	1	1982	5	2005	5
1914	1	1960	3	1983	6	2006	5
1922	1	1961	2	1984	8	2007	3
1923	1	1962	2	1985	8	2008	2
1924	2	1963	2	1986	6	2009	7
1925	1	1964	2	1987	8	2010	6
1926	1	1965	2	1988	6	2011	5
1927	1	1966	2	1989	8	2012	5
1928	2	1967	2	1990	7	2013	5
1929	1	1968	1	1991	6	2014	7
1930	1	1969	1	1992	6	2015	7
1931	1	1970	2	1993	6	2016	7
1932	1	1971	2	1994	4	2017	5
1933	1	1972	1	1995	4	2018	8
1934	1	1973	1	1996	8	2019	6
1935	1	1974	2	1997	6	2020	6
1936	1	1975	2	1998	5	2021	12
1950	1	1976	2	1999	5	2022	8
1952	1	1977	2	2000	8	2023	7
1954	1	1978	2	2001	7		
1956	1	1979	3	2002	5		

MAJOR LEAGUE TIGERS

2022	SFG,TEX,LAA	.153	.29	72	7	11	3	1	0	4	5
Totals	3	.236	271	776	101	183	42	9	14	87	19

CHRIS DWYER • LHP • 2009

Year	Team(s)	ERA	W-L	G-S	SV	IP	H	ER	BB	SO
2013	KCR	0.00	0-0	2-0	0	3.0	2	0	1	2

MIKE FREEMAN • INF • 2008-10

Year	Team(s)	AVG	G	AB	R	H	2B	3B	HR	RBI	SB
2016	ARI,SEA	.227	21	22	1	5	1	0	0	1	0
2017	SEA,LAD,CHC	.100	35	60	6	6	2	0	1	1	0
2018	CHC	----	1	0	0	0	0	0	0	0	0
2019	CLE	.277	75	177	27	49	8	0	4	24	1
2020	CLE	.237	24	38	5	9	3	0	0	3	0
2021	CIN	.186	37	59	6	11	0	0	0	3	1
Totals	6	.225	193	356	45	80	14	0	5	32	2

Year	Team(s)	ERA	W-L	G-S	SV	IP	H	ER	BB	SO
2017	SEA	9.00	0-0	1-0	0	1.0	3	1	0	0
2019	CLE	9.00	0-0	1-0	0	2.0	2	2	0	0
2021	CIN	0.00	0-0	1-0	0	0.1	0	0	0	1
Totals	3	8.10	0-0	3-0	0	3.1	5	3	0	1

RUSTY GERHARDT • LHP • 1969-72

Year	Team(s)	ERA	W-L	G-S	SV	IP	H	ER	BB	SO
1974	SDP	7.07	2-1	23-1	1	35.2	44	28	17	22

DANIEL GOSSETT • RHP • 2012-14

Year	Team(s)	ERA	W-L	G-S	SV	IP	H	ER	BB	SO
2017	OAK	6.11	4-11	18-18	0	91.1	116	62	31	72
2018	OAK	5.18	0-3	5-5	0	24.1	25	14	8	12
Totals	1	5.91	4-14	23-23	0	115.2	141	76	39	84

KHALIL GREENE • SS • 1999-02

Year	Team(s)	AVG	G	AB	R	H	2B	3B	HR	RBI	SB
2003	SDP	.215	20	65	8	14	4	1	2	6	0
2004	SDP	.273	139	484	67	132	31	4	15	65	4
2005	SDP	.250	121	436	51	109	30	2	15	70	5
2006	SDP	.245	121	412	56	101	26	2	15	55	5
2007	SDP	.254	153	611	89	155	44	3	27	97	4
2008	SDP	.213	105	389	30	83	15	2	10	35	5
2009	STL	.200	77	170	21	34	7	0	6	24	2
Totals	2	.245	736	2567	322	628	157	14	90	352	25

BERT HEFFERNAN • C • 1985-88

Year	Team(s)	AVG	G	AB	R	H	2B	3B	HR	RBI	SB
1992	SEA	.091	8	11	0	1	1	0	0	1	0

MIKE HOLTZ • LHP • 1991-94

Year	Team(s)	ERA	W-L	G-S	SV	IP	H	ER	BB	SO
1996	CAL	2.45	3-3	30-0	0	29.1	21	8	19	31
1997	ANA	3.32	3-4	66-0	2	43.1	38	16	15	40
1998	ANA	4.75	2-2	53-0	1	30.1	38	16	15	29
1999	ANA	8.06	2-3	28-0	0	22.1	26	20	15	17
2000	ANA	5.05	3-4	61-0	0	41.0	37	23	18	40
2001	ANA	4.86	1-2	63-0	0	37.0	40	20	15	38
2002	OAK,SDP	5.40	2-2	49-0	0	35.0	42	21	30	26
2006	BOS	16.20	0-0	3-0	0	1.2	3	3	4	2
Totals	4	4.76	16-20	353-0	3	240.0	245	127	131	223

STEVEN JACKSON • RHP • 2001-04

Year	Team(s)	ERA	W-L	G-S	SV	IP	H	ER	BB	SO
2009	PIT	3.14	2-3	40-0	0	43.0	38	15	22	21
2010	PIT	8.74	0-1	11-0	0	11.1	17	11	6	7
Totals	1	4.31	2-4	51-0	0	54.1	55	31	28	28

JIMMY KEY • LHP • 1980-82

Year	Team(s)	ERA	W-L	G-S	SV	IP	H	ER	BB	SO
1984	TOR	4.65	4-5	63-0	10	62.0	70	32	32	44
1985	TOR	3.00	14-6	35-32	0	212.2	188	71	50	85
1986	TOR	3.57	14-11	36-35	0	232.0	222	92	74	141
1987	TOR	2.76	17-8	36-36	0	261.0	210	80	66	161
1988	TOR	3.29	12-5	21-21	0	131.1	127	48	30	65
1989	TOR	3.88	13-14	33-33	0	216.0	226	93	27	118
1990	TOR	4.25	13-7	27-27	0	154.2	169	73	22	88
1991	TOR	3.05	16-12	33-33	0	209.1	207	71	44	125
1992	TOR	3.53	13-13	33-33	0	216.2	205	85	59	117
1993	NYY	3.00	18-6	34-34	0	236.2	219	79	43	173
1994	NYY	3.27	17-4	25-25	0	168.0	177	61	52	97
1995	NYY	5.64	1-2	5-5	0	30.1	40	19	6	14
1996	NYY	4.68	12-11	30-30	0	169.1	171	88	58	116
1997	BAL	3.43	16-10	34-34	0	212.1	210	81	82	141
1998	BAL	4.20	6-3	25-11	0	79.1	77	37	23	53
Totals	3	3.51	186-117	470-389	10	2591.2	2518	1010	668	1538

SPENCER KIEBOOM • C • 2010-12

Year	Team(s)	AVG	G	AB	R	H	2B	3B	HR	RBI	SB
2016	WSN	----	1	0	1	0	0	0	0	0	0
2018	WSN	.232	52	125	16	29	5	0	2	13	0
Totals	1	.232	53	125	17	29	5	0	2	13	0

BILLY KOCH • RHP • 1994-96

Year	Team(s)	ERA	W-L	G-S	SV	IP	H	ER	BB	SO
1999	TOR	3.39	0-5	56-30	31	63.2	55	24	30	57
2000	TOR	2.63	9-3	68-0	33	78.2	78	23	18	60
2001	TOR	4.80	2-5	69-0	36	69.1	69	37	33	55
2002	OAK	3.27	11-4	84-0	44	93.2	73	34	46	93
2003	CHW	5.77	5-5	55-10	11	53.0	59	34	28	42
2004	CHW,FLA	4.41	2-3	47-0	8	49.0	45	24	36	50
Totals	4	3.89	29-25	379-0	163	407.1	379	176	191	357

BRODY KOERNER • RHP • 2013-15

Year	Team(s)	ERA	W-L	G-S	SV	IP	H	ER	BB	SO
2021	NYY	3.00	0-0	2-0	0	3.0	2	1	2	1

BRIAN KOWITZ • OF • 1988-90

Year	Team(s)	AVG	G	AB	R	H	2B	3B	HR	RBI	SB
1995	ATL	.167	10	24	3	4	1	0	0	3	0

JOE LANDRUM • RHP • 1946,47

Year	Team(s)	ERA	W-L	G-S	SV	IP	H	ER	BB	SO
1950	BRO	8.10	0-0	7-0	1	6.2	12	6	1	5
1952	BRO	5.21	1-3	9-5	0	38.0	46	22	10	17
Totals	1	5.64	1-3	16-5	1	44.2	58	28	11	22

MATTHEW LECROY • C/1B • 1995-97

Year	Team(s)	AVG	G	AB	R	H	2B	3B	HR	RBI	SB
2000	MIN	.174	56	167	18	29	10	0	5	17	0
2001	MIN	.425	15	40	6	17	5	0	3	12	0
2002	MIN	.260	63	181	19	47	11	1	7	27	0
2003	MIN	.287	107	345	39	99	19	0	17	64	0
2004	MIN	.269	88	264	25	71	14	0	9	39	0
2005	MIN	.260	101	304	33	79	5	0	17	50	0
2006	WSN	.239	39	67	5	16	3	0	2	9	0
2007	MIN	.150	7	20	1	3	1	0	0	0	0
Totals	2	.260	476	1388	146	361	68	1	60	218	0

DOMINIC LEONE • RHP • 2010-12

Year	Team(s)	ERA	W-L	G-S	SV	IP	H	ER	BB	SO
2014	SEA	2.17	8-2	57-0	0	66.1	52	16	25	70
2015	SEA,ARI	8.40	0-5	13-0	0	15.0	19	14	9	9
2016	ARI	6.33	0-1	25-0	0	27.0	45	19	12	23
2017	TOR	2.56	3-0	65-0	1	70.1	51	20	23	81
2018	STL	4.50	1-2	29-0	0	24.0	27	12	8	26
2019	STL	5.53	1-0	40-0	1	40.2	39	25	22	46
2020	CLE	8.38	0-0	12-0	0	9.2	14	9	5	16
2021	SFG	1.51	4-5	57-4	2	53.2	37	9	22	50
2022	SFG	4.01	4-5	55-0	3	49.1	55	22	24	52
2023	NYM,LAA,SEA	4.67	1-3	51-0	1	54.0	49	28	28	54
Totals	8	3.82	22-23	404-4	8	410.0	388	174	178	427

JOHN McMAKIN • LHP • 1900,01

Year	Team(s)	ERA	W-L	G-S	SV	IP	H	ER	BB	SO
1902	BRO	3.09	2-2	4-4	0	32.0	34	11	11	6

NORM McMILLAN • 3B • 1915-17

Year	Team(s)	AVG	G	AB	R	H	2B	3B	HR	RBI	SB
1922	NYU	.256	33	78	7	20	1	2	0	13	4
1923	BOS	.253	131	459	37	116	24	5	0	42	13
1924	SLB	.279	76	201	25	56	12	2	0	27	6
1928	CHC	.220	49	123	11	27	2	2	1	12	0
1929	CHC	.271	124	495	77	134	35	5	5	55	13
Totals	4	.260	413	1356	157	353	74	16	6	149	36

BILLY McMILLON • OF • 1991-93

Year	Team(s)	AVG	G	AB	R	H	2B	3B	HR	RBI	SB
1996	FLA	.216	28	51	4	11	0	0	0	4	0
1997	FLA,PHI	.256	37	90	10	23	5	1	2	14	2
2000	DET	.301	46	123	20	37	7	1	4	24	1
2001	DET,OAK	.217	40	92	7	20	8	1	1	14	1
2003	OAK	.268	66	153	15	41	11	0	6	26	0
2004	OAK	.185	52	92	10	17	4	0	3	11	0
Totals	4	.248	269	601	66	149	35	3	16	93	4

MAJOR LEAGUE TIGERS

SPENCER STRIDER LED THE MAJORS IN WINS AND STRIKEOUTS IN 2023.



VET SITTON • RHP • 1904-05												
Year	Team(s)	ERA	W-L	G-S	SV	IP	H	ER	BB	SO		
1909	CLE	2.88	3-2	14-5	0	50.0	50	16	16	16		

BRIAN SNYDER • LHP • 1977-79												
Year	Team(s)	ERA	W-L	G-S	SV	IP	H	ER	BB	SO		
1985	SEA	6.37	1-2	15-6	1	35.1	44	25	19	23		
1989	OAK	27.00	0-0	2-0	0	0.2	2	2	2	1		
Totals	2	6.75	1-2	17-6	1	36.0	46	27	21	24		

BILL SPIERS • INF • 1985-87												
Year	Team(s)	AVG	G	AB	R	H	2B	3B	HR	RBI	SB	
1989	MIL	.255	114	345	44	88	9	3	4	33	10	
1990	MIL	.242	112	363	44	88	15	3	2	36	11	
1991	MIL	.283	133	414	71	117	13	6	8	54	14	
1992	MIL	.313	12	16	2	5	2	0	0	2	1	
1993	MIL	.238	113	340	43	81	8	4	2	36	9	
1994	MIL	.252	73	214	27	54	10	1	0	17	7	
1995	NYM	.208	63	72	5	15	2	1	0	11	0	
1996	HOU	.252	122	218	27	55	10	1	6	26	7	
1997	HOU	.320	132	291	51	93	27	4	4	48	10	
1998	HOU	.273	123	384	66	105	27	4	4	43	11	
1999	HOU	.288	127	393	56	113	18	5	4	39	10	
2000	HOU	.301	124	355	41	107	17	3	3	43	7	
2001	HOU	.333	4	3	0	1	0	0	0	0	0	
Totals	3	.271	1252	3408	477	922	158	35	37	388	97	

CARSON SPIERS • RHP • 2017-20												
Year	Team(s)	ERA	W-L	G-S	SV	IP	H	ER	BB	SO		
2023	CIN	6.92	0-1	4-2	1	13.0	18	10	7	12		

HAROLD STOWE • LHP • 1957-59												
Year	Team(s)	ERA	W-L	G-S	SV	IP	H	ER	BB	SO		
1960	NYN	9.00	0-0	1-0	0	1.0	0	1	1	1	0	

SPENCER STRIDER • RHP • 2018,20												
Year	Team(s)	ERA	W-L	G-S	SV	IP	H	ER	BB	SO		
2021	ATL	3.86	1-0	2-0	0	2.1	2	1	1	0		
2022	ATL	2.67	11-5	31-20	0	131.2	86	39	45	202		
2023	ATL	3.86	20-5	32-32	0	186.2	146	80	58	281		
Totals	1	3.37	32-10	65-52	0	320.2	234	120	104	483		

TIM TEUFEL • INF • 1979,80												
Year	Team(s)	AVG	G	AB	R	H	2B	3B	HR	RBI	SB	
1983	MIN	.308	21	78	11	24	7	1	3	6	0	
1984	MIN	.262	157	568	76	149	30	3	14	61	4	
1985	MIN	.260	138	434	58	113	24	3	10	50	4	
1986	NYM	.247	93	279	35	69	20	1	4	31	1	
1987	NYM	.308	97	299	55	92	29	0	14	61	3	
1988	NYM	.234	90	273	35	64	20	0	4	31	0	
1989	NYM	.256	83	219	27	56	7	2	2	15	1	
1990	NYM	.246	80	175	28	43	11	0	10	24	0	
1991	NYM,SDP	.217	117	341	41	74	16	0	12	44	9	
1992	SDP	.224	101	246	23	55	10	0	6	25	2	
1993	SDP	.250	96	200	26	50	11	2	7	31	2	
Totals	3	.254	1073	3112	415	789	185	12	86	379	23	

KEN VINING • LHP • 1994-96												
Year	Team(s)	ERA	W-L	G-S	SV	IP	H	ER	BB	SO		
2001	CHW	17.55	0-0	8-0	0	6.2	15	13	7	3		

DENNY WALLING • 1B/3B • 1975												
Year	Team(s)	AVG	G	AB	R	H	2B	3B	HR	RBI	SB	
1975	OAK	.125	6	8	0	1	1	0	0	2	0	

1976	OAK	.273	3	11	1	3	0	0	0	0	0	
1977	HOU	.286	6	21	1	6	0	1	0	6	0	
1978	HOU	.251	120	247	30	62	11	3	3	36	9	
1979	HOU	.327	82	147	21	48	8	4	3	31	3	
1980	HOU	.299	100	284	30	85	6	5	3	29	4	
1981	HOU	.234	65	158	23	37	6	0	5	23	2	
1982	HOU	.205	85	146	22	30	4	1	1	14	4	
1983	HOU	.296	100	135	24	40	5	3	3	19	2	
1984	HOU	.281	87	249	37	70	11	5	3	31	7	
1985	HOU	.270	119	345	44	93	20	1	7	45	5	
1986	HOU	.312	130	382	54	119	23	1	13	58	1	
1987	HOU	.283	110	325	45	92	21	4	5	33	5	
1988	HOU,STL	.239	84	234	22	56	13	2	1	21	2	
1989	STL	.304	69	79	9	24	7	0	1	11	0	
1990	STL	.220	78	127	7	28	5	0	1	19	0	
1991	TEX	.091	24	44	1	4	1	0	0	2	0	
1992	HOU	.333	3	3	1	1	0	0	0	0	0	
Totals	4	.271	1271	2945	372	799	142	30	49	380	44	

MARK WATSON • LHP • 1994,95												
Year	Team(s)	ERA	W-L	G-S	SV	IP	H	ER	BB	SO		
2000	CLE	8.53	0-1	6-0	0	6.1	12	6	2	4		
2002	SEA	18.00	1-0	3-0	0	4.0	8	8	4	1		
2003	CIN	4.50	0-0	2-0	0	2.0	2	0	1	1	2	
Totals	3	10.95	1-1	11-0	0	12.1	22	15	7	7		

ELI WHITE • OF/INF • 2014-16												
Year	Team(s)	AVG	G	AB	R	H	2B	3B	HR	RBI	SB	
2020	TEX	.188	19	48	5	9	2	0	0	3	1	
2021	TEX	.177	64	198	26	35	6	1	6	15	4	
2022	TEX	.200	47	105	16	21	2	0	3	10	12	
2023	ATL	.071	6	14	1	1	0	0	0	0	0	
Totals	2	.181	136	365	48	66	10	1	9	28	17	

MATT WHITE • LHP • 1996-98												
Year	Team(s)	ERA	W-L	G-S	SV	IP	H	ER	BB	SO		
2003	BOS,SEA	22.24	0-1	6-0	0	5.2	13	14	5	0		
2005	WSN	9.00	0-1	1-1	0	4.0	4	4	3	3		
Totals	3	16.76	0-2	7-1	0	9.2	17	18	8	3		

STEVE WILKERSON • INF • 2011-14												
Year	Team(s)	AVG	G	AB	R	H	2B	3B	HR	RBI	SB	
2018	BAL	.174	16	46	2	8	3	0	0	3	1	
2019	BAL	.225	117	329	41	74	18	2	10	35	3	
2021	BAL	.167	30	72	5	12	3	0	0	2	2	
Totals	1	.210	163	447	48	94	24	2	10	40	6	

Year	Team(s)	ERA	W-L	G-S	SV	IP	H	ER	BB	SO		
2019	BAL	6.75	0-0	4-0	1	5.1	6	4	0	1		
2021	BAL	9.00	0-0	1-0	0	1.0	2	1	0	0		
Totals	1	7.11	0-0	5-0	1	6.1	8	5	0	1		

KEITH WILLIAMS • OF • 1991-93												
Year	Team(s)	AVG	G	AB	R	H	2B	3B	HR	RBI	SB	
1996	SFG	.250	9	20	0	5	0	0	0	0	0	0

WESTON WILSON • OF/INF • 2014-16												
Year	Team(s)	AVG	G	AB	R	H	2B	3B	HR	RBI	SB	
2023	PHI	.313	8	16	5	5	0	0	1	2	3	

SCOTT WINCHESTER • RHP • 1993-95												
Year	Team(s)	ERA	W-L	G-S	SV	IP	H	ER	BB	SO		
1997	CIN	6.00	0-0	5-0	0	6.0	9	4	2	3		
1998	CIN	5.81	3-6	16-16	0	79.0	101	51	27	40		

MAJOR LEAGUE BESTS

SEASONS		
Rk	Player	Years
1.	Denny Walling	1975-92
2.	John Curtis	1970-84
	Jimmy Key	1984-98
4.	Billy O'Dell	1954,56-67
	Bill Spiers	1989-01

CAREER HITS		
Rk	Player	Years (Seasons)
1.	Bill Spiers	1989-01 (13)
2.	Denny Walling	1975-92 (18)
3.	Tim Teufel	1983-93 (11)
4.	Brad Miller	2013-23 (11)
5.	Khalil Greene	2003-09 (7)

CAREER HOME RUNS		
Rk	Player	Years (Seasons)
1.	Brad Miller	2013-23 (11)
2.	Khalil Greene	2003-09 (7)
3.	Tim Teufel	1983-93 (11)
4.	Bill Schroeder	1983-90 (8)
5.	Matthew LeCroy	2000-07 (8)

CAREER WINS			
Rk	Player	Years (Seasons)	Wins
1.	Jimmy Key	1984-98 (15)	186
2.	Flint Rhem	1924-28,30-36 (12)	105
	Billy O'Dell	1954,56-67 (13)	105
4.	John Curtis	1970-84 (15)	89
5.	Kris Benson	1999,00,02-06,09,10 (9)	70

HISTORY & RECORDS

CHAMPIONSHIP TRADITION

Clemson has made 12 appearances in the College World Series and has won 18 NCAA regional championships. The tradition dates to 1947, when Clemson advanced to the Final Eight of the NCAA Tournament before losing to Yale and a first baseman named George Bush.

Clemson has won an ACC regular-season title 22 times, more than any other ACC school. The Tigers have won 16 ACC titles, also more than any other school. The program has the most ACC Tournament titles (11) in history as well.

CLEMSON HAS ADVANCED TO THE COLLEGE WORLD SERIES 12 TIMES, INCLUDING IN 2010.

TIGER TITLES

ACC REGULAR-SEASON TITLES (22)

Year	ACC	Overall
1954	8-4	14-10
1958	12-3	22-8
1959	11-5	24-8
1967	11-2	29-9
1973	10-2	24-16
1974	10-1	23-15
1975	10-2	33-10
1976	10-2	36-15
1977	9-1	42-10
1978	10-2	39-14
1979	10-1	40-15
1981	10-4	34-24
1982	10-2	37-22
1984	12-2	38-17
1985	9-4	36-30-1
1988	18-2	54-14
1991	18-3	60-10
1992	19-5	50-14
1994	20-4	57-18
1995	20-4	54-14
2006	24-6	53-16
2018	22-8	47-16

ACC TOURNAMENT TITLES (11)

Year	ACCT	Overall
1976	3-0	36-15
1978	3-0	39-14
1980	4-0	38-21
1981	5-1	34-24
1989	5-0	50-20
1991	5-0	60-10
1993	5-1	45-20
1994	4-1	57-18
2006	4-1	53-16
2016	4-0	44-20
2023	4-0	44-19

NCAA REGIONAL TITLES (18)

Year	Regional	Overall
1947	3-1	24-5
1958	4-1	22-8
1959	3-0	24-8
1976	3-0	36-15
1977	3-1	42-10
1980	3-0	38-21
1991	4-0	60-10
1995	4-0	54-14
1996	4-0	51-17
1999	4-1	42-27
2000	3-0	51-18
2001	3-0	41-22
2002	3-0	54-17
2005	3-0	43-23
2006	3-0	53-16
2007	3-0	41-23
2009	4-1	44-22
2010	3-1	45-25

NCAA SUPER REGIONAL TITLES (4)

Year	SR	Overall
2000	2-0	51-18
2002	2-1	54-17
2006	2-0	53-16
2010	2-1	45-25

CWS APPEARANCES (12)

Year	CWS	Overall
1958	1-2	22-8
1959	1-2	24-8
1976	1-2	36-15
1977	1-2	42-10
1980	0-2	38-21
1991	0-2	60-10
1995	0-2	54-14
1996	2-2	51-17
2000	1-2	51-18
2002	2-2	54-17
2006	1-2	53-16
2010	2-2	45-25

TEAM RECORDS

BATTING

AT-BATS

Inning:	22	vs. NC State, 4-6-1979 (9th)
Game:	73	vs. Fordham, 5-26-1988
Both Teams:	135	vs. Fordham, 5-26-1988 (Clemson 70, Fordham 65)
Season:	2,639	1994

HITS

Inning:	12	at NC State, 4-6-1979 (9th)
	12	vs. Maryland, 3-21-1998 (3rd)
Game:	29	vs. Auburn, 5-8-1982
Both Teams:	48	vs. Auburn, 5-8-1982 (Clemson 29, Auburn 19)
Season:	874	1991

DOUBLES

Game:	10	vs. Coastal Carolina, 2-18-1989
Both Teams:	12	vs. Auburn, 5-8-1982 (Clemson 7, Auburn 5)
Season:	189	1991

TRIPLES

Game:	5	vs. Duke, 4-6-1986
Both Teams:	7	vs. Howard, 4-8-1978 (Clemson 4, Howard 3)
Season:	39	1986

HOME RUNS

Inning:	5	vs. South Carolina, 5-8-1962 (6th)
Game:	8	vs. South Carolina, 5-8-1962
Both Teams:	11	vs. South Carolina, 5-8-1962 (Clemson 8, South Carolina 3)
	11	vs. Vanderbilt, 6-3-2018 (Vanderbilt 9, Clemson 2)
	11	vs. Louisville, 5-25-2021 (Louisville 7, Clemson 4)
Season:	112	2002

GRAND SLAMS

Game:	2	vs. South Carolina, 3-7-2010
Season:	8	2010

RBIs

Game:	37	at NC State, 4-6-1979
Both Teams:	52	vs. South Carolina, 4-23-1997 (South Carolina 36, Clemson 16)
Season:	622	1991

BATTING AVERAGE

Game:	.523	vs. Georgia Southern, 3-12-2002 (23-for-44)
	.523	vs. Davidson, 5-17-2011 (23-for-44)
Season:	.341	1991 (874-for-2562)

TOTAL BASES

Game:	56	vs. South Carolina, 5-8-1962 (12 1B, 6 2B, 8 HR)
Both Teams:	94	vs. South Carolina, 5-8-1962 (22 1B, 11 2B, 2 3B, 11 HR)
Season:	1,462	1991

RUNS

Inning:	19	vs. Maryland, 3-21-1998 (3rd)
Game:	41	at NC State, 4-6-1979
Both Teams:	54	vs. South Carolina, 4-23-1997 (South Carolina 38, Clemson 16)
Season:	698	1991

HIGHEST RUN MARGIN

Game:	+32	at NC State, 4-6-1979 (41-9)
Season:	+385	1991 (698-313)
Per Game:	+5.5	1991

LOWEST RUN MARGIN

Game:	-23	at Georgia, 4-4-1939 (4-27)
Season:	-70	1956 (102-172)
Per Game:	-3.5	1956

STOLEN BASES

Game:	12	vs. The Citadel, 4-21-1950
Season:	188	1988
Per Game:	2.8	1978

WINNING STREAKS

OVERALL

Rk	WS	First Opponent	Score	Date	Ended By	Score	Date
1.	26	Columbus ⁽¹⁾	12-2	2-26-1977	South Carolina	1-2	3-28-1977
2.	25	UT Arlington	18-0	2-18-1995	South Carolina	2-4	3-28-1995
3.	21	Ohio State ⁽²⁾	4-3	3-26-1988	South Carolina	7-11	4-23-1988
4.	17	Eastern Kentucky ⁽¹⁾	7-0	2-16-1992	Maryland	9-10	3-15-1992
	17	Boston College ⁽²⁾	4-1	4-22-2006	+ Georgia Tech ⁽¹⁾	7-8	5-27-2006
	17	Boston College	6-3	4-29-2023	Tennessee	5-6	6-3-2023
7.	15	Charlotte	23-6	2-24-1988	% Brigham Young	2-9	3-15-1988
	15	Maine	7-3	2-23-1996	Duke ⁽¹⁾	4-7	3-16-1996
	15	^ Georgia Tech	11-5	5-26-2021	Northeastern	3-5	3-13-2022
10.	14	Seton Hall	7-5	3-28-1989	Maryland ⁽¹⁾	4-5	4-16-1989
	14	Winthrop	5-4	3-4-2003	Western Carolina	5-9	3-25-2003

+ - Jacksonville, Fla.; % - Fresno, Calif.; ^ - Charlotte, N.C.

HOME

Rk	WS	First Opponent	Score	Date	Ended By	Score	Date
1.	26	Campbell	8-4	5-10-1990	Georgia Tech	6-11	4-28-1991
2.	25	Florida State	3-0	5-4-1996	South Carolina	3-11	4-2-1997
3.	21	UNCW	10-6	3-27-1976	South Carolina	1-2	3-28-1977
	21	Duke	17-4	5-5-1991	Maryland	9-10	3-15-1992

PITCHING

INNINGS PITCHED

Game:	19.1	vs. Georgia, 4-16-2019
Season:	689.0	1994

HITS ALLOWED

Game:	0	vs. many
Season:	93	1953
Per 9 IP:	5.62	1953 (93 H, 149.0 IP)

RUNS ALLOWED

Game:	0	vs. many
Season:	51	2020
Per Game:	2.71	1967

EARNED RUNS ALLOWED

Game:	0	vs. many
Season:	39	1953
Per Game:	2.05	1967

STRIKEOUTS

Game:	24	vs. Georgia, 4-16-2019
Season:	663	1996
Per 9 IP:	10.85	2020

WALKS ALLOWED

Game:	0	vs. many
Season:	58	1957
Per 9 IP:	2.26	2017

FIELDING

ERRORS

Game:	12	vs. Georgia, 4-6-1946
Both Teams:	18	vs. Georgia, 4-6-1946
Season:	135	1985

FIELDING PERCENTAGE

Game:	1.000	vs. many
Season:	.977	2023 (53 errors, 2,315 chances)

DOUBLE PLAYS

Game:	6	vs. New Orleans, 5-21-1989
	6	vs. Georgia, 4-5-1995
Both Teams:	8	vs. UNCW, 2-27-1988 (Clemson 4, UNCW 4)
Season:	81	1995
	81	2010

TRIPLE PLAYS

Game:	1	vs. many
Season:	1	1955, 1971, 1995

MISCELLANEOUS SINGLE-SEASON RECORDS

Games:	75	1994
Consecutive Games Scoring a Run:	232	4-24-1984 to 5-4-1986
Wins:	60	1991
Consecutive Wins:	26	1977
Winning Percentage:	85.7	1991 (60-10)
Slugging Percentage:	.571	1991 (1,462 TB, 2,562 AB)
Runners Left on Base:	610	1999
Complete Games:	27	1976
Pitching Shutouts:	11	1977
ERA:	2.16	1967 (78 ER, 335.0 IP)
Strikeout-to-Walk Ratio:	3.93	2017 (562 K, 143 BB)
Saves:	26	2002



**BENJAMIN BLACKWELL
COMMITTED ONLY
NINE ERRORS AS THE
EVERYDAY STARTER AT
SHORTSTOP IN 2023. HE
WAS A BIG REASON THE
TIGERS SET A SCHOOL
RECORD FOR FIELDING
PERCENTAGE (.977) IN
THE 2023 SEASON.**

INDIVIDUAL RECORDS

BATTING

GAMES

Season:	75	Seth Brizek, 1994
	75	Mike Hampton, 1994
	75	Shane Monahan, 1994
Career:	272	Khalil Greene, 1999-02

AT-BATS

Game:	9	Tony Masone at NC State, 4-6-1979
	9	Bert Heffernan vs. Fordham, 5-26-1988
	9	Grayson Byrd vs. Georgia, 4-16-2019
Season:	330	Shane Monahan, 1994
	1,069	Khalil Greene, 1999-02

HITS

Inning:	3	Robert Bonnette at NC State (9th), 4-7-1979
	6	Joey Taylor vs. South Carolina, 5-8-1962
	6	Neil Simons vs. Georgia, 2-27-1980
Game:	6	Greg Guin at Georgia, 4-8-1981
	6	Bob Paulling vs. Georgia Tech, 4-17-1983
	6	Bert Heffernan vs. Auburn, 3-25-1987
Season:	6	Jerry Brooks vs. Charlotte, 2-24-1988
	6	Chad Phillips vs. Maryland, 3-15-1992
	6	Brad McCann vs. College of Charleston, 5-12-2004
Consecutive:	9	Bob Paulling vs. Georgia Tech (6) & Virginia (3), 4-17,20-1983
Hitting Streak:	41	Rusty Adkins, 1965,66
Season:	137	Shane Monahan, 1994
Career:	403	Khalil Greene, 1999-02

DOUBLES

Game:	3	Joey Taylor vs. South Carolina, 5-8-1962
	3	Pat Fitzsimmons vs. Wake Forest, 4-26-1975
	3	Dave Caldwell vs. Arizona State, 6-10-1977
Season:	3	Tim Teufel vs. Western Carolina, 2-28-1980
	3	Bert Heffernan vs. Auburn, 3-25-1987
	3	Mike Couture at Coastal Carolina, 2-18-1989
Game:	3	Mike Lockhart vs. Davidson, 4-3-1989
	3	Khalil Greene at Arkansas, 5-29-1999
	3	Khalil Greene at North Carolina, 4-1-2000
Season:	3	Russell Triplett at Old Dominion, 3-20-2001
	3	Khalil Greene vs. South Carolina, 3-3-2002
	3	Tyler Colvin vs. Florida State, 5-3-2004
Game:	3	Tyler Colvin at NC State, 4-24-2005
	3	Taylor Harbin vs. Miami (Fla.), 5-21-2005
	3	Marquez Smith vs. Florida State, 5-12-2006
Season:	3	Richie Shaffer vs. Holy Cross, 3-7-2012
	3	Reed Rohlman vs. Florida State, 5-16-2015
	33	Khalil Greene, 2002
Career:	95	Khalil Greene, 1999-02

TRIPLES

Game:	2	many
Season:	11	Bill Spiers, 1987
Career:	21	Shane Monahan, 1993-95

HOME RUNS

Inning:	2	Brooks Shumake vs. Maryland (1st), 4-15-1982
	2	Chuck Baldwin vs. Maryland (1st), 3-27-1986
	2	Kyle Frank at Maryland (2nd), 4-20-2003
Game:	2	Wilson Boyd vs. Mercer (3rd), 2-24-2008
	2	Logan Davidson vs. Notre Dame (4th), 5-23-2018
	2	Ray Mathews vs. Furman, 5-1-1950
Season:	3	Bill Barnett vs. Furman, 4-22-1953
	3	Jack McCall vs. Georgia Tech, 4-14-1964
	3	Denny Walling at Wake Forest, 4-19-1975
Game:	3	Neil Simons at NC State, 4-7-1979
	3	Bob Paulling at Georgia, 4-6-1983
	3	Steve Baucom at Charlotte, 3-31-1987
Season:	3	Chuck Baldwin at Maryland, 5-5-1987
	3	Shane Monahan at NC State, 4-11-1993
	3	Jeff Baker vs. Winthrop, 4-3-2002
Game:	3	Taylor Harbin at NC State, 4-23-2005
	3	Kyle Parker at Wake Forest, 3-9-2008 ⁽²⁾
	3	John Hinson vs. USC Upstate, 4-21-2010
Season:	3	Grayson Byrd vs. Charleston Southern, 3-13-2018
	3	Caden Grice vs. Louisville, 4-20-2021
	3	Matthew LeCroy, 4-7 to 4-13, 1996
Consecutive Games:	5	Michael Johnson, 5-18 to 6-1, 2001
	5	Khalil Greene, 3-12 to 3-17, 2002
	5	Max Wagner, 4-17 to 4-23, 2022
Season:	27	Khalil Greene, 2002
Game:	27	Max Wagner, 2022
	59	Jeff Baker, 2000-02
	59	Andy D'Alessio, 2004-07

HITTING HOME RUN FROM BOTH SIDES OF THE PLATE

Inning:	1	Logan Davidson vs. Notre Dame (4th), 5-23-2018
Game:	1	Logan Davidson vs. Pittsburgh, 5-17-2018
Season:	1	Logan Davidson vs. Notre Dame, 5-23-2018
	2	Logan Davidson, 2018
	2	Logan Davidson, 2017-19

GRAND SLAMS

Game:	1	many
Series:	2	Chris Williams vs. Miami (Fla.), 4-13,14-2018
Season:	3	Caden Grice, 2023
Career:	5	Seth Beer, 2016-18

EXTRA BASE HITS

Game:	5	Joey Taylor vs. South Carolina, 5-8-1962 (3 2B, 2 HR)
Season:	61	Khalil Greene, 2002 (33 2B, 1 3B, 27 HR)
Career:	154	Khalil Greene, 1999-02 (95 2B, 7 3B, 52 HR)

RBIs

Game:	10	Ray Mathews vs. Furman, 5-1-1950
	10	Neil Simons at NC State, 4-7-1979
	10	Jerry Brooks vs. Charlotte, 2-24-1988
Season:	91	Khalil Greene, 2002
Career:	276	Khalil Greene, 1999-02

BATTING AVERAGE

Season:	.485	Dude Buchanan, 1941 (33 H, 68 AB) (min. 50 AB)
	.470	Khalil Greene, 2002 (134 H, 285 AB) (min. 100 AB)
	.470	Khalil Greene, 2002 (134 H, 285 AB) (min. 150 AB)
Career:	.421	Denny Walling, 1975 (59 H, 140 AB) (min. 100 AB)
	.402	Dude Buchanan, 1939-41 (74 H, 184 AB) (min. 150 AB)
	.394	Shane Monahan, 1993-95 (337 H, 856 AB) (min. 500 AB)
Game:	.394	Shane Monahan, 1993-95 (337 H, 856 AB) (min. 700 AB)

SLUGGING PERCENTAGE

Season:	.877	Khalil Greene, 2002 (250 TB, 285 AB) (min. 50 AB)
	.877	Khalil Greene, 2002 (250 TB, 285 AB) (min. 100 AB)
	.877	Khalil Greene, 2002 (250 TB, 285 AB) (min. 150 AB)
Career:	.807	Denny Walling, 1975 (113 TB, 140 AB) (min. 100 AB)
	.668	Tim Teufel, 1979,80 (244 TB, 365 AB) (min. 300 AB)
	.648	Seth Beer, 2016-18 (419 TB, 647 AB) (min. 500 AB)

TOTAL BASES

Game:	16	Taylor Harbin at NC State, 4-23-2005 (1 1B, 1 3B, 3 HR)
Season:	250	Khalil Greene, 2002 (73 1B, 33 2B, 1 3B, 27 HR)
Career:	668	Khalil Greene, 1999-02 (249 1B, 95 2B, 7 3B, 52 HR)

RUNS

Game:	7	Dave Buffamoyer at NC State, 4-6-1979
Season:	97	Shane Monahan, 1994
Career:	285	Bert Heffernan, 1982-85

STOLEN BASES

Game:	5	Fred Knoebel vs. Furman, 4-26-1950
	5	Mike Couture vs. NC State, 5-6-1989
	47	Henry Threadgill, 1989
Season:	47	Kevin Northrup, 1992
	85	Henry Threadgill, 1986-89
	85	Mike Couture, 1987-90

SACRIFICE BUNTS

Game:	2	many
Season:	21	Brad Chalk, 2006
Career:	40	Brad Chalk, 2005-07

SACRIFICE FLIES

Game:	2	many
Season:	11	Keith Williams, 1993
Career:	20	Matthew LeCroy, 1995-97
	20	Khalil Greene, 1999-02

HIT-BY-PITCH

Game:	3	Khalil Greene vs. New York Tech, 3-30-2001
	3	Bo Majkowski vs. Boston College, 5-21-2019
	21	Khalil Greene, 2001
Season:	21	Khalil Greene, 2001
Career:	58	Khalil Greene, 1999-02

WALKS

Game:	5	many
Season:	64	Jason Harris, 1999
	64	Henri Stanley, 1999
	64	Seth Beer, 2017
Career:	207	Bert Heffernan, 1985-88

WALKS PER AT-BAT

Season:	1/2.93	Brian Ellis, 1998
Career:	1/3.59	Seth Beer, 2016-18

PITCHING

GAMES

Season:	33	Scott Winchester, 1995
	33	Nick Glaser, 2000
	33	Daniel Moskos, 2006
Career:	33	Alex Frederick, 2010
	98	Matt Additon, 1997-00

STARTS

Season:	19	Brian Barnes, 1988
	19	Brian Barnes, 1989
	19	Jason Dawsey, 1995
Career:	19	Kris Benson, 1996
	19	Ryan Mottl, 2000
	19	Steve Reba, 2002
Game:	19	Casey Harman, 2010
	68	Ryan Mottl, 1997-00

COMPLETE GAMES

Season:	11	Chuck Porter, 1976
Career:	26	Rusty Gerhardt, 1969-72

SHUTOUTS

Season:	4	Ron Musselman, 1976
Career:	4	Kris Benson, 1996
	6	Ron Musselman, 1976,77

WINS

Season:	16	Brian Barnes, 1989
Consecutive:	15	Kris Benson, 1995-96
	12	Chuck Porter, 1976
	12	Ron Musselman, 1977
Game:	12	Jason Angel, 1991
	44	Brian Barnes, 1986-89

WINNING PERCENTAGE

Season:	100.0	Chuck Porter, 1976 (12-0)
Career:	94.4	Mike Kimbrell, 1988-91 (17-1)

INNINGS PITCHED

Game:	16.0	Chuck Porter vs. Virginia, 4-19-1974 ⁽¹⁾
Season:	156.0	Kris Benson, 1996
Career:	475.1	Brian Barnes, 1986-89

ERA

Season:	0.59	Scott Winchester, 1995 (3 ER, 45.2 IP)
Career:	1.51	Billy O'Dell, 1952-54 (37 ER, 219.2 IP)

STRIKEOUTS

Game:	21	Flint Rhem vs. Furman, 4-30-1923
	21	Billy O'Dell vs. South Carolina, 4-4-1952
	20	Joe Hazle at The Citadel, 4-18-1947
Season:	18	Billy O'Dell vs. Furman, 4-23-1952
	18	Brian Barnes vs. App State, 3-6-1988
	18	Brian Barnes vs. Old Dominion, 3-7-1989
Game:	17	Harold Stowe vs. Florida, 6-9-1958
	17	Damon Vincent vs. Wake Forest, 5-14-1962
	17	Brian Barnes vs. South Carolina, 3-31-1989
Season:	17	Brian Barnes vs. Wake Forest, 3-19-1989
	17	Kris Benson vs. Virginia Tech, 3-10-1996
	208	Brian Barnes, 1989
Career:	513	Brian Barnes, 1986-89

STRIKEOUTS PER NINE INNINGS PITCHED

Game:	21.0	Billy O'Dell vs. South Carolina, 4-4-1952
Season:	13.4	Billy O'Dell, 1953 (108 K, 72.1 IP)
Career:	12.3	Billy O'Dell, 1952-54 (300 K, 219.2 IP)

STRIKEOUT-TO-WALK RATIO

Season:	38.00	Mat Clark, 2021 (38 K, 1 BB)
Career:	4.83	Alex Eubanks, 2016,17 (174 K, 36 BB)

HITS PER NINE INNINGS PITCHED

Season:	3.11	Billy O'Dell, 1953 (25 H, 72.1 IP)
Career:	5.29	Billy O'Dell, 1952-54 (129 H, 219.2 IP)

WALKS PER NINE INNINGS PITCHED

Season:	0.23	Mat Clark, 2021 (1 BB, 40.0 IP)
Career:	1.69	Nick Hoffmann, 2020-23 (26 BB, 138.1 IP)

SAVES

Season:	15	Nick Glaser, 2000
Career:	34	Scott Winchester, 1993-95

BATTERS FACED

Season:	606	Kris Benson, 1996
Career:	2,052	Brian Barnes, 1986-89

YEARLY BATTING & FIELDING STATS

Year	W-L-T	G	AB	R	H	2B	3B	7	8	TB	RBI	SH	SF	HP	SB	BB	SO	BA	Sig%	PO	A	E	DP	Fld %
1939	10-7-0	17	539	85	140	20	7	8	198	52	---	---	---	18	---	---	---	.259	.367	445	185	45	9	.933
1940	11-2-2	15	499	141	139	14	13	5	194	---	---	---	---	16	---	---	---	.279	.389	401	177	56	8	.912
1941	10-6-0	16	598	139	173	27	8	16	264	107	---	---	---	21	---	---	---	.289	.441	417	180	45	11	.930
1942	8-8-0	16	611	130	190	21	7	9	252	---	---	---	---	31	71	62	---	.311	.412	439	157	63	11	.904
1943	12-3-0	15	512	168	168	22	11	14	254	---	---	---	---	50	---	---	---	.328	.496	397	165	46	8	.924
1944	----- No Team -----																							
1945	7-5-0	12	402	81	83	9	3	4	110	---	---	---	---	15	61	67	---	.206	.274	295	127	38	4	.917
1946	12-5-0	17	639	125	166	23	9	5	222	85	---	---	---	15	79	90	---	.260	.347	476	235	65	5	.916
1947	24-5-0	29	975	244	252	48	11	15	367	157	---	---	---	40	155	123	---	.258	.376	---	---	78	---	---
1948	14-12-1	27	968	148	241	33	9	20	352	114	---	---	---	51	72	144	---	.249	.364	---	---	79	---	---
1949	11-12-0	23	895	180	276	47	13	27	430	155	---	---	---	24	---	---	---	.308	.480	---	---	65	---	---
1950	20-11-0	31	1162	277	340	45	13	32	507	235	---	---	---	92	---	---	---	.293	.436	---	---	83	---	---
1951	16-6-0	22	758	177	215	33	9	15	311	116	---	---	---	75	98	60	---	.284	.410	---	---	57	---	---
1952	10-12-0	22	669	145	191	37	5	16	286	133	2	---	---	8	92	83	---	.286	.428	---	---	75	---	---
1953	11-6-0	17	583	111	153	30	6	13	234	94	10	---	---	6	15	56	98	.263	.401	440	161	57	5	.913
1954	14-10-0	24	824	155	210	23	12	25	332	130	14	---	---	10	38	126	121	.255	.403	624	231	66	13	.928
1955	7-11-0	18	627	100	176	28	6	13	255	80	5	---	---	8	9	75	101	.281	.407	464	189	66	10	.908
1956	4-14-0	18	625	104	152	13	8	19	238	93	11	---	---	8	---	---	---	.243	.381	478	178	68	7	.897
1957	6-12-0	18	602	70	131	15	5	5	173	57	3	1	---	5	68	109	---	.216	.287	465	183	48	---	.931
1958	22-8-0	30	1057	211	289	47	10	13	395	181	18	12	---	18	133	170	---	.273	.374	795	313	71	18	.940
1959	24-8-0	32	1107	223	302	38	22	17	435	184	12	15	12	45	191	173	---	.273	.393	860	308	70	21	.940
1960	11-10-1	22	786	152	228	32	15	20	350	132	6	11	14	23	111	107	---	.290	.445	583	262	55	28	.939
1961	12-11-0	23	793	182	230	40	8	16	334	161	4	14	17	11	154	154	---	.290	.421	577	245	50	17	.943
1962	17-8-0	25	905	215	282	42	7	49	458	182	6	7	8	21	130	141	---	.313	.508	645	321	43	29	.957
1963	15-11-0	26	953	185	269	34	14	22	397	160	8	9	8	27	140	143	---	.282	.417	694	271	57	29	.944
1964	13-13-0	26	903	174	251	34	15	26	393	151	6	11	15	13	126	170	---	.278	.435	692	306	48	12	.954
1965	18-10-2	30	1028	190	298	51	16	26	459	166	8	15	9	24	122	166	---	.289	.446	771	295	62	22	.945
1966	20-7-2	29	1048	264	336	49	18	35	526	230	2	15	13	36	159	169	---	.321	.502	764	309	47	30	.958
1967	29-9-0	38	1269	206	335	55	17	20	484	178	7	14	14	42	168	224	---	.264	.381	1005	387	55	35	.962
1968	27-14-0	41	1243	189	291	39	15	21	423	158	7	8	24	24	169	255	---	.234	.340	976	433	76	33	.949
1969	27-17-2	46	1495	332	427	60	25	43	666	275	8	17	11	44	256	277	---	.286	.455	1104	428	90	43	.945
1970	32-16-0	48	1447	243	364	54	31	21	543	197	22	16	28	47	214	251	---	.252	.371	1145	456	81	29	.952
1971	27-14-0	41	1357	199	343	52	20	18	489	168	11	11	15	30	201	275	---	.253	.360	1068	399	84	21	.946
1972	19-14-0	33	1079	161	282	42	14	17	403	140	15	5	21	19	141	214	---	.261	.374	827	346	55	20	.955
1973	24-16-0	40	1254	200	325	46	14	29	486	180	12	11	15	20	160	175	---	.259	.388	987	397	68	31	.953
1974	23-15-0	38	1355	254	393	72	16	26	575	228	10	18	18	31	203	163	---	.290	.424	1018	480	87	45	.945
1975	33-10-0	43	1422	306	405	75	14	32	604	257	6	21	16	88	226	209	---	.285	.425	1095	417	61	32	.961
1976	36-15-0	51	1802	327	496	79	28	39	748	288	16	27	32	50	267	240	---	.275	.415	1394	602	68	68	.967
1977	42-10-0	52	1776	403	548	99	22	43	820	345	20	24	15	75	307	222	---	.309	.462	1340	583	66	60	.967
1978	39-14-0	53	1699	378	504	93	23	43	772	320	29	12	10	143	294	217	---	.297	.454	1300	561	84	30	.957
1979	40-15-0	55	1906	457	586	104	20	82	976	412	20	22	11	102	293	233	---	.307	.512	1415	552	104	31	.950
1980	38-21-0	59	1996	384	581	104	19	46	861	348	13	17	23	117	287	196	---	.291	.431	1540	688	106	49	.955
1981	34-24-0	58	2098	405	601	129	18	57	937	365	11	28	12	73	290	325	---	.287	.447	1550	701	107	48	.955
1982	37-22-0	59	2133	482	637	129	18	64	994	415	5	22	16	103	334	302	---	.299	.466	1559	730	101	54	.958
1983	30-20-1	51	1756	331	505	88	14	44	753	294	11	17	17	92	243	294	---	.288	.429	1320	613	85	53	.958
1984	38-17-0	55	1856	384	539	86	20	48	809	342	15	26	21	78	297	331	---	.290	.436	1425	673	90	61	.959
1985	36-30-1	67	2333	469	719	131	25	77	1131	418	15	39	45	114	298	369	---	.308	.485	1704	777	135	60	.948
1986	42-21-0	63	2384	550	771	146	39	80	1235	490	4	32	19	129	323	301	---	.323	.518	1696	780	113	70	.956
1987	54-14-1	69	2408	580	770	140	33	66	1174	516	6	38	29	123	318	337	---	.320	.488	1769	787	96	74	.964
1988	54-14-0	68	2398	564	757	160	24	82	1208	477	3	37	41	188	304	325	---	.316	.504	1795	742	98	65	.963
1989	50-20-0	70	2406	503	679	143	26	57	1046	453	14	38	41	163	397	446	---	.282	.435	1875	702	109	59	.959
1990	43-23-0	66	2287	524	696	120	27	75	1095	459	16	37	42	119	310	379	---	.304	.479	1709	697	99	46	.960
1991	60 -10-0	70	2562	698	874	189	33	111	1462	622	23	46	40	94	382	455	---	.341	.571	1847	790	117	61	.958
1992	50-14-0	64	2240	481	687	135	27	35	981	411	27	27	38	131	303	307	---	.307	.438	1701	717	89	56	.964
1993	45-20-0	65	2302	482	719	143	29	54	1082	419	20	41	49	71	258	355	---	.312	.470	1723	713	113	58	.956
1994	57-18-0	75	2639	514	774	145	27	48	1117	441	28	40	67	115	386	394	---	.293	.423	2067	818	117	60	.961
1995	54-14-0	68	2419	570	767	143	31	75	1197	481	35	31	57	88	344	405	---	.317	.495	1830	751	96	81	.964
1996	51-17-0	68	2320	473	682	145	17	64	1050	427	36	37	54	63	364	452	---	.294	.453	1847	748	95	51	.965
1997	41-23-0	64	2310	565	725	141	11	95	1173	509	18	28	59	51	369	426	---	.314	.508	1705	697	100	56	.960
1998	43-16-0	59	2102	529	686	133	16	64	1043	473	36	30	36	82	388	407	---	.326	.496	1589	703	83	41	.965
1999	42-27-0	69	2436	612	746	169	11	72	1153	550	36	31	47	121	463	507	---	.306	.473	1843	778	100	75	.963
2000	51-18-0	69	2387	516	725	141	28	37	1033	458	47	26	65	112	319	432	---	.304	.433	1852	801	86	62	.969
2001	41-22-0																							

YEARLY PITCHING STATS

Year	W-L-T	Saves	CG	SHO	IP	H	H/9 IP	R	ER	ERA	SO	SO/9 IP	BB	SO/BB
1953	11-6-0	---	7	3	149.0	93	5.62	79	39	2.36	159	9.60	77	2.06
1954	14-10-0	---	14	3	207.0	183	7.96	112	67	2.91	178	7.96	83	2.14
1955	7-11-0	---	9	0	160.0	---	---	---	---	---	113	6.62	75	1.51
1956	4-14-0	---	8	0	163.0	182	10.05	94	94	5.20	97	5.36	113	0.86
1957	6-12-0	---	9	1	155.0	157	9.12	91	75	4.35	91	5.28	58	1.57
1958	22-8-0	---	13	0	265.0	255	8.66	146	109	3.69	223	7.57	130	1.72
1959	24-8-0	---	9	3	286.2	195	6.12	111	76	2.39	276	8.67	122	2.26
1960	11-10-1	---	4	2	194.0	196	9.14	118	85	3.94	116	5.38	84	1.38
1961	12-11-0	---	10	1	192.1	187	8.76	134	100	4.68	129	6.04	126	1.02
1962	17-8-0	---	10	1	215.0	220	9.21	143	111	4.65	140	5.86	123	1.14
1963	15-9-0	---	5	0	231.1	226	8.79	161	113	4.40	181	7.04	138	1.31
1964	13-13-0	---	11	1	230.2	222	8.66	144	98	3.82	159	6.20	109	1.46
1965	18-10-2	---	11	4	257.0	220	7.70	125	88	3.08	238	8.33	131	1.82
1966	20-7-2	---	5	2	254.2	216	7.63	142	107	3.78	203	7.17	157	1.29
1967	29-9-0	---	8	7	335.0	244	6.56	103	78	2.16	268	7.20	135	1.99
1968	27-14-0	---	15	6	325.1	258	6.34	140	89	2.46	238	6.58	131	1.82
1969	27-12-2	---	14	2	368.0	332	8.12	232	176	4.30	293	7.17	227	1.29
1970	36-12-0	---	17	5	381.2	297	7.00	161	120	2.83	288	6.79	197	1.46
1971	27-14-0	---	12	4	356.0	295	7.46	154	117	2.96	307	7.76	142	2.16
1972	19-14-0	---	12	8	275.2	230	7.51	114	89	2.91	184	6.00	126	1.46
1973	24-16-0	8	8	6	329.0	262	7.17	167	126	3.45	242	6.62	168	1.44
1974	23-15-0	4	12	5	339.1	293	7.77	156	111	2.94	183	4.85	166	1.10
1975	33-10-0	13	14	4	365.0	277	6.83	133	100	2.47	253	6.24	183	1.38
1976	36-15-0	9	27	7	464.2	401	7.77	213	163	3.16	303	5.87	177	1.71
1977	42-10-0	13	19	11	446.2	409	8.24	209	166	3.34	309	6.23	210	1.47
1978	39-14-0	10	20	5	433.1	405	8.41	215	166	3.45	307	6.38	166	1.85
1979	40-15-0	10	14	5	471.2	437	8.34	255	184	3.51	353	6.74	203	1.74
1980	38-21-0	12	15	9	513.1	442	7.75	254	197	3.45	340	5.96	219	1.55
1981	34-24-0	9	15	4	516.2	537	9.35	328	265	4.62	255	4.44	237	1.08
1982	37-22-0	10	16	5	519.2	530	9.18	281	220	3.81	284	4.92	219	1.30
1983	30-20-1	11	4	5	440.0	387	7.92	223	170	3.48	251	5.13	221	1.14
1984	38-17-0	9	14	6	475.0	418	7.92	209	158	2.99	289	5.48	192	1.51
1985	36-30-1	10	18	4	567.2	639	10.13	426	329	5.18	337	5.34	317	1.06
1986	42-21-0	12	6	1	565.1	568	9.04	374	300	4.78	299	4.76	317	0.94
1987	54-14-1	16	17	6	589.2	570	8.67	315	248	3.79	399	6.09	290	1.38
1988	54-14-0	19	12	3	598.1	545	8.20	307	246	3.70	489	7.36	261	1.87
1989	50-20-0	17	12	6	625.0	531	7.65	293	224	3.22	626	9.01	297	2.11
1990	43-23-0	10	11	4	569.0	537	8.49	320	260	4.11	480	7.59	267	1.80
1991	60 -10-0	12	9	8	615.2	577	8.43	313	251	3.67	480	7.01	262	1.83
1992	50-14-0	14	6	8	567.1	484	7.68	222	180	2.86	463	7.34	221	2.10
1993	45-20-0	15	4	1	574.1	603	9.45	332	265	4.15	450	7.05	223	2.02
1994	57-18-0	18	3	3	689.0	649	8.48	346	265	3.46	626	8.18	249	2.51
1995	54-14-0	17	4	8	610.0	504	7.43	287	219	3.23	591	8.72	242	2.44
1996	51-17-0	10	12	10	615.2	494	7.22	254	207	3.03	663	9.69	210	3.16
1997	41-23-0	12	5	1	568.1	701	11.10	475	401	6.35	474	7.51	295	1.61
1998	43-16-0	12	2	3	531.0	501	8.49	302	252	4.27	465	7.88	222	2.09
1999	42-27-0	9	1	1	614.1	726	10.64	480	397	5.82	538	7.88	318	1.69
2000	51-18-0	21	3	6	617.1	618	9.01	323	274	3.99	438	6.39	257	1.70
2001	41-22-0	10	3	5	563.2	584	9.34	319	259	4.14	482	7.71	212	2.27
2002	54-17-0	26	1	4	635.2	652	9.23	350	296	4.19	520	7.36	236	2.20
2003	39-22-0	11	1	5	542.0	567	9.42	325	255	4.23	410	6.81	210	1.95
2004	39-26-0	15	1	3	580.1	592	9.18	330	283	4.39	525	8.14	221	2.38
2005	43-23-0	9	6	4	587.2	608	9.31	298	257	3.94	500	7.66	223	2.24
2006	53-16-0	17	2	6	615.0	558	8.17	277	223	3.26	550	8.05	211	2.61
2007	41-23-0	12	1	4	572.1	575	9.04	292	237	3.73	525	8.26	229	2.29
2008	31-27-1	12	2	2	518.1	593	10.30	341	274	4.76	441	7.66	178	2.48
2009	44-22-0	13	1	4	594.1	569	8.62	279	243	3.68	548	8.30	203	2.70
2010	45-25-0	14	1	2	626.0	684	9.83	385	326	4.69	486	6.99	230	2.11
2011	43-20-0	16	1	7	558.1	496	8.00	247	206	3.32	486	7.83	183	2.66
2012	35-28-0	13	0	1	575.1	588	9.20	289	249	3.90	460	7.20	248	1.85
2013	40-22-0	15	1	8	563.0	560	8.95	259	201	3.21	407	6.51	202	2.01
2014	36-25-0	13	4	4	548.0	502	8.24	285	240	3.94	496	8.15	237	2.09
2015	32-29-0	11	1	3	549.0	536	8.79	303	247	4.05	497	8.15	200	2.49
2016	44-20-0	11	2	3	575.0	599	9.38	344	283	4.43	468	7.33	216	2.17
2017	42-21-0	11	3	9	569.2	563	8.89	276	227	3.59	562	8.88	143	3.93
2018	47-16-0	21	0	2	571.2	514	8.09	264	232	3.65	520	8.19	236	2.20
2019	35-26-0	15	0	1	555.1	516	8.36	319	276	4.47	521	8.44	235	2.22
2020^	14-3-0	5	0	4	156.0	122	8.04	51	45	2.60	188	10.85	72	2.61
2021	25-27-0	9	1	1	458.2	481	9.44	295	255	5.00	499	9.79	179	2.79
2022	35-23-0	12	0	3	510.2	503	8.86	320	276	4.86	515	9.08	240	2.15
2023	44-19-0	16	0	0	561.1	531	8.51	307	268	4.30	604	9.68	255	2.37

^ - season suspended March 12 and later canceled due to a coronavirus (COVID-19) pandemic; Note: **Bolded** figure denotes Clemson single-season high (single-season best for ratios).

SEASON BESTS

BATTING

GAMES

Rk	Player	Year	G
1.	Seth Brizek	1994	75
	Mike Hampton	1994	75
	Shane Monahan	1994	75
4.	David Miller	1994	71
	Andy Monin	1994	71
	Khalil Greene	2002	71
	Michael Johnson	2002	71
8.	Kyle Frank	2002	70
	Jeff Schaus	2010	70
10.	Steve Baucom	1987	69
	Mike Couture	1989	69
	Henry Threadgill	1989	69
	Eric Macrina	1991	69
	Khalil Greene	1999	69
	Jason Harris	1999	69
	Henri Stanley	1999	69
	Patrick Boyd	2000	69
	Khalil Greene	2000	69
	Casey Stone	2000	69
	Adrian Casanova	2006	69
	Tyler Colvin	2006	69
	Andy D'Alessio	2006	69
	Herman Demmink	2006	69
	Mike Freeman	2010	69
	Brad Miller	2010	69

AT-BATS

Rk	Player	Year	G	AB
1.	Shane Monahan	1994	75	330
2.	Mike Freeman	2010	69	299
3.	Chuck Baldwin	1986	63	289
4.	David Miller	1994	71	288
5.	Seth Brizek	1994	75	287
	Mike Hampton	1994	75	287
7.	Khalil Greene	2002	71	285
8.	Jerry Brooks	1988	68	284
	Kyle Frank	2002	70	284
	Jeff Schaus	2010	70	284

HITS

Rk	Player	Year	G	Hits
1.	Shane Monahan	1994	75	137
2.	Khalil Greene	2002	71	134
3.	Mike Hampton	1994	75	109
4.	Chuck Baldwin	1986	63	107
5.	Jerry Brooks	1988	68	106
	Shane Monahan	1995	67	106
7.	Gary Burnham	1997	64	104
8.	David Miller	1995	68	103
	Casey Stone	2001	62	103
10.	Brian Kowitz	1990	66	102

MULTIPLE-HIT GAMES

Rk	Player	Year	G	MHG
1.	Shane Monahan	1994	75	46
2.	Khalil Greene	2002	71	42

3.	Chuck Baldwin	1986	63	37
4.	Mike Hampton	1994	75	34
	David Miller	1995	68	34
6.	Shane Monahan	1995	68	33
7.	Khalil Greene	1999	69	31
8.	Jerry Brooks	1988	68	30
	Mike Milchin	1988	68	30
	Brian Kowitz	1990	66	30
	Gary Burnham	1997	64	30
	Patrick Boyd	1999	62	30
	Casey Stone	2001	60	30

SINGLES

Rk	Player	Year	G	1B
1.	Shane Monahan	1994	75	94
2.	Casey Stone	2000	69	82
	Casey Stone	2001	60	82
4.	Mike Hampton	1994	75	73
	Khalil Greene	2002	71	73
6.	David Miller	1994	71	72
	Eric DeMoura	1997	63	72
8.	Brian Kowitz	1990	66	71
	Brad Chalk	2006	68	71
	Cam Cannarella	2023	59	71

DOUBLES

Rk	Player	Year	G	2B
1.	Khalil Greene	2002	71	33
2.	Kurt Bultmann	1997	60	31
3.	Taylor Harbin	2005	66	28
4.	Gary Burnham	1995	66	27
5.	Billy McMillon	1991	65	26
6.	Gary Burnham	1996	68	24
	Khalil Greene	2000	69	24
	Mike Freeman	2010	69	24
9.	Chuck Baldwin	1986	63	23
	Kevin Northrup	1992	64	23
	Shane Monahan	1994	75	23
	Gary Burnham	1997	64	23
	Kurt Bultmann	1999	68	23

TRIPLES

Rk	Player	Year	G	3B
1.	Bill Spiers	1987	64	11
2.	David Miller	1995	68	10
3.	Kevin Northrup	1991	67	9
	Shane Monahan	1994	75	9
5.	Don Russell	1969	46	8
	Dave Caldwell	1976	50	8
	Shawn Satterfield	1992	55	8
	Thomas Brittle	2012	58	8
9.	Rusty Adkins	1967	38	7
	Shane Monahan	1993	65	7
	Ryan Riley	2000	55	7

HOME RUNS

Rk	Player	Year	G	HR
1.	Khalil Greene	2002	71	27
	Max Wagner	2022	58	27
3.	Jeff Baker	2002	68	25

	Michael Johnson	2002	71	25
	Kris Harvey	2005	65	25
6.	Eric Macrina	1991	69	24
	Matthew LeCroy	1997	64	24
8.	Jeff Baker	2001	60	23
	Andy D'Alessio	2006	69	23
10.	Seth Beer	2018	63	22

HOME RUNS PER AT-BAT

Rk	Player	Year	AB	HR	Ratio
1.	Max Wagner	2022	203	27	1/7.5
2.	Doug Kingsmore	1954	89	10	1/8.9
3.	George Sutton	1965	106	11	1/9.6
4.	Matthew LeCroy	1997	237	24	1/9.9
5.	Kris Harvey	2005	249	25	1/10.0
6.	Jeff Baker	2001	233	23	1/10.1
7.	Seth Beer	2018	226	22	1/10.3
8.	Eric Macrina	1990	189	18	1/10.5
9.	Michael Johnson	2002	263	25	1/10.5
10.	Khalil Greene	2002	285	27	1/10.6

Note: Minimum 10 home runs.

EXTRA BASE HITS

Rk	Player	Year	G	EBH
1.	Khalil Greene	2002	71	61
2.	Kurt Bultmann	1997	60	48
3.	Michael Johnson	2002	71	45
4.	Jim McCollom	1985	64	44
5.	Eric Macrina	1991	69	43
	Shane Monahan	1994	75	43
	Max Wagner	2022	58	43
8.	Taylor Harbin	2005	66	42
9.	Keith Williams	1993	65	41
10.	Chuck Baldwin	1986	63	40
	Billy McMillon	1991	65	40
	Gary Burnham	1997	64	40
	Patrick Boyd	1999	62	40
	Tyler Colvin	2006	69	40

RBIs

Rk	Player	Year	G	RBI
1.	Khalil Greene	2002	71	91
2.	Jeff Baker	2002	68	87
	Jeff Schaus	2010	70	87
4.	Andy D'Alessio	2006	69	85
5.	Eric Macrina	1991	69	84
6.	Gary Burnham	1997	64	82
7.	Michael Johnson	2002	71	81
8.	Jerry Brooks	1988	68	80
9.	Keith Williams	1993	65	79
	Matthew LeCroy	1997	64	79

BATTING AVERAGE

Rk	Player	Year	AB	Hits	Avg.
1.	Dude Buchanan	1941	68	33	.485
2.	Khalil Greene	2002	285	134	.470
3.	Homer Coker	1943	52	24	.462
4.	Rusty Adkins	1965	126	56	.444
5.	Johnny Jones	1962	82	36	.439
6.	Hank Sullivan	1943	63	27	.429
7.	Wyman Morris	1953	64	27	.422
8.	Denny Walling	1975	140	59	.421
9.	Shane Monahan	1994	330	137	.415

Note: Minimum 50 at-bats.

SLUGGING PERCENTAGE

Rk	Player	Year	AB	TB	Sig %
1.	Khalil Greene	2002	285	250	.877
2.	Max Wagner	2022	203	173	.852
3.	Dude Buchanan	1941	68	55	.809
4.	Denny Walling	1975	140	113	.807
5.	Billy Amick	2023	167	129	.772
6.	Joey Taylor	1962	64	49	.766
7.	Homer Coker	1943	52	39	.750
8.	Michael Johnson	2002	263	197	.749
9.	Jim McCollom	1985	251	188	.749
10.	Doug Kingsmore	1954	89	66	.742

Note: Minimum 50 at-bats.

TOTAL BASES

Rk	Player	Year	G	TB
1.	Khalil Greene	2002	71	250
2.	Shane Monahan	1994	75	211
3.	Michael Johnson	2002	71	197
4.	Jim McCollom	1985	64	188
5.	Chuck Baldwin	1986	63	180
6.	Jerry Brooks	1988	68	179
	Eric Macrina	1991	69	179
8.	Jeff Baker	2002	68	177

HITTING STREAKS

Rk	Player	HS	Avg	AB	R	H	RBI	Streak Start	Streak End
1.	Rusty Adkins	41	.438	169	49	74	28	4-10-1965	to 5-17-1966
2.	Brian Kowitz	37	.430	142	45	61	43	5-27-1989	to 4-10-1990
3.	Khalil Greene	34	.519	135	48	70	48	4-16-2002	to 6-14-2002
4.	Kyle Wilkie	29	.419	117	25	49	25	⁽¹⁾ 4-14-2018	to 6-3-2018
5.	Tyler Colvin	26	.435	115	27	50	36	4-22-2006	to 6-16-2006
	Seth Beer	26	.452	93	29	42	37	2-20-2016	to 4-8-2016
7.	Will Lamb	25	.379	95	16	36	17	3-27-2011	to ⁽¹⁾ 5-14-2011
8.	Chuck Baldwin	24	.436	101	31	44	30	4-17-1987	to 5-21-1987
	Doug Hogan	24	.394	99	14	39	25	5-11-2007	to 3-8-2008
10.	Mike Milchin	22	.371	89	14	33	19	4-17-1988	to 5-26-1988
	Tim Rigsby	22	.380	97	26	37	27	4-11-1990	to 5-19-1990
	Shane Monahan	22	.534	88	35	47	31	5-28-1994	to 3-19-1995
	Jerome Robinson	22	.425	80	17	34	23	3-8-1996	to 4-7-1996
	Matthew LeCroy	22	.420	81	19	34	26	5-25-1996	to 3-8-1997
	David Slevin	22	.371	97	16	36	20	4-20-2003	to 5-31-2003
	Brad McCann	22	.410	100	17	41	21	4-25-2003	to 2-28-2004
	Thomas Brittle	22	.381	105	23	40	27	4-3-2012	to 5-8-2012
18.	Jeff Miller	21	.353	85	21	30	19	5-9-1991	to 2-29-1992
19.	Jerry Brooks	20	.341	82	22	28	20	3-24-1988	to 5-19-1988
	Khalil Greene	20	.458	83	20	38	25	4-21-2000	to 5-26-2000
	Michael Johnson	20	.436	78	23	34	34	3-1-2002	to 3-30-2002
	Brad Miller	20	.410	83	25	34	22	5-11-2010	to 6-25-2010
	Reed Rohlman	20	.513	78	17	40	19	3-26-2017	to 4-28-2017

SEASON BESTS

CYCLES

CLEMSON

- **Fred Knoebel** at South Carolina on May 5, 1950. Walk in 1st, triple in 2nd, single in 4th, home run in 5th, double in 7th, hit-by-pitch in 8th. Clemson won 14-5.
- **Steve Tucker** at Georgia Tech on Apr. 22, 1975. Double in 1st, on by error in 2nd, triple in 4th, home run in 6th, single in 7th, single in 9th. Clemson won 18-3.
- **Keith Williams** at Furman on Apr. 20, 1993. Home run in 1st, double in 3rd, single in 6th, triple in 9th. Clemson won 17-2.
- **Shane Monahan** at Hawaii Hilo on Mar. 19, 1994. Triple in 1st, single in 2nd, home run in 6th, double in 8th, single in 9th. Clemson won 13-5.
- **Gary Burnham** at UT Arlington on Feb. 18, 1995. Double in 1st, triple in 3rd, walk in 5th, strikeout in 6th, homer in 7th, single in 9th. Clemson won 18-0.

OPPONENTS

- **Dick Steed** of Georgia Tech in Atlanta, Ga. on Apr. 13, 1971. Triple in 1st, double in 2nd, strikeout in 4th, home run in 6th, single in 8th. Georgia Tech won 8-4.
- **Chris Pittaro** of North Carolina in Chapel Hill, N.C. on Mar. 21, 1981. Double in 1st, single in 2nd, home run in 3rd, triple in 6th, groundout to second base in 7th. North Carolina won 10-7.

9. Keith Williams	1993	65	176
Gary Burnham	1997	64	176

RUNS

Rk	Player	Year	G	Runs
1.	Shane Monahan	1994	75	97
2.	Bert Heffernan	1988	68	93
	Khalil Greene	2002	71	93
4.	Brian Kowitz	1990	66	87
5.	Henri Stanley	1999	69	85
	Kyle Parker	2010	67	85
7.	Mike Hampton	1994	75	84
8.	Gary Burnham	1997	64	83
9.	Shane Monahan	1995	67	82
10.	Jim Crowley	1991	68	79
	David Miller	1995	68	79

STOLEN BASES

Rk	Player	Year	G	SB
1.	Henry Threadgill	1989	69	47
	Kevin Northrup	1992	64	47
3.	Mike Hampton	1994	75	39
4.	Bill Spiers	1986	62	35
5.	Randy Mazey	1988	66	34
	Mike Couture	1989	69	34
	Brian Kowitz	1990	66	34
8.	Mike Couture	1988	62	32
	Henry Threadgill	1988	66	32
10.	Billy Weems	1980	59	30
	Brooks Shumake	1983	50	30
	Sam Hall	2019	61	30

SACRIFICE BUNTS

Rk	Player	Year	G	Sac.
1.	Brad Chalk	2006	68	21
2.	Brad Chalk	2005	64	15
3.	Casey Stone	2000	69	14
4.	J.D. Burgess	2007	55	13
5.	Adrian Casanova	2005	66	12
6.	Steve Pyzik	2001	52	11
7.	Jason Stolz	2011	63	10
8.	Doug Livingston	1995	68	9
	Ryan Riley	2001	62	9
	Adrian Casanova	2006	69	9

SACRIFICE FLIES

Rk	Player	Year	G	SF
1.	Keith Williams	1993	65	11
2.	Jim McCollom	1985	64	9
	Matthew LeCroy	1996	67	9
4.	Chuck Baldwin	1986	63	8
	Mike Milchin	1988	66	8
	Jim Crowley	1991	68	8
	Keith Williams	1992	62	8
	Garrett Boulware	2014	61	8
	Steven Duggar	2015	61	8

HIT-BY-PITCH

Rk	Player	Year	G	HBP
1.	Khalil Greene	2001	63	21
2.	Kier Meredith	2021	47	19
3.	Mike Hampton	1994	75	17
	Gary Burnham	1995	66	17
5.	Khalil Greene	2000	69	15
	Seth Beer	2016	62	15
7.	Mike Couture	1988	62	14
	Seth Beer	2017	63	14
9.	Reed Rohlman	2017	62	13
	Seth Beer	2018	63	13
	Caden Grice	2023	59	13

WALKS

Rk	Player	Year	G	BB
1.	Jason Harris	1999	69	64
	Henri Stanley	1999	69	64
	Seth Beer	2017	63	64
4.	Michael Johnson	2003	58	63
	Richie Shaffer	2012	63	63
6.	Bert Heffernan	1988	68	62
	Seth Beer	2016	62	62
8.	Gary Burnham	1996	68	61
9.	Kyle Parker	2010	67	56
10.	Bert Heffernan	1986	61	55
	Mike Couture	1989	69	55

WALKS PER AT-BAT

Rk	Player	Year	AB/BB	Ratio
1.	Brian Ellis	1998	123/42	1/2.93
2.	Michael Johnson	2003	198/63	1/3.14
3.	Doug Hoffman	1959	105/33	1/3.18
4.	Kurt Seibert	1976	160/50	1/3.20
5.	Seth Beer	2016	203/62	1/3.27
6.	Chris Epps	2008	101/30	1/3.37
7.	Steve Nilsson	1978	160/47	1/3.40
8.	Seth Beer	2017	218/64	1/3.41
9.	Johnny Severs	1971	153/44	1/3.48
10.	Gary Burnham	1996	223/61	1/3.66

Note: Minimum 100 at-bats.

STRIKEOUTS PER AT-BAT

Rk	Player	Year	AB/K	Ratio
1.	Rusty Adkins	1965	126/0	0/126.0
2.	Casey Stone	2001	263/9	1/29.2
3.	Randy Bray	1969	167/6	1/27.8
4.	Neil Simons	1980	274/10	1/27.4
5.	Ellis Dantzler	1966	108/4	1/27.0
6.	Jimmy Key	1980	103/4	1/25.8
7.	Pete Ayoub	1963	102/4	1/25.5
8.	Billy Weems	1980	229/10	1/22.9
9.	Greg Guin	1981	204/9	1/22.7
10.	Elmo Lam	1963	103/5	1/20.6

Note: Minimum 100 at-bats.

PITCHING

APPEARANCES

Rk	Player	Year	App.
1.	Scott Winchester	1995	33
	Nick Glaser	2000	33
	Daniel Moskos	2006	33
	Alex Frederick	2010	33
5.	Aaron Jersild	1992	32
6.	Stephen Clyne	2007	31
	Jackson Lindley	2022	31
8.	Andy Taulbee	1993	30
	Matt Vaughn	2008	30
	Carson Spiers	2019	30

STARTS

Rk	Player	Year	Starts
1.	Brian Barnes	1988	19
	Brian Barnes	1989	19
	Jason Dawsey	1995	19
	Kris Benson	1996	19
	Ryan Mottl	2000	19
	Steve Reba	2002	19
	Casey Harman	2010	19
8.	Andy Taulbee	1994	18
	Matt Henrie	2002	18
	Jason Berken	2006	18
	Stephen Faris	2006	18
	David Kopp	2007	18
	Scott Weismann	2010	18

RELIEF APPEARANCES

Rk	Player	Year	RA
1.	Scott Winchester	1995	33
	Nick Glaser	2000	33
	Daniel Moskos	2006	33
4.	Aaron Jersild	1992	32
	Alex Frederick	2010	32
6.	Stephen Clyne	2007	31
	Jackson Lindley	2022	31
8.	Carson Spiers	2019	30
9.	Matt Vaughn	2008	29
	Carson Spiers	2018	29

COMPLETE GAMES

Rk	Player	Year	CG
1.	Chuck Porter	1976	11
2.	Billy O'Dell	1954	9
	George Stone	1985	9
	Brian Barnes	1989	9
5.	Harold Stowe	1958	8
	Rusty Gerhardt	1970	8
	Ron Musselman	1977	8
8.	Dave Van Volkenburg	1969	7
	Steve Cline	1974	7
	Jeff Gilbert	1981	7
	Jimmy Key	1982	7
	Kris Benson	1996	7

SHUTOUTS

Rk	Player	Year	SHO
1.	Ron Musselman	1976	4
	Kris Benson	1996	4
3.	Billy O'Dell	1954	3
	Lindsay Graham	1972	3
	Chuck Porter	1976	3
	Tommy Qualters	1977	3
	Tim Parker	1990	3

WINS

Rk	Player	Year	Wins
1.	Brian Barnes	1989	16
2.	Harold Stowe	1958	14
	Jason Angel	1991	14
	Kris Benson	1996	14
5.	Brian Barnes	1988	13
	Matt Henrie	2002	13
	Steve Reba	2002	13
8.	Chuck Porter	1976	12
	Ron Musselman	1977	12
	Brian Barnes	1987	12
	Chad Phillips	1993	12
	Andy Taulbee	1994	12
	Steve Reba	2001	12
14.	Rusty Gerhardt	1971	11
	Scott Miller	1992	11
	Jason Dawsey	1995	11
17.	Mike Sullivan	1979	10
	Andy Taulbee	1993	10
	Billy Koch	1996	10
	Ken Vining	1996	10
	Ryan Mottl	1997	10
	Ryan Mottl	2000	10
	Daniel Gossett	2013	10
	Matthew Crownover	2015	10
	Pat Krall	2016	10

WINNING PERCENTAGE

Rk	Player	Year	W-L	Win %
1.	Chuck Porter	1976	12-0	100.0
	Mike Kimbrell	1991	11-0	100.0
	Mike Sullivan	1979	10-0	100.0
	Jarrod Schmidt	2000	9-0	100.0
	Josh Cribb	2006	9-0	100.0
	Aaron Jersild	1991	8-0	100.0
	Mike Holtz	1992	8-0	100.0
	Nick Clayton	2023	8-0	100.0
	Len Bradley	1979	7-0	100.0
	Tommy Qualters	1977	6-0	100.0
	Kris Harvey	2004	6-0	100.0
	P.J. Zocchi	2006	6-0	100.0
	Jackson Lindley	2022	6-0	100.0
	Phillip Lowery	1987	5-0	100.0
	Doug Marchal	1987	5-0	100.0
	Jeff Sauve	1995	5-0	100.0
	D.J. Mitchell	2007	5-0	100.0
18.	Scott Miller	1992	11-1	91.7
19.	Bill Parmer	1967	9-1	90.0
	Tyler Jackson	2017	9-1	90.0

Note: Minimum five decisions.

SEASON BESTS

INNINGS PITCHED

Rk	Player	Year	IP
1.	Kris Benson	1996	156.0
2.	Brian Barnes	1989	146.0
3.	Brian Barnes	1988	137.2
4.	Jason Dawsey	1995	129.1
5.	George Stone	1985	127.1
6.	Harold Stowe	1958	126.2
7.	Casey Harman	2010	121.0
8.	Brian Barnes	1987	120.2
9.	Chuck Porter	1976	119.0
10.	Ron Musselman	1977	117.1

ERA

Rk	Player	Year	IP	ER	ERA
1.	Scott Winchester	1995	45.2	3	0.59
2.	Billy O'Dell	1954	91.1	8	0.79
3.	Joe Landrum	1946	104.0	12	1.04
4.	Scott Clackum	1998	40.2	5	1.11
5.	Jay Bevis	1970	40.1	5	1.12
6.	Bill Parmar	1967	71.0	9	1.14
7.	Brian Snyder	1977	60.1	8	1.19
8.	Mike Holtz	1992	57.1	8	1.26
9.	Jerome Santivasci	1989	66.0	10	1.36
10.	Billy O'Dell	1953	72.1	11	1.37

Note: Minimum 40 innings pitched.

STRIKEOUTS

Rk	Player	Year	K
1.	Brian Barnes	1989	208

2.	Kris Benson	1996	204
3.	Billy Koch	1996	152
4.	Brian Barnes	1988	140
5.	Ken Vining	1996	135
6.	Jason Dawsey	1995	133
7.	Harold Stowe	1958	126
8.	Harold Stowe	1959	117
9.	Charlie Barnes	2017	113
10.	Brian Barnes	1987	112

STRIKEOUTS PER NINE INNINGS PITCHED

Rk	Player	Year	K	IP	K/9 IP
1.	Billy O'Dell	1953	108	72.1	13.44
2.	Billy O'Dell	1952	81	56.0	13.02
3.	Brian Barnes	1989	208	146.0	12.82
4.	Spencer Strider	2018	70	51.0	12.35
5.	Billy Koch	1996	152	111.2	12.25
6.	Patrick Hogan	2004	60	44.2	12.09
7.	Mack Anglin	2021	75	56.1	11.98
8.	Kris Benson	1996	204	156.0	11.77
9.	Caden Grice	2023	101	78.0	11.65
10.	Billy Koch	1995	111	87.0	11.48

Note: Minimum 40 innings pitched.

STRIKEOUT-TO-WALK RATIO

Rk	Player	Year	K	BB	K/BB
1.	Mat Clark	2021	38	1	38.00
2.	Nick Hoffmann	2021	40	5	8.00
3.	Kris Benson	1996	204	27	7.56
4.	Alex Eubanks	2017	104	15	6.93

NO-HITTERS

Date	Pitcher(s)	Opponent	Score
4-15-1913	Doc Ezell	Erskine	5-0
4-29-1916	Elmer Long	at VMI	2-0
4-17-1924	Lefty Smith	South Carolina	6-0
3-29-1946	Joe Landrum	Erskine	6-0
5-8-1953	Billy O'Dell	at South Carolina	2-0
5-6-1967	Nelson Gibson	at Georgia Tech	3-0
	Charlie Watson		
4-17-1971	Dave Van Volkenburg	# Florida State⁽¹⁾	11-0
3-16-1973	Lindsay Graham	^ Maryland	3-0
4-17-1976	Ron Musselman	Virginia	9-0
3-17-1977	Brian Snyder	at UNCW	8-0
3-10-1980	Mike Brown	*# UNCW⁽¹⁾	2-0
3-5-1982	Jeff Gilbert	Western Carolina	5-0
3-6-1984	Scott Parrish	# The Citadel⁽²⁾	6-0
3-18-2009	Justin Sarratt	USC Upstate	14-0
	Scott Weismann		
	Kyle Deese		
	Tomas Cruz		
	Matt Vaughn		

* - perfect game; # - seven-inning game; ^ - eight-inning game; Note: Home games in bold.

5.	Tyler Jackson	2017	68	10	6.80
6.	Keyshawn Askew	2021	69	11	6.27
7.	Zack Erwin	2015	92	16	5.75
8.	Casey Harman	2009	89	16	5.56
9.	Joe Landrum	1947	98	18	5.44
10.	Phillip Lowery	1987	37	7	5.29
	Jonathan Meyer	2013	37	7	5.29

Note: Minimum 40 innings pitched.

HITS PER NINE INNINGS PITCHED

Rk	Player	Year	Hits	IP	H/9 IP
1.	Billy O'Dell	1953	25	72.1	3.11
2.	Jay Bevis	1970	17	40.1	3.79
3.	Rusty Gerhardt	1970	47	100.1	4.22
4.	Scott Winchester	1995	23	45.2	4.53
5.	Carson Spiers	2018	22	43.1	4.57
6.	Scott Clackum	1998	21	40.2	4.65
7.	Steve Cline	1973	35	59.1	5.31
8.	Brian Snyder	1977	36	60.1	5.37
9.	Brian Barnes	1989	89	146.0	5.49
10.	Billy O'Dell	1954	56	91.1	5.52

Note: Minimum 40 innings pitched.

WALKS PER NINE INNINGS PITCHED

Rk	Player	Year	BB	IP	BB/9 IP
1.	Mat Clark	2021	1	40.0	0.23
2.	Nick Hoffmann	2021	5	49.1	0.91
3.	Tyler Jackson	2017	10	83.1	1.08
4.	Phillip Lowery	1987	7	53.2	1.17
5.	Justin Sarratt	2008	6	45.2	1.18
6.	Alex Eubanks	2017	15	105.2	1.28
7.	Jonathan Meyer	2013	7	46.2	1.35
	Zack Erwin	2015	16	106.2	1.35
9.	Jimmy Roller	1960	11	71.2	1.38
10.	Kris Benson	1996	27	156.0	1.56

Note: Minimum 40 innings pitched.


SAVES

Rk	Player	Year	Saves
1.	Nick Glaser	2000	15
2.	Scott Winchester	1995	14
3.	Matt Vaughn	2008	11
	Ryley Gilliam	2018	11
	Carson Spiers	2019	11
6.	Scott Winchester	1993	10
	Scott Winchester	1994	10
	Patrick Hogan	2004	10
	Daniel Moskos	2006	10
10.	Scott Clackum	1998	9

BATTERS FACED

Rk	Player	Year	BF
1.	Kris Benson	1996	606
2.	Brian Barnes	1989	602
3.	Brian Barnes	1988	598
4.	George Stone	1984	569
5.	Jason Dawsey	1995	529
6.	Brian Barnes	1987	523
7.	Casey Harman	2010	518
8.	Andy Taulbee	1994	489
9.	Jimmy Key	1982	485
10.	Ron Musselman	1977	483

CADEN GRICE, WHO WAS THE 2023 ACC TOURNAMENT MVP, HAD AN 11.65 STRIKEOUTS-PER-NINE-INNINGS-PITCHED MARK, NINTH HIGHEST IN TIGER HISTORY, IN 2023.



YEARLY LEADERS

BATTING

BATTING AVERAGE

Year	Player, Pos.	BA
1939	Ed Irick, 3B	.358
1940	Francis Coakley, OF	.391
1941	Dude Buchanan, 1B	.485
1942	Charlie Mimms, 3B	.385
1943	Homer Coker, OF	.462
1944	No Team	
1945	H.H. Tyler, 2B	.282
1946	Dewey Quinn, 3B	.365
1947	Lynwood McMakin, 2B	.348
1948	Frank Gillespie, 3B	.338
1949	Ken Culberson, SS	.355
1950	Doug Angley, OF	.381
1951	Ray Mathews, OF	.375
1952	Fred Knoebel, OF	.366
1953	Wyman Morris, 3B	.422
1954	Doug Kingsmore, OF	.371
1955	Lonnie Shealy, 2B	.357
1956	Don Shealy, OF/P	.348
1957	Don Shealy, OF/P	.313
1958	Bailey Hendley, OF/P	.333
1959	Ty Cline, OF/P	.326
1960	Bailey Hendley, OF/P	.364
1961	Pete Ayoub, 2B	.349
1962	Johnny Jones, OF	.439
1963	Mike Bohonak, OF	.349
1964	Stan Ayers, C	.316
1965	Rusty Adkins, OF	*.444
1966	Ellis Dantzler, 1B	.380
1967	Garry Helms, SS	.372
1968	Randy Bray, SS	.329
1969	Calvin Weeks, 2B/OF	.354
1970	Randy Bray, SS	.285
1971	Craig White, OF	.380
1972	Lin Hamilton, C	.318
1973	Craig White, OF	.336
1974	Lin Hamilton, C	.346
1975	Denny Walling, OF	*.421
1976	Steve Tucker, OF	.350
1977	Neil Simons, OF	.376
1978	Billy Weems, OF	.333
1979	Neil Simons, OF	.355
1980	Tim Teufel, 2B	.387
1981	Greg Guin, 1B	.387
1982	Jimmy Key, P/OF	.359
1983	Bob Paulling, 1B	.407
1984	Chuck Baldwin, 2B	.356
1985	Jim McCollom, 1B	.390
1986	Chuck Baldwin, 1B	.370
1987	Mark Biegert, OF	.356
1988	Jerry Brooks, 3B	.373
1989	Henry Threadgill, 2B	.329
1990	Brian Kowitz, OF	.403
1991	Billy McMillon, OF	*.391
1992	Kevin Northrup, OF	.382
1993	Billy McMillon, OF	.377
1994	Shane Monahan, OF	.415
1995	Shane Monahan, OF	.388
1996	Jason Embler, 1B	.357
1997	Gary Burnham, OF	.391
1998	Matt Padgett, OF	.376
1999	Patrick Boyd, OF	.390
2000	Khalil Greene, 3B	.364
2001	Casey Stone, OF	.376
2002	Khalil Greene, SS	*.470
2003	Brad McCann, 3B	.347
2004	Brad McCann, 3B	.379
2005	Brad Chalk, OF	.350
2006	Tyler Colvin, OF	.356
2007	Brad Chalk, OF	.366
2008	Mike Freeman, 2B	.332
2009	Ben Paulsen, 1B	.367
2010	Brad Miller, SS	.357
2011	Brad Miller, SS	*.395
2012	Richie Shaffer, 3B	.336
2013	Shane Kennedy, 3B	.317
2014	Tyler Krieger, SS	.338
2015	Reed Rohlman, OF	.356
2016	Seth Beer, OF	.369
2017	Reed Rohlman, OF	.361
2018	Kyle Wilkie, C	.324
2019	Grayson Byrd, INF/OF	.316
2020*	Kier Meredith, OF	.364
2021	James Parker, SS	.324
2022	Max Wagner, 3B	.369
2023	Billy Amick, 1B	.413

AT-BATS

Year	Player, Pos.	AB
1939	Ed Irick, 3B	67
1940	Francis Coakley, OF	64
1941	Dude Buchanan, 1B	68
1942	Herb Jessen, 1B	71
1943	Frank Gillespie, 1B	61
1944	No Team	
1945	Bull Cagle, OF	49
1946	Dewey Quinn, 3B	85
1947	Homer Coker, OF	122
1948	Ken Culberson, SS	120
1949	Ken Culberson, SS	110
1950	Ken Culberson, SS	137
1951	Dick Hendley, C	93
1952	Roy Coker, 2B	87
1953	Roy Coker, 2B	73
1954	Roy Coker, 2B	105
1955	Lonnie Shealy, 2B	70
1956	Bill Barnett, OF	76
1957	Butch Coker, C	74
1958	Bud Spiers, SS	130
1959	Ty Cline, OF/P	135
1960	Ty Cline, OF	89
	Dave Lynn, C	89
1961	Elmo Lam, SS	91
1962	Elmo Lam, SS	107
1963	Elmo Lam, SS	103
1964	Ben Marsella, 2B	117
1965	Rusty Adkins, OF	*126
1966	Rusty Adkins, 2B	121
1967	Rusty Adkins, 2B	*149
1968	Randy Bray, SS	*146
1969	Randy Bray, SS	*167
1970	Randy Bray, SS	144
1971	Calvin Weeks, SS	*160
1972	Kenny Bagwell, 2B	135
1973	Richard Haynes, 2B	*138
1974	Mike Pulaski, OF	*158
1975	Kurt Seibert, SS	*153
1976	Robert Bonnette, 3B	*207
1977	Robert Bonnette, SS	*216
1978	Tony Masone, OF	186
1979	Tony Masone, OF	*224
1980	Billy Weems, OF	229
1981	Mike Mahoney, OF	*222
1982	Frank Russ, 2B	*237
1983	Bob Paulling, 1B	199
1984	Brooks Shumake, OF	218
1985	Chuck Baldwin, SS	*252
1986	Chuck Baldwin, 1B	*289
1987	Steve Baucom, 3B	*268
1988	Jerry Brooks, 3B	*284
1989	Henry Threadgill, 2B	*283
1990	Brian Kowitz, OF	253
1991	Eric Macrina, DH	260
1992	Kevin Northrup, OF	249
1993	Keith Williams, OF	255
1994	Shane Monahan, OF	*330
1995	Shane Monahan, OF	*273
1996	Paul Galloway, 3B	252
1997	Jason Embler, 1B	*269
1998	Patrick Boyd, OF	241
1999	Khalil Greene, 3B	274
2000	Jeff Baker, SS	275
2001	Casey Stone, OF	274
2002	Khalil Greene, SS	285
2003	Brad McCann, 3B	251
2004	Brad McCann, 3B	253
	Lou Santangelo, C	253
2005	Taylor Harbin, 2B	274
2006	Tyler Colvin, OF	281
2007	Taylor Harbin, SS	253
2008	Wilson Boyd, OF	233
2009	Mike Freeman, 2B	268
2010	Mike Freeman, 2B	*299
2011	John Hinson, 3B	245
2012	Steve Wilkerson, 2B	258
2013	Steven Duggar, OF	250
2014	Tyler Slaton, OF	241
2015	Tyler Krieger, DH	236
	Reed Rohlman, OF	236
2016	Chase Pinder, OF	255
2017	Logan Davidson, SS	241
2018	Logan Davidson, SS	250
2019	Grayson Byrd, INF/OF	250
2020*	Kier Meredith, OF	66
2021	James Parker, SS	210
2022	Caden Grice, OF/1B	225

2023 Cooper Ingle, C/OF 256

RUNS

Year	Player, Pos.	R
1939	Teddy Boselli, SS	15
1940	Dude Buchanan, 1B	21
1941	Dude Buchanan, 1B	27
1942	Don Belk, OF	16
	Bob Berry, SS	16
1943	Homer Coker, OF	25
1944	No Team	
1945	H.H. Tyler, 2B	16
1946	June Pruitt, 1B	20
1947	Lynwood McMakin, 2B	39
1948	Ray Mathews, OF	23
1949	Ken Culberson, SS	33
1950	Fred Knoebel, OF	45
1951	Roby Crouch, 1B	29
1952	Roy Coker, 2B	26
1953	Roy Coker, 2B	17
1954	Doug Kingsmore, OF	*25
1955	Lonnie Shealy, 2B	13
1956	Bill Barnett, OF	16
	Don Shealy, OF/P	16
1957	Doug Hoffman, OF	11
1958	Larry Bagwell, 3B	*34
1959	Ty Cline, OF/P	*34
1960	Ty Cline, OF	26
1961	Elmo Lam, SS	27
1962	Johnny Jones, OF	28
1963	Johnny Jones, OF	22
	Nicky Lomax, OF	22
1964	Buddy Nixon, 1B	23
1965	Rusty Adkins, OF	*30
	Jack McCall, SS	*30
1966	Rusty Adkins, 2B	*39
1967	Rusty Adkins, 2B	*40
1968	Don Russell, 3B	26
1969	Don Russell, 3B	*43
1970	Don Russell, 3B	33
1971	Johnny Severs, OF	*37
1972	Kenny Bagwell, 2B	24
1973	Richard Haynes, 2B	*29
	Craig White, OF	*29
1974	Smiley Sanders, OF	*41
1975	Kurt Seibert, SS	*48
1976	Kurt Seibert, SS	*43
1977	Neil Simons, OF	50
1978	Steve Nilsson, 1B	*49
1979	Dave Buffamoyer, C	*66
1980	Billy Weems, OF	58
1981	Mike Mahoney, OF	54
1982	Mark Davidson, OF	58
1983	Jim McCollom, C	50
1984	Brooks Shumake, OF	60
1985	Bert Heffernan, C	60
1986	Bill Spiers, SS	*73
1987	Bert Heffernan, C	68
1988	Bert Heffernan, C	*93
1989	Brian Kowitz, OF	61
1990	Brian Kowitz, OF	*87
1991	Jim Crowley, 2B	79
1992	Kevin Northrup, OF	67
1993	Billy McMillon, OF	64
1994	Shane Monahan, OF	*A97
1995	Shane Monahan, OF	*82
1996	Gary Burnham, OF	62
	Doug Livingston, 2B	62
1997	Gary Burnham, OF	83
1998	Patrick Boyd, OF	66
1999	Henri Stanley, OF	85
2000	Casey Stone, OF	65
2001	Jeff Baker, 3B	66
2002	Khalil Greene, SS	*A93
2003	Michael Johnson, 1B	54
	Russell Triplett, SS	54
2004	Brad McCann, 3B	64
2005	Taylor Harbin, 2B	64
2006	Brad Chalk, OF	67
2007	Marquez Smith, 3B	54
2008	Mike Freeman, 2B	46
	Ben Paulsen, 1B	46
2009	Mike Freeman, 2B	60
	Jeff Schaus, OF	60
2010	Kyle Parker, OF	85
2011	John Hinson, 3B	62
	Richie Shaffer, 1B	62
2012	Richie Shaffer, 3B	49
	Steve Wilkerson, 2B	49

2013	Shane Kennedy, 3B	47
2014	Tyler Krieger, SS	49
2015	Steven Duggar, OF	56
2016	Chase Pinder, OF	67
2017	Chase Pinder, OF	59
2018	Seth Beer, OF	64
2019	Sam Hall, OF/INF	59
2020*	Dylan Brewer, OF/1B	11
2021	Caden Grice, 1B	40
2022	Max Wagner, 3B	66
2023	Cam Cannarella, OF	72

HITS

Year	Player, Pos.	H
1939	Ed Irick, 3B	24
1940	Francis Coakley, OF	25
1941	Dude Buchanan, 1B	33
1942	Homer Coker, OF	24
1943	Homer Coker, OF	24
1944	No Team	
1945	J.A. Timmerman, SS	11
	H.H. Tyler, 2B	11
1946	Dewey Quinn, 3B	31
1947	Dewey Quinn, OF	38
1948	Jimmy Jones, 1B	37
1949	Ken Culberson, SS	39
1950	Doug Angley, OF	51
1951	Ray Mathews, OF	33
1952	Fred Knoebel, OF	30
1953	Wyman Morris, 3B	27
1954	Roy Coker, 2B	33
	Doug Kingsmore, OF	33
1955	Lonnie Shealy, 2B	25
1956	Don Shealy, OF/P	23
1957	Butch Coker, C	20
	Don Shealy, OF/P	20
1958	Bud Spiers, SS	42
1959	Ty Cline, OF/P	44
1960	Dave Lynn, C	32
1961	Pete Ayoub, 2B	29
	Elmo Lam, SS	29
1962	Johnny Jones, OF	36
1963	Johnny Jones, OF	33
1964	Ben Marsella, 2B	33
1965	Rusty Adkins, OF	*56
1966	Rusty Adkins, 2B	44
1967	Rusty Adkins, 2B	*50
1968	Randy Bray, SS	*48
1969	Calvin Weeks, 2B/OF	*57
1970	Randy Bray, SS	41
1971	Craig White, OF	*49
1972	Kenny Bagwell, 2B	40
1973	Craig White, OF	*44
1974	Mike Pulaski, OF	*48
1975	Denny Walling, OF	*59
1976	Steve Tucker, OF	*69
1977	Neil Simons, OF	*74
1978	Tony Masone, OF	61
1979	Tony Masone, OF	74
1980	Billy Weems, OF	75
1981	Greg Guin, 1B	*79
1982	Mark Davidson, OF	*75
1983	Bob Paulling, 1B	*81
1984	Jim McCollom, DH	71
1985	Jim McCollom, 1B	*98
1986	Chuck Baldwin, 1B	*107
1987	Steve Baucom, 3B	93
1988	Jerry Brooks, 3B	*106
1989	Henry Threadgill, 2B	*93
1990	Brian Kowitz, OF	*102
1991	Jim Crowley, 2B	*98
1992	Kevin Northrup, OF	*95
1993	Shane Monahan, 1B	*94
1994	Shane Monahan, OF	*A137
1995	Shane Monahan, OF	*106
1996	Jason Embler, 1B	85
1997	Gary Burnham, OF	104
1998	Matt Padgett, OF	88
1999	Khalil Greene, 3B	98
2000	Khalil Greene, 3B	98
2001	Casey Stone, OF	103
2002	Khalil Greene, SS	*A134
2003	Brad McCann, 3B	87
2004	Brad McCann, 3B	96
2005	Taylor Harbin, 2B	94
2006	Tyler Colvin, OF	100
2007	Marquez Smith, 3B	84
2008	Wilson Boyd, OF	70
	Ben Paulsen, 1B	70

2009	Ben Paulsen, 1B	95
2010	Mike Freeman, 2B	99
2011	John Hinson, 3B	81
2012	Richie Shaffer, 3B	78
2013	Steven Duggar, OF	75
2014	Tyler Krieger, SS	74
2015	Reed Rohlman, OF	84
2016	Chris Okey, C	81
2017	Reed Rohlman, OF	82
2018	Logan Davidson, SS	73
2019	Grayson Byrd, INF/OF	79
2020*	Kier Meredith, OF	24
2021	James Parker, SS	68
2022	Max Wagner, 3B	75
2023	Cam Cannarella, OF	97

DOUBLES

Year	Player, Pos.	2B
1939	Ed Irick, 3B	6
1940	Francis Coakley, OF	4
1941	Dude Buchanan, 1B	5
1942	Bob Berry, SS	4
	Homer Coker, OF	4
1943	Homer Coker, OF	4
	Jay Good, 3B	4
1944	No Team	
1945	Bull Cagle, OF	3
1946	Dewey Quinn, OF	6
1947	Frank Gillespie, 1B	7
	Dewey Quinn, OF	6
1948	Jimmy Jones, 1B	7
1949	Luke Deanhardt, 1B	8
1950	Doug Angley, OF	9
1951	Gene Augthyr, 2B	8
1952	Jim Evans, SS	8
1953	Wyman Morris, 3B	9
1954	Roy Coker, 2B	5
1955	Roger Gaines, OF	6
1956	Bill Barnett, OF	5
1957	Don Shealy, OF/P	5
1958	Larry Bagwell, 3B	*8
	Fred DeBerry, 1B	*8
1959	Ty Cline, OF/P	*7
1960	Toby Bradshaw, 2B	7
1961	Elmo Lam, SS	6
1962	Gene Harbeson, C	7
1963	Pete Ayoub, 2B	8
1964	Buddy Nixon, 1B	7
1965	Rusty Adkins, OF	10
	Tony Jackson, 2B	10
1966	Jack McCall, SS	*12
1967	Ron Zupa, 1B	10
1968	Randy Bray, SS	*8
1969	Randy Bray, SS	9
	Craig White, OF	9
1970	Calvin Weeks, SS	7
1971	Craig White, OF	*11
1972	Kenny Bagwell, 2B	9
1973	Craig White, OF	*10
1974	Smiley Sanders, OF	11
1975	Steve Tucker, OF	*11
1976	Steve Tucker, OF	*16
1977	Bill Foley, C	*14
	Robert Bonnette, SS	*14
1978	Tony Mason, OF	*18
1979	Robert Bonnette, 3B	14
	Tim Teufel, 2B	14
1980	Tim Teufel, 2B	16
1981	Craig Robertson, 3B	*20
1982	Jimmy Key, P/OF	*21
1983	Jim McCollom, C	15
1984	Brooks Shumake, OF	14
1985	Jim McCollom, 1B	*19
1986	Chuck Baldwin, 1B	*23
1987	Steve Baucum, 3B	21
1988	Jerry Brooks, 3B	21
	Randy Maze, OF	21
1989	Mike Milchin, 1B	19
1990	Brian Kowitz, OF	*22
1991	Billy McMillon, OF	26
1992	Kevin Northrup, OF	23
1993	Billy McMillon, OF	*21
1994	Shane Monahan, OF	23
1995	Gary Burnham, OF	*27
1996	Gary Burnham, OF	24
1997	Kurt Bultmann, SS	*31
1998	Jason Harris, 1B	20
1999	Kurt Bultmann, 2B	23
2000	Khalil Greene, 3B	24

YEARLY LEADERS

2001	Khalil Greene, SS	18
2002	Khalil Greene, SS	**33
2003	Brad McCann, 3B	21
2004	Brad McCann, 3B	20
2005	Taylor Harbin, 2B	*28
2006	Tyler Colvin, OF	*22
2007	Taylor Harbin, SS	19
2008	Ben Paulsen, 1B	18
2009	Ben Paulsen, 1B	18
2010	Mike Freeman, 2B	24
2011	Phil Pohl, DH	22
2012	Richie Shaffer, 3B	21
2013	Steve Wilkerson, 2B	16
2014	Tyler Krieger, SS	18
	Steve Wilkerson, 2B	18
2015	Reed Rohlman, OF	17
2016	Reed Rohlman, OF	21
2017	Reed Rohlman, OF	*21
2018	Logan Davidson, SS	18
2019	Logan Davidson, SS	18
2020°	Elijah Henderson, OF/INF	7
2021	James Parker, SS	13
2022	Max Wagner, 3B	15
2023	Billy Amick, 1B	17

TRIPLES

Year	Player, Pos.	3B
1939	Frank Horton, 2B	3
1940	Joe Blalock, OF	3
	Dude Buchanan, 1B	3
1941	Dude Buchanan, 1B	4
1942	Don Belk, OF	3
1943	Leo Fisher, 2B	2
	J.C. Herring, OF	2
1944	No Team	
1945	Bull Cagle, OF	1
	H.N. Lindsay, C/OF	1
	H.H. Tyler, 2B	1
1946	Dewey Quinn, 3B	5
1947	Homer Coker, OF	2
	Frank Gillespie, 1B	2
	Dewey Quinn, OF	2
1948	Luke Deanhardt, 1B	3
	Gene Moore, C	3
1949	Gene Aughty, 2B	2
	Tom Castles, OF	2
	H.S. Joyce, P	2
	Gene Moore, C	2
1950	Doug Angley, OF	4
1951	Dick Hendley, C	3
	Fred Knoebel, OF	3
1952	Roy Coker, 2B	1
	Roger Gaines, OF	1
	Fred Knoebel, OF	1
	Joe Murray, 1B	1
	Billy O'Dell, P	1
1953	Roy Coker, 2B	2
	Wyman Morris, 3B	2
1954	Roy Coker, 2B	4
1955	Bill Barnett, OF	3
1956	Bill Barnett, OF	3
1957	Carol Brown, OF	1
	Butch Coker, C	1
	Doug Hoffman, OF	1
	Don Shealy, OF/P	1
	Larry Wilson, 1B	1
1958	Bud Spiers, SS	3
1959	Doug Hoffman, OF	*5
1960	Ty Cline, OF	*5
1961	Elmo Lam, SS	3
1962	Johnny Jones, OF	2
	Buddy Nixon, 1B	2
1963	Dave Elisor, 3B	*4
1964	Buddy Nixon, 1B	*4
1965	Rusty Adkins, OF	4
	George Sutton, OF	4
1966	Rusty Adkins, 2B	*6
1967	Rusty Adkins, 2B	*7
1968	Don Russell, 3B	*5
	Keith Waters, OF	*5
1969	Don Russell, 3B	*8
1970	Eddie Dixon, 1B	*5
	Don Russell, 3B	*5
	Johnny Severs, OF	*5
	Craig White, OF	*5
1971	Johnny Severs, OF	*6
	Dave Van Volkenburg, 1B/P	*6
1972	Dave Van Volkenburg, 1B/P	3
1973	Craig White, OF	*3

1974	Lin Hamilton, C	*4
1975	Dave Caldwell, OF	*4
1976	Dave Caldwell, OF	*8
1977	Neil Simons, OF	*6
1978	Tony Masone, OF	4
	Billy Weems, OF	4
1979	Dave Buffamoyer, C	4
1980	Neil Simons, OF	4
	Billy Weems, OF	4
1981	Scott Powers, SS	4
1982	Ricky Hester, OF	*5
1983	Dave Lemaster, OF	4
	Jim McCollom, C	4
1984	Scott Powers, SS	4
1985	Jim McCollom, 1B	4
	Steve Williams, C	4
1986	Steve Baucum, 3B	6
1987	Bill Spiers, SS	*11
1988	Bert Heffernan, C	6
1989	Henry Threadgill, 2B	*6
1990	Brian Kowitz, OF	*6
	Jeff Miller, INF	*6
1991	Kevin Northrup, OF	*9
1992	Shawn Satterfield, OF	*8
1993	Shane Monahan, 1B	7
1994	Shane Monahan, OF	9
1995	David Miller, 1B	*10
1996	Jerome Robinson, OF	6
1997	Nathan Broome, OF	2
	Gary Burnham, OF	2
	Brian Holstad, 2B	2
	Henri Stanley, OF	2
1998	Jason Harris, 1B	2
	Peter Nystrom, OF	2
	Doug Roper, SS	2
	Justin Singleton, 3B	2
1999	Kurt Bultmann, 2B	2
	Henri Stanley, OF	2
2000	Ryan Riley, 2B	*7
2001	Jeff Baker, 3B	2
	Chad Coder, OF	2
	Casey Stone, OF	2
2002	L.J. DeMaino, OF	5
2003	Herman Demmink, 2B	1
	Garrick Evans, OF	1
	Ryan Hub, OF	1
	Brad McCann, 3B	1
	Steve Pzyk, C	1
2004	Tony Sipp, OF	4
2005	Taylor Harbin, 2B	4
2006	Tyler Colvin, OF	5
2007	Addison Johnson, OF	5
2008	Doug Hogan, C	3
2009	Mike Freeman, 2B	5
2010	Brad Miller, SS	4
2011	Will Lamb, OF	4
2012	Thomas Brittle, OF	*8
2013	Shane Kennedy, 3B	4
2014	Steven Duggar, OF	3
	Tyler Slaton, OF	3
2015	Tyler Slaton, OF	5
2016	Weston Wilson, 2B	3
2017	Weston Jackson, OF	2
2018	Kier Meredith, OF	1
	Drew Wharton, OF	1
2019	Grayson Byrd, INF/OF	2
	Logan Davidson, SS	2
2020°	Sam Hall, INF/OF	1
	Bryar Hawkins, INF	1
2021	Kier Meredith, OF	4
2022	Benjamin Blackwell, SS	1
	Tyler Corbitt, 2B/OF	1
	Bryar Hawkins, 1B	1
	Mac Starbuck, INF	1
	Camden Troyer, OF	1
	Max Wagner, 3B	1
2023	Cam Cannarella, OF	3

HOME RUNS

Year	Player, Pos.	HR
1939	George Brodie, OF	4
1940	Dude Buchanan, 1B	3
1941	Joe Blalock, OF	3
	Dude Buchanan, 1B	3
	Pop Locklair, OF	3
	Ace Parker, C	3
1942	Don Belk, OF	3
1943	Hank Sullivan, C	4
1944	No Team	

1945	Bull Cagle, OF	2
1946	Charlie Mimmis, 3B/OF	2
1947	Lynwood McMakin, 2B	3
	Dewey Quinn, OF	3
	Hale Sherard, 3B	3
1948	Frank Gillespie, 3B	5
1949	Frank Gillespie, 3B	9
1950	Ken Culberson, SS	6
	Fred Knoebel, OF	6
	Ray Mathews, OF	6
1951	Ray Mathews, OF	5
1952	Fred Knoebel, OF	7
1953	Bill Barnett, OF	4
1954	Doug Kingsmore, OF	*10
1955	Bill Barnett, OF	2
	Charlie Blackston, SS	2
	Jim O'Quinn, OF	2
	Dick Swetenburg, 1B	2
1956	Bill Barnett, OF	4
1957	Bud Spiers, SS	3
1958	Bud Spiers, SS	4
1959	Doug Hoffman, OF	*4
1960	Dave Lynn, C	*8
1961	Dave Lynn, C	*6
1962	Nicky Lomax, OF	6
	Buddy Nixon, 1B	6
1963	Johnny Jones, OF	6
1964	Ben Marsella, 2B	6
	George Sutton, OF	6
1965	Jack McCall, SS	.8
1966	George Sutton, OF	*11
1967	Rusty Adkins, 2B	*6
1968	Randy Bray, SS	4
	Don Russell, 3B	4
	Ron Zupa, 1B	4
1969	Craig White, OF	*8
1970	Craig White, OF	7
1971	Craig White, OF	4
1972	Smiley Sanders, OF	6
1973	Craig White, OF	*8
1974	Smiley Sanders, OF	*8
1975	Denny Walling, OF	*13
1976	Dave Caldwell, OF	*9
	Bill Foley, C	*9
1977	Bill Foley, C	*14
1978	Bill Schroeder, C	10
1979	Tony Masone, OF	13
	Neil Simons, OF	13
	Tim Teufel, 2B	13
1980	Tim Teufel, 2B	*11
1981	Craig Roberson, 3B	12
1982	Jim McCollom, OF/1B	11
1983	Bob Paulling, 1B	10
1984	Jim McCollom, DH	11
1985	Jim McCollom, 1B	21
1986	Chuck Baldwin, 1B	16
	Ray Williams, OF	16
1987	Chuck Baldwin, 1B	9
	Steve Baucum, 3B	9
	Mike Milchin, 1B	9
1988	Mike Couture, 1B	17
1989	Mike Couture, C	10
	Jim Crowley, 3B	10
1990	Eric Macrina, DH	18
1991	Eric Macrina, DH	*24
1992	Keith Williams, OF	13
1993	Keith Williams, OF	19
1994	Mike Hampton, 3B	11
	Shane Monahan, OF	11
1995	Matthew LeCroy, C	15
1996	Matthew LeCroy, C	14
1997	Matthew LeCroy, C	24
1998	Matt Padgett, OF	14
1999	Patrick Boyd, OF	17
2000	Jeff Baker, SS	11
2001	Jeff Baker, 3B	23
2002	Khalil Greene, SS	*27
2003	Michael Johnson, 1B	12
2004	Lou Santangelo, C	18
2005	Kris Harvey, DH	*25
2006	Andy D'Alessio, 1B	*23
2007	Andy D'Alessio, 1B	17
2008	Kyle Parker, OF/INF	14
2009	Ben Paulsen, 1B	13
	Jeff Schaus, OF	13
2010	Kyle Parker, OF	20
2011	Richie Shaffer, 1B	13
2012	Richie Shaffer, 3B	10
2013	Garrett Boulware, C	8

2014	Steve Wilkerson, 2B	6
2015	Chris Okey, C	12
2016	Seth Beer, OF	*18
2017	Seth Beer, OF	16
2018	Seth Beer, OF	*22
2019	Grayson Byrd, INF/OF	16
2020°	Davis Sharpe, 1B	4
2021	Caden Grice, 1B	15
2022	Max Wagner, 3B	*27
2023	Caden Grice, 1B	18

RBIs

Year	Player, Pos.	RBI
1939	George Brodie, OF	9
1940	Francis Coakley, OF	12
1941	Dude Buchanan, 1B	24
1942	Don Belk, OF	18
1943	Frank Gillespie, 1B	16
	Hank Sullivan, C	16
1944	No Team	
1945	Bull Cagle, OF	5
1946	Dewey Quinn, 3B	15
1947	Dewey Quinn, OF	24
	Jack McCall, SS	25
1948	Jimmy Jones, 1B	19
1949	Frank Gillespie, 3B	33
1950	Ken Culberson, SS	36
1951	Dick Hendley, C	25
1952	Fred Knoebel, OF	29
1953	Wyman Morris, 3B	19
1954	Doug Kingsmore, OF	27
1955	Jim O'Quinn, C	13
1956	Bill Barnett, OF	19
1957	Don Shealy, OF/P	13
1958	Bud Spiers, SS	*34
1959	Larry Bagwell, 3B	*27
1960	Dave Lynn, C	*31
1961	Dave Lynn, C	21
1962	Buddy Nixon, 1B	30
1963	Johnny Jones, OF	22
1964	Ben Marsella, 2B	29
1965	Rusty Adkins, OF	25
1966	George Sutton, OF	*39
1967	Rusty Adkins, 2B	*24
1968	Randy Bray, SS	23
1969	Craig White, OF	*40
1970	Craig White, OF	28
1971	Craig White, OF	28
1972	Smiley Sanders, OF	21
1973	Craig White, OF	*31
1974	Smiley Sanders, OF	*30
1975	Denny Walling, OF	*46
1976	Dave Caldwell, OF	*49
1977	Robert Bonnette, SS	*51
	Bill Foley, C	*51
1978	Tony Masone, OF	*49
1979	Tony Masone, OF	*61
1980	Tim Teufel, 2B	*66
1981	Craig Roberson, 3B	57
1982	Mark Davidson, OF	50
1983	Bob Paulling, 1B	55
1984	Jim McCollom, DH	54
1985	Jim McCollom, 1B	76
1986	Chuck Baldwin, 1B	73
1987	Steve Baucum, 3B	69
1988	Jerry Brooks, 3B	80
1989	Jim Crowley, 3B	60
1990	Joe DeBerry, 1B	70
1991	Eric Macrina, DH	84
1992	Keith Williams, OF	68
1993	Keith Williams, OF	79
1994	Mike Hampton, 3B	70
1995	David Miller, 1B	78
1996	Jason Embler, 1B	57
	Matthew LeCroy, C	57
1997	Gary Burnham, OF	82
1998	Patrick Boyd, OF	59
	Jason Harris, 1B	59
1999	Kurt Bultmann, 2B	72
2000	Jeff Baker, SS	64
	Khalil Greene, 3B	64
2001	Jeff Baker, 3B	75
2002	Khalil Greene, SS	91
2003	Brad McCann, 3B	67
2004	Brad McCann, 3B	65
2005	Kris Harvey, DH	70
2006	Andy D'Alessio, 1B	*85
2007	Taylor Harbin, SS	62
2008	Doug Hogan, C	51

2009	Ben Paulsen, 1B	61
2010	Jeff Schaus, OF	*87
2011	Richie Shaffer, 1B	55
2012	Phil Pohl, DH	58
2013	Garrett Boulware, C	45
2014	Steve Wilkerson, 2B	42
2015	Reed Rohlman, OF	58
2016	Chris Okey, C	*74
2017	Seth Beer, OF	53
2018	Chris Williams, 1B	*72
2019	Grayson Byrd, INF/OF	59
2020°	Adam Hackenberg, C	15
2021	Caden Grice, 1B	53
2022	Max Wagner, 3B	76
2023	Caden Grice, 1B	68

TOTAL BASES

Year	Player, Pos.	TB
1939	Ed Irick, 3B	37
1940	Dude Buchanan, 1B	38
1941	Dude Buchanan, 1B	55
1942	Don Belk, OF	38
1943	Homer Coker, OF	39
	Hank Sullivan, C	39
1944	No Team	
1945	Bull Cagle, OF	21
1946	Dewey Quinn, 3B	50
1947	Dewey Quinn, OF	58
1948	Gene Moore, C	48
1949	Frank Gillespie, 3B	66
1950	Doug Angley, OF	77
1951	Ray Mathews, OF	52
1952	Fred Knoebel, OF	59
1953	Wyman Morris, 3B	46
1954	Doug Kingsmore, OF	66
1955	Bill Barnett, OF	36
1956	Bill Barnett, OF	44
1957	Don Shealy, OF/P	27
	Bud Spiers, SS	27
1958	Bud Spiers, SS	65
1959	Ty Cline, OF/P	60
1960	Dave Lynn, C	63
1961	Dave Lynn, C	46
1962	Johnny Jones, OF	60
1963	Johnny Jones, OF	57

YEARLY LEADERS

2006	Tyler Colvin, OF	171
2007	Doug Hogan, C	142
2008	Ben Paulsen, 1B	129
2009	Ben Paulsen, 1B	160
2010	Kyle Parker, OF	162
2011	Richie Shaffer, 1B	128
2012	Richie Shaffer, 3B	133
2013	Garrett Boulware, C	108
2014	Steve Wilkerson, 2B	103
2015	Chris Okey, C	128
2016	Chris Okey, C	146
2017	Seth Beer, OF	132
2018	Seth Beer, OF	*145
2019	Grayson Byrd, INF/OF	147
2020*	Kier Meredith, OF	30
2021	Caden Grice, 1B	115
2022	Max Wagner, 3B	173
2023	Caden Grice, 1B	141

SLUGGING PERCENTAGE

Year	Player, Pos.	Slg %
1939	George Brodie, OF	.615
1940	Dude Buchanan, 1B	.691
1941	Dude Buchanan, 1B	.809
1942	Don Belk, OF	.594
1943	Homer Coker, OF	.750
1944	No Team	
1945	Bull Cagle, OF	.429
1946	Dewey Quinn, 3B	.588
1947	Dewey Quinn, OF	.512
1948	Frank Gillespie, 3B	.648
1949	Frank Gillespie, 3B	.641
1950	Doug Angley, OF	.597
1951	Ray Mathews, OF	.591
1952	Fred Knoebel, OF	.720
1953	Wyman Morris, 3B	.703
1954	Doug Kingsmore, OF	.742
1955	Bill Barnett, OF	.581
1956	Bill Barnett, OF	.579
1957	Don Shealy, OF/P	.422
1958	Bud Spiers, SS	.500
1959	Doug Hoffman, OF	.552
1960	Dave Lynn, C	.708
1961	Dave Lynn, C	.639
1962	Joey Taylor, OF	.766
1963	Johnny Jones, OF	.570
1964	George Sutton, OF	.576
1965	Jack McCall, SS	.670
1966	George Sutton, OF	.632
1967	Rusty Adkins, 2B	.597
1968	Randy Bray, SS	.466
1969	Craig White, OF	.577
1970	Craig White, OF	.538
1971	Craig White, OF	.574
1972	Richard Haynes, 2B	.505
1973	Craig White, OF	.641
1974	Steve Tucker, OF	.541
1975	Denny Walling, OF	.807
1976	Dave Caldwell, OF	.607
1977	Bill Foley, C	.611
1978	Tony Masone, OF	.597
1979	Tim Teufel, 2B	.650
1980	Tim Teufel, 2B	.690
1981	Craig Roberson, 3B	.581
1982	Dave Lemaster, C/OF	.582
1983	Jim McCollom, C	.611
1984	Jim McCollom, DH	.596
1985	Jim McCollom, 1B	.749
1986	Chuck Baldwin, 1B	.623
1987	Chuck Baldwin, 1B	.565
1988	Mike Couture, OF	.647
1989	Jim Crowley, 3B	.509
1990	Eric Macrina, DH	.693
1991	Billy McMillon, OF	.708
1992	Billy McMillon, 1B	.602
1993	Keith Williams, OF	.690
1994	Shane Monahan, OF	.639
1995	Shane Monahan, OF	.637
1996	Jason Embler, 1B	.563
1997	Matthew LeCroy, C	.722
1998	Matt Padgett, OF	.624
1999	Patrick Boyd, OF	.695
2000	Khalil Greene, 3B	.532
2001	Jeff Baker, 3B	.738
2002	Khalil Greene, SS	*.877
2003	Michael Johnson, 1B	.576
2004	Brad McCann, 3B	.648
2005	Kris Harvey, DH	.687
2006	Andy D'Alessio, 1B	.648

2007	Andy D'Alessio, 1B	.634
2008	Ben Paulsen, 1B	.571
2009	Ben Paulsen, 1B	.618
2010	Kyle Parker, OF	.656
2011	Richie Shaffer, 1B	.577
2012	Richie Shaffer, 3B	.573
2013	Garrett Boulware, C	.476
2014	Steve Wilkerson, 2B	.502
2015	Chris Okey, C	.545
2016	Seth Beer, OF	.700
2017	Seth Beer, OF	.606
2018	Seth Beer, OF	*.642
2019	Grayson Byrd, INF/OF	.588
2020*	Davis Sharpe, 1B	.622
2021	Caden Grice, 1B	.618
2022	Max Wagner, 3B	*.852
2023	Billy Amick, 1B	.772

WALKS

Year	Player, Pos.	BB
1942	Winston Holliday, P	12
1943	Unavailable	
1944	No Team	
1945	H.H. Tyler, 2B	14
1946	June Pruitt, 1B	27
1947	Lynwood McMakin, 2B	30
1948	Leo Fisher, 2B	14
1949	Unavailable	
1950	Unavailable	
1951	Roby Crouch, 1B	20
1952	Joe Murray, 1B	17
1953	Doug Kingsmore, OF	10
1954	Dick Swetenburg, 1B	22
1955	Jim O'Quinn, C	9
1956	Unavailable	
1957	Doug Hoffman, OF	17
1958	Bailey Hendley, OF/P	24
1959	Doug Hoffman, OF	33
1960	Bailey Hendley, OF/P	18
1961	Dave Lynn, C	22
1962	Johnny Jones, OF	21
1963	Johnny Jones, OF	19
1964	Jack McCall, SS	20
1965	George Sutton, OF	22
1966	Jack McCall, SS	27
1967	Rusty Adkins, 2B	27
1968	Don Russell, 3B	30
1969	Don Russell, 3B	42
1970	Don Russell, 3B	35
1971	Johnny Severs, OF	44
1972	Dave Van Volkenburg, 1B/P	27
1973	Smiley Sanders, OF	23
1974	Lin Hamilton, C	32
1975	Kurt Seibert, SS	39
1976	Kurt Seibert, SS	50
1977	Steve Nilsson, 1B	45
1978	Steve Nilsson, 1B	47
1979	Neil Simons, OF	49
1980	Neil Simons, OF	51
1981	Glenn Gallagher, OF	34
1982	Craig Roberson, 3B	48
1983	Frank Russ, 2B	36
1984	Brooks Shumake, OF	42
1985	Bert Heffernan, C	45
1986	Bert Heffernan, C	55
1987	Bert Heffernan, C	45
1988	Bert Heffernan, C	*62
1989	Mike Couture, C	55
1990	Brian Kowitz, OF	44
1991	Todd Stefan, SS	45
1992	Kevin Northrup, OF	51
1993	Billy McMillon, OF	47
1994	Mike Hampton, 3B	47
1995	Gary Burnham, OF	46
1996	Gary Burnham, OF	61
1997	Matthew LeCroy, C	53
1998	Patrick Boyd, OF	44
1999	Jason Harris, 1B	64
	Henri Stanley, OF	64
2000	Patrick Boyd, OF	44
2001	Michael Johnson, 1B	43
2002	Michael Johnson, 1B	50
2003	Michael Johnson, 1B	*63
2004	Brad McCann, 3B	36
2005	Brad Chalk, OF	34
2006	Brad Chalk, OF	41
2007	Andy D'Alessio, 1B	33
2008	Jeff Schaus, OF	33
2009	Brad Miller, SS	53

2010	Kyle Parker, OF	56
2011	Richie Shaffer, 1B	44
2012	Richie Shaffer, 3B	63
2013	Shane Kennedy, 3B	37
2014	Tyler Slaton, OF	42
2015	Steven Duggar, OF	54
2016	Seth Beer, OF	62
2017	Seth Beer, OF	64
2018	Seth Beer, OF	54
2019	Logan Davidson, SS	45
2020*	Dylan Brewer, OF/1B	14
2021	Dylan Brewer, OF/1B	29
2022	Max Wagner, 3B	45
2023	Will Taylor, OF	48

STOLEN BASES

Year	Player, Pos.	SB
1939	Teddy Boselli, SS	4
1940	Ace Parker, C	4
1941	Joe Blalock, OF	7
1942	Joe Blalock, OF	10
1943	Homer Coker, C	8
	Hank Sullivan, C	8
1944	No Team	
1945	H.H. Tyler, 2B	6
1946	J.M. Looper, OF	4
	Sanford Quinn, OF	4
1947	Lynwood McMakin, 2B	6
	Dan Stroud, OF	6
1948	J.R. Brown, OF	10
	Ray Mathews, OF	10
1949	Frank Gillespie, 3B	5
1950	Fred Knoebel, OF	26
1951	Roby Crouch, 1B	14
1952	Billy O'Dell, P	3
1953	Bill Barnett, OF	6
1954	Wyman Morris, 3B	10
1955	Bill Barnett, OF	2
	Charlie Blackston, SS	2
	Jim Coleman, OF	2
1956	Bill Barnett, OF	4
1957	Doug Hoffman, OF	2
	Don Shealy, OF/P	2
1958	Larry Bagwell, 3B	4
	Doug Hoffman, OF	4
1959	Doug Hoffman, OF	11
1960	Ty Cline, OF	12
1961	Harry Pavlack, 3B	3
1962	Dave Ellis, 3B	9
1963	Dave Ellis, 3B	9
1964	Jack McCall, SS	3
1965	Rusty Adkins, OF	12
1966	Rusty Adkins, 2B	9
1967	Rusty Adkins, 2B	*17
1968	Keith Waters, OF	12
1969	Johnny Severs, OF	10
1970	Don Russell, 3B	9
	Johnny Severs, OF	9
1971	Johnny Severs, OF	17
1972	Charlie Ing, OF	7
1973	John Adeimy, SS	3
	Richard Haynes, 2B	3
	Craig White, OF	3
1974	Lin Hamilton, C	4
	Charlie Ing, OF	4
	Mike Mahoney, OF	4
	Kurt Seibert, SS	4
1975	Billy Wingo, 2B	*22
1976	Kurt Seibert, SS	*13
1977	Steve Nilsson, 1B	*15
1978	Billy Weems, OF	*26
1979	Dave Buffamoyer, C	21
1980	Billy Weems, OF	*30
1981	Mike Mahoney, OF	12
1982	Brooks Shumake, OF/3B	21
1983	Brooks Shumake, SS	30
1984	Brooks Shumake, OF	20
1985	Ray Williams, OF	16
1986	Bill Spiers, SS	35
1987	Ray Williams, OF	24
1988	Randy Mazey, OF	34
1989	Henry Threadgill, 2B	*47
1990	Brian Kowitz, OF	*34
1991	Kevin Northrup, OF	21
1992	Kevin Northrup, OF	*47
1993	Shane Monahan, 1B	17
1994	Mike Hampton, 3B	*39
1995	David Miller, 1B	27
1996	Doug Livingston, 2B	24

1997	Brian Holstad, 2B	11
1998	Brian Holstad, 3B	15
	Doug Roper, SS	15
1999	Henri Stanley, OF	27
2000	Casey Stone, OF	25
2001	Casey Stone, OF	25
2002	Jeff Baker, 3B	17
	Khalil Greene, SS	17
2003	Garrick Evans, OF	8
2004	Tony Sipp, OF	20
2005	Tyler Colvin, OF	12
2006	Tyler Colvin, OF	23
2007	Taylor Harbin, SS	14
2008	Stan Widmann, SS	14
2009	Brad Miller, SS	16
2010	John Hinson, 3B	25
2011	John Hinson, 3B	23
2012	Thomas Brittle, OF	15
2013	Shane Kennedy, 3B	22
2014	Steven Duggar, OF	25
2015	Tyler Krieger, DH	14
2016	Eli White, SS	24
2017	Chase Pinder, OF	13
2018	Logan Davidson, SS	10
2019	Sam Hall, OF/INF	*30
2020*	Dylan Brewer, OF/1B	3
	Elijah Henderson, OF/INF	3
	Kier Meredith, OF	3
	James Parker, INF	3
	Bryce Teodosio, OF	3
2021	Dylan Brewer, OF/1B	6
	Kier Meredith, OF	6
	Bryce Teodosio, OF	6
2022	Dylan Brewer, OF	7
2023	Benjamin Blackwell, SS	*27

PITCHING

Year	Player (Throws)	ERA
1953	Billy O'Dell (L)	1.36
1954	Billy O'Dell (L)	0.79
1955	Unavailable	
1956	Johnny Drake (R)	2.56
1957	Harold Stowe (L)	3.58
1958	Harold Stowe (L)	2.34
1959	Harold Stowe (L)	1.57
1960	Jimmy Roller (R)	2.76
1961	Gene Harbeson (R)	3.31
1962	Tommy Lyon (L)	3.62
1963	Greg Casey (R)	2.66
1964	Bob Lowell (R)	2.41
1965	Tommy Chapman (L)	1.80
1966	Charlie Watson (R)	3.43
1967	Bill Parmer (R)	1.14
1968	John Curtis (L)	1.80
1969	Jay Bevis (R)	*1.59
1970	Jay Bevis (R)	1.12
1971	Rusty Gerhardt (L)	2.17
1972	Rusty Gerhardt (L)	2.22
1973	Steve Cline (R)	2.12
1974	Steve Cline (R)	1.84
1975	Randy Quintrell (L)	1.50
1976	Ron Musselman (R)	2.11
1977	Brian Snyder (L)	*1.19
1978	Tommy Qualters (L)	*0.79
1979	Mike Sullivan (R)	*1.98
1980	Bill Duke (R)	*2.24
1981	Jeff Gilbert (R)	3.25
1982	Jimmy Key (L)	2.79
1983	Jeff Gilbert (R)	2.25
1984	Scott Parrish (R)	2.20
1985	George Stone (R)	3.89
1986	Oliver Whitaker (L)	3.12
1987	Alan Botkin (L)	2.54
1988	Jerome Santivasci (R)	1.98
1989	Jerome Santivasci (R)	1.36
1990	Tim Parker (R)	2.97
1991	Jason Angel (R)	*2.33
1992	Mike Holtz (L)	1.26
1993	Scott Winchester (R)	2.61
1994	Mike Holtz (L)	1.66
1995	Scott Winchester (R)	0.59
1996	Kris Benson (R)	*2.02
1997	Ryan Mottl (R)	4.73
1998	Scott Clackum (R)	1.11
1999	Chris Heck (L)	2.23
2000	Nick Glaser (R)	2.45

2001	Steve Reba (R)	2.58
2002	Matt Henrie (R)	3.12
2003	Jason Berken (R)	3.19
2004	Jason Berken (R)	2.53
2005	Stephen Faris (R)	2.60
2006	Stephen Faris (R)	2.36
2007	Stephen Clyne (R)	2.58
2008	Matt Vaughn (R)	3.15
2009	Tomas Cruz (R)	3.33
2010	Alex Frederick (R)	3.75
2011	David Haselden (R)	2.23
2012	Scott Firth (R)	2.09
2013	Matthew Crownover (L)	2.19
2014	Daniel Gossett (R)	1.93
2015	Matthew Crownover (L)	1.82
2016	Pat Krall (L)	*1.67
2017	Charlie Barnes (L)	3.20
2018	Carson Spiers (R)	2.08
2019	Davis Sharpe (R)	3.20
2020*	Carson Spiers (R)	#0.00
2021	Geoffrey Gilbert (L)	2.23
2022	Jackson Lindley (R)	4.28
2023	Nick Clayton (R)	3.17
# - no Tiger pitched 40.0 innings, therefore only Tigers with 10.0 innings pitched qualified.		

WINS

Year	Player (Throws)	W
1952	Billy O'Dell (L)	5
1953	Billy O'Dell (L)	6
1954	Billy O'Dell (L)	*8
1955	Leonard Humphries (R)	3
1956	Johnny Drake (R)	4
1957	Harold Stowe (L)	3
1958	Harold Stowe (L)	*14
1959	Harold Stowe (L)	7
1960	Jimmy Roller (R)	5
1961	Damon Vincent (R)	5
1962	Tommy Lyon (L)	*7
1963	Greg Casey (R)	4
1964	Tommy Chapman (L)	6
1965	Bill Parmer (R)	5
	Charlie Watson (R)	5
1966	Charlie Watson (R)	6
1967	Bill Parmer (R)	*9
1968	Nelson Gibson (R)	7
1969	Dave Van Volkenburg (L)	9
1970	Rusty Gerhardt (L)	*9
1971	Rusty Gerhardt (L)	*11
1972	Rusty Gerhardt (L)	7
1973	Steve Cline (R)	*7
1974	Steve Cline (R)	*9
1975	Chuck Porter (R)	*8
1976	Chuck Porter (R)	*12
1977	Ron Musselman (R)	*12
1978	Mike Brown (R)	9
1979	Mike Sullivan (R)	*10
1980	Mike Brown (R)	9
1981	Jeff Gilbert (R)	8
	Scott Parrish (R)	8
1982	Jeff Gilbert (R)	*9
	Jimmy Key (L)	*9
1983	Scott Parrish (R)	6
	Tim Rice (L)	6
1984	Scott Parrish (R)	7
	John Pawlowski (R)	7
	George Stone (R)	7
1985	John Pawlowski (R)	9
	George Stone (R)	9
1986	Bill Steele (R)	9
1987	Brian Barnes (L)	*12
1988	Brian Barnes (L)	*13
1989	Brian Barnes (L)	*16
1990	Dave Tripp (R)	8
1991	Jason Angel (R)	*14
1992	Scott Miller (R)	11
1993	Chad Phillips (L)	12
1994	Andy Taulbee (R)	12
1995	Jason Dawsey (L)	11
1996	Kris Benson (R)	14
1997	Ryan Mottl (R)	10
1998	Ryan Mottl (R)	9
1999	Matt Additon (R)	6
	Thomas Boozler (L)	6
	Chris Heck (L)	6
	Mike Paradis (R)	6
2000	Ryan Mottl (R)	10
2001	Steve Reba (R)	11

YEARLY LEADERS

2002	Matt Henrie (R)	13
	Steve Reba (R)	13
2003	Tyler Lumsden (L)	8
2004	Kris Harvey (R)	6
2005	Josh Cribb (R)	8
	Robert Rohrbaugh (L)	8
2006	Jason Berken (R)	9
	Josh Cribb (R)	9
	Stephen Faris (R)	9
2007	Alan Farina (R)	6
	Ryan Hinson (L)	6
	David Kopp (R)	6
2008	D.J. Mitchell (R)	6
	Graham Stoneburner (R)	6
2009	Casey Harman (L)	7
	Graham Stoneburner (R)	7
2010	Scott Weismann (R)	9
2011	Justin Sarratt (R)	7
2012	Dominic Leone (R)	7
	Kevin Pohle (R)	7
2013	Daniel Gossett (R)	10
2014	Matthew Crownover (L)	8
2015	Matthew Crownover (L)	*10
2016	Pat Krall (L)	10
2017	Tyler Jackson (R)	9
2018	Brooks Crawford (R)	*8
2019	Mat Clark (L)	9
2020*	Carson Spiers (R)	3
2021	Nick Clayton (R)	6
2022	Mack Anglin (R)	6
	Jackson Lindley (R)	6
2023	Nick Clayton (R)	8
	Caden Grice (L)	8

APPEARANCES

Year	Player (Throws)	App.
1952	Billy O'Dell (L)	10
1953	Billy O'Dell (L)	11
1954	Billy O'Dell (L)	14
1955	Leonard Humphries (R)	7
1956	Leonard Humphries (R)	9
1957	Harold Stowe (L)	9
1958	Harold Stowe (L)	*^21
1959	Harold Stowe (L)	19
1960	Jimmy Roller (R)	14
1961	Gene Harbeson (R)	12
1962	Tommy Lyon (L)	13
1963	Tommy Lyon (L)	14
1964	Tommy Chapman (L)	12
1965	Charlie Watson (R)	14
1966	Charlie Watson (R)	15
1967	Pete Myers (R)	16
1968	Tom Hudgins (R)	13
1969	Jay Bevis (R)	16
1970	Jay Bevis (R)	20
1971	Jay Bevis (R)	16
	Rusty Gerhardt (L)	16
1972	Jay Bevis (R)	17
1973	Jimmy Baker (R)	18
1974	Larry Meekins (R)	18
1975	Larry Meekins (R)	14
	Chuck Porter (R)	14
1976	Chuck Porter (R)	15
	Randy Quintrell (L)	15
1977	Ron Musselman (R)	17
1978	Dave Woessner (R)	20
1979	Mike Sullivan (R)	17
1980	Billy Trapp (R)	28
1981	Jimmy Key (L)	18
1982	Lee Wiles (R)	22
1983	Lynn Martin (R)	24
1984	John Pawlowski (R)	22
1985	John Burnett (L)	*22
1986	Mike Huggins (R)	22
1987	Phillip Lowery (R)	23
1988	Brian Barnes (L)	22
	Mike Milchin (L)	22
	Jerome Santivasci (R)	22
1989	Jerome Santivasci (R)	27
1990	Ron Frazier (R)	24
1991	Eric Bradford (R)	25
1992	Aaron Jersild (L)	32
1993	Scott Winchester (R)	28
1994	Scott Winchester (R)	33
1995	David Shepard (R)	27
1996	Matt Additon (R)	24
	Scott Clackum (R)	24
1997	Matt Additon (R)	24
	Scott Clackum (R)	24
1998	Scott Clackum (R)	23

1999	Matt Additon (R)	26
2000	Nick Glaser (R)	33
2001	Josh Cram(R)	28
2002	Tyler Lumsden (L)	27
2003	Robert Rohrbaugh (L)	26
2004	Patrick Hogan (R)	24
2005	Jeff Hahn (R)	25
2006	Daniel Moskos (L)	33
2007	Stephen Clyne (R)	31
2008	Matt Vaughn (R)	30
2009	Ryan Hinson (L)	28
2010	Alex Frederick (R)	33
2011	Alex Frederick (R)	27
2012	Scott Firth (R)	24
	Jonathan Meyer (R)	24
2013	Matt Campbell (R)	24
	Kyle Schnell (R)	24
2014	Drew Moyer (R)	28
2015	Pat Krall (L)	27
2016	Pat Krall (L)	29
2017	Ryley Gilliam (R)	27
2018	Carson Spiers (R)	29
2019	Carson Spiers (R)	30
2020*	Carson Spiers (R)	9
2021	Geoffrey Gilbert (L)	28
2022	Jackson Lindley (R)	31
2023	Reed Garris (R)	27

STARTS

Year	Player (Throws)	Starts
1952	Billy O'Dell (L)	7
1953	Billy O'Dell (L)	8
1954	Billy O'Dell (L)	11
1955	Leonard Humphries (R)	6
1956	Leonard Humphries (R)	7
1957	Harold Stowe (L)	7
1958	Harold Stowe (L)	15
1959	Harold Stowe (L)	9
1960	Dave Sprouse (R)	7
1961	Damon Vincent (R)	10
1962	Tommy Lyon (L)	9
	Dave Olson (R)	9
1963	Damon Vincent (R)	6
1964	Tommy Chapman (L)	11
1965	Tommy Chapman (L)	11
1966	Bill Parmer (R)	9
1967	Bill Parmer (R)	10
1968	Tom Hudgins (R)	10
1969	Rusty Gerhardt (L)	15
1970	Rusty Gerhardt (L)	14
1971	Rusty Gerhardt (L)	14
1972	Rusty Gerhardt (L)	12
1973	Steve Cline (R)	9
1974	Jay Bevis (R)	13
1975	Chuck Porter (R)	13
1976	Ron Musselman (R)	14
	Chuck Porter (R)	14
1977	Ron Musselman (R)	15
1978	Mike Sullivan (R)	13
1979	Brian Snyder (L)	14
1980	Mike Brown (R)	15
	Jimmy Key (L)	15
1981	Jimmy Key (L)	15
1982	Jimmy Key (L)	16
1983	Scott Parrish (R)	12
1984	George Stone (R)	11
1985	John Pawlowski (R)	17
	George Stone (R)	17
1986	Bill Steele (R)	16
1987	Brian Barnes (L)	17
1988	Brian Barnes (L)	*19
1989	Brian Barnes (L)	19
1990	Tim Parker (R)	17
1991	Jason Angel (R)	16
1992	Jason Angel (R)	17
1993	Chad Phillips (L)	15
	Jeff Saue (R)	15
1994	Andy Taulbee (R)	18
1995	Jason Dawsey (L)	19
1996	Kris Benson (R)	19
1997	Ryan Mottl (R)	16
1998	Ryan Mottl (R)	16
1999	Ryan Mottl (R)	17
2000	Ryan Mottl (R)	19
2001	Steve Reba (R)	17
2002	Steve Reba (R)	19
2003	Tyler Lumsden (L)	16
2004	Kris Harvey (R)	14
	Tyler Lumsden (L)	14

2005	Robert Rohrbaugh (L)	16
2006	Jason Berken (R)	18
	Stephen Faris (R)	18
2007	David Kopp (R)	*18
2008	D.J. Mitchell (R)	14
	Graham Stoneburner (R)	14
2009	Chris Dwyer (L)	*17
2010	Casey Harman (L)	*19
2011	Justin Sarratt (R)	13
2012	Dominic Leone (R)	16
2013	Daniel Gossett (R)	16
2014	Matthew Crownover (L)	16
2015	Matthew Crownover (L)	16
	Zach Erwin (L)	16
2016	Charlie Barnes (L)	16
2017	Charlie Barnes (L)	16
	Alex Eubanks (R)	16
	Pat Krall (L)	16
2018	Brooks Crawford (R)	16
	Jake Higginbotham (L)	16
2019	Davis Sharpe (R)	14
2020*	Davis Sharpe (R)	4
	Spencer Strider (R)	4
	Sam Weatherly (L)	4
2021	Keyshawn Askew (L)	11
2022	Mack Anglin (R)	15
	Billy Barlow (R)	15
2023	Austin Gordon (R)	16

RELIEF APPEARANCES

Year	Player (Throws)	RA
1952	Gerald Dempsey (R)	3
	Charlie Hall (R)	3
	Robby Saylor (L)	3
1953	Bubba Free (R)	4
1954	Mickey Cone (L)	3
	Billy O'Dell (L)	3
1955	Bill Toth (R)	5
1956	Bill Toth (R)	6
1957	Frank Elrod (L)	4
1958	Ed Lakey (R)	8
1959	Harold Stowe (L)	10
1960	Jimmy Roller (R)	9
1961	Jimmy Roller (R)	8
1962	Bill Burnette (R)	9
1963	Tommy Lyon (L)	10
1964	Bob Lowell (R)	9
1965	Charlie Watson (R)	11
1966	Bill James (R)	9
1967	Pete Myers (R)	11
1968	Alan Demarest (R)	9
1969	Jay Bevis (R)	15
1970	Jay Bevis (R)	20
1971	Jay Bevis (R)	16
1972	Jay Bevis (R)	16
1973	Jimmy Baker (R)	17
1974	Larry Meekins (R)	18
1975	Tommy Qualters (R)	13
1976	Houston Matthews (R)	9
1977	Dave Woessner (R)	14
1978	Dave Woessner (R)	19
1979	Billy Trapp (R)	12
	Dave Woessner (R)	12
1980	Billy Trapp (R)	28
1981	Glenn Martin (R)	15
1982	Lee Wiles (R)	22
1983	Lynn Martin (R)	24
1984	John Pawlowski (R)	18
1985	John Burnett (L)	*22
1986	Mike Huggins (R)	22
1987	Phillip Lowery (R)	21
1988	Mike Milchin (L)	22
	Jerome Santivasci (R)	22
1989	Jerome Santivasci (R)	27
1990	Eric Bradford (R)	17
1991	Eric Bradford (R)	25
1992	Aaron Jersild (L)	32
1993	Scott Winchester (R)	26
1994	Scott Winchester (R)	28
1995	Scott Winchester (R)	33
1996	David Shepard (R)	27
1997	Matt Additon (R)	24
	Scott Clackum (R)	24
1998	Scott Clackum (R)	23
1999	Matt Additon (R)	21
2000	Nick Glaser (R)	33
2001	Josh Cram (R)	28
2002	Thomas Boozer (L)	26
2003	Robert Rohrbaugh (L)	25

2004	Patrick Hogan (R)	24
2005	Jeff Hahn (R)	23
2006	Daniel Moskos (L)	33
2007	Stephen Clyne (R)	31
2008	Matt Vaughn (R)	29
2009	Ryan Hinson (L)	26
2010	Casey Harman (L)	32
2011	Alex Frederick (R)	25
2012	Scott Firth (R)	24
2013	Matt Campbell (R)	24
	Kyle Schnell (R)	24
2014	Drew Moyer (R)	28
2015	Pat Krall (L)	27
2016	Pat Krall (L)	26
2017	Ryley Gilliam (R)	27
2018	Carson Spiers (R)	29
2019	Carson Spiers (R)	30
2020*	Carson Spiers (R)	9
2021	Geoffrey Gilbert (L)	28
2022	Jackson Lindley (R)	31
2023	Reed Garris (R)	27

COMPLETE GAMES

Year	Player (Throws)	CG
1952	Billy O'Dell (L)	4
1953	Billy O'Dell (L)	6
1954	Billy O'Dell (L)	9
1955	George Compton (R)	3
1956	Johnny Drake (R)	3
1957	Harold Stowe (L)	4
1958	Harold Stowe (L)	8
1959	Harold Stowe (L)	4
1960	Bailey Hendley (R)	2
	Jimmy Roller (R)	2
1961	Gene Harbeson (R)	4
	Damon Vincent (R)	4
1962	Tommy Lyon (L)	5
1963	Greg Casey (R)	2
	Tommy Chapman (L)	2
1964	Tommy Chapman (L)	6
1965	Tommy Chapman (L)	5
1966	Charlie Watson (R)	3
1967	Laval Johnson (L)	2
	Pete Myers (R)	2
	Bill Parmer (R)	2
	Charlie Watson (R)	2
1968	Bill James (R)	4
1969	Dave Van Volkenburg (L)	7
1970	Rusty Gerhardt (L)	*8
1971	Rusty Gerhardt (L)	*6
1972	Rusty Gerhardt (L)	6
1973	Steve Cline (R)	3
	Lindsay Graham (R)	3
1974	Steve Cline (R)	*7
1975	Randy Quintrell (L)	5
1976	Chuck Porter (R)	*11
1977	Ron Musselman (R)	*8
1978	Mike Brown (R)	6
1979	Mike Sullivan (R)	5
1980	Mike Brown (R)	5
1981	Jeff Gilbert (R)	7
1982	Jimmy Key (L)	*7
1983	Jeff Gilbert (R)	2
1984	Scott Parrish (R)	5
1985	George Stone (R)	8
1986	Bill Steele (R)	2
1987	Brian Barnes (L)	5
	Alan Botkin (L)	5
1988	Brian Barnes (L)	6
1989	Brian Barnes (L)	*9
1990	Tim Parker (R)	5
1991	Jason Angel (R)	3
1992	Scott Miller (R)	2
1993	Jason Dawsey (L)	2
1994	Kris Benson (R)	1
	Jason Dawsey (L)	1
	Billy Koch (R)	1
1995	Jason Dawsey (L)	4
1996	Kris Benson (R)	7
1997	Ryan Mottl (R)	2
	Matt White (L)	2
1998	Ryan Mottl (R)	1
	Matt White (L)	1
1999	Ryan Mottl (R)	1
2000	Ryan Mottl (R)	2
2001	Steve Reba (R)	2
2002	Steve Reba (R)	1
2003	Tyler Lumsden (L)	1
2004	Robert Rohrbaugh (L)	1

2005	Josh Cribb (R)	*3
	Stephen Faris (R)	*3
2006	Josh Cribb (R)	1
	Stephen Faris (R)	1
2007	David Kopp (R)	1
2008	D.J. Mitchell (R)	1
	Graham Stoneburner (R)	1
2009	Chris Dwyer (L)	1
2010	Casey Harman (L)	1
2011	Jonathan Meyer (R)	1
2012	No Complete Games	
2013	Daniel Gossett (R)	1
2014	Daniel Gossett (R)	2
2015	Brody Koerner (R)	1
2016	Alex Eubanks (R)	1
	Pat Krall (L)	1
2017	Alex Eubanks (R)	*2
2018	No Complete Games	
2019	No Complete Games	
2020*	No Complete Games	
2021	Nick Hoffmann (R)	1
2022	No Complete Games	
2023	No Complete Games	

SHUTOUTS

Year	Player (Throws)	SHO
1947	Joe Hazle (R)	1
1948	Nig Griffith (R)	1
1949	Bob Gaddis (R)	1
1950	Bill Ford (R)	1
	Bob Hughes (L)	1
1951	No Individual Shutouts	
1952	No Individual Shutouts	
1953	Billy O'Dell (L)	2
1954	Billy O'Dell (L)	3
1955	No Individual Shutouts	
1956	No Individual Shutouts	
1957	Don Shealy (R)	1
1958	No Individual Shutouts	
1959	Bailey Hendley (R)	1
	Harold Stowe (L)	1
1960	Jimmy Roller (R)	1
1961	No Individual Shutouts	
1962	Damon Vincent (R)	1
1963	No Individual Shutouts	
1964	Greg Casey (R)	1
1965	Tommy Chapman (L)	2
1966	Charles Watson (R)	1
1967	Laval Johnson (L)	1
	Pete Myers (R)	1
	Bill Parmar (R)	1
1968	John Curtis (L)	1
	Alan Demarest (R)	1
	Nelson Gibson (R)	1
	Tom Hudgins (R)	1
	Bill James (R)	1
1969	Rusty Gerhardt (L)	1
	Tom Hudgins (R)	1
1970	Rusty Gerhardt (L)	1
	Dave Van Volkenburg (L)	1
1971	Dave Van Volkenburg (L)	2
1972	Lindsay Graham (R)	*3
1973	Lindsay Graham (R)	2
1974	Ty Cline (L)	2
1975	Randy Quintrell (L)	2
1976	Ron Musselman (R)	*4
1977	Tommy Qualters (R)	*3
1978	Mike Brown (R)	*2
	Mike Sullivan (R)	*2
1979	Mike Sullivan (R)	*2
1980	Mike Brown (R)	*2
	Bill Duke (R)	*2
1981	Jeff Gilbert (R)	1
	Jimmy Key (L)	1
	Scott Parrish (R)	1
1982	Jeff Gilbert (R)	2
1983	Scott Parrish (R)	*1
1984	Scott Parrish (R)	*2
1985	John Pawlowski (R)	2
1986	No Individual Shutouts	
1987	Alan Botkin (L)	2
	Oliver Whitaker (L)	2
1988	Alan Botkin (L)	1
	David Tripp (R)	1
1989	Brian Barnes (L)	1
	Ron Frazier (R)	1
1990	Tim Parker (R)	3
1991	Jason Angel (R)	*2
	Scott Miller (R)	*2

YEARLY LEADERS

1992	No Individual Shutouts	
1993	No Individual Shutouts	
1994	No Individual Shutouts	
1995	Jason Dawsey (L)	2
1996	Kris Benson (R)	*4
1997	No Individual Shutouts	
1998	No Individual Shutouts	
1999	No Individual Shutouts	
2000	Ryan Mottl (R)	1
2001	Steve Reba (R)	1
2002	No Individual Shutouts	
2003	Tyler Lumsden (L)	1
2004	No Individual Shutouts	
2005	Josh Cribb (R)	*2
2006	No Individual Shutouts	
2007	No Individual Shutouts	
2008	Graham Stoneburner (R)	*1
2009	No Individual Shutouts	
2010	No Individual Shutouts	
2011	No Individual Shutouts	
2012	No Individual Shutouts	
2013	Daniel Gossett (R)	1
2014	Daniel Gossett (R)	*2
2015	Brody Koerner (R)	*1
2016	No Individual Shutouts	
2017	Alex Eubanks (R)	*2
2018	No Individual Shutouts	
2019	No Individual Shutouts	
2020*	No Individual Shutouts	
2021	No Individual Shutouts	
2022	No Individual Shutouts	
2023	No Individual Shutouts	

SAVES

Year	Player (Throws)	Svs
1969	Jay Bevis (R)	6
1970	Jay Bevis (R)	5
1971	Jay Bevis (R)	4
1972	Jay Bevis (R)	5
1973	Jimmy Baker (R)	3
	Lindsay Graham (R)	3
1974	Larry Meekins (R)	3
1975	Tommy Qualters (R)	6
1976	Houston Matthews (R)	4
1977	Dave Woessner (R)	5
1978	Dave Woessner (R)	6
1979	Len Bradley (R)	5
1980	Len Bradley (R)	7
1981	Lynn Martin (R)	2
	Tim Rice (L)	2
1982	Roger Hackett (L)	2
	David Hess (R)	2
	Lee Wiles (R)	2
1983	Lynn Martin (R)	4
1984	John Pawlowski (R)	4
1985	John Burnett (L)	*4
1986	Chuck Baldwin (R)	5
1987	Doug Marchal (R)	5
1988	Mike Milchin (L)	8
1989	Jerome Santivasci (R)	6
1990	Ron Frazier (R)	4
1991	Eric Bradford (R)	2
	Mike Holtz (L)	2
	Scott Miller (R)	2
	Chad Phillips (L)	2
1992	Aaron Jersild (L)	7
1993	Scott Winchester (R)	10
1994	Scott Winchester (R)	10
1995	Scott Winchester (R)	*14
1996	David Shepard (R)	5
1997	Matt Additon (R)	5
1998	Scott Clackum (R)	*9
1999	Chris Heck (L)	5
2000	Nick Glaser (R)	*15
2001	Josh Cram (R)	6
2002	Paul Harrelson (R)	8
2003	Paul Harrelson (R)	6
2004	Patrick Hogan (R)	*10
2005	Jeff Hahn (R)	3
2006	Daniel Moskos (L)	10
2007	Daniel Moskos (L)	6
2008	Matt Vaughn (R)	11
2009	Tomas Cruz (R)	4
	Matt Vaughn (R)	4
2010	Alex Frederick (R)	4
2011	Scott Weismann (R)	7
2012	Scott Firth (R)	3
2013	Matt Campbell (R)	7
2014	Matt Campbell (R)	8

2015	Taylor Vetzal (R)	4
2016	Pat Krall (L)	5
2017	Ryley Gilliam (R)	4
2018	Ryley Gilliam (R)	*11
2019	Carson Spiers (R)	11
2020*	Carson Spiers (R)	4
2021	Nick Hoffmann (R)	4
2022	Ryan Ammons (L)	8
2023	Ryan Ammons (L)	5

INNINGS PITCHED

Year	Player (Throws)	IP
1952	Billy O'Dell (L)	56.0
1953	Billy O'Dell (L)	72.1
1954	Billy O'Dell (L)	91.1
1955	Leonard Humphries (R)	42.0
1956	Johnny Drake (R)	45.2
1957	Harold Stowe (L)	55.1
1958	Harold Stowe (L)	*^126.2
1959	Harold Stowe (L)	97.1
1960	Jimmy Roller (R)	71.2
1961	Damon Vincent (R)	61.1
1962	Tommy Lyon (L)	82.0
1963	Damon Vincent (R)	44.1
1964	Tommy Chapman (L)	89.1
1965	Tommy Chapman (L)	85.0
1966	Charlie Watson (R)	65.2
1967	Bill Parmer (R)	71.0
1968	Nelson Gibson (R)	62.0
1969	Dave Van Volkenburg (L)	92.1
1970	Rusty Gerhardt (L)	*100.1
1971	Rusty Gerhardt (L)	*108.0
1972	Rusty Gerhardt (L)	*85.0
1973	Lindsay Graham (R)	60.2
1974	Steve Cline (R)	*102.2
1975	Chuck Porter (R)	*81.1
1976	Chuck Porter (R)	*119.0
1977	Ron Musselman (R)	*117.1
1978	Mike Brown (R)	83.1
1979	Mike Sullivan (R)	*91.0
1980	Jimmy Key (L)	*111.1
1981	Jeff Gilbert (R)	102.1
1982	Jimmy Key (L)	*116.0
1983	Scott Parrish (R)	62.2
1984	George Stone (R)	80.2
1985	George Stone (R)	127.1
1986	Bill Steele (R)	109.1
1987	Brian Barnes (L)	120.2
1988	Brian Barnes (L)	*137.2

1989	Brian Barnes (L)	*146.0
1990	Tim Parker (R)	97.0
1991	Jason Angel (R)	108.0
1992	Jason Angel (R)	105.1
1993	Andy Taulbee (R)	97.1
1994	Andy Taulbee (R)	114.2
1995	Jason Dawsey (L)	129.1
1996	Kris Benson (R)	*156.0
1997	Ryan Mottl (R)	106.2
1998	Ryan Mottl (R)	101.0
1999	Ryan Mottl (R)	99.2
2000	Ryan Mottl (R)	107.0
2001	Steve Reba (R)	108.0
2002	Matt Henrie (R)	112.2
	Steve Reba (R)	112.2
2003	Tyler Lumsden (L)	86.0
2004	Tyler Lumsden (L)	81.1
2005	Josh Cribb (R)	109.1
2006	Stephen Faris (R)	103.0
2007	David Kopp (R)	99.2
2008	D.J. Mitchell (R)	98.2
2009	Casey Harman (L)	86.2
2010	Casey Harman (L)	*121.0
2011	Justin Sarraatt (R)	80.2
2012	Dominic Leone (R)	84.0
2013	Daniel Gossett (R)	98.1
2014	Daniel Gossett (R)	107.1
2015	Matthew Crownover (L)	109.0
2016	Charlie Barnes (L)	94.2
2017	Alex Eubanks (R)	105.2
2018	Brooks Crawford (R)	80.2
2019	Davis Sharpe (R)	84.1
2020*	Sam Weatherly (L)	22.2
2021	Keyshawn Askew (L)	57.0
2022	Mack Anglin (R)	76.1
2023	Austin Gordon (R)	84.0

BATTERS FACED

Year	Player (Throws)	BF
1960	Jimmy Roller (R)	289
1961	Damon Vincent (R)	286
1962	Tommy Lyon (L)	346
1963	Tommy Lyon (L)	198
1964	Tommy Chapman (L)	394
1965	Tommy Chapman (L)	364
1966	Charlie Watson (R)	276
1967	Bill Parmer (R)	290
1968	Nelson Gibson (R)	257
1969	Dave Van Volkenburg (L)	407


1970	Rusty Gerhardt (L)	410
1971	Rusty Gerhardt (L)	424
1972	Lindsay Graham (R)	276
1973	Steve Cline (R)	257
1974	Steve Cline (R)	417
1975	Chuck Porter (R)	361
1976	Chuck Porter (R)	474
1977	Ron Musselman (R)	483
1978	Brian Snyder (L)	370
1979	Brian Snyder (L)	397
1980	Jimmy Key (L)	454
1981	Jeff Gilbert (R)	429
1982	Jimmy Key (L)	485
1983	Scott Parrish (R)	273
1984	George Stone (R)	327
1985	George Stone (R)	569
1986	Bill Steele (R)	481
1987	Brian Barnes (L)	523
1988	Brian Barnes (L)	598
1989	Brian Barnes (L)	*602
1990	Tim Parker (R)	417
1991	Jason Angel (R)	443
1992	Jason Angel (R)	454
1993	Andy Taulbee (R)	419
1994	Andy Taulbee (R)	489
1995	Jason Dawsey (L)	529
1996	Kris Benson (R)	*606
1997	Ryan Mottl (R)	479
1998	Ryan Mottl (R)	441
1999	Ryan Mottl (R)	480
2000	Ryan Mottl (R)	451
2001	Steve Reba (R)	434
2002	Steve Reba (R)	437
2003	Tyler Lumsden (L)	373
2004	Tyler Lumsden (L)	358
2005	Josh Cribb (R)	469
2006	Stephen Faris (R)	408
2007	David Kopp (R)	429
2008	D.J. Mitchell (R)	428
2009	Chris Dwyer (L)	375
	Casey Harman (L)	375
2010	Casey Harman (L)	*518
2011	Justin Sarraatt (R)	328
2012	Dominic Leone (R)	372
2013	Daniel Gossett (R)	420
2014	Daniel Gossett (R)	433
2015	Zack Erwin (L)	454
2016	Charlie Barnes (L)	425
2017	Alex Eubanks (R)	438

2018	Jake Higginbotham (L)	343
2019	Davis Sharpe (R)	351
2020*	Sam Weatherly (L)	94
2021	Keyshawn Askew (L)	260
2022	Mack Anglin (R)	345
2023	Austin Gordon (R)	352

STRIKEOUTS

Year	Player (Throws)	K
1952	Billy O'Dell (L)	81
1953	Billy O'Dell (L)	108
1954	Billy O'Dell (L)	*111
1955	Leonard Humphries (R)	39
1956	Johnny Drake (R)	49
1957	Harold Stowe (L)	36
1958	Harold Stowe (L)	*126
1959	Harold Stowe (L)	*117
1960	Bailey Hendley (R)	39
1961	Damon Vincent (R)	62
1962	Tommy Lyon (L)	52
1963	Damon Vincent (R)	48
1964	Tommy Chapman (L)	*83
1965	Tommy Chapman (L)	100
1966	Charlie Watson (R)	72
1967	Charlie Watson (R)	71
1968	Bill James (R)	45
1969	Rusty Gerhardt (L)	*99
1970	Rusty Gerhardt (L)	*111
1971	Rusty Gerhardt (L)	*111
1972	Rusty Gerhardt (L)	61
1973	Steve Cline (R)	68
1974	Steve Cline (R)	*69
1975	Chuck Porter (R)	67
1976	Ron Musselman (R)	78
1977	Ron Musselman (R)	*107
1978	Mike Sullivan (R)	63
1979	Mike Sullivan (R)	79
1980	Mike Brown (R)	77
1981	Jeff Gilbert (R)	58
1982	Jimmy Key (L)	94
1983	Tim Rice (L)	42
1984	George Stone (R)	57
1985	George Stone (R)	93
1986	Brian Barnes (L)	53
1987	Brian Barnes (L)	*112
1988	Brian Barnes (L)	*140
1989	Brian Barnes (L)	*208
1990	Tim Parker (R)	90
1991	Mike Kimbrell (R)	74
1992	Jason Angel (R)	76
1993	Andy Taulbee (R)	85
1994	Andy Taulbee (R)	103
1995	Jason Dawsey (L)	*133
1996	Kris Benson (R)	*204
1997	Ryan Mottl (R)	99
1998	Ryan Mottl (R)	96
1999	Mike Paradis (R)	87
2000	Ryan Mottl (R)	81
2001	Steve Reba (R)	103
2002	Steve Reba (R)	82
2003	Tyler Lumsden (L)	72
2004	Tyler Lumsden (L)	88
2005	Josh Cribb (R)	97
2006	Stephen Faris (R)	86
2007	Daniel Moskos (L)	78
2008	D.J. Mitchell (R)	106
2009	Chris Dwyer (L)	95
2010	Casey Harman (L)	105
2011	Dominic Leone (R)	72
2012	Daniel Gossett (R)	87
2013	Daniel Gossett (R)	91
2014	Daniel Gossett (R)	107
2015	Matthew Crownover (L)	108
2016	Charlie Barnes (L)	84
2017	Charlie Barnes (L)	113
2018	Spencer Strider (R)	70
2019	Davis Sharpe (R)	84
2020*	Sam Weatherly (L)	43
2021	Mack Anglin (R)	75
2022	Mack Anglin (R)	78
2023	Caden Grice (L)	101

* - led the ACC or tied for the ACC lead; ^ - led the nation or tied for the national lead; ° - season suspended March 12 and later canceled due to a coronavirus (COVID-19) pandemic; Note: Clemson single-season records in **bold**.



**TOMMY CHAPMAN
LED THE TIGERS
IN STRIKEOUTS IN
1964 AND 1965.**

CAREER LEADERS

BATTING			
GAMES			
Rk	Player	Year(s)	G
1.	Khalil Greene	1999-02	272
2.	Bert Heffernan	1985-88	259
3.	Jeff Schaus	2008-11	258
4.	Andy D'Alessio	2004-07	253
5.	Kurt Bultmann	1996-99	249
6.	Jim Crowley	1988-91	247
7.	Wilson Boyd	2007-10	238
8.	Michael Johnson	2000-03	235
9.	Herman Demmink	2003-06	232
10.	Henri Stanley	1997-00	231

AT-BATS			
Rk	Player	Year(s)	AB
1.	Khalil Greene	1999-02	1069
2.	Bert Heffernan	1985-88	993
3.	Jeff Schaus	2008-11	973
4.	Kurt Bultmann	1996-99	953
5.	Chuck Baldwin	1984-87	935
6.	Shane Monahan	1993-95	856
7.	Andy D'Alessio	2004-07	853
8.	Wilson Boyd	2007-10	837
9.	Jim McCollom	1982-85	830
10.	Jim Crowley	1988-91	826

HITS			
Rk	Player	Year(s)	Hits
1.	Khalil Greene	1999-02	403
2.	Shane Monahan	1993-95	337
3.	Bert Heffernan	1985-88	335
4.	Chuck Baldwin	1984-87	311
	Jeff Schaus	2008-11	311
6.	Kurt Bultmann	1996-99	306
7.	Jim McCollom	1982-85	285
8.	Michael Johnson	2000-03	275
9.	Jim Crowley	1988-91	271
10.	Neil Simons	1977-80	270
	Gary Burnham	1994-97	270

DOUBLES			
Rk	Player	Year(s)	2B
1.	Khalil Greene	1999-02	95
2.	Kurt Bultmann	1996-99	82
3.	Gary Burnham	1994-97	77
4.	Taylor Harbin	2004-07	67
5.	Bert Heffernan	1985-88	63
6.	Chuck Baldwin	1984-87	62
7.	Jeff Schaus	2008-11	61
8.	Shane Monahan	1993-95	60
9.	Reed Rohlman	2015-17	59
10.	Jim Crowley	1988-91	57
	Patrick Boyd	1998-01	57

TRIPLES			
Rk	Player	Year(s)	3B
1.	Shane Monahan	1993-95	21
2.	Don Russell	1968-70	18
3.	Rusty Adkins	1965-67	17
	Bill Spiers	1985-87	17
5.	Jeff Miller	1990-93	15
	David Miller	1993-95	15
7.	Ray Mathews	1948-51	14
	Fred Knoebel	1950-52	14
	Johnny Severs	1969-71	14
	Neil Simons	1977-80	14
	Bert Heffernan	1985-88	14

HOME RUNS			
Rk	Player	Year(s)	HR
1.	Jeff Baker	2000-02	59
	Andy D'Alessio	2004-07	59
3.	Michael Johnson	2000-03	58
4.	Seth Beer	2016-18	56
5.	Matthew LeCroy	1995-97	53
6.	Jim McCollom	1982-85	52
	Khalil Greene	1999-02	52
8.	Eric Macrina	1988-91	51
9.	Kyle Parker	2008-10	46
10.	Caden Grice	2021-23	45

RBIs			
Rk	Player	Year(s)	RBI
1.	Khalil Greene	1999-02	276
2.	Jeff Baker	2000-02	226
3.	Jim McCollom	1982-85	218
4.	Andy D'Alessio	2004-07	217
5.	Kurt Bultmann	1996-99	214
6.	Michael Johnson	2000-03	213
7.	Jeff Schaus	2008-11	211
8.	Gary Burnham	1994-97	209
9.	Matthew LeCroy	1995-97	208
10.	Jim Crowley	1988-91	197

BATTING AVERAGE				
Rk	Player	Year(s)	Hits-AB	Avg.
1.	Denny Walling	1975	59-140	.421
2.	Dude Buchanan	1939-41	74-184	.402
3.	Shane Monahan	1993-95	337-856	.394
4.	Cam Cannarella	2023	97-250	.388
5.	Billy Amick	2022,23	71-186	.382
6.	Billy McMillon	1991-93	201-527	.381
7.	Herb Jessen	1942,43	38-100	.380
8.	Rusty Adkins	1965-67	150-396	.379
9.	Khalil Greene	1999-02	403-1069	.377
10.	Ted Corbin	1992	74-199	.372

Note: Minimum 100 at-bats.

SLUGGING PERCENTAGE					
Rk	Player	Year(s)	AB	TB	Slg %
1.	Denny Walling	1975	140	113	.807
2.	Billy Amick	2022,23	186	131	.704
3.	Max Wagner	2021,22	287	202	.704
4.	Dave Lynn	1958,60,61	163	113	.693
5.	Tim Teufel	1979,80	365	244	.668
6.	Dude Buchanan	1939-41	184	121	.658
7.	Seth Beer	2016-18	647	419	.647
8.	Michael Johnson	2000-03	800	509	.636
9.	Jim McCollom	1982-85	830	521	.628
10.	Jeff Baker	2000-02	773	484	.626

Note: Minimum 100 at-bats.

TOTAL BASES			
Rk	Player	Year(s)	TB
1.	Khalil Greene	1999-02	668
2.	Shane Monahan	1993-95	535
3.	Kurt Bultmann	1996-99	525
4.	Jim McCollom	1982-85	521
5.	Michael Johnson	2000-03	509
6.	Bert Heffernan	1985-88	507
7.	Andy D'Alessio	2004-07	498
8.	Jeff Baker	2000-02	484
9.	Jeff Schaus	2008-11	477
10.	Chuck Baldwin	1984-87	476

RUNS			
Rk	Player	Year(s)	Runs
1.	Bert Heffernan	1985-88	285
2.	Khalil Greene	1999-02	265
3.	Shane Monahan	1993-95	235
4.	Kurt Bultmann	1996-99	233
5.	Gary Burnham	1994-97	215
6.	Jeff Schaus	2008-11	213
7.	Jim McCollom	1982-85	203
8.	Michael Johnson	2000-03	201
9.	Jim Crowley	1988-91	199
10.	Patrick Boyd	1998-01	196

STOLEN BASES			
Rk	Player	Year(s)	SB
1.	Henry Threadgill	1986-89	85
	Mike Couture	1987-90	85
3.	Kevin Northrup	1989-92	83
4.	Brian Kowitz	1988-90	76
5.	Brooks Shumake	1982-84	71
6.	Ray Williams	1984-87	70
7.	Billy Weems	1977-80	68
8.	Randy Mazey	1985-88	65
9.	Shane Monahan	1993-95	61
10.	Bill Spiers	1985-87	60

WALKS			
Rk	Player	Year(s)	BB
1.	Bert Heffernan	1985-88	207
2.	Neil Simons	1977-80	180
	Seth Beer	2016-18	180
4.	Michael Johnson	2000-03	169
5.	Gary Burnham	1994-97	157
6.	Jeff Schaus	2008-11	148
7.	Henri Stanley	1997-00	144
8.	Khalil Greene	1999-02	143
	Brad Miller	2009-11	143
10.	Chris Epps	2008-11	142

WALKS PER AT-BAT				
Rk	Player	Year(s)	AB/BB	Ratio
1.	Seth Beer	2016-18	647/180	1/3.59
2.	Kurt Seibert	1974-76	408/106	1/3.85
3.	Don Russell	1968-70	415/107	1/3.88
4.	Chris Epps	2008-11	596/142	1/4.20
5.	Brian Ellis	1997-00	583/138	1/4.22
6.	Chad Fairey	2019,20,22,23	237/55	1/4.31
7.	Johnny Severs	1969-71	373/86	1/4.34
8.	Dave Buffamoyer	1978,79	287/66	1/4.35
9.	Neil Simons	1977-80	805/180	1/4.47
10.	Steve Nilsson	1976-78	507/112	1/4.53

Note: Minimum 100 at-bats.

STRIKEOUTS PER AT-BAT				
Rk	Player	Year(s)	AB/K	Ratio
1.	Rusty Adkins	1965-67	396/16	1/24.75
2.	Neil Simons	1977-80	805/43	1/18.72
3.	Billy Weems	1977-80	674/39	1/17.28
4.	Randy Bray	1968-70	457/27	1/16.93
5.	Casey Stone	1998-01	736/46	1/16.00
6.	Mike Eydenberg	1993,94	296/19	1/15.58
7.	Joe Taylor	1992,93	394/27	1/14.54
8.	Mike Mahoney	1973-75,81	323/23	1/14.04
9.	Steve Tucker	1973-76	502/37	1/13.57
10.	Taylor Harbin	2005-07	781/66	1/11.83

Note: Minimum 100 at-bats.

CAREER LEADERS

PITCHING

APPEARANCES

Rk	Player	Year(s)	App.
1.	Matt Additon	1997-00	98
2.	Patrick Andrews	2012-14,16,17	89
3.	Thomas Boozer	1999-02	88
	Jeff Hahn	2002-05	88
5.	Scott Winchester	1993-95	87
6.	Jonathan Meyer	2010-13	86
7.	Ryan Hinson	2006-09	85
8.	Daniel Moskos	2005-07	81
	Matt Vaughn	2006-09	81
10.	Justin Sarratt	2007-11	80

STARTS

Rk	Player	Year(s)	Starts
1.	Ryan Mottl	1997-00	68
2.	Brian Barnes	1986-89	65
3.	Rusty Gerhardt	1969-72	55
4.	Kris Benson	1994-96	47
5.	Jimmy Key	1980-82	46
	Matthew Crownover	2013-15	46
7.	Oliver Whitaker	1984-87	45
	Steve Reba	1999-02	45
9.	Billy Koch	1994-96	44
10.	Alan Botkin	1986-89	43

RELIEF APPEARANCES

Rk	Player	Year(s)	RA
1.	Matt Additon	1997-00	93
2.	Patrick Andrews	2012-14,16,17	88
3.	Scott Winchester	1993-95	87
4.	Thomas Boozer	1999-02	79
5.	Matt Vaughn	2006-09	78
	Matt Campbell	2011-14	78
7.	Jeff Hahn	2002-05	77
8.	Paul Harrelson	2000-03	75
9.	Patrick Hogan	2001-04	71
	Daniel Moskos	2005-07	71
	Carson Spiers	2017-20	71

COMPLETE GAMES

Rk	Player	Year(s)	CG
1.	Rusty Gerhardt	1969-72	26
2.	Brian Barnes	1986-89	21
3.	Billy O'Dell	1952-54	19
4.	Harold Stowe	1957-59	16
	Dave Van Volkenburg	1969-72	16
	Chuck Porter	1974-76	16
7.	Ron Musselman	1976,77	14
	Mike Brown	1978-80	14
	Jimmy Key	1980-82	14
10.	Tommy Chapman	1963-65	13
	Jeff Gilbert	1981-83	13

SHUTOUTS

Rk	Player	Year(s)	SHO
1.	Ron Musselman	1976,77	6
2.	Billy O'Dell	1952-54	5
	Rusty Gerhardt	1969-72	5
	Lindsay Graham	1970-73	5
	Mike Brown	1978-80	5
6.	Chuck Porter	1974-76	4
	Mike Sullivan	1977-79	4
	Kris Benson	1994-96	4
9.	Dave Van Volkenburg	1969-72	3
	Tommy Qualters	1975-78	3
	Brian Snyder	1977-79	3
	Jeff Gilbert	1981-83	3
	John Pawlowski	1983-85	3
	Alan Botkin	1986-89	3
	Tim Parker	1987,88,90	3
	Daniel Gossett	2012-14	3

WINS

Rk	Player	Year(s)	Wins
1.	Brian Barnes	1986-89	44
2.	Rusty Gerhardt	1969-72	34
3.	Ryan Mottl	1997-00	33
	Steve Reba	1999-02	33
5.	Kris Benson	1994-96	29
6.	Andy Taulbee	1992-94	27
7.	Jason Angel	1990-92	25
	Matthew Crownover	2013-15	25
9.	Harold Stowe	1957-59	24
	Chuck Porter	1974-76	24

WINNING PERCENTAGE

Rk	Player	Year(s)	W-L	Win %
1.	Mike Kimbrell	1988-91	17-1	94.4
2.	Scott Parrish	1981,83,84	21-3	87.5
3.	Mike Sullivan	1977-79	20-3	87.0
4.	Bill Parmar	1965-67	18-3	85.7
	Jarrod Schmidt	2000-02	18-3	85.7
6.	Chad Phillips	1990-93	17-3	85.0
	Ken Vining	1994-96	17-3	85.0
8.	Nick Clayton	2020-23	15-3	83.3
9.	Scott Miller	1991,92	19-4	82.6
10.	Brian Barnes	1986-89	44-10	81.5

Note: Minimum 15 decisions.

INNINGS PITCHED

Rk	Player	Year(s)	IP
1.	Brian Barnes	1986-89	475.1
2.	Ryan Mottl	1997-00	414.1
3.	Rusty Gerhardt	1969-72	384.1
4.	Kris Benson	1994-96	319.2
5.	Steve Reba	1999-02	319.1
6.	Jimmy Key	1980-82	318.2
7.	Jason Dawsey	1993-95	304.1
8.	Oliver Whitaker	1984-87	299.1
9.	Daniel Gossett	2012-14	282.2
10.	Josh Cribb	2003-06	282.1

ERA

Rk	Player	Year(s)	ERA
1.	Billy O'Dell	1952-54	1.51
2.	Scott Winchester	1993-95	1.70
3.	Steve Cline	1973,74	1.94
4.	Jay Bevis	1969-72	2.13
5.	Matthew Crownover	2013-15	2.30
6.	Harold Stowe	1957-59	2.32
7.	Rusty Gerhardt	1969-72	2.39
8.	Chuck Porter	1974-76	2.43
9.	Carson Spiers	2017-20	2.47
10.	Bill Parmar	1965-67	2.59

Note: Minimum 100 innings pitched.

STRIKEOUTS

Rk	Player	Year(s)	K
1.	Brian Barnes	1986-89	513
2.	Rusty Gerhardt	1969-72	382
3.	Ryan Mottl	1997-00	360
4.	Kris Benson	1994-96	356
5.	Billy Koch	1994-96	338
6.	Billy O'Dell	1952-54	300
7.	Daniel Gossett	2012-14	285
8.	Harold Stowe	1957-59	279
9.	Jason Dawsey	1993-95	276
10.	Steve Reba	1999-02	263

STRIKEOUTS PER NINE INNINGS PITCHED

Rk	Player	Year(s)	K/9 IP
1.	Billy O'Dell	1952-54	12.29
2.	Matt Campbell	2011-14	11.10
3.	Billy Koch	1994-96	11.00
4.	Geoffrey Gilbert	2020-22	10.76
5.	Mack Anglin	2020-22	10.57
6.	Ryley Gilliam	2016-18	10.35
7.	Ken Vining	1994-96	10.35
8.	Kris Benson	1994-96	10.02
9.	Kevin Brady	2009-12	9.87
10.	Davis Sharpe	2019-21	9.87

Note: Minimum 100 innings pitched.

STRIKEOUT-TO-WALK RATIO

Rk	Player	Year(s)	K/BB
1.	Alex Eubanks	2016,17	4.83
2.	Kris Benson	1994-96	4.51
3.	Mat Clark	2018-21	4.35
4.	Nick Hoffmann	2020-23	4.08
5.	Charlie Barnes	2015-17	4.07
6.	Casey Harman	2008-10	3.97
7.	Kevin Brady	2009-12	3.89
8.	Josh Cribb	2003-06	3.62
9.	Billy O'Dell	1952-54	3.61
10.	Austin Gordon	2022,23	3.45

Note: Minimum 100 innings pitched.

HITS PER NINE INNINGS PITCHED

Rk	Player	Year(s)	H/9 IP
1.	Billy O'Dell	1952-54	5.29
2.	Matt Campbell	2011-14	5.47
3.	Carson Spiers	2017-20	5.76
4.	Rusty Gerhardt	1969-72	5.95
5.	Scott Winchester	1993-95	6.04
6.	Jay Bevis	1969-72	6.22
7.	Steve Cline	1973,74	6.33
8.	Charlie Watson	1965-67	6.58
9.	Ryley Gilliam	2016-18	6.64
10.	Chuck Porter	1974-76	6.80

Note: Minimum 100 innings pitched.

WALKS PER NINE INNINGS PITCHED

Rk	Player	Year(s)	BB/9 IP
1.	Nick Hoffmann	2020-23	1.69
2.	Phillip Lowery	1986-88	1.71
3.	Alex Eubanks	2016,17	1.73
4.	Mat Clark	2018-21	1.91
5.	Justin Sarratt	2007-11	1.91
6.	Stephen Faris	2004-06	2.08
7.	Scott Berney	2000	2.12
8.	Jimmy Roller	1959-61	2.13
9.	Casey Harman	2008-10	2.15
10.	Jacob Hennessy	2017-19	2.20

Note: Minimum 100 innings pitched.

SAVES

Rk	Player	Year(s)	Saves
1.	Scott Winchester	1993-95	34
2.	Jay Bevis	1969-72	20
3.	Matt Campbell	2011-14	19
	Carson Spiers	2017-20	19
5.	Patrick Hogan	2001-04	18
6.	Nick Glaser	2000,01	16
	Daniel Moskos	2005-07	16
	Matt Vaughn	2006-09	16
9.	Ryley Gilliam	2016-18	15
10.	Dave Woessner	1977-79	14
	Paul Harrelson	2000-03	14

BATTERS FACED

Rk	Player	Year(s)	BF
1.	Brian Barnes	1986-89	2052
2.	Ryan Mottl	1997-00	1851
3.	Rusty Gerhardt	1969-72	1473
4.	Steve Reba	1999-02	1395
5.	Oliver Whitaker	1984-87	1371
6.	Jimmy Key	1980-82	1349
7.	Kris Benson	1994-96	1317
8.	Jason Dawsey	1993-95	1281
9.	Bill Steele	1985-87	1228
10.	Alan Botkin	1986-89	1201

INDIVIDUAL CAREER BATTING STATS (ACC ERA)

Player	Year(s)	Avg	G-S	AB	R	H	2B	3B	HR	RBI	SB
Abbott, Gus	1956-58	.278	NA-NA	54	10	15	4	0	2	10	0-NA
Abrams, Gavin	2022,23	.241	15-8	29	4	7	1	1	1	6	0-0
Adams, Mark	1970-73	.229	29-NA	35	3	8	0	2	1	5	0-NA
Adeimy, John	1973	.298	37-34	121	16	36	1	2	1	15	3-NA
Addins, Rusty	1965-67	.379	97-97	396	109	150	22	17	11	66	38-NA
Amick, Billy	2022,23	.382	55-45	186	38	71	17	2	13	63	2-2
Anderson, Alan	1969	1.000	3-NA	2	2	2	1	0	0	2	0-NA
Anderson, Jack	1969	.258	23-NA	66	14	17	0	1	1	6	4-NA
Anderson, Jim	1990,91	.254	101-75	264	55	67	15	0	9	40	1-4
Andrade Jr., Jorge	2005	.208	19-4	24	4	5	1	0	1	5	0-0
Antonokas, George	1969	.250	2-NA	4	0	1	0	0	0	0	0-NA
Allen, Robbie	1978-80	.267	143-NA	484	100	129	19	6	11	73	19-28
Armstrong, Terry	1971-74	.249	77-NA	185	23	46	7	0	0	23	2-NA
Attanasio, Dominic	2011,12	.275	62-22	120	22	33	3	1	1	17	5-8
Ayers, Stan	1962-64	.293	62-NA	188	32	55	3	1	4	31	4-NA
Ayoub, Pete	1961-63	.318	70-69	261	51	83	17	3	2	53	1-NA
Bach, Woody	1968	.167	20-NA	30	5	5	0	0	0	1	1-NA
Bagwell, Kenny	1970,72	.278	65-NA	237	40	66	14	0	0	22	3-NA
Bagwell, Larry	1957-59	.265	NA-80	324	67	86	13	5	3	52	8-NA
Bailey, B.J.	2023	-----	1-0	0	1	0	0	0	0	0	0-0
Baker, Jeff	2000-02	.334	196-194	773	191	258	41	4	59	226	26-37
Baker, Jimmy	1970,72,73	.167	23-NA	18	1	3	0	0	0	1	0-NA
Baldwin, Chuck	1984-87	.333	228-NA	935	177	311	62	8	29	184	16-23
Ballentine, Tim	1975	.500	4-NA	4	1	2	1	0	0	0	0-NA
Barbary, Eddie	1965-67	.278	95-91	334	55	93	11	3	4	38	5-NA
Barnes, Brian	1987	.000	20-NA	2	0	0	0	0	0	1	0-0
Barnett, Bill	1954-56	.287	NA-59	230	47	66	9	6	6	35	13-NA
Barrett, Joe	1984	.286	10-NA	14	2	4	0	0	0	2	0-0
Batson, Glenn	2015,16	.177	61-23	96	9	17	7	0	1	16	1-1
Baucom, Steve	1984-87	.331	206-NA	698	131	231	49	12	14	139	17-20
Baum, Jay	2012-14	.253	167-144	510	69	129	24	5	1	48	25-41
Beasley, David	1976	.000	10-NA	4	0	0	0	0	0	0	1-NA
Beasley, Rick	1971	.191	18-NA	47	3	9	0	0	0	3	1-NA
Beer, Seth	2016-18	.321	188-188	647	172	208	41	1	56	177	4-5
Belk, Greg	1972,74-76	.210	70-NA	205	37	43	7	1	5	24	9-NA
Bertram, Riley	2023	.282	63-63	227	38	64	12	0	1	44	18-21
Bevis, Jay	1969-72	.280	83-NA	25	10	7	0	0	0	1	0-NA
Biegert, Mark	1984-87	.312	174-NA	372	95	116	21	5	5	71	15-15
Bigwood, Dave	1973	.000	14-NA	4	0	0	0	0	0	0	0-NA
Bissetta, Tristan	2023	.154	12-3	13	0	2	1	0	0	1	0-0
Blackston, Charlie	1954,55	.214	24-NA	56	11	12	2	0	2	8	2-NA
Blackwell, Benjamin	2022,23	.314	121-121	459	88	144	20	3	5	64	31-38
Blakeney, Reid	1959,60	.208	22-NA	24	6	5	1	0	0	4	0-NA
Blanton, Bo	1982	.333	7-NA	9	2	3	0	0	0	4	0-0
Boettcher, Donny	1970	.143	6-NA	7	0	1	0	0	0	0	0-NA
Bohonak, Mike	1963,64	.312	36-31	125	23	39	7	1	2	17	4-NA
Bonekat, Bill	1967-69	.150	20-NA	20	1	3	0	0	0	3	0-NA
Bonnette, Robert	1976-79	.305	211-208	813	173	248	51	9	18	174	28-NA
Borgert, Derek	1996-99	.319	159-79	342	64	109	23	0	7	72	1-2
Boulware, Garrett	2012-14	.295	150-138	508	88	150	30	1	12	82	5-7
Bowen, Bryce	2018	.000	1-0	1	0	0	0	0	0	0	0-0
Boyd, Patrick	1998-01	.341	191-190	760	196	259	57	6	28	178	49-63
Boyd, Roger	1960	.158	18-NA	19	3	3	1	0	0	3	2-NA
Boyd, Wilson	2007-10	.306	238-215	837	163	256	48	7	21	166	14-26
Bradford, Jeff	1971-73	.161	26-NA	31	2	5	0	0	1	4	0-NA
Bradley, Jimmy	1967,68	.254	31-NA	59	9	15	1	0	0	7	1-NA
Bradley, Kevin	2013	.179	37-7	56	5	10	1	0	1	6	1-2
Bradshaw, Toby	1960	.304	22-22	79	8	24	7	1	0	15	1-NA
Bray, Randy	1968-70	.302	128-115	457	75	138	22	1	5	64	17-NA
Brewer, Dylan	2020-22	.212	111-102	377	75	80	20	0	15	61	16-18
Brier, Coe	1981,82	.252	80-64	218	25	55	14	1	7	36	6-6
Brittle, Thomas	2012,13	.282	119-117	444	87	125	14	9	4	62	34-42
Brizek, Seth	1993-95	.260	180-165	654	113	170	31	1	19	99	16-26
Brock, J.D.	2021,22	.212	38-14	52	11	11	2	0	0	2	0-1
Brooks, Jerry	1986-88	.349	177-159	647	150	226	44	5	30	158	8-11
Broome, Nathan	1996,97	.308	91-52	198	39	61	7	2	3	33	7-7
Brown, Carol	1955-57	.181	NA-NA	105	16	19	1	2	0	5	0-NA
Brown, Joe	1954	.250	13-NA	28	4	7	0	0	1	5	2-NA
Brown, Mike	1979,80	.000	36-NA	1	1	0	0	0	0	0	0-0
Browning, Skip	1998	-----	13-11	0	0	0	0	0	0	0	0-0
Bryant, K.J.	2016,17	.241	65-33	112	27	27	3	1	2	10	4-4
Bryant, Russell	1970,71	.200	15-NA	15	1	3	1	0	0	0	0-NA
Bryant, Tim	1959,60	.257	36-NA	74	12	19	1	0	1	10	0-NA
Buffamoyer, Dave	1978,79	.317	85-NA	287	84	91	13	5	12	52	32-40
Bultmann, Kurt	1996-99	.321	249-241	953	233	306	82	4	43	214	13-20
Bunnell, David	2007	.234	29-14	47	7	11	3	0	0	6	0-0
Burg, Alex	2006,07	.202	72-26	129	17	26	6	0	1	17	2-2
Burgess, J.D.	2007,08	.225	93-61	209	34	47	7	1	1	21	2-3
Burnette, Bill	1961,62	.222	13-NA	9	4	2	0	0	1	2	0-NA
Burnette, Zack	1958-60	.240	NA-80	288	42	69	7	2	2	36	4-NA
Burnham, Gary	1994-97	.340	213-213	795	215	270	77	10	29	209	10-22
Byrd, Grayson	2017-19	.287	166-154	581	94	167	24	3	26	105	10-16
Caldwell, Dave	1975-77	.298	127-122	483	103	144	30	12	18	106	10-NA
Calitri, Mike	1998-00	.291	92-45	189	45	55	14	2	8	51	1-2
Campana, Jackson	2013,16	.154	13-2	13	1	2	1	0	0	2	0-0
Cannarella, Cam	2023	.388	59-59	250	72	97	16	3	7	47	24-29
Cantrell, Jim	1955	.000	5-NA	5	1	0	0	0	0	0	0-NA
Carraway, Doug	1965,66	.308	8-NA	13	2	4	1	0	0	0	0-NA

Player	Year(s)	Avg	G-S	AB	R	H	2B	3B	HR	RBI	SB
Carter, Chris	1992,93	.294	44-13	51	14	15	2	0	2	8	2-2
Casanova, Adrian	2005,06	.244	135-131	373	56	91	15	2	9	61	1-2
Casey, Greg	1963,64	.194	22-NA	36	3	7	1	0	0	3	0-NA
Castelli, Bill	1979,80	.282	70-NA	163	26	46	12	3	3	34	6-6
Caughman, Kevin	2010-12	.091	16-0	11	0	1	1	0	0	1	0-0
Chalk, Brad	2005-07	.356	177-167	599	139	213	26	6	0	49	32-40
Chapman, Tommy	1963-65	.275	44-NA	91	11	25	6	1	0	7	0-NA
Charpia, Bo	1999	-----	1-0	0	0	0	0	0	0	0	0-0
Charpia, Rusty	1986,88,89	.288	172-NA	548	122	158	28	6	7	81	25-32
Chastain, Billy	1988	.171	29-NA	41	7	7	1	0	2	8	0-0
Cleveland, Andrew	2012	.000	2-0	1	0	0	0	0	0	0	0-0
Cline, Steve	1973	.222	10-NA	18	3	4	0	1	0	3	0-NA
Cline, Ty	1959,60	.335	53-45	224	60	75	12	8	1	36	22-NA
Coder, Chad	2001,02	.280	96-65	275	61	77	20	2	6	36	21-24
Cohen, Earl	1966,67	.375	15-NA	8	1	3	1	0	0	2	0-NA
Coker, Butch	1957-59	.261	NA-70	261	29	68	4	5	2	44	1-NA
Coker, Roy	1954	.314	23-23	105	17	33	5	4	0	13	1-NA
Coleman, Jim	1955	.423	11-NA	26	7	11	1	0	1	4	2-NA
Colvin, Tyler	2004-06	.315	186-165	667	136	210	54	7	20	142	39-47
Compton, George	1955,56	.179	NA-NA	28	2	5	0	0	0	0	0-NA
Cooper, Matt	2018-20	.231	20-5	26	1	6	1	0	0	4	1-2
Corbin, Ted	1992	.372	55-55	199	51	74	14	2	0	20	10-13
Corbitt, Tyler	2022,23	.273	68-58	227	43	62	8	1	11	41	6-6
Cordileone, Lou	1959	.250	16-NA	48	10	12	1	0	2	10	3-NA
Cositore, Vince	1972	.000	1-NA	1	0	0	0	0	0	0	0-NA
Costigan, Joe	2011-14	.250	86-19	112	17	28	9	1	0	18	0-0
Couture, Mike	1987-90	.299	202-NA	616	159	184	36	7	32	151	85-107
Cowart, Lawton	1964-66	.287	75-NA	254	56	73	7	2	12	50	4-NA
Cox, Andrew	2014-17	.246	186-144	552	69	136	20	1	8	62	14-22
Cox, Jay	2011	.182	8-0	11	0	2	1	0	0	2	0-0
Crews, Jerry	1956	.750	NA-NA	4	0	3	0	0	0	2	0-NA
Crighton, Jack	2023	.239	34-16	67	10	16	3	0	0	3	4-5
Crocker, Barry	1954	.306	24-21	98	18	30	4	2	2	16	3-NA
Cromwell, Patrick	2017,18	.219	91-74	270	42	59	6	0	9	31	2-4
Crosland, Ben	1954,55	.211	11-NA	19	5	4	2	0	0	4	0-NA

INDIVIDUAL CAREER BATTING STATS (ACC ERA)

Player	Year(s)	Avg	G-S	AB	R	H	2B	3B	HR	RBI	SB
Crowley, Jim	1988-91	.328	247-NA	826	199	271	57	1	43	197	23-31
Currier, Steve	1985	-----	18-NA	0	0	0	0	0	0	0	0-1
Curtis, John	1968	.258	14-NA	31	5	8	0	1	1	5	1-NA
D'Alessio, Andy	2004-07	.309	253-239	853	169	264	51	3	59	217	11-17
Daniels, Fred	1990-92	.249	93-NA	189	41	47	10	2	0	30	7-11
Dantzler, Ellis	1964-66	.341	62-NA	220	40	75	11	6	5	44	8-NA
Davidson, Logan	2017-19	.290	187-187	728	171	211	45	2	42	142	37-46
Davidson, Mark	1982	.336	59-58	223	58	75	16	2	8	50	18-18
Davis, Billy	1983	.241	33-23	83	12	20	5	1	0	11	4-7
Dawsey, Jason	1993-95	.259	143-71	139	33	36	5	1	1	14	3-3
DeBerry, Fred	1957-59	.287	NA-70	254	53	73	11	2	1	44	7-NA
DeBerry, Joe	1989-91	.336	188-170	655	152	220	35	6	35	159	15-21
DeMaino, L.J.	2002	.291	49-30	127	32	37	3	5	0	15	12-14
Demarest, John	1968-70	.273	38-NA	44	6	12	4	1	0	6	0-NA
Demmink, Herman	2003-06	.311	232-207	821	168	255	46	7	13	116	30-44
DeMoura, Eric	1994-97	.295	185-132	550	110	162	20	1	4	82	16-21
Dempsiey, Bob	1959	.261	18-NA	46	10	12	2	1	1	10	1-NA
Diehl, Keith	1986	.333	13-NA	21	3	7	1	0	0	1	0-0
Dillon, Scott	1985,86	.306	124-123	447	85	137	24	3	8	78	25-31
Dinneen, John	1966,67	.150	20-NA	20	8	3	0	1	0	1	1-NA
Dixon, Eddie	1969,70	.284	60-NA	169	32	48	9	8	2	29	2-NA
Donathan, Drew	2018,20	.238	13-5	21	0	5	0	0	0	2	0-0
Douglass, Jesse	1999	.000	7-0	7	0	0	0	0	0	0	0-0
Drake, Johnny	1956	.217	NA-NA	23	4	5	1	1	2	8	0-NA
DuBose, Scott	1979	.240	14-NA	25	4	6	1	0	1	4	2-2
Duffie, Will	1994-96	.283	177-131	491	92	139	28	4	10	92	3-5
Duggar, Steven	2013-15	.299	184-184	715	140	214	33	6	8	109	50-65
Dukes, Mike	1958	.000	NA-NA	1	0	0	0	0	0	0	0-NA
Dunlap, Gene	1966	.185	14-NA	27	6	5	1	0	1	8	1-NA
Dunster, Mike	2011-14	.244	73-7	86	13	21	3	1	1	11	1-1
Easterling, Jess	2003	.300	10-1	10	3	3	0	0	0	0	1-1
Eckert, Tony	1973-75	.266	86-80	289	33	77	14	1	8	43	4-NA
Edgeworth, Teak	1958	.000	NA-NA	3	0	0	0	0	0	0	0-NA
Ellis, Brian	1997-00	.297	190-162	583	152	173	41	3	7	117	19-25
Ellisor, Dave	1961-63	.290	57-NA	221	50	64	7	5	2	28	19-NA
Embler, Jason	1994-97	.302	215-180	724	150	219	44	3	30	144	5-11
Epps, Chris	2008-11	.260	213-160	596	140	155	22	5	18	97	41-54
Eskew, Jerry	1968	.239	23-18	67	7	16	3	0	2	9	0-NA
Eubanks, Alex	2016	-----	1-1	0	0	0	0	0	0	0	0-0
Eubanks, Charlie	1959	1.000	2-NA	1	0	1	0	0	0	0	0-NA
Evens, Garrick	2002-04	.302	121-69	291	60	88	26	2	4	41	15-22
Everett, Brady	2003,04	.270	56-34	122	12	33	7	0	2	19	1-2
Eydenberg, Mike	1993,94	.291	100-77	296	45	86	25	4	2	55	5-8
Fahrney, Gary	1975,76	.273	47-NA	139	33	38	6	2	4	26	3-NA
Fairey, Burke	1985-88	.291	121-NA	244	56	71	20	5	4	38	8-13
Fairey, Chad	2019,20,22,23	.219	98-70	237	42	52	8	0	6	38	2-2
Faw, Brian	1989	-----	NA-NA	0	0	0	0	0	0	0	0-0
Felder, Brad	2012	.263	54-45	175	32	46	8	0	7	26	11-12
Ferguson, Jesse	2005	.154	44-5	52	6	8	1	0	0	5	1-1
Fish, Barry	1963	.200	19-NA	50	9	10	1	1	0	8	1-NA
Fisher, Jeff	1985	.000	15-NA	1	0	0	0	0	0	0	0-0
Fitzsimmons, Pat	1972-75	.261	116-NA	376	48	98	10	2	1	57	10-NA
Flitcher, Jake	2011	.000	4-0	3	0	0	0	0	0	0	0-0
Foley, Bill	1975-77	.302	118-NA	444	79	134	23	3	25	103	1-NA
Foster, Chuck	1990,91	.273	70-NA	143	37	39	7	0	2	14	4-5
Frank, Kyle	1999,01-03	.297	230-206	818	152	243	48	1	14	138	13-23
Frantz, Tim	1994,95	.154	29-0	26	4	4	0	0	0	2	0-0
Freeman, Mike	2008-10	.330	189-187	766	174	253	48	6	13	120	25-35
Freeman, Todd	1978	.217	20-NA	46	10	10	3	2	1	9	0-0
French, Jonathan	2021,22	.230	75-64	239	39	55	7	0	13	43	0-0
Frick, Talmadge	1962	.500	7-NA	2	2	1	0	0	0	0	0-NA
Fulton, Jay	1981-84	.181	146-NA	287	62	52	8	1	9	43	25-29
Gaddis, C.J.	2004	.000	22-3	16	6	0	0	0	0	2	3-4
Gaines, Roger	1954,55	.268	39-NA	149	10	40	8	0	0	23	4-NA
Gallagher, Glenn	1980,81	.298	107-104	386	67	115	16	1	15	65	10-13
Gallo, Pierce	2020,21	.160	13-8	25	5	4	0	0	0	1	1-1
Galloway, Paul	1993-96	.301	194-152	572	120	172	45	6	16	100	17-22
Gambrell, Sam	1957	.111	NA-NA	9	2	1	0	0	0	0	0-NA
Gardner, Jack	1958	1.000	NA-NA	1	0	1	0	0	0	1	0-NA
Garris, Reed	2022	.231	7-4	13	5	3	0	0	1	3	0-0
Garrison, Dave	1956	.277	NA-19	65	13	18	0	0	2	5	1-NA
Gerhardt, Rusty	1969-72	.265	70-NA	147	14	39	4	2	3	23	2-NA
Gibson, Maleekee	2013,15,16	.207	69-29	135	28	28	3	0	0	16	9-12
Gibson, Nelson	1966-68	.318	45-NA	66	13	21	1	0	0	12	2-NA
Gilbert, Jeff	1981-83	.000	43-NA	1	0	0	0	0	0	0	0-0
Giles, Bob	1956	.429	NA-NA	7	1	3	0	0	0	0	0-NA
Graham, Lindsay	1970-73	.110	48-NA	73	6	8	1	0	0	3	0-NA
Green, Michael	2019	.307	28-27	101	26	31	8	0	3	14	4-5
Green, Steve	1985,86	.248	57-NA	153	30	38	7	0	5	17	4-6
Green, Zane	2001-04	.273	197-95	414	92	113	24	2	6	57	11-15
Greene, Jordan	2016-19	.252	190-156	564	102	142	28	0	10	70	21-26
Greene, Khalil	1999-02	.377	272-271	1069	265	403	95	7	52	276	55-67
Grice, Caden	2021-23	.288	168-167	639	145	184	35	2	45	161	12-15
Grove, Trent	1980	.222	16-NA	27	4	6	1	0	0	4	0-0
Guin, Greg	1979-91	.309	154-149	547	106	169	42	2	14	120	15-20
Hackenberg, Adam	2019-21	.250	71-58	216	26	54	12	0	6	42	2-2
Hackle, Trent	1991-93	.261	66-30	157	21	41	5	1	0	20	3-5
Hall, Ben	2005,06	.266	78-11	109	15	29	7	1	3	18	1-4

Player	Year(s)	Avg	G-S	AB	R	H	2B	3B	HR	RBI	SB
Hall, Nathan	2023	.243	39-16	74	10	18	3	0	1	12	3-4
Hall, Sam	2018-21	.242	126-116	443	106	107	22	1	14	50	43-52
Hamilton, Lin	1971-74	.294	131-124	435	75	128	19	6	10	72	7-NA
Hampton, Mike	1993,94	.341	121-106	417	113	142	34	6	14	92	42-52
Harbeson, Gene	1961-63	.254	64-NA	213	35	54	9	0	9	28	4-NA
Harbin, Taylor	2005-07	.320	194-193	781	160	250	67	7	30	172	31-39
Harris, Jason	1998,99	.347	128-128	475	132	165	37	2	19	125	31-38
Harrison, Robert	1955	.381	9-NA	21	2	8	1	0	0	1	0-NA
Harvey, Kris	2003-05	.335	151-129	487	107	163	28	0	35	122	5-10
Hawkins, Bryar	2019-22	.273	162-148	561	96	153	23	4	18	86	7-7
Hawkins, Heyward	1962	.000	1-NA	1	0	0	0	0	0	0	0-NA
Hawkins, Justin	2018,19	.218	54-39	133	20	29	6	0	6	27	2-2
Hawkins, Ty	1987	.333	15-NA	21	2	7	2	0	0	3	0-0
Haynes, Richard	1971-74	.275	142-133	502	88	138	23	4	13	75	6-NA
Heffernan, Bert	1985-88	.337	259-253	993	285	335	63	14	27	195	54-71
Helms, Garry	1965,67	.343	41-NA	143	22	49	6	3	2	26	2-NA
Henderson, Elijah	2019-21	.250	67-53	196	33	49	9	0	2	27	5-7
Hendley, Bailey	1958-60	.333	NA-62	279	71	93	15	4	5	42	9-NA
Hendricks, Pete	1970-72	.248	47-NA	165	20	41	2	2	0	16	3-NA
Henrie, Matt	2001	.000	18-10	1	0	0	0	0	0	0	0-0
Hester, Ricky	1982,83	.314	95-77	303	61	95	14	8	5	49	20-25
Hinson, John	2008,10,11	.329	166-142	583	132	192	21	5	27	127	53-65
Hoffman, Doug	1957-59	.247	NA-80	279	65	69	8	8	8	47	17-NA
Hogan, Doug	2005-08	.295	168-124	509	83	150	33	6	25	104	19-32
Hogan, Patrick	2001	.000	16-1	1	0	0	0	0	0	0	0-0
Holland, Eddie	1968-70	.242	103-NA	293	51	71	12	3	6	40	3-NA
Holloway, Tito	1998	.500	8-0	4	0	2	0	0	0	0	0-0
Holstad, Brian	1997-00	.264	197-136	478	113	126	16	3	3	64	31-40
Hoover, Alan	1976-78	.256	94-NA	293	49	75	24	1	6	41	3-NA
Horne, Todd	1982	.304	16-NA	23	5	7	0	0	0	6	0-0
Hourigan, Jeff	2002,03	.270	107-79	307	36	83	14	0	8	47	1-1
Howard, Mo	1971	.000	1-NA	1	0	0	0	0	0	0	0-NA
Hub, Ryan	2000,02,04	.230	128-59	230	44	53	8	2	6	35	5-9
Hubbard, Bob	1957	.157	NA-16	51	7	8	0	0	0	2	0-NA

INDIVIDUAL CAREER BATTING STATS (ACC ERA)

Player	Year(s)	Avg	G-S	AB	R	H	2B	3B	HR	RBI	SB
Lockhart, Mike	1989,91,92	.296	144-NA	406	80	120	27	4	6	93	11-12
Lodge, Ed	1966,67	.100	11-NA	10	1	1	0	0	0	0	0-NA
Lomax, Nicky	1961-63	.287	70-60	230	58	66	7	2	12	47	1-NA
Lowder, Clayton	1958-60	.212	NA-NA	52	7	11	2	0	0	6	0-NA
Lowell, Bob	1964,65,67	.214	19-NA	14	0	3	0	0	0	1	0-NA
Lowery, Phillip	1986	.000	21-NA	0	0	0	0	0	0	0	0-0
Lynn, Dave	1958,60,61	.350	NA-NA	163	42	57	7	2	15	54	2-NA
Lyon, Tommy	1962,63	.364	28-NA	55	4	20	1	1	0	4	0-NA
Macrina, Eric	1988-91	.308	201-NA	647	148	199	40	6	51	192	8-12
Mahoney, Collin	2002-04	.238	97-47	185	31	44	12	0	6	34	0-1
Mahoney, Mike	1973-75,81	.296	109-NA	365	79	108	24	5	4	48	18-NA
Majkowski, Bo	2018-21	.218	72-38	147	20	32	9	1	0	15	10-11
Mallon, Tom	1984	-----	16-NA	0	1	0	0	0	0	0	0-0
Marisca, Charlie	1969	.100	4-NA	10	2	1	1	0	0	2	1-NA
Markley, Jim	1960	.000	1-NA	1	0	0	0	0	0	0	0-NA
Marsella, Ben	1963,64	.264	45-NA	140	30	37	5	3	6	32	4-NA
Marsh, Bill	1957	.111	NA-NA	18	3	2	0	0	0	1	0-NA
Martin, Lynn	1983	-----	24-NA	0	0	0	0	0	0	0	0-0
Masone, Tony	1977-79	.330	112-NA	415	83	137	29	7	22	114	19-NA
Mazy, Randy	1985-88	.331	216-NA	650	170	215	40	6	20	121	65-76
McCall, Jack	1964-66	.317	84-84	322	83	102	20	3	17	70	14-NA
McCall, Mike	1967	.237	36-36	139	28	33	8	1	1	11	5-NA
McCann, Brad	2003,04	.363	123-123	504	108	183	41	1	25	132	8-14
McClellon, Dexter	1993,94	.259	98-80	282	54	73	7	5	0	38	16-22
McCollum, Jim	1982-85	.343	226-221	830	203	285	56	12	52	218	20-26
McCray, Ontrell	1996,97	.227	90-50	181	34	41	7	0	2	21	10-11
McDaniel, Mark	1975,76	.208	44-NA	72	17	15	1	1	0	5	7-NA
McDaniel, Tommy	1969	.375	11-NA	16	4	6	1	0	1	2	0-NA
McDonald, Leon	1957,58	.300	NA-NA	20	2	6	3	0	0	3	0-NA
McGibbon, Jon	2011-14	.261	209-148	570	83	149	22	1	9	102	8-10
McMillon, Billy	1991-93	.381	154-143	527	173	201	55	8	19	105	29-45
Meekins, Larry	1975	.000	14-NA	1	0	0	0	0	0	0	0-NA
Melzer, Scott	1991-93	.246	46-2	65	17	16	1	1	0	9	3-3
Meredith, Doc	1975	.258	14-NA	31	4	8	3	0	0	5	0-NA
Meredith, Kier	2018-21	.291	86-84	309	53	90	14	5	5	36	15-25
Milchin, Mike	1987-89	.319	187-181	680	149	217	51	7	25	169	8-13
Miller, Brad	2009-11	.339	191-189	685	173	232	36	8	16	135	46-58
Miller, David	1993-95	.335	183-157	644	143	216	30	15	10	149	51-64
Miller, Jeff	1990-93	.275	218-NA	738	149	203	49	15	19	139	16-27
Miller, Seth	2001,02	.317	62-30	120	23	38	6	0	0	9	3-4
Mitchell, D.J.	2006-08	.241	100-52	220	40	53	8	0	2	24	17-23
Monahan, Shane	1993-95	.394	207-207	856	235	337	60	21	32	169	61-80
Monin, Andy	1991-94	.299	170-111	445	74	133	26	2	8	92	3-6
Montjot, Dave	1969	.500	3-NA	2	0	1	0	0	0	0	0-NA
Moore, Ronnie	1964,65	.212	42-36	132	31	28	3	0	5	21	0-NA
Mork, Hoby	1993,94	.226	59-43	133	28	30	6	0	1	14	0-3
Morris, Bobby	1954	.238	22-21	80	17	19	2	2	3	8	1-NA
Morris, Jeff	1990-93	.313	196-NA	524	120	164	19	7	2	72	15-24
Morris, Tim	2007	.059	13-2	17	2	1	0	0	0	0	0-0
Morris, Wyman	1954	.205	24-24	88	17	18	2	1	7	20	10-NA
Mounce, Richard	2009	.238	26-7	42	1	10	4	0	1	8	0-0
Munroe, Buddy	2007	.167	5-1	6	0	1	0	0	0	0	0-0
Murray, Ken	1971	1.000	2-NA	1	0	1	0	0	0	0	0-NA
Myers, Doby	1956	.277	NA-17	47	8	13	1	0	0	2	0-NA
Myers, Pete	1965-67	.240	54-NA	100	9	24	3	0	1	28	0-NA
Nester, John	2008-10	.274	139-94	350	51	96	20	0	10	62	4-6
Nilsson, Steve	1976-78	.270	142-137	507	131	137	17	7	6	63	46-NA
Nixon, Buddy	1962,64	.315	51-51	184	43	58	12	6	9	50	0-NA
Norris, Bobby	1958,59	.135	NA-NA	37	8	5	0	0	0	4	0-NA
Northrup, Kevin	1989-92	.338	219-NA	742	186	251	55	11	22	150	83-94
Nystrom, Peter	1998	.309	48-45	152	47	47	11	2	6	42	2-2
Oakley, Frank	1962,63	.150	15-NA	20	5	3	1	0	0	8	0-NA
O'Dell, Billy	1954	.214	14-NA	28	3	6	2	1	0	3	1-NA
Odle, Dennis	1971	.000	5-NA	3	0	0	0	0	0	0	0-NA
Ogburn, Mac	1962	.105	10-NA	19	1	2	1	0	0	1	0-NA
Okey, Chris	2014-16	.301	186-186	700	138	211	41	4	31	172	10-15
Olenchuk, Ty	2023	.200	2-1	5	0	1	0	0	0	1	0-0
Olson, Dave	1961,62	.222	21-NA	27	3	6	0	0	0	2	0-NA
O'Quinn, Jim	1955,56	.289	NA-34	114	15	33	5	1	5	25	0-NA
Owens, Jimmy	1964	.333	8-NA	6	2	2	0	0	0	1	2-NA
Owens, Randy	1973	.000	11-NA	10	0	0	0	0	0	0	0-NA
Pack, Tommy	1964,66	.318	55-48	195	35	62	11	2	5	41	6-NA
Padgett, Matt	1996-98	.318	167-142	569	123	181	30	3	28	137	7-13
Parker, James	2019-21	.303	92-80	317	49	96	18	0	10	53	5-11
Parker, Kyle	2008-10	.302	187-182	689	177	208	34	1	46	166	12-15
Parker, Tim	1988	-----	15-NA	0	1	0	0	0	0	0	0-0
Parmer, Bill	1965-67	.286	45-NA	91	16	26	7	1	1	14	0-NA
Parsons, Jeff	1997	-----	22-4	0	0	0	0	0	0	0	0-0
Pasqualini, Charlie	1959-61	.273	21-NA	11	3	3	0	0	1	3	0-NA
Patrick, Mike	1978	.250	13-NA	8	1	2	0	0	0	1	0-0
Patterson, Choppy	1960	.255	14-13	47	2	12	2	1	0	0	1-NA
Patterson, Gary	1960	.250	1-NA	4	1	1	0	0	0	0	0-NA
Paullling, Bob	1981,83,84	.339	147-137	561	94	190	27	3	18	139	4-6
Paulsen, Ben	2007-09	.318	182-170	663	129	211	45	5	31	130	4-5
Pavlack, Harry	1960,61	.270	27-NA	89	26	24	3	2	1	15	4-NA
Pawlowski, John	1983	-----	16-NA	0	0	0	0	0	0	0	0-0
Peltz, Pete	1977,78	.333	103-100	339	82	113	24	5	11	78	32-NA
Penale, Joe	1970	-----	1-NA	0	0	0	0	0	0	0	0-NA

Player	Year(s)	Avg	G-S	AB	R	H	2B	3B	HR	RBI	SB
Phillips, Chad	1990-93	.311	168-82	302	51	94	19	3	4	48	10-12
Pierce, Gene	2001,03,05	.333	59-1	24	5	8	1	0	2	5	0-0
Pinder, Chase	2015-17	.289	171-170	648	144	187	32	3	21	104	22-30
Poe, Sam	1959,60	.346	32-NA	52	6	18	3	0	2	11	0-NA
Pohl, Phil	2009-12	.286	198-157	616	94	176	44	1	15	113	7-13
Polk, Riley	1983,84	.275	29-NA	40	7	11	1	0	0	7	1-2
Powers, Scott	1981,83,84	.269	153-145	528	105	142	16	9	17	80	13-19
Pritchard, Daniel	2003-05	.138	53-0	29	9	4	0	0	0	3	1-2
Prophet, Bill	1970-73	.253	114-NA	376	55	95	11	7	3	39	6-NA
Proto, Mike	2001	-----	4-0	0	0	0	0	0	0	0	0-0
Pulaski, Mike	1973,74	.279	76-71	287	45	80	16	4	2	34	3-NA
Pumphrey, Ed	1963,64	.200	11-NA	15	2	3	0	0	0	2	0-NA
Pyzik, Steve	2000-03	.249	168-112	389	60	97	20	1	1	57	3-6
Quintrell, Randy	1977	.000	13-NA	1	0	0	0	0	0	0	0-NA
Reader, D.J.	2013	.000	7-0	3	1	0	0	0	0	0	0-0
Reames, Joe Don	1999	.200	17-3	15	2	3	0	0	0	0	0-1
Redding, Grant	2000	.200	15-0	5	1	1	1	0	0	0	0-0
Reed, Matt	2013	.500	6-2	4	0	2	1	0	0	2	0-0
Reese, Gerald	1960	.273	20-NA	44	11	12	2	1	2	7	1-NA
Reid, Regan	2020,21	.280	12-5	25	1	7	1	0	0	4	0-1
Renwick, Adam	2015-18	.139	76-27	101	21	14	2	0	0	8	2-4
Rescorla, Skip	1968	.286	6-NA	14	2	4	0	0	0	2	0-NA
Rhodes, Rusty	1995,96	.310	77-39	155	28	48	4	1	0	25	5-6
Rich, Spencer	2022	.167	12-2	12	2	2	1	0	0	0	1-1
Ricketts, Art	1961	.246	22-14	65	20	16	1	0	0	6	2-NA
Riddell, Jimmy	1971	.000	1-NA	1	0	0	0	0	0	0	0-NA
Rigsby, Tim	1988-90	.301	125-NA	405	87	122	22	10	12	90	32-40
Riley, Ryan	2000,01	.294	117-110	408	95	120	17	9	7	68	22-31
Roach, Doug	1971	.214	5-NA	14	0	3	2	0	0	1	0-NA
Roberson, Craig	1980-83	.305	193-NA	637	122	194	43	0	24	142	16-23
Robinson, Jerome	1995,96	.288	124-116	420	68	121	17	6	8	70	4-13
Rohlfman, Reed	2015-17	.329	187-179	711	127	234	59	1	11	135	5-13
Roller, Jimmy	1959-61	.322	39-NA	59	10	19	0	1	1	10	0-NA
Roper, Doug	1996-99	.246	124-84	280	60	69	7	3	2	44	21-25
Rowland, Joey	1986,87	.259	31-NA	27	5	7	2	0	1	5	0-0
Russ, Frank	1979-83	.293	205-NA	757	163	222	51	2	14	123	59-74
Russell, Don	1968-70	.270	133-125	415	102	112	13	18	14	75	19-NA
Ryan, Lanny	1960,62	.325	33-NA	83	16	27	5	1	5	15	1-NA
Sampson, Pete	1974	-----	1-NA	0	0	0	0	0	0	0	0-NA
Sanders, Matt	2008,09	.296	95-64	250	34	74	14	0	5	38	2-2
Sanders, Smiley	1971-74	.262	114-NA	416	88	109	20	2	21	80	3-NA
Santangelo, Lou	2004	.300	64-64	253	50	76	15	2	18	62	7-8
Santivasci, Jerome	1988	.000	23-NA	2	0	0	0	0	0	0	0-0
Sargent, Dick	1963,64	.367	22-3A	30	12	11	2	1	0	5	1-NA
Gasser, David	1974	.200	3-NA	5	0	1	0	0	0	1	1-NA
Satterfield, Shawn	1992,93	.289	105-79	308	57	89	17	9	5	57	15-20
Savas, Paul	1982,83	.108	23-NA	37	0	4	3	0	0	6	0-0
Schaus, Jeff	2008-11	.320	258-256	973	213	311	61	6	31	211	32-49
Schmidt, Jarrod	2000-02	.284	181-159	617	109	175	32	3	32	131	12-13
Schroeder, Bill	1977-79	.300	131-121	454	98	136	23	3	22	93	29-NA
Schroeder, Bryan	1994-97	.241	96-12	83	24	20	2	3	2	8	1-5
Seel, George	1956	.269	NA-NA	26	5	7	0	0	1	4	0-NA
Seibert, Kurt	1974-76	.328	115-114	408	113	134	16	6	2	39	38-NA
Severs, Johnny	1969-71	.276	129-101	373	93	103	10	14	2	44	36-NA
Sexton, Jay	1980,81	.252	68-NA	107	27	27	6	1	0	8	19-21
Shaffer, Richie	2010-12	.325	174-170	612	156	199	47	4	30	137	18-21
Sharman, Howard	1964,67	.191	43-NA	89	15	19	4	1	3	17	0-NA
Sharpe, Davis	2019-21	.256	74-66	250	44	64	12	0	10	40	4-5
Shaver, Tommy	1963	.294	21-NA	34	8	10	0	1	0	1	2-NA
Sheaffer, Danny	1980	.213	31-NA	80	9	17	2	2	0	4	2-3
Shealy, Don	1955-57	.292	NA-NA	154	29	45	8	2	3	30	3-NA
Shealy, Lonnie	1954,55	.358	27-NA	81	16	29	4	0	2	10	1-NA
Sheriff, Glenn	1956	.333	NA-NA	42	4	14	0	0	2	6	0-NA
Shumake, Brooks	1982-84	.284	155-140	585	154	166	29	4	22	88	71-84
Siepe, Jeff	1970,71	.200	33-NA	50	5	10	0	1	0	5	4-NA
Simons, Neil	1977-80	.335	215-213	805	195	270	41	14	23	164	44-NA
Singleton, Justin	1998-00	.292	152-98	383	85	112	22	4	6	82	20-26
Sipp, Tony	2004	.280	62-51	211	48	59	13	4	1	23	20-24
Slaton, Tyler	2012-15	.252	228-183	679	129	171	25	9	4	68	32-41
Slevin, David	2002,03	.306	115-104	395	74	121	18	2	5	52	7-14
Smith, Brodie	1994	.216	22-7	37	3	8	2	0	0	3	0-1
Smith, Bryan	1981,82	.259	81-NA	255	56	66	14	3	4	48	3-4
Smith, Buster	1967-69	.244	82-NA	287	36	70	9	0	6	44	4-NA
Smith, Dale	1963-65	.225	30-NA	40	5	9	0	0	0	5	0-NA
Smith, Jameson	2006	.125	15-2	16	0	2	0	0	0	0	0-0
Smith, Joe	1955	.308	14-13	52	8	16	2	0	1	6	0-NA
Smith, Jon	2000-02	.267	31-2	30	7	8	3	0	1	6	0-0
Smith, Marquez	2006,07	.315	130-127	473	107	149	33	3	23	104	11-15
Smith, Tad	1990,91	.250	37-NA	60	12	15	1	1	1	6	0-0
Smith, Tommy	1985	.253	31-NA	87	12	22	5	1	2	12	1-1
Sokohl, Jack	1969	.000	3-NA	2	0	0	0	0	0	0	0-NA
Spears, Derek	1982,84,85	.279	100-NA	165	48	46	4	0	0	11	30-36
Spiers, Bill	1985-87	.325	173-167	681	169	221	34	17	17	119	60-68
Spiers, Bud	1956-58	.254	NA-67	256	44	65	7	3	7	44	4-NA
Spiers, Carson	2017	-----	1-0	0	0	0	0	0	0	0	0-0
Spiers, Michael	1988-91	.301	184-NA	522	128	157	31	1	16	110	32-38
Spring, Ashley	1996	.000	8-0	5	0	1	0	0	0	1	0-0
Sprouse, Dave	1959-61	.238	26-NA	21	3	5	1	0	0	2	0-NA

INDIVIDUAL CAREER BATTING STATS (ACC ERA)

Player	Year(s)	Avg	G-S	AB	R	H	2B	3B	HR	RBI	SB
Squires, Bob	1984	.145	24-NA	62	7	9	1	0	1	12	0-0
Stanley, Henri	1997-00	.293	231-170	666	191	195	39	8	17	122	57-64
Stanley, John	1969	.214	8-NA	14	4	3	0	1	0	4	0-NA
Starbuck, Mac	2020-23	.196	39-12	51	11	10	3	1	0	3	2-2
Steele, Bill	1987	.346	53-NA	104	22	36	8	0	4	30	4-5
Stefan, Todd	1988-91	.288	211-NA	624	140	180	33	9	5	95	45-54
Stidham, Ryan	1991	.222	13-1	18	7	4	0	0	1	1	0-0
Stolz, Jason	2009-12	.278	218-190	654	105	182	31	0	10	88	24-34
Stombaugh, Skip	1971-73	.000	7-NA	8	2	0	0	0	0	1	0-NA
Stone, Casey	1998-01	.337	225-170	736	168	248	35	6	3	131	59-71
Storror, Travis	2004-06	.329	171-170	624	124	205	38	5	22	121	7-10
Stowe, Harold	1957-59	.212	NA-NA	99	8	21	4	1	0	4	0-NA
Strickland, David	1981	.219	11-NA	32	5	7	0	1	0	3	1-1
Stryhas, Paul	1998	.355	22-7	31	6	11	5	0	0	11	0-0
Suggs, Dick	1959	.205	29-23	78	17	16	3	2	1	7	5-NA
Surber, Jon	2011	.250	4-0	4	1	1	0	0	0	0	0-0
Sutton, George	1964-66	.279	84-81	305	64	85	8	5	20	73	1-NA
Swanner, Jamie	1983	.289	45-38	135	15	39	6	0	0	21	0-3
Swalenberg, Dick	1954-56	.222	NA-56	167	39	37	3	3	4	22	5-NA
Tautbee, Andy	1993	.000	31-9	3	0	0	0	0	0	0	0-0
Taylor, Joe	1992-93	.294	117-112	394	79	116	16	4	2	55	22-26
Taylor, Joey	1961-62	.359	38-33	117	35	42	10	2	5	28	1-NA
Taylor, Will	2022-23	.343	75-73	268	81	92	16	2	6	50	12-12
Templeton, Jim	1955	.000	4-NA	3	0	0	0	0	0	0	0-NA
Teodosio, Bryce	2018-21	.211	152-134	436	71	92	17	3	21	64	18-27
Terrill, Brett	1974-75	.239	59-NA	201	45	48	12	1	4	39	8-NA
Teufel, Tim	1979-80	.367	101-98	365	102	134	30	4	24	116	26-29
Theiling, Ron	1976	.000	8-NA	13	0	0	0	0	0	0	0-NA
Thompson, Tommy	1985-86	.296	107-95	389	59	115	22	5	5	78	8-16
Threadgill, Henry	1986-89	.314	217-NA	722	153	227	38	12	8	136	85-102
Toth, Bill	1955-56	.167	NA-NA	12	0	2	0	0	0	0	0-NA
Trado, Bill	1956	.111	NA-NA	9	1	1	0	0	0	0	0-NA
Triller, Mike	2013-16	.258	87-20	124	21	32	8	0	5	22	4-5
Triplett, Russell	2001-04	.312	222-178	698	132	218	43	1	11	98	17-29
Tripp, David	1988-89	.217	60-NA	46	9	10	2	1	0	4	4-5
Troyer, Camden	2022	.184	18-8	38	7	7	1	1	2	11	1-1
Tucker, Steve	1973-76	.317	131-NA	502	102	159	38	9	12	102	19-NA
Urban, Alex	2021	.208	20-12	53	8	11	0	0	3	9	1-1
Urrico, Anthony	2001	-----	9-0	0	0	0	0	0	0	0	0-0
Valiente, Roberto	2002-03	.271	82-50	221	35	60	11	2	1	28	2-5
Van Dyke, Steve	1980-83	.213	135-NA	263	40	56	9	0	1	30	5-6
Van Volkenburg, Dave	1969-72	.224	101-NA	259	39	58	4	10	6	48	8-NA
Veronee, Jack	1961	.345	18-13	58	9	20	3	0	1	19	0-NA
Vessell, Jeff	1997-99	.150	31-0	20	2	3	1	0	0	2	0-0
Vincent, Damon	1961-63	.258	45-NA	93	16	24	3	1	6	17	1-NA

Player	Year(s)	Avg	G-S	AB	R	H	2B	3B	HR	RBI	SB
Wagner, Max	2021-22	.324	93-76	287	82	93	20	1	29	85	4-5
Waldrop, Kenny	1966	.250	7-NA	4	3	1	0	0	0	0	1-NA
Walling, Denny	1975	.421	38-38	140	46	59	9	3	13	60	11-NA
Ward, Adam	2007-09	.286	23-1	14	2	4	0	0	0	1	0-0
Ward, Mike	1969-70	.248	54-NA	133	26	33	4	0	2	21	5-NA
Ward, Ryan	1995-96	.000	29-0	15	2	0	0	0	0	2	0-0
Waters, Keith	1966-68	.270	101-97	382	67	103	8	6	4	49	21-NA
Watson, Charlie	1965-67	.293	56-NA	99	15	29	5	4	0	21	0-NA
Watson, Reed	1966-68	.125	18-NA	40	8	5	1	0	0	4	0-NA
Weatherly, Sam	2018	.100	7-2	10	1	1	0	0	0	1	1-1
Weeks, Calvin	1969-72	.277	158-NA	571	88	158	25	7	11	84	8-NA
Weems, Billy	1977-80	.315	194-179	674	157	212	31	13	13	110	68-NA
Weisman, John	1968	.000	2-NA	2	1	0	0	0	0	1	0-NA
West, Mike	1972	.273	7-NA	11	3	3	1	0	0	0	0-NA
Wharton, Drew	2015-18	.245	137-84	331	38	81	15	1	7	61	9-12
Whitaker, Oliver	1987	.000	21-NA	1	0	0	0	0	0	0	0-0
White, Craig	1969-71	.329	156-143	559	109	184	36	12	27	127	8-NA
White, Eli	2014-16	.275	153-133	517	104	142	22	4	8	61	36-48
Whitfield, Larry	1967	.250	6-NA	4	0	1	0	0	0	0	0-NA
Whitfield, Mike	1968-69	.000	16-NA	10	1	0	0	0	0	0	0-NA
Widmann, Stan	2005-09	.284	194-191	701	110	199	30	5	8	90	39-42
Wilkerson, Steve	2011-14	.291	216-185	742	131	216	47	6	11	115	29-38
Wilkie, Kyle	2017-19	.307	144-134	485	81	149	25	1	11	86	7-10
Williams, Chris	2016-18	.264	169-157	599	117	158	31	1	40	161	7-8
Williams, David	2005	.184	33-9	49	8	9	4	0	0	2	2-2
Williams, Keith	1991-93	.332	160-131	557	113	185	40	5	35	166	12-22
Williams, Ray	1984-87	.286	200-178	590	141	169	28	13	34	133	70-78
Williams, Russ	1969	.400	15-NA	15	4	6	1	0	0	5	1-NA
Williams, Steve	1984-87	.309	177-NA	482	107	149	22	9	11	94	28-39
Wilson, Larry	1956-58	.226	NA-52	195	18	44	7	2	1	28	0-NA
Wilson, Mitch	1981-84	.254	115-NA	224	45	57	8	1	4	37	7-10
Wilson, Rick	1971-72	.154	18-NA	39	3	6	3	0	0	2	0-NA
Wilson, Weston	2014-16	.260	175-164	700	95	156	26	4	14	94	18-28
Wingo, Billy	1974-77	.296	152-NA	510	114	151	18	7	5	90	41-NA
Wisniewski, Gene	1977-78	.272	53-NA	125	18	34	3	0	0	22	4-NA
Wood, Matt	1997	.000	1-0	1	0	0	0	0	0	0	0-0
Wrenn, David	1963-65	.308	17-NA	13	2	4	0	0	0	3	0-NA
Wright, Blake	2021-23	.281	116-109	434	69	122	20	0	20	90	9-15
Yeargin, Ray	1956	.000	NA-NA	1	4	0	0	0	0	0	0-NA
Young, Rick	1969-70	.280	56-NA	168	32	47	10	1	5	28	2-NA
Youngman, Steve	1978-79	.225	62-NA	169	31	38	6	1	4	17	6-8
Zupa, Ron	1966-68	.242	96-NA	306	43	74	17	4	5	40	3-NA

NA - not available; Note: Stats from 1954-23; year(s) denote(s) season(s) player played at a position, not necessarily every season he played in a game at Clemson; returning players in **bold**.

INDIVIDUAL CAREER PITCHING STATS (ACC ERA)

Player	Year(s)	ERA	W-L	G-S	SV	IP	H	R	ER	BB	SO
Abbott, Gus	1958	9.00	0-0	1-0	NA	1.0	2	2	1	2	0
Adams, Brian	1997-99	5.57	11-9	57-20	1	176.0	201	126	109	84	128
Adams, Darren	1998	3.52	0-0	7-0	0	7.2	7	3	3	1	9
Adams, Mark	1971-73	5.16	3-5	19-11	NA	66.1	60	50	38	57	55
Additon, Matt	1997-00	5.16	19-8	98-5	8	198.2	215	138	114	95	186
Allen, Chris	2006	0.00	0-0	1-0	0	1.0	0	0	0	0	0
Allen, Joe	2023	3.94	3-0	17-4	1	29.2	33	13	13	15	33
Ammons, Ryan	2020-23	4.35	3-2	47-2	13	51.2	41	26	25	28	75
Anderson, Alan	1969	6.00	1-0	3-1	NA	6.0	5	4	4	6	2
Anderson, Chris	1981	9.64	0-1	4-1	0	4.2	8	7	5	5	0
Andrews, Patrick	2012-14,16,17	3.86	4-4	89-1	3	116.2	115	61	50	39	99
Angel, Jason	1990-92	3.00	25-6	48-34	0	228.0	195	97	76	90	156
Anglin, Mack	2020-22	4.64	8-13	32-26	0	139.2	123	86	72	96	164
Armour, Alan	1979-81	4.05	3-4	15-0	0	26.2	28	15	12	16	12
Askew, Keyshawn	2019-21	5.02	3-3	33-21	0	114.2	126	76	64	37	117
Bailey, B.J.	2023	4.02	2-2	17-0	0	15.2	18	11	7	6	20
Bailey, Kyle	2012	0.00	0-0	2-0	0	1.0	2	0	0	1	1
Baker, Jimmy	1970-72-74	5.07	2-5	29-2	NA	60.1	63	49	34	39	36
Baldwin, Chuck	1986-87	2.61	4-3	22-0	6	38.0	34	14	11	11	26
Barlow, Billy	2022,23	5.02	2-5	20-16	0	61.0	61	43	34	22	60
Barnes, Brian	1986-89	2.97	44-10	78-65	3	475.1	379	220	157	250	513
Barnes, Charlie	2015-17	3.85	12-11	44-34	0	220.0	221	121	94	54	220
Bates, Clay	2012-15	5.43	1-1	52-0	1	53.0	60	37	32	29	35
Beasley, Jeremy	2017	5.79	1-2	23-0	1	23.1	18	16	15	13	26
Bendinelli, Chad	2000-02	6.75	0-0	13-0	0	13.1	13	10	10	9	4
Bennett, James	1996	9.00	0-0	1-0	0	1.0	0	1	1	1	0
Benson, Kris	1994-96	2.90	29-8	50-47	1	319.2	268	139	103	79	356
Berken, Jason	2003-04,06	3.04	18-6	47-36	0	186.2	171	88	63	77	156
Berney, Scott	2000	3.39	9-4	17-17	0	106.1	96	42	40	25	59
Bevis, Jay	1969-72	2.13	13-9	69-2	20	147.2	102	44	35	57	98
Biegert, Mark	1986	9.00	0-0	3-0	0	2.0	1	2	2	2	0
Bigwood, Dave	1973	3.77	2-2	14-1	0	28.2	29	16	12	11	17
Boettcher, Donny	1970	1.40	1-1	6-3	NA	19.1	15	4	3	14	5
Bond, William	2007-08	4.50	0-0	7-0	0	6.0	10	5	3	2	7
Bonekat, Bill	1967-69	3.20	5-3	20-5	NA	59.0	59	32	21	30	46

INDIVIDUAL CAREER PITCHING STATS (ACC ERA)

Player	Year(s)	ERA	W-L	G-S	SV	IP	H	R	ER	BB	SO
Coker, Andrew	2019	3.00	0-0	3-0	0	3.0	4	1	1	1	0
Collins, Pat	1997	6.89	4-1	12-11	0	49.2	66	45	38	36	49
Compton, George	1954-56	NA	NA-NA	12-NA	NA	NA	NA	NA	NA	NA	NA
Cone, Mickey	1954	NA	NA-NA	3-0	NA	NA	NA	NA	NA	NA	NA
Cook, Brandt	1999,00	8.50	1-1	9-0	0	18.0	23	21	17	15	10
Cositore, Vince	1972	6.75	0-0	1-0	NA	4.0	7	4	3	0	1
Cram, Josh	2001	4.20	4-2	28-0	6	40.2	48	25	19	11	38
Crawford, Brooks	2016-19	3.94	16-7	73-28	2	192.0	194	101	84	58	137
Cribb, Josh	2003-06	3.47	22-7	68-32	2	282.1	274	128	109	71	257
Crosland, Ben	1954,55	NA	3-5	11-8	NA	61.2	NA	NA	NA	NA	36
Crownover, Matthew	2013-15	2.30	25-12	48-46	0	278.1	230	92	71	74	243
Cruz, Tomas	2009,10	4.27	5-6	48-0	7	86.1	80	43	41	34	66
Currier, Steve	1985	7.11	2-3	18-0	1	25.1	29	22	20	11	17
Curtis, John	1968	1.80	4-3	7-5	NA	40.0	22	13	8	19	42
Darden, Ethan	2023	5.53	3-2	19-12	0	55.1	60	37	34	23	45
Dawsey, Jason	1993-95	3.55	22-8	62-42	1	304.1	294	146	120	87	276
Deese, Kyle	2009	2.70	0-0	7-0	0	6.2	3	3	2	9	7
Delk, Trey	2008,09	3.70	6-2	25-16	0	92.1	99	44	38	37	75
Demarest, Alan	1968-70	4.07	7-4	36-10	NA	117.1	107	71	53	58	72
Dilly, Jay	2022,23	6.38	3-3	39-4	1	55.0	57	44	39	29	59
Drake, Johnny	1956	2.56	4-2	9-6	NA	45.2	29	13	13	34	49
Duke, Bill	1980-82	3.99	12-6	39-27	1	173.2	194	110	77	74	76
Dworksy, Nathan	2023	12.00	1-0	3-0	0	3.0	4	5	4	3	3
Dwyer, Chris	2009	4.92	5-6	17-17	0	86.0	76	52	47	33	95
Edgeworth, Teak	1958	12.41	0-1	5-1	NA	12.1	20	19	17	11	6
Edmondson, Alex	2021,22	6.17	2-0	16-0	0	11.2	11	8	8	12	20
Edwards, Dick	1964	-----	0-1	1-1	NA	0.0	3	5	5	3	0
Eggleston, Jamie	1992-95	3.13	6-2	58-0	2	95.0	103	54	33	35	56
Ellis, Rob	2001	4.50	0-0	3-0	0	2.0	3	2	1	2	2
Elrod, Frank	1957	0.00	0-0	4-0	NA	4.0	5	1	0	0	3
Erwin, Zack	2013-15	3.50	16-9	65-29	4	239.1	220	117	93	64	186
Estridge, Evan	2020,21	8.10	1-1	11-0	0	16.2	21	16	15	11	9
Eubanks, Alex	2016,17	4.09	13-11	41-27	3	187.0	197	100	85	36	174
Eubanks, Charlie	1959	6.00	0-0	2-0	NA	3.0	1	2	2	5	2
Farina, Alan	2007	3.77	6-3	25-2	1	57.1	41	26	24	27	72
Faris, Stephen	2004-06	3.24	16-10	55-33	1	242.0	223	107	87	56	189
Faw, Brian	1989-90	3.92	7-5	39-16	5	131.0	141	76	57	45	103
Fidrych, Chris	2005,07	4.19	0-0	20-0	0	19.1	16	9	9	8	16
Fiorenza, Drew	2005,06	5.65	2-1	30-1	2	36.2	44	24	23	20	38
Firth, Scott	2010-13	2.94	17-7	75-17	7	195.2	192	90	64	90	148
Fisher, Jeff	1982,84,85	5.35	1-6	22-2	2	35.1	54	24	21	30	16
Frank, Kyle	1999	20.25	0-0	1-0	0	1.1	4	3	3	0	1
Frazier, Jeff	1986	9.00	0-0	1-0	0	1.0	2	1	1	1	1
Frazier, Ron	1988-90	4.01	16-7	63-30	6	215.2	205	126	96	99	177
Frederick, Alex	2009-11	3.62	8-5	66-3	7	107.0	102	49	43	45	91
Frick, Talmadge	1962	6.00	0-0	6-0	NA	9.0	15	6	6	4	4
Gallagher, Glenn	1981	1.96	2-0	8-0	1	18.1	15	6	4	8	12
Gambrell, Sam	1957	5.63	0-2	5-3	NA	24.0	29	16	15	10	13
Gardner, Jack	1958	2.70	0-0	3-0	NA	3.1	2	2	1	4	2
Garris, Reed	2023	2.12	4-0	27-0	0	29.2	19	8	7	13	39
Gerhardt, Rusty	1969-72	2.39	34-14	59-55	NA	384.1	254	132	102	163	382
Gibson, Nelson	1966-68	2.64	12-1	31-12	NA	112.2	92	51	33	39	80
Gilbert, Geoffrey	2020-22	3.35	9-8	55-5	3	102.0	93	45	38	39	122
Gilbert, Jeff	1981-83	3.10	21-5	42-36	1	246.2	198	99	85	96	134
Gilliam, Ryley	2016-18	3.19	9-6	69-15	15	104.1	77	43	37	54	120
Glaser, Nick	2000,01	3.20	4-5	51-13	16	81.2	83	36	29	39	84
Gobin, Bo	2018,19	13.50	0-0	9-0	0	4.2	12	7	7	4	4
Gordon, Austin	2022,23	4.74	3-4	33-16	2	112.0	102	64	59	31	107
Goren, Mike	2016	22.50	0-0	3-0	0	4.0	7	10	10	6	5
Gossett, Daniel	2012-14	2.80	23-9	50-41	2	282.2	218	102	88	107	285
Graham, Lindsay	1970-73	2.68	21-10	48-32	NA	235.0	193	82	70	75	151
Gray, Doug	1979	0.00	0-0	1-0	0	2.0	0	0	0	2	1
Grice, Caden	2021-23	3.73	10-2	26-7	0	94.0	68	46	39	46	122
Griffith, Owen	2017-19	4.55	3-4	48-0	1	59.1	52	35	30	38	73
Gross, Jason	1988	27.00	0-0	2-0	0	1.0	0	3	3	4	0
Guin, Greg	1980,81	1.04	2-0	7-0	0	17.1	13	3	2	5	12
Gullickson, Craig	2008,09	4.19	5-2	28-6	0	53.2	61	32	25	23	43
Hackett, Roger	1982	3.45	1-0	14-3	2	31.1	37	16	12	12	14
Hahn, Jeff	2002-05	3.72	15-8	88-11	7	205.2	208	100	85	80	158
Harbeson, Gene	1961,62	3.51	3-4	13-8	NA	56.1	55	37	22	35	33
Harman, Casey	2008-10	3.86	16-12	68-34	1	251.2	257	119	108	60	238
Harrelson, Paul	2000-03	3.70	10-4	78-3	14	109.1	121	56	45	34	83
Harrison, Donovan	1998	4.97	4-3	16-1	2	50.2	46	32	28	17	44
Hartnett, Jim	1981	7.36	0-1	9-0	1	18.1	21	18	15	16	1
Harvey, Kris	2003-05	5.82	15-5	40-33	1	159.1	179	112	103	82	126
Haselden, David	2009-12	3.39	15-7	72-12	6	183.0	194	87	69	48	127
Hauser, Scott	1995-97	5.40	11-6	50-17	0	143.1	155	99	86	55	76
Hawkins, Heyward	1962	12.00	0-0	1-0	NA	3.0	5	4	4	2	1
Hack, Chris	1999	2.23	6-1	18-0	5	32.1	29	10	8	15	26
Hendley, Bailey	1958-60	4.11	11-3	30-19	NA	133.2	116	78	61	86	105
Hennessy, Jacob	2017-19	3.94	10-5	61-20	3	155.1	157	78	68	38	130
Henrie, Matt	1999,01,02	3.28	19-8	44-28	3	183.2	177	89	67	55	136
Hess, David	1982	4.55	0-1	13-1	2	27.2	34	20	14	18	11
Hester, Ricky	1983	2.42	0-2	14-0	1	22.1	13	8	6	19	13
Higginbotham, Jake	2016,18	3.80	9-1	24-23	0	113.2	109	60	48	53	91
Hinson, Ryan	2006-09	3.69	15-8	85-27	2	219.1	213	120	90	97	200
Hoffmann, Nick	2020-23	5.14	12-9	59-13	5	138.1	166	82	79	26	106
Hogan, Patrick	2001-04	4.22	8-8	79-8	18	190.0	190	105	89	64	176

Player	Year(s)	ERA	W-L	G-S	SV	IP	H	R	ER	BB	SO
Holtz, Mike	1991-94	3.31	19-5	72-23	7	214.2	179	100	79	107	220
Hoover, Donnie	1982,83	4.31	7-8	38-11	4	117.0	121	74	56	46	48
Hourigan, Jeff	2002,03	5.04	1-2	23-3	3	44.2	47	27	25	16	45
Howard, Chris	2005,06	2.45	1-0	7-0	0	7.1	6	2	2	1	2
Hudgins, Tom	1968-70	3.97	10-9	34-18	NA	122.1	123	79	54	72	84
Huggins, Mike	1986,87,89	5.37	4-3	41-0	4	65.1	73	43	39	26	41
Huggins, Ryne	2018,19	6.23	0-0	17-0	0	8.2	13	6	6	2	7
Hughes, Rob	2021,23	3.10	1-1	29-1	2	40.2	32	18	14	15	44
Humphries, Leonard	1954-56	NA	7-10	25-20	NA	140.2	NA	NA	NA	NA	91
Jackson, Steven	2001-04	4.62	19-8	67-34	0	220.0	239	136	113	97	146
Jackson, Tyler	2017	3.56	9-1	19-13	0	83.1	82	38	33	10	68
James, Bill	1966-68	2.59	7-3	28-10	NA	94.0	79	32	27	28	66
Jay, John	1984,85	7.00	1-1	15-8	2	36.0	43	34	28	36	27
Jaynes, Johnny	1968	18.00	0-0	1-0	NA	1.0	2	3	2	3	0
Jersild, Aaron	1988,90-92	3.66	17-7	75-23	8	199.1	186	104	81	85	139
Johnson, Addison	2011	9.00	0-0	1-0	0	1.0	3	1	1	0	0
Johnson, Laval	1967-69	3.24	4-5	21-13	NA	89.0	76	47	32	63	66
Jones, Holt	2018-20	3.98	4-1	33-4	3	54.1	39	27	24	37	63
Jones, Johnny	1962	20.25	0-0	1-0	NA	1.1	3	3	3	3	0
Kendall, Chet	1990,91	2.72	4-1	28-0	2	49.2	32	19	15	28	49
Kent, Mike	2010-13	4.73	3-4	41-3	2	72.1	82	45	38	25	41
Kenyon, Bobby	1978-80	3.34	18-10	44-31	1	212.2	190	99	79	71	136
Keppen, Jeff	1993,94	5.37	4-4	37-6	0	67.0	76	57	40	56	49
Key, Jimmy	1980-82	3.64	20-14	53-46	0	318.2	304	161	129	104	191
Kimbrell, Mike	1988-91	3.63	17-1	55-16	0	156.1	137	77	63	75	118
Koch, Billy	1994-96	3.74	21-9	51-44	1	276.2	215	148	115	131	338
Koerner, Brody	2013-15	7.00	5-7	31-19	0	97.2	123	88	76	54	100
Kopp, David	2005-07	4.18	16-8	60-32	1	228.1	233	131	106	76	167
Krall, Pat	2015-17	2.89	20-9	73-19	9	208.2	191	93	67	53	167

INDIVIDUAL CAREER PITCHING STATS (ACC ERA)



**SCOTT WEISMANN
WAS 15-8 WITH A
4.19 ERA AND 152
STRIKEOUTS IN 191.0
INNINGS PITCHED
FROM 2009-11.**

Player	Year(s)	ERA	W-L	G-S	SV	IP	H	R	ER	BB	SO
Myers, Pete	1966,67	3.07	7-5	25-7	NA	85.0	76	36	29	30	68
Needham, Rick	1969	37.80	0-0	2-0	NA	1.2	4	8	7	5	0
O'Dell, Billy	1954	0.79	8-3	14-11	NA	91.1	56	26	8	35	111
Odle, Dennis	1971	3.06	1-1	5-3	NA	17.2	13	6	6	11	14
Olenchuk, Ty	2021-23	4.60	4-4	48-7	0	76.1	85	49	39	25	64
Olson, Dave	1961,62	5.63	6-6	21-11	NA	76.2	76	63	48	59	47
O'Rear, Connor	2019,20	4.50	0-0	3-0	0	4.0	4	2	2	1	6
Owens, Randy	1973	3.24	1-0	9-2	0	33.1	24	17	12	25	18
Pandya, Rasesh	2021	3.66	0-0	18-0	0	19.2	19	13	8	13	16
Papp, Andrew	2016	1.69	0-0	6-0	0	5.1	4	1	1	5	5
Paradis, Mike	1997-99	5.42	11-3	41-29	0	171.0	169	124	103	104	164
Parker, Tim	1987,88,90	3.22	13-6	45-35	1	187.0	146	90	67	104	146
Parmer, Bill	1965-67	2.59	18-3	37-29	NA	194.2	149	73	56	118	155
Parrish, Scott	1981,83,84	2.86	21-3	40-32	1	226.1	187	92	72	110	124
Parsons, Jeff	1997	7.71	2-0	20-4	2	37.1	46	34	32	24	44
Pasqualini, Charlie	1959-61	6.28	2-2	20-3	NA	38.2	42	32	27	20	20
Paulling, Bob	1983,84	5.40	0-0	5-0	0	6.2	10	4	4	2	1
Pawlowski, John	1983-85	3.88	21-12	54-30	5	241.1	224	143	104	107	155
Pawlowski, John A.	1989-91	4.08	6-2	34-13	0	88.1	84	50	40	67	87
Peele, Tim	1988-91	4.60	11-1	71-4	6	107.2	102	66	55	68	83
Penale, Joe	1970	0.00	0-0	1-0	NA	3.0	4	0	0	4	2
Phillips, Chad	1990-93	3.51	17-3	57-19	7	187.1	189	89	73	56	140
Pohle, Kevin	2011,12,14,15	3.94	12-6	48-17	0	130.1	146	71	57	53	66
Pomeranz, Mike	1987,88	6.13	5-4	24-13	1	72.0	70	55	49	63	51
Porter, Chuck	1974-76	2.43	24-6	40-34	0	270.0	204	95	73	113	173
Powers, Scott	1984	0.00	0-0	1-0	0	1.0	2	0	0	1	0
Proto, Mike	1998-01	4.96	2-0	56-8	1	101.2	111	66	56	45	95
Qualters, Tommy	1975-78	4.00	12-1	36-9	9	117.0	116	66	52	34	82
Quintrell, Randy	1974-77	3.19	20-10	43-33	3	231.0	216	104	82	117	109
Raffield, Carter	2020,21	4.39	1-2	12-6	0	26.2	22	14	13	22	32
Reba, Steve	1999-02	4.11	33-11	78-45	2	319.1	316	171	146	124	263

Player	Year(s)	ERA	W-L	G-S	SV	IP	H	R	ER	BB	SO
Reed, Sheldon	2019,20	6.00	0-0	8-0	0	6.0	6	5	4	6	8
Reid, Rocco	2022,23	6.67	0-1	28-2	0	29.2	37	25	22	20	32
Rhue, Mike	1998,00	3.52	0-0	9-0	0	7.2	10	7	3	6	4
Rice, Tim	1981-84	4.05	13-6	50-18	3	164.1	158	104	74	48	97
Richard, Steve	2006	4.30	0-1	21-0	4	23.0	29	12	11	9	14
Rohrbaugh, Robert	2003-05	3.96	12-9	65-29	2	202.1	210	102	89	76	153
Roller, Jimmy	1959-61	2.94	9-6	36-13	NA	156.0	137	67	51	37	93
Roper, Doug	1996,99	5.46	1-0	16-0	1	28.0	29	19	17	8	21
Rothlin, Trent	2008	9.69	1-0	7-3	0	13.0	14	15	14	11	6
Russell, Don	1969	0.00	0-0	2-0	NA	3.1	4	0	0	2	1
Santivasci, Jerome	1985,87-89	2.88	15-6	70-2	9	153.0	143	59	49	59	122
Sarratt, Justin	2007-11	4.20	13-7	80-25	1	193.0	211	110	90	41	136
Sauve, Jeff	1992-95	4.09	18-7	73-16	2	204.2	201	115	93	73	154
Saylor, Robby	1954	NA	NA-NA	1-1	NA	NA	NA	NA	NA	NA	NA
Schmidt, Clate	2013-16	4.62	18-19	72-40	0	259.1	307	161	133	98	178
Schmidt, Jarrod	2000-02	4.17	18-3	37-30	0	174.2	181	96	81	85	130
Schmitt, Paul	1977-79	4.41	6-2	30-4	3	81.2	83	50	40	27	34
Schnabel, Brock	2007,08	18.00	1-1	6-0	0	5.0	8	10	10	2	4
Schnell, Alex	2015-18	5.93	3-0	55-3	1	71.1	83	58	47	39	46
Schnell, Kyle	2013,14	4.13	2-0	29-0	2	32.2	39	18	15	13	22
Scott, Ray	1996,97	6.80	3-1	24-3	0	43.2	63	35	33	16	32
Seybt, Paul	1994	1.50	0-0	7-0	0	12.0	13	2	2	4	4
Sharpe, Davis	2019-21	3.89	12-6	29-24	0	138.2	119	67	60	54	152
Shealy, Don	1955-57	NA	4-NA	16-NA	NA	89.0	NA	NA	NA	NA	46
Shepard, David	1996	2.83	3-2	27-0	5	28.2	20	11	9	13	33
Sipp, Tony	2004	4.69	2-2	22-3	2	48.0	53	28	25	17	59
Smith, Dale	1963-65	3.66	9-6	30-12	NA	115.2	95	71	47	52	94
Smith, Tristan	2023	4.55	0-1	24-6	4	31.2	24	16	16	25	43
Snyder, Brian	1977-79	3.31	18-6	41-35	1	228.2	204	117	84	120	185
Sokohl, Jack	1969	27.00	0-1	3-2	NA	3.2	2	11	11	13	1
Sommerfeld, Luke	2019	7.04	0-2	14-0	0	23.0	28	19	18	9	22
Spencer, Jeff	1978	6.00	0-0	1-0	1	3.0	2	2	2	0	1
Spiers, Carson	2017-20	2.47	7-7	71-0	19	109.1	70	34	30	38	103
Spires, Adam	1997,98	9.24	1-1	20-0	0	25.1	32	32	26	25	22
Sprouse, Dave	1959-61	3.73	5-6	23-9	NA	72.1	62	39	30	39	38
Stanley, John	1969	0.00	0-0	2-0	NA	3.0	1	0	0	1	3
Steele, Bill	1984-87	4.47	19-10	62-38	1	276.0	269	167	137	122	97
Stone, George	1984,85	3.38	16-9	31-28	0	208.0	205	108	78	56	150
Stoneburner, Graham	2008,09	4.59	13-9	36-21	1	135.1	148	82	69	40	123
Stowe, Harold	1957-59	2.32	24-13	49-31	NA	279.1	223	113	72	103	279
Strider, Spencer	2018,20	4.71	5-2	26-10	1	63.0	53	36	33	38	89
Sturgeon, Chris	1993	2.63	2-0	11-3	0	24.0	20	7	7	17	13
Sullivan, Mike	1977-79	2.65	20-3	36-31	0	203.2	169	82	60	78	153
Surber, Jon	2011	0.00	0-0	5-0	0	4.2	4	1	0	4	6
Sutton, George	1966	3.00	2-0	2-2	NA	9.0	7	4	3	4	8
Tallent, Casey	2022,23	3.65	2-1	31-2	1	44.1	43	22	18	22	41
Taulbee, Andy	1992-94	3.16	27-8	63-39	4	279.1	265	133	98	73	235
Thrailkill, Josh	2007,09,10	5.49	0-0	16-1	0	19.2	23	13	12	1	18
Toney, Wales	2014	12.46	0-0	4-0	0	4.1	6	6	6	5	6
Toth, Bill	1954-56	NA	NA-NA	15-1	NA	NA	NA	NA	NA	NA	NA
Towns, Andrew	2016	37.80	0-0	3-0	0	1.2	7	7	7	1	1
Trado, Bill	1956	NA	0-4	6-5	NA	32.1	28	21	NA	34	22
Trapp, Billy	1977-80	4.60	6-4	47-2	4	101.2	108	68	52	39	80
Tripp, David	1988-90	4.82	15-7	55-26	5	179.1	183	104	96	75	154
Trolia, Aaron	2003	8.87	0-1	18-1	0	23.1	38	27	23	9	24
Urrico, Anthony	2001	4.15	0-0	8-0	0	4.1	4	2	2	6	4
Van Horn, Hunter	2015	6.14	0-0	10-0	0	7.1	7	5	5	6	7
Van Volkenburg, Dave	1969-72	2.95	20-10	43-35	NA	222.2	193	104	73	98	195
Vaughn, Matt	2006-09	3.66	9-4	81-3	16	128.0	140	72	52	44	119
Vetzel, Taylor	2015	3.97	1-3	20-1	4	22.2	18	13	10	10	25
Vincent, Damon	1961-63	4.80	10-6	31-21	NA	148.0	127	95	79	117	148
Vining, Ken	1994-96	3.29	17-3	61-26	2	224.1	184	94	82	81	258
Waldrop, Kenny	1966	7.04	0-0	6-3	NA	15.1	13	12	12	15	9
Walker, Adam	2003,04	6.60	1-0	14-0	0	15.0	24	13	11	4	18
Watson, Charlie	1965-67	2.71	16-7	43-18	NA	186.0	136	70	56	79	186
Watson, Mark	1994,95	2.85	12-2	25-18	1	94.2	70	41	30	55	91
Weatherly, Sam	2018-20	3.48	4-0	33-9	0	72.1	48	35	28	61	106
Weismann, Scott	2009-11	4.19	15-8	60-29	8	191.0	190	105	89	66	152
Weiss, Willie	2023	7.00	2-0	14-0	0	9.0	11	7	7	10	13
Welch, Scott	1986,87	8.15	1-0	19-0	2	35.1	46	33	32	16	20
Werner, Brian	1996,97	5.64	1-1	13-0	0	22.1	19	15	14	5	8
Whitaker, Oliver	1984-87	4.45	23-14	67-45	3	299.1	313	201	148	161	157
White, Matt	1996-98	5.39	9-4	41-18	1	137.0	157	107	82	72	114
Whitfield, Larry	1967	1.25	2-0	6-2	NA	21.2	15	3	3	8	8
Whitfield, Mike	1968-70	4.46	2-2	18-3	NA	42.1	44	27	21	15	21
Wiles, Lee	1982,83	4.50	7-4	36-10	3	84.0	86	53	42	57	55
Williams, Ricky	2021,22	2.86	2-0	15-4	0	28.1	26	11	9	16	20
Williams, Rodney	1993,95,96	4.23	2-1	44-0	0	55.1	56	31	26	26	44
Winchester, Scott	1993-95	1.70	13-5	87-0	34	132.2	89	37	25	47	122
Woessner, Dave	1977-79	3.53	11-6	47-2	14	104.2	105	53	41	44	60
Wolff, Billy	1982,84	8.44	0-1	11-0	1	10.2	13	11	10	5	7
Wrenn, David	1963,65	9.00	2-3	16-6	NA	40.0	53	46	40	43	37
Wrobleksi, Justin	2019	10.38	0-2	10-3	0	13.0	16	15	15	14	15
Wyatt, Steve	1975,76	2.64	5-1	14-6	4	64.2	57	27	19	17	38
Zocchi, P.J.	2004-07	3.96	11-2	42-19	2	138.2	145	68	61	60	132
Zoltak, Matt	2007,08	6.04	5-3	37-4	0	50.2	58	37	34	27	38

YEAR-BY-YEAR STARTING LINEUPS

1896 (0-2 OVERALL) - NA

1897 - NO TEAM

1898 (2-4 OVERALL)

Pos.	Starter	Cl.
C	Thomas Shaw	Fr.
1B	Harry Gray	So.
2B	M.N. Hunter	Fr.
SS	Columbus Mauldin	So.
3B	J.W. Odiorne	Fr.
LF	J.C. Wertz	Fr.
CF	J.M. Blain	Sr.
RF	L. Boykin	So.

Pos.	Starter	Cl.	W-L
P	John McMakin	Fr.	1-4

1899 (4-3 OVERALL)

Pos.	Starter	Cl.
C	Thomas Shaw	So.
1B	Harry Gray	Jr.
2B	M.N. Hunter	So.
SS	Columbus Mauldin	Jr.
3B	J.W. Odiorne	So.
LF	A.B. Cole	So.
CF	T.P. Rutledge	So.
RF	J.F. Lanham	So.

Pos.	Starter	Cl.	W-L
P	John McMakin	So.	4-3

1900 (8-2 OVERALL)

Pos.	Starter	Cl.
C	J.F. Lanham	Jr.
1B	Harry Gray	Sr.
2B	M.N. Hunter	Jr.
SS	Greaton Bamberg	So.
3B	J.D. Hughey	So.
LF	T.N. Gaines	So.
CF	Columbus Mauldin	Sr.
RF	G.R. Barksdale	Fr.

Pos.	Starter	Cl.	W-L
P	John McMakin	Jr.	7-1
P	Walt Coles	So.	1-1

1901 (10-2-1 OVERALL)

Pos.	Starter	Cl.
C	G.R. Barksdale	So.
1B	J.D. Hughey	So.
2B	M.N. Hunter	Sr.
SS	F.R. Dingle	Fr.
3B	Fred Pearman	Jr.
LF	Walt Coles	Jr.
CF	Greaton Bamberg	Jr.
RF	Bill Chisolm	So.

Pos.	Starter	Cl.	W-L
P	Vet Sitton	So.	5-2
P	John McMakin	Sr.	3-0
P	Walt Coles	Jr.	2-0

1902 (9-3 OVERALL)

Pos.	Starter	Cl.
C	John Maxwell	So.
1B	Thomas Shaw	Sr.
2B	Bill Chisolm	Jr.
SS	J.H. Rodgers	Fr.
3B	Fred Pearman	Sr.
LF	Walt Coles	Sr.
CF	G.R. Barksdale	Jr.
RF	J.W. Gantt	Sr.

Pos.	Starter	Cl.	W-L
P	Vet Sitton	Jr.	7-2
P	Walt Coles	Sr.	1-1
P	J.W. Gantt	Sr.	1-0

1903 (9-1 OVERALL)

Pos.	Starter	Cl.
C	John Maxwell	Jr.
1B	L.S. Wood	So.
2B	John Caldwell	So.
SS	John Coggins	So.
3B	J.H. Rodgers	So.
LF	Bill Chisolm	Sr.
CF	J. Dendy	Fr.
RF	Joel Wier	Jr.

Pos.	Starter	Cl.	W-L
P	Vet Sitton	Sr.	6-0
P	J. Dendy	Fr.	3-1

1904 (8-5-1 OVERALL)

Pos.	Starter	Cl.
C	John Maxwell	Sr.
1B	O. McKinney	Fr.
2B	John Caldwell	Jr.
SS	John Coggins	Jr.
3B	J.H. Rodgers	Jr.
LF	H.B. Ellis	Fr.
CF	J. Dendy	So.
RF	Joel Wier	Sr.

Pos.	Starter	Cl.	W-L
P	J. Dendy	So.	5-3
P	Phillip Sitton	So.	3-2

1905 (6-8-1 OVERALL)

Pos.	Starter	Cl.
C	Titus Bissell	So.
1B	Gil Ellison	Jr.
2B	Thomas Robertson	So.
SS	John Goggans	Sr.
3B	J.G. Holland	So.
LF	Orville Bissell	So.
CF	J.H. Gibbs	Fr.
RF	J.H. Barksdale	Jr.

Pos.	Starter	Cl.	W-L
P	W.E. Cheatham	Fr.	2-3
P	A.B. Means	Fr.	2-0
P	F.M. Routh	Jr.	2-5

1906 (6-10-1 OVERALL)

Pos.	Starter	Cl.
C	Titus Bissell	Jr.
1B	Gil Ellison	Sr.
2B	Thomas Robertson	Jr.
SS	A.S. Goss	Fr.
3B	Thomas Ellison	Sr.
LF	C.A. McFadden	Fr.
CF	Arthur Lee	So.
RF	Henry Lykes	Jr.

Pos.	Starter	Cl.	W-L
P	J.W. Waldrop	Fr.	3-4
P	Jennings Gelzer	Sr.	2-3
P	W.E. Cheatham	So.	1-3

1907 (9-7-1 OVERALL)

Pos.	Starter	Cl.
C	Titus Bissell	Sr.
1B	Striker Coles	So.
2B	Arthur Lee	Jr.
SS	Thomas Robertson	Sr.
3B	Paul Bissell	Fr.
LF	Orville Bissell	Sr.
CF	J.H. Barksdale	Sr.
RF	Henry Lykes	Sr.

Pos.	Starter	Cl.	W-L
P	C.B. Farmer	Fr.	5-3
P	Thomas Robertson	Sr.	3-1
P	C.W. Wannamaker	Sr.	1-2

1908 (6-11 OVERALL)

Pos.	Starter	Cl.
C	J.M. Wylie	Jr.
1B	Striker Coles	Jr.
2B	James Kirby	So.
SS	L.J. Goodman	Fr.
3B	Paul Bissell	So.
LF	J.E. Brown	So.
CF	Arthur Lee	Sr.
RF	J.F. Sherard	Fr.

Pos.	Starter	Cl.	W-L
P	L.S. Stokes	Fr.	2-1
P	Eugene Wood	Jr.	2-1
P	C.B. Farmer	So.	1-6

1909 (10-12 OVERALL)

Pos.	Starter	Cl.
C	Bill Connelly	So.
1B	Robert Henderson	Jr.
2B	James Kirby	Jr.
SS	L.J. Goodman	So.

3B	Striker Coles	Sr.
LF	J.F. Sherard	So.
CF	T.A. Jeffords	So.
RF	J.T. Cochran	Fr.

Pos.	Starter	Cl.	W-L
P	Eugene Wood	Sr.	5-6
P	H.F. Rivers	Fr.	2-3
P	J.W. Waldrop	So.	2-1

1910 (10-11 OVERALL)

Pos.	Starter	Cl.
C	Stark Sullivan	Sr.
1B	Robert Henderson	Sr.
2B	James Kirby	Sr.
SS	S.Y. Tupper	Fr.
3B	Fred McCown	Jr.
LF	Bill Connelly	Jr.
CF	H.F. Rivers	So.
RF	J.T. Cochran	So.

Pos.	Starter	Cl.	W-L
P	H.F. Rivers	So.	4-0
P	Fred Schroeder	So.	2-2
P	George Lachicotte	Jr.	1-6

1911 (13-10 OVERALL)

Pos.	Starter	Cl.
C	Joel Bates	Jr.
1B	H.M. Thomas	Fr.
2B	G.D. Harris	Fr.
SS	S.Y. Tupper	So.
3B	Fred McCown	Sr.
LF	Bill Connelly	Sr.
CF	H.F. Rivers	Jr.
RF	J.T. Cochran	Jr.

Pos.	Starter	Cl.	W-L
P	Doc Ezell	So.	5-3
P	George Lachicotte	Sr.	5-3
P	Fred Schroeder	Jr.	3-2

1912 (11-6 OVERALL)

Pos.	Starter	Cl.	BA
C	G.W. Yeargin	Fr.	.226
1B	H.M. Thomas	So.	.175
2B	James Hiers	Jr.	.290
SS	Ralph Cureton	Fr.	.222
3B	Marion Coles	Jr.	.222
LF	Fred Schroeder	Sr.	.182
CF	H.F. Rivers	Sr.	.258
RF	James Martin	Sr.	.300

Pos.	Starter	Cl.	W-L
P	Doc Ezell	Jr.	7-3
P	James Martin	Sr.	2-1
P	Fred Schroeder	Sr.	2-1

1913 (13-5 OVERALL)

Pos.	Starter	Cl.	BA
C	George Browne	Jr.	.196
1B	Clare Webb	So.	.288
2B	Sam Hutto	So.	.364
SS	Ralph Cureton	So.	.395
3B	Marion Coles	Sr.	.186
LF	C.L. Walker	Fr.	.261
CF	James Hiers	Sr.	.250
RF	Leland Tarrant	So.	.281

Pos.	Starter	Cl.	W-L
P	Doc Ezell	Sr.	9-2
P	Carroll Anderson	Fr.	4-3

1914 (16-6 OVERALL)

Pos.	Starter	Cl.	BA
C	George Browne	Sr.	.250
1B	Claire Webb	Jr.	.366
2B	Sam Hutto	Jr.	.242
SS	Ralph Cureton	Jr.	.396
3B	Harry Parker	Sr.	.280
LF	Claude Iler	Jr.	.238
CF	Leland Tarrant	Jr.	.254
RF	Bill Harris	Fr.	.288

Pos.	Starter	Cl.	W-L
P	C.J. Gaulden	Fr.	7-3
P	A.B. Schachte	So.	7-2

1915 (13-7 OVERALL)

Pos.	Starter	Cl.	BA
C	Bill Harris	So.	.269
1B	Lucius James	Fr.	.203
2B	Charles Major	Jr.	.203
SS	Ralph Cureton	Sr.	.458
3B	Norm McMillan	Jr.	.342
LF	Leland Tarrant	Sr.	.224
CF	Claude Iler	Sr.	.345
RF	Carroll Anderson	Jr.	.333

Pos.	Starter	Cl.	W-L
P	A.B. Schachte	So.	4-4
P	Robert Thornton	Sr.	3-2
P	Stephen Richards	Sr.	2-1

1916 (13-11-1 OVERALL)

Pos.	Starter	Cl.
C	Bill Harris	Jr.
1B	Lucius James	So.
2B	Charles Major	Sr.
SS	Norm McMillan	Sr.
3B	James Parker	Jr.
LF	Everett Woods	Sr.
CF	Vic Martin	Fr.
RF	Carroll Anderson	Sr.

Pos.	Starter	Cl.	W-L
P	Carroll Anderson	Sr.	5-3
P	Elmer Long	Jr.	5-4
P	Adam Richards	Jr.	3-2

1917 (13-13 OVERALL)

Pos.	Starter	Cl.	BA
C	Bill Harris	Sr.	.329
1B	Lucius James	Jr.	.231
2B	A.M. Dorn	So.	.255
	Sam Peters	Jr.	.108
SS	James Parker	Sr.	.333
3B	Emmett Jordan	So.	.163
LF	Albert McMeekin	Jr.	.200
CF	Walter Herron	Sr.	.158
RF	James Gee	Sr.	.247

Pos.	Starter	Cl.	W-L
P	A.B. Chapman	Fr.	4-3
P	Adam Richards	Sr.	4-4
P	Elmer Long	Sr.	3-6

1918 (11-6 OVERALL)

Pos.	Starter	Cl.
C	Stumpy Banks	Jr.
1B	Lucius James	Sr.
2B	L.P. Thackston	Jr.
SS	Emmett Jordan	Jr.
3B	Lorenzo Harris	Fr.
LF	Gene Richbourg	So.
CF	Albert McMeekin	Sr.
RF	James Bankhead	Jr.

Pos.	Starter	Cl.	W-L
P	Gillespie Thrower	Jr.	5-2
P	R.E. Atkinson	Fr.	4-3
P	Floyd Garrison	So.	1-1

1919 (6-15-1 OVERALL)

Pos.	Starter	Cl.	BA
C	Stumpy Banks	Sr.	.234
1B	James Bankhead	Sr.	.299
2B	Wade Woodward	Fr.	.140
SS	Emmett Jordan	Sr.	.228
3B	Lorenzo Harris	So.	.154
LF	Gene Richbourg	Jr.	.255
CF	O.S. Poe	Fr.	.260
RF	R.E. Atkinson	So.	.384

Pos.	Starter	Cl.	W-L
P	Gillespie Thrower	Sr.	4-6
P	R.E. Atkinson	So.	1-4
P	Wilber Boozar	Fr.	1-2

1920 (4-15 OVERALL)

Pos.	Starter	Cl.	S	PS	BA
C	W.M. Hagood	So.	19	19	.031
1B	Sam Boone	So.	14	14	.116
2B	Wade Woodard	So.	14	14	.178
SS	G.W. Hartzel	So.	14	14	.298
3B	Lorenzo Harris	Jr.	19	19	.232
LF	Gene Richbourg	Sr.	15	10	.333

YEAR-BY-YEAR STARTING LINEUPS

CF Nathan Salley	So.	19	15	.256
RF Clarence Owens	Jr.	16	16	.177

Pos.	Starter	Cl.	S	W-L
P	James Owens	Jr.	7	2-5
P	Wilbur Boozer	So.	7	1-6
P	John Sweedenberg	So.	3	1-2

1921 (5-14 OVERALL)

Pos.	Starter	Cl.
C	D. McPherson	Fr.
1B	Sam Boone	Jr.
2B	Wade Woodard	Jr.
SS	Thomas Crosland	Jr.
3B	Jones	So.
LF	Reese Herron	Jr.
CF	Nathan Salley	Jr.
RF	Clarence Owens	Sr.

Pos.	Starter	Cl.	S	W-L
P	Wilbur Boozer	Jr.	9	3-6
P	Edward Davis	So.	7	1-6

1922 (10-8 OVERALL)

Pos.	Starter	Cl.	S	PS	BA
C	Sam Boone	Sr.	9		.095
1B	B.R. Turnipseed	Fr.	18	18	.271
2B	Wade Woodward	Sr.	18	18	.196
SS	Nathan Salley	Sr.	18	18	.240
3B	Bill Murr	Fr.	18	18	.196
LF	Reese Herron	Sr.	18	18	.317
CF	Jim Gibson	Sr.	16	16	.115
RF	T.J. Reames	Jr.	18	18	.241

Pos.	Starter	Cl.	S	W-L
P	Flint Rhem	So.	7	3-4
P	John Swetenburg	Sr.	7	3-2
P	Wilbur Boozer	Sr.	2	2-2
P	Edward Davis	Jr.	2	2-0

1923 (13-8-1 OVERALL)

Pos.	Starter	Cl.	S	PS	BA
C	Julian Keel	So.	15	15	.165
1B	Bill Murr	So.	15	15	.195
2B	James Richards	Sr.	22	22	.236
SS	George Cox	So.	22	22	.276
3B	Lucas Melton	So.	20	20	.257
LF	Sam Harmon	So.	15	15	.158
CF	T.J. Reames	Sr.	22	21	.387
RF	Charles Vincent	Sr.	22	21	.162

Pos.	Starter	Cl.	S	W-L
P	Flint Rhem	Jr.	10	7-2
P	Ralph Gibson	So.	7	5-3
P	John Crosland	Sr.	3	1-2

1924 (6-10 OVERALL)

Pos.	Starter	Cl.	S	PS	BA
C	Julian Keel	Jr.	9	9	.272
1B	Bill Murr	Jr.	16	14	.274
2B	R.L. Ziegler	Jr.	10	10	.154
SS	George Cox	Jr.	16	16	.250
3B	Lucas Melton	Jr.	16	14	.221
LF	J.C. Felder	So.	12	12	.143
CF	Sam Harmon	Jr.	16	14	.274
RF	Luke J. Salley	So.	14	10	.167

Pos.	Starter	Cl.	S	W-L
P	Charlie Garrison	Sr.	7	2-5
P	George Smith	So.	5	3-2
P	Sam Harmon	Jr.	2	1-1

1925 (11-14 OVERALL)

Pos.	Starter	Cl.	S	PS	BA
C	Clarence McGill	Jr.	15	15	.243
1B	Bill Murr	Sr.	22	21	.305
2B	James Herron	So.	25	25	.263
SS	George Price	So.	25	25	.253
3B	Luke J. Salley	Jr.	17	16	.271
LF	James Milling	So.	17	15	.232
CF	Sam Harmon	Sr.	22	15	.253
RF	Robert Jones	So.	17	15	.196

Pos.	Starter	Cl.	S	W-L
P	George Smith	Jr.	8	5-4
P	Sam Harmon	Sr.	5	2-3
P	I.W. Chappell	Sr.	4	2-2
P	W.T. Martin	So.	4	1-4

1926 (8-11 OVERALL)

Pos.	Starter	Cl.	S	PS	BA
C	Clarence McGill	Sr.	19	19	.300
1B	Henry Eskew	So.	14	12	.327
2B	William Hudgens	So.	19	18	.305
SS	George Dunlap	So.	19	17	.300
3B	William Abbott	So.	15	14	.250
LF	James Milling	Jr.	16	10	.327
CF	Joseph Moore	So.	18	18	.247
RF	Walter Martin	So.	12	11	.254

Pos.	Starter	Cl.	S	W-L
P	George Smith	Sr.	5	3-2
P	J.T. Long	So.	5	2-4
P	Charles Bryan	So.	4	1-3

1927 (11-13-1 OVERALL)

Pos.	Starter	Cl.	S	PS	BA
C	Fred Pearman	Jr.	24	24	.235
1B	Henry Eskew	Jr.	22	22	.200
2B	William Hudgens	Jr.	24	24	.187
SS	George Dunlap	Jr.	24	24	.337
3B	James Herron	Sr.	24	24	.197
LF	E.W. Sexton	So.	24	21	.247
CF	Joseph Moore	Jr.	24	24	.177
RF	Walter Martin	Jr.	11	11	.135

Pos.	Starter	Cl.	S	W-L
P	J.R. Gibson	So.	10	6-4
P	Thomas Martin	Jr.	4	1-3
P	Charles Bryan	Jr.	3	1-2

1928 (12-9-2 OVERALL)

Pos.	Starter	Cl.	S	PS	BA
C	Fred Pearman	Sr.	21	19	.207
1B	Richard Magill	So.	23	23	.316
2B	Michael Ziegler	So.	23	23	.293
SS	George Dunlap	Sr.	23	12	.312
3B	Robert McCarley	So.	23	23	.280
LF	Henry Eskew	Sr.	23	22	.309
CF	Joseph Moore	Sr.	23	23	.240
RF	Walter Williams	Sr.	23	21	.348

Pos.	Starter	Cl.	S	W-L
P	Clay Mahaffey	Jr.	8	2-2
P	Deas Pearman	Jr.	7	4-4
P	Lawrence Chamblee	So.	3	2-1
P	Charles Bryan	Sr.	3	1-2

1929 (15-11-1 OVERALL)

Pos.	Starter	Cl.	S	PS	BA
C	Raiford McMillan	Sr.	14	14	.250
1B	Nat Watson	So.	24	24	.207
2B	Batson Hewitt	Jr.	18	18	.284
SS	Johnny Justus	So.	27	27	.260
3B	Robert McCarley	Jr.	21	21	.194
LF	James Cook	Jr.	24	17	.259
CF	Michael Ziegler	Jr.	26	24	.271
RF	Richard Magill	Jr.	27	24	.258

Pos.	Starter	Cl.	S	W-L
P	J.E. Query	So.	7	6-1
P	Clay Mahaffey	Sr.	7	4-3
P	Lawrence Chamblee	Jr.	7	2-5

1930 (9-14 OVERALL)

Pos.	Starter	Cl.	S	PS	BA
C	Angus Fordham	So.	14	14	.249
1B	Nat Watson	Jr.	21	21	.205
2B	Batson Hewitt	Sr.	23	23	.348
SS	Joseph Gibson	Jr.	12	12	.293
3B	Richard Magill	Sr.	23	23	.333
LF	Buck Priestler	So.	11	6	.220
CF	Michael Ziegler	Sr.	22	22	.209
RF	Endel Ramey	Jr.	18	9	.292

Pos.	Starter	Cl.	S	W-L
P	H.B. Nivens	So.	7	4-3
P	W.A. Nimmer	Fr.	6	2-5
P	Gordon Hoffman	Jr.	5	2-2

1931 (6-2 OVERALL)

Pos.	Starter	Cl.	S	PS	BA
C	Landrum Proctor	So.	5	5	.294
1B	Nat Watson	Sr.	8	8	.450
2B	J.D. Joye	So.	7	7	.167
SS	Romaine Smith	Jr.	5	5	.000
3B	John Hoffman	Jr.	8	8	.250
LF	Endel Ramey	Sr.	8	8	.179

CF Buck Priestler	Jr.	8	8	.423
RF Raymond Parkins	Jr.	8	8	.138

Pos.	Starter	Cl.	S	W-L
P	J.H. Davis	Fr.	3	2-1
P	J.B. Decker	So.	3	2-1
P	E.J. Crook	Fr.	1	1-0
P	Gordon Hoffman	Sr.	1	1-0

1932 (14-6 OVERALL)

Pos.	Starter	Cl.	S	PS	BA
C	Landrum Proctor	Jr.	20	20	.351
1B	James Rhinehardt	Sr.	20	20	.280
2B	H.H. Kearse	Jr.	19	19	.299
SS	Harry Gibson	Sr.	18	18	.205
3B	John Hoffman	Sr.	20	20	.224
LF	Buck Priestler	Sr.	14	14	.400
CF	Harold Clark	Jr.	15	15	.329
RF	Raymond Parkins	Sr.	16	16	.341

Pos.	Starter	Cl.	S	W-L
P	Wyatt Burgess	Jr.	9	9-2
P	Ivey Rivers	Jr.	7	1-3
P	Harold Clark	Sr.	3	4-0

1933 (10-10 OVERALL)

Pos.	Starter	Cl.	S	PS	BA
C	Landrum Proctor	Sr.	20	20	.241
1B	Bob Miller	Sr.	20	19	.291
2B	John Richey	Fr.	16	16	.302
SS	Joe Sherman	Jr.	20	18	.291
3B	H.R. Hood	So.	16	16	.172
LF	Richard Cole	So.	8	6	.291
CF	Harold Clark	Sr.	19	19	.317
RF	Clarence Chavous	So.	15	13	.375

Pos.	Starter	Cl.	S	W-L
P	Wyatt Burgess	Sr.	10	4-5
P	Ivey Rivers	Sr.	5	3-3
P	J.H. Davis	Jr.	4	3-2

1934 (8-8-1 OVERALL)

Pos.	Starter	Cl.	S	PS	BA
C	Clarence Chavous	Jr.	17	13	.290
1B	John Troutman	So.	17	17	.176
2B	John Richey	So.	15	9	.217
SS	Joe Sherman	Sr.	13	13	.302
3B	Joe Cathcart	Jr.	13	13	.130
LF	Henry Shore	So.	15	15	.224
CF	Randy Hinson	So.	17	17	.313
RF	W.S. Durham	So.	16	9	.292

Pos.	Starter	Cl.	S	W-L
P	Billy Croxton	So.	7	5-2
P	Armstrong Swails	Jr.	5	3-2
P	Edward Heap	So.	5	0-3

1935 (16-7-1 OVERALL)

Pos.	Starter	Cl.	S	PS	BA
C	Harry Lee	So.	24	24	.296
1B	John Troutman	Jr.	24	24	.262
2B	W.S. Durham	Jr.	24	20	.289
SS	John Richey	Jr.	24	24	.168
3B	R.D. Simpson	So.	14	14	.200
LF	Henry Shore	Jr.	24	24	.237
CF	Randy Hinson	Jr.	24	24	.250
RF	Clarence Chavous	Sr.	17	17	.208

Pos.	Starter	Cl.	S	W-L
P	Armstrong Swails	Sr.	10	7-3
P	Billy Croxton	Jr.	9	5-3
P	W.S. Durham	Jr.	4	3-1

1936 (6-11 OVERALL)

Pos.	Starter	Cl.	S	PS	BA
C	John Richey	Sr.	15	10	.125
1B	Jesse Pritchett	So.	16	16	.263
2B	M.I. Courtney	So.	12	12	.116
SS	Al Folger	So.	15	13	.207
3B	Teddy Boselli	So.	15	11	.200
LF	Henry Shore	Sr.	17	13	.229
CF	Randy Hinson	Sr.	17	17	.246
RF	Robert Heyward	So.	17	8	.203

Pos.	Starter	Cl.	S	W-L
P	Edward Heap	Jr.	7	3-4
P	J.F. Underwood	So.	5	2-3
P	Billy Croxton	Sr.	3	0-3

1937 (7-12 OVERALL)

Pos.	Starter	Cl.	S	PS	BA
C	Arthur DeLoach	So.	14	14	.231
1B	Jesse Pritchett	Jr.	19	19	.234
2B	Jim Edwards	Fr.	19	19	.254
SS	Al Folger	Jr.	19	19	.254
3B	Thomas Hendricks	Sr.	16	10	.179
LF	Bob Bailey	So.	10	7	.361
CF	Robert Heyward	Jr.	19	17	.187
RF	George Brodie	So.	12	10	.340

Pos.	Starter	Cl.	S	W-L
P	Edward Heap	Sr.	7	2-6
P	Ray Coker	So.	5	2-2
P	Ralph Crosby	Jr.	4	3-1

1938 (6-12 OVERALL)

Pos.	Starter	Cl.	S	PS	BA
C	Tom Bell	Jr.	9	9	.139
1B	R.H. Fox	So.	13	13	.304
2B	Jim Edwards	So.	16	16	.213
SS	Al Folger	Sr.	18	18	.281
3B	Teddy Boselli	Jr.	17	16	.261
LF	Gilmer Snipes	So.	12	10	.105
CF	Robert Heyward	Sr.	18	12	.239
RF	Ralph Crosby	Sr.	14	11	.280

Pos.	Starter	Cl.	S	W-L
P	George Brodie	Jr.	6	1-5
P	Ray Coker	Jr.	3	4-1
P	C.A. Goins	Jr.	3	0-2

1939 (10-7 OVERALL)

Pos.	Starter	Cl.
------	---------	-----

YEAR-BY-YEAR STARTING LINEUPS

Pos.	Starter	Cl.	S	W-L
P	Winston Holliday	Sr.	6	4-1
P	Joe Ballock	Sr.	3	2-1
P	Bill Martin	So.	3	1-2

1943 (12-3 OVERALL)

Pos.	Starter	Cl.	S	PS	BA
C	Hank Sullivan	Fr.	15	15	.400
1B	Frank Gillespie	Fr.	15	15	.311
2B	Leo Fisher	So.	11	11	.278
SS	Bob Berry	Sr.	9	9	.400
3B	Jay Good	Sr.	15	15	.302
LF	Don Belk	Sr.	15	15	.250
CF	James Herring	Sr.	15	15	.300
RF	Homer Coker	Sr.	15	15	.462

Pos.	Starter	Cl.	S	W-L
P	Herb Jessen	Sr.	7	6-1
P	D.D. Carpenter	Jr.	4	3-1
P	Luther Rentz	Fr.	3	2-0

1944 - NO TEAM

1945 (7-6 OVERALL)

Pos.	Starter	Cl.	S	PS	BA
C	Herbert Lindsay	Sr.	12	7	.146
1B	J.M. Russell	Fr.	13	13	.220
2B	H.H. Tyler	So.	12	12	.282
SS	J.A. Timmerman	So.	12	12	.262
3B	Burton Ullinick	Fr.	9	9	.188
LF	Mavis Cagle	Fr.	13	13	.204
CF	C.M. Brown	Fr.	7	7	.273
RF	Bill Cobb	Fr.	8	7	.174

Pos.	Starter	Cl.	S	W-L
P	Bob Hughes	Fr.	5	3-2
P	Stick Riley	Jr.	5	3-2
P	J.M. Hammett	Fr.	1	1-1

1946 (12-5 OVERALL)

Pos.	Starter	Cl.	S	PS	BA
C	Joe McGee	So.	15	15	.211
1B	June Pruitt	Fr.	17	13	.211
2B	Lynwood McMakin	Jr.	13	13	.328
SS	Henry Sanders	Fr.	14	14	.257
3B	Dewey Quinn	Jr.	16	13	.365
LF	Andrew Quinn	So.	9	9	.114
CF	Tom Looper	Fr.	11	11	.264
RF	Winston Quinn	So.	6	5	.174

Pos.	Starter	Cl.	S	W-L
P	Joe Landrum	Fr.	12	10-2
P	Ray Fleming	So.	4	1-0
P	Jack Ross	Fr.	4	1-2

1947 (24-5 OVERALL, 13-2 SoCon)

Pos.	Starter	Cl.	S	PS	BA
C	Tom Cleveland	So.	25	25	.174
1B	Frank Gillespie	So.	27	22	.283
2B	Lynwood McMakin	Sr.	27	27	.354
SS	Jack Moore	Fr.	20	20	.261
3B	Hale Sherard	Sr.	28	27	.275
LF	Tom Castles	Fr.	16	13	.278
CF	Dewey Quinn	Sr.	29	18	.325
RF	Homer Coker	Jr.	29	25	.260

Pos.	Starter	Cl.	S	W-L
P	Joe Landrum	So.	12	11-2
P	Joe Hazle	Fr.	10	11-2
P	Luther Rentz	Sr.	3	2-1

1948 (14-12-1 OVERALL, 8-8-1 SoCon)

Pos.	Starter	Cl.	S	PS	BA
C	Gene Moore	So.	27	27	.245
1B	Jimmy Jones	Fr.	26	26	.322
2B	Leo Fisher	Jr.	24	23	.250
SS	Ken Culbertson	Fr.	27	27	.233
3B	Frank Gillespie	Jr.	17	17	.338
LF	Luke Deanhardt	So.	27	27	.283
CF	Ray Mathews	Fr.	24	24	.220
RF	Jimmy Brown	Fr.	19	19	.203

Pos.	Starter	Cl.	S	W-L
P	Joe Asbill	Fr.	8	4-4
P	William Griffith	Fr.	7	2-4
P	Ray Fleming	Sr.	4	4-1

1949 (11-12 OVERALL, 10-5 SoCon)

Pos.	Starter	Cl.	S	PS	BA
C	Gene Moore	Jr.	14	14	.296
1B	Luke Deanhardt	Jr.	21	18	.344
2B	Gene Aughtry	So.	21	21	.284
SS	Ken Culbertson	So.	22	22	.355
3B	Frank Gillespie	Sr.	23	18	.339
LF	Tom Castles	Jr.	22	12	.315
CF	Ray Mathews	So.	17	13	.350
RF	Doug Angley	Jr.	21	21	.299

Pos.	Starter	Cl.	S	W-L
P	Robert Hughes	So.	9	3-4
P	Hootie Kea	So.	3	2-3
P	Dan Stroud	Jr.	2	2-0

1950 (20-11 OVERALL, 13-3 SoCon)

Pos.	Starter	Cl.	S	PS	BA
C	Dick Hendley	Jr.	22	22	.377
1B	Luke Deanhardt	Sr.	31	31	.288
2B	Gene Aughtry	Jr.	31	22	.314
SS	Ken Culbertson	Jr.	30	20	.307
3B	Ray McKay	Jr.	20	20	.156
LF	Fred Knoebel	So.	31	29	.313
CF	Ray Mathews	Jr.	31	31	.309
RF	Doug Angley	Sr.	31	29	.381

Pos.	Starter	Cl.	S	W-L
P	Bill Ford	So.	8	6-3
P	Hootie Kea	Jr.	6	3-3
P	Bob Hughes	Jr.	4	6-0

1951 (18-7 OVERALL, 16-2 SoCon)

Pos.	Starter	Cl.	S	PS	BA
C	Dick Hendley	Jr.	25	25	.344
1B	Roby Crouch	Jr.	25	25	.313
2B	Gene Aughtry	Sr.	25	25	.325
SS	Ken Culbertson	Sr.	22	22	.280
3B	Ray McKay	Sr.	22	22	.277
LF	Fred Knoebel	Jr.	24	24	.284
CF	Ray Mathews	Sr.	25	25	.375
RF	Billy Morrow	Sr.	15	14	.164

Pos.	Starter	Cl.	S	W-L
P	Bill Ford	Jr.	7	5-0
P	William Griffith	Jr.	6	4-2
P	Roger Baker	Jr.	3	5-1

1952 (10-12 OVERALL, 10-10 SoCon)

Pos.	Starter	Cl.	S	PS	BA
C	Nolten Hilderbrand	Jr.	12	12	.234
1B	Joe Murray	Jr.	17	17	.268
2B	Roy Coker	So.	21	21	.310
SS	Jim Evans	Sr.	18	18	.306
3B	Wyman Morris	So.	22	22	.280
LF	Doug Kingsmore	So.	18	17	.311
CF	Fred Knoebel	Sr.	22	20	.366
RF	Roger Gaines	So.	21	20	.256

Pos.	Starter	Cl.	S	W-L
P	Billy O'Dell	So.	7	5-2
P	J.C. Hicks	Jr.	5	2-3
P	Roger Baker	Sr.	5	1-3

1953 (11-6 OVERALL, 11-6 SoCon)

Pos.	Starter	Cl.	S	PS	BA
C	Bobby Morris	Fr.	14	14	.211
1B	George Brodie	Jr.	12	12	.311
2B	Roy Coker	Jr.	17	17	.329
SS	Dick Hussey	Fr.	8	8	.267
3B	Wyman Morris	Jr.	17	17	.422
LF	Bill Barnett	Fr.	17	11	.275
CF	Joe Brown	Jr.	10	9	.233
RF	Doug Kingsmore	Jr.	17	14	.274

Pos.	Starter	Cl.	S	W-L	ERA
P	Billy O'Dell	Jr.	8	6-3	1.36
P	Neil Bates	Fr.	3	2-1	3.42
P	Robby Saylor	Jr.	3	1-1	3.63

1954 (14-10 OVERALL, 8-4 ACC)

Pos.	Starter	Cl.	S	PS	BA
C	Bobby Morris	So.	21	21	.238
1B	Dick Swetenburg	So.	20	20	.176
2B	Roy Coker	Sr.	23	23	.314
SS	Barry Crocker	Sr.	21	21	.306
3B	Wyman Morris	Sr.	24	24	.205
LF	Bill Barnett	So.	24	24	.272
CF	Doug Kingsmore	Sr.	24	24	.371

RF	Roger Gaines	Jr.	19	19	.238
----	--------------	-----	----	----	------

Pos.	Starter	Cl.	S	W-L	ERA
P	Billy O'Dell	Sr.	11	8-3	0.79
P	Leonard Humphries	So.	7	4-3	3.17
P	Ben Crosland	Jr.	3	2-1	3.58

1955 (7-11 OVERALL, 5-9 ACC)

Pos.	Starter	Cl.	S	PS	BA
C	Jim O'Quinn	Jr.	17	17	.350
1B	Dick Swetenburg	Jr.	18	18	.258
2B	Lonnie Shealy	Sr.	17	17	.357
SS	Charlie Blackston	Jr.	12	12	.267
3B	Joe Smith	Jr.	13	13	.308
LF	Carol Brown	So.	7	7	.147
CF	Bill Barnett	Jr.	15	15	.323
RF	Roger Gaines	Sr.	16	16	.304

Pos.	Starter	Cl.	S	W-L	ERA
P	Leonard Humphries	Jr.	6	3-3	
P	Ben Crosland	Sr.	5	1-4	
P	George Compton	Jr.	4	1-2	

1956 (4-14-2 OVERALL, 2-10-2 ACC)

Pos.	Starter	Cl.	S	PS	BA
C	Jim O'Quinn	Sr.	17	17	.222
1B	Dick Swetenburg	Sr.	18	18	.220
2B	Dave Garrison	So.	19	19	.277
SS	Doby Myers	So.	17	17	.277
3B	Bud Spiers	So.	19	19	.113
LF	Don Shealy	Jr.	16	16	.348
CF	Bill Barnett	Sr.	20	20	.276
RF	Larry Wilson	So.	13	10	.163

Pos.	Starter	Cl.	S	W-L	ERA
P	Leonard Humphries	Sr.	7	0-4	
P	Johnny Drake	So.	6	4-2	2.56
P	Bill Trado	So.	5	0-4	

1957 (6-12 OVERALL, 3-11 ACC)

Pos.	Starter	Cl.	S	PS	BA
C	Butch Coker	So.	18	18	.270
1B	Fred DeBerry	So.	9	9	.167
	Larry Wilson	Jr.	9	9	.282
2B	Bob Hubbard	So.	16	16	.157
SS	Bud Spiers	Jr.	18	18	.233
3B	Larry Bagwell	So.	18	18	.257
LF	Don Shealy	Sr.	12	12	.313
CF	Doug Hoffman	So.	18	18	.150
RF	Carol Brown	Sr.	10	10	.237

Pos.	Starter	Cl.	S	W-L	ERA
P	Harold Stowe	So.	7	3-5	3.58
P	Don Shealy	Sr.	5	2-3	4.44
P	Leon McDonald	So.	3	1-2	5.40
P	Sam Gambrell	Sr.	3	0-2	5.63

1958 (22-8 OVERALL, 11-3 ACC)

Pos.	Starter	Cl.	S	PS	BA
C	Butch Coker	Jr.	30	30	.264
1B	Fred DeBerry	Jr.	30	30	.319
2B	Zack Burnette	So.	28	28	.239
SS	Bud Spiers	Sr.	30	30	.323
3B	Larry Bagwell	Jr.	30	29	.287
LF	Larry Wilson	Sr.	30	28	.230
CF	Doug Hoffman	Jr.	30	30	.237
RF	Bailey Hendley	So.	22	21	.333

Pos.	Starter	Cl.	S	W-L	ERA
P	Harold Stowe	Jr.	15	14-4	2.34
P	Ed Lakey	So.	8	6-2	4.12
P	Bailey Hendley	So.	6	2-1	4.58

1959 (24-8 OVERALL, 9-5 ACC)

Pos.	Starter	Cl.	S	PS	BA
C	Butch Coker	Sr.	22	22	.247
1B	Fred DeBerry	Sr.	31	31	.287
2B	Zack Burnette	Jr.	30	30	.232
SS	Larry Bagwell	Sr.	32	32	.250
3B	Dick Suggs	So.	23	19	.205
LF	Ty Cline	So.	23	21	.326
CF	Doug Hoffman	Sr.	32	32	.314
RF	Bailey Hendley	Jr.	20	14	.309

Pos.	Starter	Cl.	S	W-L	ERA
P	Harold Stowe	Sr.	9	7-4	1.57
P	Ty Cline	So.	8	5-1	3.12
P	Bailey Hendley	Jr.	7	5-1	2.12

1960 (11-10-1 OVERALL, 7-6 ACC)

Pos.	Starter	Cl.	S	PS	BA
C	Dave Lynn	Jr.	22	21	.360
1B	Sam Poe	Jr.	9	9	.367
2B	Toby Bradshaw	So.	22	22	.304
SS	Zack Burnette	Sr.	22	22	.250
3B	Choppy Patterson	So.	13	12	.255
LF	Bailey Hendley	Sr.	20	9	.364
CF	Ty Cline	Jr.	22	20	.348
RF	Lanny Ryan	So.	14	13	.340

Pos.	Starter	Cl.	S	W-L	ERA
P	Dave Sprouse	Jr.	7	2-6	4.30
P	Bailey Hendley	Sr.	6	4-1	5.62
P	Jimmy Roller	Jr.	5	5-1	2.76

1961 (12-11 OVERALL, 6-8 ACC)

Pos.	Starter	Cl.	S	PS	BA
C	Dave Lynn	Sr.	21	20	.333
1B	Jack Verone	Jr.	13	6	.345
2B	Pete Ayoub	So.	23	17	.349
SS	Elmo Lam	So.	22	22	.319
3B	Harold Pavilack	Jr.	17	13	.262
LF	Nicky Lomax	So.	15	8	.286
CF	Art Ricketts	So.	14	7	.246
RF	Joey Taylor	So.	16	11	.302

YEAR-BY-YEAR STARTING LINEUPS

LF Lawton Cowart	Jr.	26	15	.260
CF George Sutton	Jr.	29	16	.215
RF Rusty Adkins	So.	30	16	.444

Pos.	Starter	Cl.	S	W-L	ERA
P	Tommy Chapman	Sr.	11	4-2	1.80
P	Bill Parmer	So.	10	5-1	2.82
P	Charlie Watson	So.	3	5-4	2.16

1966 (20-7-2 OVERALL, 9-4 ACC)

Pos.	Starter	Cl.	S	PS	BA
C	Eddie Barbary	Jr.	23	23	.310
1B	Ellis Dantzler	Sr.	24	20	.380
2B	Rusty Adkins	Jr.	29	25	.364
SS	Jack McCall	Sr.	29	29	.333
3B	Lawton Cowart	Sr.	29	29	.321
LF	George Sutton	Sr.	29	29	.311
CF	Tommy Pack	Sr.	26	18	.330
RF	Keith Waters	So.	26	15	.333

Pos.	Starter	Cl.	S	W-L	ERA
P	Bill Parmer	Jr.	9	4-1	4.22
P	Charlie Watson	Jr.	8	6-1	3.43
P	Kenny Waldrop	So.	3	0-0	7.04

1967 (29-9 OVERALL, 11-2 ACC)

Pos.	Starter	Cl.	S	PS	BA
C	Eddie Barbary	Sr.	38	38	.291
1B	Ron Zupa	Jr.	37	37	.243
2B	Rusty Adkins	Sr.	38	36	.336
SS	Garry Helms	Sr.	27	26	.372
3B	Mike McCall	So.	36	34	.237
LF	Buster Smith	So.	37	19	.243
CF	Keith Waters	Jr.	34	31	.206
RF	Howard Sharman	Sr.	22	21	.205

Pos.	Starter	Cl.	S	W-L	ERA
P	Bill Parmer	Sr.	10	9-1	1.14
P	Charlie Watson	Sr.	7	5-2	2.43
P	Laval Johnson	So.	6	3-2	2.23

1968 (27-14 OVERALL, 11-7 ACC)

Pos.	Starter	Cl.	S	PS	BA
C	Steve Kuester	So.	28	27	.253
1B	Ron Zupa	Sr.	40	40	.234
2B	Buster Smith	Jr.	40	39	.235
SS	Randy Bray	So.	38	30	.329
3B	Don Russell	Fr.	37	29	.261
LF	Jerry Eskew	Jr.	18	18	.239
CF	Keith Waters	Sr.	37	34	.283
RF	Johnny Johnson	So.	27	22	.157

Pos.	Starter	Cl.	S	W-L	ERA
P	Tom Hudgins	Fr.	10	6-4	3.74
P	Nelson Gibson	Sr.	8	7-1	2.18
P	Bill James	Sr.	8	5-1	2.11

1969 (27-17-2 OVERALL, 12-8-1 ACC)

Pos.	Starter	Cl.	S	PS	BA
C	Steve Kuester	Jr.	22	22	.187
1B	Eddie Holland	Jr.	32	16	.303
2B	Mike Ward	Fr.	26	26	.234
SS	Randy Bray	Jr.	41	41	.293
3B	Don Russell	So.	46	46	.289
LF	Craig White	Fr.	40	19	.327
CF	Johnny Severs	Fr.	34	33	.262
RF	Rick Young	Fr.	23	17	.284

Pos.	Starter	Cl.	S	W-L	ERA
P	Rusty Gerhardt	Fr.	15	7-3	3.46
P	Dave Van Volkenburg	Fr.	14	9-4	4.00
P	Tom Hudgins	So.	5	3-2	3.40

1970 (32-16 OVERALL, 14-7 ACC)

Pos.	Starter	Cl.	S	PS	BA
C	Eddie Holland	Sr.	31	22	.262
1B	Eddie Dixon	So.	25	25	.267
2B	Bill Prophet	Fr.	31	31	.311
SS	Randy Bray	Sr.	36	21	.285
3B	Don Russell	Jr.	42	42	.254
LF	Craig White	So.	40	39	.280
CF	Johnny Severs	So.	26	24	.255
RF	Calvin Weeks	So.	37	18	.205

Pos.	Starter	Cl.	S	W-L	ERA
P	Rusty Gerhardt	So.	14	9-4	1.79
P	Dave Van Volkenburg	So.	11	6-1	2.04
P	Lindsay Graham	Fr.	8	4-3	2.42

1971 (27-14 OVERALL, 10-4 ACC)

Pos.	Starter	Cl.	S	PS	BA
C	Lin Hamilton	Fr.	23	23	.175
1B	Dave Van Volkenburg	Jr.	24	19	.254
2B	Richard Haynes	Fr.	31	29	.241
SS	Calvin Weeks	Jr.	41	38	.263
3B	Bill Prophet	So.	41	36	.248
LF	Craig White	Jr.	31	31	.380
CF	Johnny Severs	Jr.	41	41	.301
RF	Pete Hendricks	So.	25	16	.302

Pos.	Starter	Cl.	S	W-L	ERA
P	Rusty Gerhardt	Jr.	14	11-3	2.17
P	Dave Van Volkenburg	Jr.	10	5-5	2.61
P	Jeff Bradford	Fr.	6	2-0	3.07

1972 (19-15 OVERALL, 6-7 ACC)

Pos.	Starter	Cl.	S	PS	BA
C	Lin Hamilton	So.	32	32	.318
1B	Dave Van Volkenburg	Sr.	27	27	.217
2B	Kenny Bagwell	So.	33	33	.296
SS	Richard Haynes	So.	32	30	.312
3B	Bill Prophet	Jr.	21	21	.203
LF	Smiley Sanders	So.	26	12	.268
CF	Charlie Ing	Fr.	32	25	.256
RF	Calvin Weeks	Sr.	32	23	.271

Pos.	Starter	Cl.	S	W-L	ERA
P	Rusty Gerhardt	Sr.	12	7-4	2.22
P	Lindsay Graham	Jr.	11	6-3	2.76
P	Jeff Bradford	So.	5	2-1	3.13

1973 (24-16 OVERALL, 10-2 ACC)

Pos.	Starter	Cl.	S	PS	BA
C	Lin Hamilton	Jr.	34	26	.294
1B	Tony Eckerl	So.	23	8	.176
2B	Richard Haynes	Jr.	35	35	.275
SS	John Adeimy	Sr.	34	27	.298
3B	Pat Fitzsimmons	So.	31	21	.276
LF	Craig White	Sr.	32	30	.336
CF	Smiley Sanders	Jr.	36	24	.260
RF	Mike Pulaski	Jr.	34	18	.248

Pos.	Starter	Cl.	S	W-L	ERA
P	Steve Cline	Jr.	9	7-1	2.12
P	Lindsay Graham	Sr.	8	6-2	2.37
P	Mark Adams	Sr.	7	1-3	6.06

1974 (23-15 OVERALL, 10-1 ACC)

Pos.	Starter	Cl.	S	PS	BA
C	Lin Hamilton	Sr.	35	33	.346
1B	Tony Eckerl	Jr.	20	11	.286
2B	Richard Haynes	Sr.	35	32	.273
SS	Kurt Seibert	Fr.	27	23	.316
3B	Pat Fitzsimmons	Jr.	34	19	.277
LF	Charlie Ing	Jr.	28	14	.269
CF	Smiley Sanders	Sr.	38	36	.283
RF	Mike Pulaski	Sr.	37	22	.304
DH	Steve Tucker	So.	23	4	.330

Pos.	Starter	Cl.	S	W-L	ERA
P	Steve Cline	Sr.	13	9-4	1.84
P	Jack Murr	Jr.	11	4-4	2.71
P	Chuck Porter	Fr.	7	4-2	2.58

1975 (33-10 OVERALL, 10-2 ACC)

Pos.	Starter	Cl.	S	PS	BA
C	Tony Eckerl	Sr.	37	30	.304
1B	Brett Terrill	So.	37	32	.234
2B	Billy Wingo	So.	39	35	.371
SS	Kurt Seibert	So.	43	42	.320
3B	Pat Fitzsimmons	Sr.	39	39	.229
LF	Steve Tucker	Jr.	40	38	.285
CF	Denny Walling	Jr.	38	37	.421
RF	Mike Mahoney	Jr.	28	21	.198
DH	Dave Caldwell	Fr.	32	23	.280

Pos.	Starter	Cl.	S	W-L	ERA
P	Chuck Porter	So.	13	8-4	2.66
P	Randy Quintrell	So.	11	7-2	1.50
P	Bob Mahony	Jr.	9	6-1	3.16

1976 (36-15 OVERALL, 10-2 ACC)

Pos.	Starter	Cl.	S	PS	BA
C	Bill Foley	So.	49	47	.303
1B	Steve Nilsson	So.	38	36	.266
2B	Billy Wingo	Jr.	45	45	.214
SS	Kurt Seibert	Jr.	44	44	.344
3B	Robert Bonnette	Fr.	50	43	.295

LF Dave Caldwell	So.	50	50	.321
CF Steve Tucker	Sr.	48	48	.350
RF Greg Belk	Sr.	35	20	.215
DH Alan Hoover	So.	30	30	.217

Pos.	Starter	Cl.	S	W-L	ERA
P	Chuck Porter	Jr.	14	12-0	2.19
P	Ron Musselman	Jr.	14	8-3	2.11
P	Randy Quintrell	Jr.	10	5-5	3.79

1977 (42-10 OVERALL, 9-1 ACC)

Pos.	Starter	Cl.	S	PS	BA
C	Bill Foley	Jr.	51	41	.315
1B	Steve Nilsson	Jr.	51	51	.249
2B	Billy Wingo	Sr.	45	45	.333
SS	Robert Bonnette	So.	52	51	.324
3B	Pete Peltz	Jr.	51	50	.329
LF	Neil Simons	Fr.	50	20	.376
CF	Billy Weems	Fr.	37	27	.340
RF	Dave Caldwell	Jr.	40	9	.284
DH	Bill Schroeder	Fr.	36	17	.272

Pos.	Starter	Cl.	S	W-L	ERA
P	Ron Musselman	Sr.	15	12-2	3.14
P	Brian Snyder	Fr.	9	4-1	1.19
P	Tommy Qualters	Jr.	8	6-0	4.14
P	Randy Quintrell	Sr.	8	5-3	4.53

1978 (39-14 OVERALL, 10-2 ACC)

Pos.	Starter	Cl.	S	PS	BA
C	Bill Schroeder	So.	43	41	.305
1B	Steve Nilsson	Sr.	48	48	.300
2B	Robbie Allen	Fr.	30	27	.236
SS	Robert Bonnette	Jr.	53	50	.320
3B	Pete Peltz	Sr.	49	46	.337
LF	Neil Simons	So.	51	40	.293
CF	Billy Weems	So.	45	41	.333
RF	Tony Masone	So.	48	42	.328
DH	Alan Hoover	Sr.	27	27	.313

Pos.	Starter	Cl.	S	W-L	ERA
P	Mike Sullivan	So.	13	7-2	3.31
P	Mike Brown	Fr.	12	9-2	1.84
P	Brian Snyder	So.	12	7-1	4.41

1979 (40-15 OVERALL, 10-1 ACC)

Pos.	Starter	Cl.	S	PS	BA
C	Bill Schroeder	Jr.	42	30	.318
1B	Greg Guin	Fr.	49	49	.259
2B	Tim Teufel	Jr.	52	50	.350
SS	Robbie Allen	So.	53	53	.297
3B	Robert Bonnette	Sr.	53	53	.284
LF	Billy Weems	Jr.	38	36	.246
CF	Neil Simons	Jr.	53	51	.355
RF	Tony Masone	Jr.	54	52	.330
DH	Dave Buffamoyer	Sr.	55	28	.343

Pos.	Starter	Cl.	S	W-L	ERA
P	Brian Snyder	Jr.	14	7-4	3.76
P	Mike Sullivan	Jr.	13	10-0	1.98
P	Mike Brown	So.	13	5-4	4.82

1980 (38-21 OVERALL, 6-5 ACC)

Pos.	Starter	Cl.	S	PS	BA
C	Dave Lemaster	Fr.	36	36	.315
1B	Greg Guin	So.	50	50	.266
2B	Tim Teufel	Sr.	46	46	.387
SS	Robbie Allen	Jr.	48	48	.251
3B	Frank Russ	Fr.	57	36	.327
LF	Billy Weems	Sr.	59	58	.328
CF	Neil Simons	Sr.	59	59	.317
RF	Glenn Gallagher	Fr.	53	41	.287
DH	Jimmy Key	Fr.	26	22	.272

Pos.	Starter	Cl.	S	W-L	ERA
P	Mike Brown	Jr.	15	9-3	3.17
P	Jimmy Key	Fr.	15	7-5	2.99
P	Bobby Kenyon	Jr.	12	8-3	3.00

1981 (34-24 OVERALL, 10-4 ACC)

Pos.	Starter	Cl.	S	PS	BA
C	Coe Brier	Fr.	31	17	.252
1B	Greg Guin	Jr.	50	50	.387
2B	Frank Russ	So.	37	32	.276
SS	Scott Powers	Fr.	51	51	.253
3B	Craig Roberson	So.	56	56	.323
LF	Mike Mahoney	Sr.	50	38	.333
CF	Glenn Gallagher	So.	51	26	.308
RF	Bob Paulling	So.	49	26	.303

DH Jimmy Key	So.	40	29	.317
--------------	-----	----	----	------

Pos.	Starter	Cl.	S	W-L	ERA
P	Jimmy Key	So.	15	4-6	5.52
P	Jeff Gilbert	So.	13	8-3	3.25
P	Bill Duke	Jr.	13	2-4	5.76

1982 (37-22 OVERALL, 10-2 ACC)

Pos.	Starter	Cl.	S	PS	BA
C	Coe Brier	So.	33	25	.252
1B	Dave Lemaster	Jr.	43	27	.306

YEAR-BY-YEAR STARTING LINEUPS

Pos.	Starter	Cl.	S	W-L	ERA
P	Bill Steele	Jr.	16	9-3	4.61
C	Oliver Whitaker	Jr.	12	5-3	3.12
P	Alan Botkin	Fr.	10	5-2	5.89
P	Brian Barnes	Fr.	10	3-2	3.68

1987 (54-14-1 OVERALL, 16-5 ACC)

Pos.	Starter	Cl.	S	PS	BA
C	Bert Heffernan	Jr.	63	63	.335
1B	Mike Milchin	Fr.	56	56	.292
2B	Henry Threadgill	So.	40	40	.323
SS	Bill Spiers	Jr.	63	63	.290
3B	Steve Baucom	Sr.	68	68	.347
LF	Ray Williams	Sr.	50	44	.284
CF	Randy Mazey	Jr.	61	61	.327
RF	Jerry Brooks	So.	60	52	.326
DH	Steve Williams	Sr.	32	22	.292

Pos.	Starter	Cl.	S	W-L	ERA
P	Brian Barnes	So.	17	12-3	3.06
P	Alan Botkin	So.	14	9-2	2.54
P	Oliver Whitaker	Sr.	14	9-3	3.48

1988 (54-14 OVERALL, 18-2 ACC)

Pos.	Starter	Cl.	S	PS	BA
C	Bert Heffernan	Sr.	68	61	.337
1B	Mike Milchin	So.	66	66	.330
2B	Henry Threadgill	Jr.	66	66	.297
SS	Rusty Charpia	Jr.	63	63	.310
3B	Jerry Brooks	Jr.	68	41	.373
LF	Burke Fairley	Sr.	42	40	.280
CF	Randy Mazey	Sr.	61	61	.340
RF	Brian Kowitz	Fr.	44	18	.274
DH	Mike Couture	So.	62	24	.344

Pos.	Starter	Cl.	S	W-L	ERA
P	Brian Barnes	Jr.	19	13-2	3.33
P	David Tripp	Fr.	12	7-1	5.19
P	Tim Parker	So.	12	5-1	3.35

1989 (50-20 OVERALL, 13-5 ACC)

Pos.	Starter	Cl.	S	PS	BA
C	Mike Couture	Jr.	69	62	.280
1B	Mike Milchin	Jr.	59	51	.285
2B	Henry Threadgill	Sr.	69	69	.329
SS	Rusty Charpia	Sr.	66	66	.285
3B	Jim Crowley	So.	66	66	.300
LF	Eric Macrina	So.	43	22	.263
CF	Brian Kowitz	So.	68	68	.270
RF	Todd Stefan	So.	59	54	.283
DH	Joe DeBerry	Fr.	48	32	.297

Pos.	Starter	Cl.	S	W-L	ERA
P	Brian Barnes	Sr.	19	16-3	2.22
P	Ron Frazier	So.	15	6-2	3.31
P	Alan Botkin	Sr.	12	5-5	5.32

1990 (43-23 OVERALL, 14-6 ACC)

Pos.	Starter	Cl.	S	PS	BA
C	Jim Anderson	Jr.	39	32	.222
1B	Joe DeBerry	So.	60	35	.359
2B	Todd Stefan	Jr.	48	46	.224
SS	Tim Rigbsy	Fr.	64	64	.309
3B	Jim Crowley	Jr.	65	58	.327
LF	Kevin Northrup	So.	46	43	.306
CF	Brian Kowitz	Jr.	66	66	.403
RF	Michael Spiers	Jr.	45	35	.277
DH	Eric Macrina	Jr.	50	18	.339

Pos.	Starter	Cl.	S	W-L	ERA
P	Tim Parker	Jr.	17	7-5	2.97
P	David Tripp	Jr.	12	8-5	4.04
P	Brian Faw	Sr.	11	5-3	4.56

1991 (60-10 OVERALL, 18-3 ACC)

Pos.	Starter	Cl.	S	PS	BA
C	Jim Anderson	Sr.	36	36	.287
1B	Eric Macrina	Sr.	68	43	.335
2B	Jim Crowley	Sr.	68	64	.383
SS	Todd Stefan	Sr.	66	66	.348
3B	Jeff Miller	So.	64	64	.297
LF	Billy McMillon	Fr.	54	54	.391
CF	Kevin Northrup	Jr.	66	58	.350
RF	Michael Spiers	Sr.	64	61	.364
DH	Joe DeBerry	Jr.	62	36	.342

Pos.	Starter	Cl.	S	W-L	ERA
P	Jason Angel	So.	16	14-2	2.33
P	Aaron Jersild	Jr.	14	8-0	4.04

P	Mike Kimbrell	Sr.	12	11-0	3.56
---	---------------	-----	----	------	------

1992 (50-14 OVERALL, 19-5 ACC)

Pos.	Starter	Cl.	S	PS	BA
C	Mike Lockhart	Jr.	47	47	.282
1B	Billy McMillon	So.	32	25	.372
2B	Joe Taylor	Jr.	53	53	.315
SS	Ted Corbin	Jr.	55	55	.372
3B	Jeff Miller	Jr.	54	50	.267
LF	Shawn Satterfield	Jr.	51	47	.296
CF	Kevin Northrup	Sr.	64	64	.382
RF	Keith Williams	So.	61	60	.296
DH	Chad Phillips	Jr.	40	30	.288

Pos.	Starter	Cl.	S	W-L	ERA
P	Jason Angel	Jr.	17	9-3	3.42
P	Scott Miller	Jr.	15	11-1	3.30
P	Andy Taulbee	Fr.	12	5-2	2.27

1993 (45-20 OVERALL, 11-11 ACC)

Pos.	Starter	Cl.	S	PS	BA
C	Andy Monin	Jr.	28	28	.309
1B	Shane Monahan	Fr.	65	33	.372
2B	Jeff Morris	Sr.	63	58	.356
SS	Joe Taylor	Sr.	59	51	.277
3B	Jeff Miller	Sr.	50	49	.250
LF	Billy McMillon	Jr.	57	56	.377
CF	Keith Williams	Jr.	65	63	.365
RF	Shawn Satterfield	Sr.	28	22	.277
DH	Mike Hampton	Jr.	31	18	.254

Pos.	Starter	Cl.	S	W-L	ERA
P	Chad Phillips	Sr.	15	12-2	2.98
P	Jeff Sauve	So.	15	6-5	4.76
P	Mike Holtz	Jr.	11	3-4	6.13

1994 (57-18 OVERALL, 20-4 ACC)

Pos.	Starter	Cl.	S	PS	BA
C	Mike Eydenberg	Sr.	53	46	.300
1B	Jason Embler	Fr.	49	49	.237
2B	Eric DeMoura	Fr.	40	39	.222
SS	Seth Brizek	So.	75	75	.247
3B	Mike Hampton	Sr.	75	70	.380
LF	David Miller	So.	71	49	.313
CF	Shane Monahan	So.	75	31	.415
RF	Dexter McCleon	So.	51	31	.234
DH	Andy Monin	Sr.	62	35	.281

Pos.	Starter	Cl.	S	W-L	ERA
P	Andy Taulbee	Jr.	18	12-4	3.61
P	Jason Dawsey	So.	15	6-2	4.16
P	Kris Benson	Fr.	14	7-3	4.24
P	Billy Koch	Fr.	14	4-2	4.62

1995 (54-14 OVERALL, 20-4 ACC)

Pos.	Starter	Cl.	S	PS	BA
C	Matthew LeCroy	Fr.	68	46	.333
1B	David Miller	Jr.	68	67	.380
2B	Doug Livingston	Jr.	66	65	.262
SS	Seth Brizek	Jr.	67	67	.279
3B	Paul Galloway	Jr.	60	58	.324
LF	Gary Burnham	So.	66	66	.344
CF	Shane Monahan	Jr.	67	49	.388
RF	Jerome Robinson	Jr.	52	49	.268
DH	Will Duffie	Jr.	54	32	.294

Pos.	Starter	Cl.	S	W-L	ERA
P	Jason Dawsey	Jr.	19	11-4	2.78
P	Kris Benson	So.	14	8-3	3.20
P	Billy Koch	So.	14	7-2	3.72

1996 (51-17 OVERALL, 17-7 ACC)

Pos.	Starter	Cl.	S	PS	BA
C	Matthew LeCroy	So.	67	45	.316
1B	Jason Embler	Jr.	65	65	.357
2B	Doug Livingston	Sr.	58	58	.341
SS	Kurt Bultmann	Fr.	55	55	.304
3B	Paul Galloway	Sr.	66	65	.294
LF	Gary Burnham	Jr.	68	68	.290
CF	Ontrell McCray	Jr.	25	25	.234
	Rusty Rhodes	Sr.	25	25	.260
RF	Jerome Robinson	Sr.	64	52	.303
DH	Will Duffie	Sr.	61	38	.265

Pos.	Starter	Cl.	S	W-L	ERA
P	Kris Benson	Jr.	19	14-2	2.02
P	Ken Vining	Jr.	16	10-3	2.97
P	Billy Koch	Jr.	16	10-5	3.14

1997 (41-23 OVERALL, 13-10 ACC)

Pos.	Starter	Cl.	S	PS	BA
C	Matthew LeCroy	Jr.	64	60	.359
1B	Jason Embler	Sr.	64	64	.305
2B	Brian Holstad	Fr.	63	63	.228
SS	Kurt Bultmann	So.	60	58	.348
3B	Eric DeMoura	Sr.	63	63	.352
LF	Gary Burnham	Sr.	64	64	.391
CF	Nathan Broome	Sr.	43	36	.309
RF	Matt Padgett	So.	62	57	.300
DH	Henri Stanley	Fr.	39	39	.267

Pos.	Starter	Cl.	S	W-L	ERA
P	Ryan Mottl	Fr.	16	10-3	4.73
P	Skip Browning	Fr.	13	6-5	5.11
P	Pat Collins	Fr.	11	4-1	6.89

1998 (43-16 OVERALL, 14-9 ACC)

Pos.	Starter	Cl.	S	PS	BA
C	Brian Ellis	So.	38	35	.374
1B	Jason Harris	Jr.	59	59	.357
2B	Kurt Bultmann	Jr.	58	58	.299
SS	Doug Roper	So.	58	58	.298
3B	Justin Singleton	Fr.	29	29	.370
LF	Peter Nystrom	Fr.	45	41	.309
CF	Patrick Boyd	Fr.	59	59	.344
RF	Matt Padgett	Jr.	58	58	.376
DH	Henri Stanley	So.	29	24	.284

Pos.	Starter	Cl.	S	W-L	ERA
P	Ryan Mottl	So.	16	9-4	4.81
P	Brian Adams	So.	11	6-2	4.22
P	Skip Browning	So.	11	5-3	4.89

1999 (42-27 OVERALL, 13-10 ACC)

Pos.	Starter	Cl.	S	PS	BA
C	Brian Ellis	Jr.	60	56	.265
1B	Jason Harris	Sr.	69	69	.339
2B	Kurt Bultmann	Sr.	68	68	.327
SS	Bradley LeCroy	Jr.	59	57	.286
3B	Khalil Greene	Fr.	68	68	.358
LF	Brian Holstad	Jr.	38	21	.313
CF	Henri Stanley	Jr.	65	35	.296
RF	Justin Singleton	So.	36	36	.237
DH	Patrick Boyd	So.	61	28	.390

Pos.	Starter	Cl.	S	W-L	ERA
P	Ryan Mottl	Jr.	17	4-8	6.14
P	Mike Paradis	Jr.	16	6-1	4.37
P	Brian Adams	Jr.	9	5-5	5.85

2000 (51-18 OVERALL, 17-7 ACC)

Pos.	Starter	Cl.	S	PS	BA
C	Brian Ellis	Sr.	60	60	.283
1B	Mike Calitri	Jr.	38	33	.285
2B	Ryan Riley	Jr.	52	50	.298
SS	Jeff Baker	Fr.	67	64	.313
3B	Khalil Greene	So.	69	69	.364
LF	Casey Stone	Jr.	69	54	.357
CF	Patrick Boyd	Jr.	69	69	.293
RF	Justin Singleton	Jr.	33	33	.294
DH	Jarrod Schmidt	Fr.	40	27	.230

Pos.	Starter	Cl.	S	W-L	ERA
P	Ryan Mottl	Sr.	19	10-4	3.70
P	Scott Berney	Sr.	17	9-4	3.39
P	Jarrod Schmidt	Fr.	15	9-0	3.61

2001 (41-22 OVERALL, 17-7 ACC)

Pos.	Starter	Cl.	S	PS	BA
C	Steve Pyzik	So.	41	41	.275
1B	Michael Johnson	So.	58	55	.321
2B	Ryan Riley	Sr.	58	58	.291
SS	Khalil Greene	Jr.	63	55	.303
3B	Jeff Baker	So.	60	52	.369
LF	Casey Stone	Sr.	62	61	.376
CF	Chad Coder	So.	55	54	.270
RF	Kyle Frank	So.	51	51	.250
DH	Jarrod Schmidt	So.	54	46	.298

Pos.	Starter	Cl.	S	W-L	ERA
P	Steve Reba	Jr.	17	12-3	2.58
P	Jarrod Schmidt	So.	14	7-3	4.34
P	Matt Henrie	So.	10	6-3	3.06

2002 (54-17 OVERALL, 16-8 ACC)

Pos.	Starter	Cl.	S	PS	BA
C	Steve Pyzik	Jr.	36	36	.169
1B	Michael Johnson	Jr.	71	71	.384

2B	David Slevin	Jr.	56	55	.284
SS	Khalil Greene	Sr.	71	67	.470
3B	Jeff Baker	Jr.	67	65	.325
LF	L.J. DeMaino	Jr.	30	29	.291
CF	Kyle Frank	Jr.	70	61	.324
RF	Jarrod Schmidt	Jr.	65	64	.304
DH	Jeff Hourigan	Fr.	39	33	.275

||
||
||

YEAR-BY-YEAR STARTING LINEUPS

CF Brad Chalk	Jr.	45	44	.366
RF Wilson Boyd	Fr.	45	39	.285
DH Ben Paulsen	Fr.	46	40	.258

Pos.	Starter	Cl.	S	W-L	ERA
P	David Kopp	Jr.	18	6-3	3.79
P	Ryan Hinson	So.	14	6-2	2.74
P	Daniel Moskos	Jr.	10	3-6	3.29

2008 (31-27-1 OVERALL, 11-18-1 ACC)

Pos.	Starter	Cl.	S	PS	BA
C	Doug Hogan	Sr.	59	59	.271
1B	Ben Paulsen	So.	58	58	.310
2B	Mike Freeman	So.	52	49	.332
SS	Stan Widmann	Jr.	52	52	.238
3B	Matt Sanders	Jr.	33	26	.297
LF	Jeff Schaus	Fr.	58	52	.315
CF	Wilson Boyd	So.	59	52	.300
RF	Chris Epps	Fr.	33	27	.218
DH	Kyle Parker	Fr.	55	29	.303

Pos.	Starter	Cl.	S	W-L	ERA
P	D.J. Mitchell	Jr.	14	6-5	3.47
P	Graham Stoneburner	Fr.	14	6-5	5.55
P	Ryan Hinson	Jr.	10	3-5	4.74

2009 (44-22 OVERALL, 19-11 ACC)

Pos.	Starter	Cl.	S	PS	BA
C	John Nester	So.	46	46	.304
1B	Ben Paulsen	Jr.	66	66	.367
2B	Mike Freeman	Jr.	66	66	.328
SS	Brad Miller	Fr.	66	66	.273
3B	Jason Stolz	Fr.	42	42	.315
LF	Jeff Schaus	So.	65	53	.320
CF	Wilson Boyd	Jr.	49	21	.341
RF	Kyle Parker	So.	60	49	.255
DH	Chris Epps	So.	29	25	.297

Pos.	Starter	Cl.	S	W-L	ERA
P	Chris Dwyer	Fr.	17	5-6	4.92
P	Casey Harman	Jr.	13	7-3	3.95
P	Trey Delk	Sr.	11	4-1	3.44

2010 (45-25 OVERALL, 18-12 ACC)

Pos.	Starter	Cl.	S	PS	BA
C	John Nester	Jr.	41	40	.245
1B	Richie Shaffer	Fr.	44	36	.323
2B	Mike Freeman	Sr.	69	69	.331
SS	Brad Miller	So.	69	65	.357
3B	John Hinson	So.	57	54	.351
LF	Jeff Schaus	Jr.	70	64	.320
CF	Wilson Boyd	Sr.	62	29	.301
RF	Kyle Parker	Jr.	67	57	.344
DH	Chris Epps	Jr.	41	15	.221

Pos.	Starter	Cl.	S	W-L	ERA
P	Casey Harman	Jr.	19	8-4	3.79
P	Scott Weismann	So.	18	9-2	4.90
P	Will Lamb	So.	10	4-4	5.02
P	Dominic Leone	Fr.	10	3-2	4.78

2011 (43-20 OVERALL, 17-13 ACC)

Pos.	Starter	Cl.	S	PS	BA
C	Spencer Kieboom	So.	51	42	.282
1B	Richie Shaffer	So.	63	57	.315
2B	Jason Stolz	Jr.	63	48	.285
SS	Brad Miller	Jr.	54	51	.395
3B	John Hinson	Jr.	60	57	.331
LF	Jeff Schaus	Sr.	63	63	.323
CF	Will Lamb	Jr.	59	54	.348
RF	Chris Epps	Sr.	57	56	.292
DH	Phil Pohl	Jr.	57	37	.333

Pos.	Starter	Cl.	S	W-L	ERA
P	Justin Sarratt	Sr.	13	7-2	2.57
P	Dominic Leone	So.	12	6-2	3.70
P	Scott Weismann	Jr.	8	3-5	4.89

2012 (35-28 OVERALL, 16-14 ACC)

Pos.	Starter	Cl.	S	PS	BA
C	Spencer Kieboom	Jr.	56	50	.250
1B	Jon McGibbon	So.	57	55	.233
2B	Steve Wilkerson	So.	59	59	.295
SS	Jason Stolz	Sr.	63	63	.270
3B	Richie Shaffer	Jr.	63	63	.336
LF	Jay Baum	Fr.	45	33	.220
CF	Thomas Brittle	Jr.	56	56	.298
RF	Brad Felder	Sr.	45	45	.263
DH	Phil Pohl	Sr.	63	43	.286

Pos.	Starter	Cl.	S	W-L	ERA
P	Dominic Leone	Jr.	16	7-4	5.25
P	Kevin Pohle	So.	14	7-4	3.66
P	Kevin Brady	Jr.	11	1-3	2.54

2013 (40-22 OVERALL, 18-12 ACC)

Pos.	Starter	Cl.	S	PS	BA
C	Garrett Boulware	So.	60	60	.308
1B	Jon McGibbon	Jr.	58	58	.285
2B	Steve Wilkerson	Jr.	58	57	.291
SS	Tyler Krieger	Fr.	62	62	.257
3B	Jay Baum	So.	38	32	.228
LF	Tyler Slaton	So.	45	44	.263
CF	Thomas Brittle	Sr.	61	61	.264
RF	Steven Duggar	Fr.	62	62	.300
DH	Shane Kennedy	Jr.	62	32	.317

Pos.	Starter	Cl.	S	W-L	ERA
P	Daniel Gossett	So.	16	10-4	2.56
P	Matthew Crownover	Fr.	14	7-3	2.19
P	Clate Schmidt	Fr.	11	3-4	5.34

2014 (36-25 OVERALL, 15-14 ACC)

Pos.	Starter	Cl.	S	PS	BA
C	Chris Okey	Fr.	61	41	.248
1B	Shane Kennedy	Sr.	37	37	.218
2B	Steve Wilkerson	Sr.	56	56	.317
SS	Tyler Krieger	So.	57	49	.338
3B	Weston Wilson	Fr.	51	49	.240
LF	Jay Baum	Jr.	61	33	.293
CF	Tyler Slaton	Jr.	61	61	.274
RF	Steven Duggar	So.	61	61	.294
DH	Garrett Boulware	Jr.	61	24	.302

Pos.	Starter	Cl.	S	W-L	ERA
P	Matthew Crownover	So.	16	8-6	2.90
P	Daniel Gossett	Jr.	15	7-2	1.93
P	Jake Long	Jr.	12	3-3	5.30

2015 (32-29 OVERALL, 16-13 ACC)

Pos.	Starter	Cl.	S	PS	BA
C	Chris Okey	So.	61	61	.315
1B	Andrew Cox	So.	50	50	.237
2B	Chase Pinder	Fr.	46	35	.256
SS	Eli White	So.	61	61	.297
3B	Weston Wilson	So.	50	50	.251
LF	Reed Rohlman	Fr.	59	58	.356
CF	Tyler Slaton	Sr.	60	60	.236
RF	Steven Duggar	Jr.	61	60	.304
DH	Tyler Krieger	Jr.	61	37	.339

Pos.	Starter	Cl.	S	W-L	ERA
P	Matthew Crownover	Jr.	16	10-3	1.82
P	Zack Erwin	Jr.	16	7-4	3.04
P	Brody Koerner	Jr.	12	4-5	7.55

2016 (44-20 OVERALL, 16-14 ACC)

Pos.	Starter	Cl.	S	PS	BA
C	Chris Okey	Jr.	64	64	.339
1B	Chris Williams	So.	52	39	.245
2B	Weston Wilson	Jr.	63	63	.279
SS	Eli White	Jr.	64	64	.272
3B	Jordan Greene	Fr.	38	25	.235
LF	Reed Rohlman	So.	64	57	.274
CF	Chase Pinder	So.	64	64	.294
RF	Seth Beer	Fr.	62	48	.369
DH	Robert Jolly	So.	20	20	.217

Pos.	Starter	Cl.	S	W-L	ERA
P	Charlie Barnes	So.	16	6-4	4.66
P	Clate Schmidt	Sr.	15	8-5	4.83
P	Alex Eubanks	Fr.	11	6-5	4.09

2017 (42-21 OVERALL, 17-13 ACC)

Pos.	Starter	Cl.	S	PS	BA
C	Chris Williams	Jr.	42	36	.261
1B	Andrew Cox	Sr.	59	58	.280
2B	Jordan Greene	So.	51	50	.263
SS	Logan Davidson	Fr.	63	63	.286
3B	Grayson Byrd	So.	54	42	.284
LF	Reed Rohlman	Jr.	56	36	.361
CF	Chase Pinder	Jr.	60	58	.305
RF	Seth Beer	So.	63	27	.298
DH	Robert Jolly	Jr.	26	17	.280

Pos.	Starter	Cl.	S	W-L	ERA
P	Pat Krall	Sr.	16	8-3	3.50
P	Alex Eubanks	So.	16	7-6	4.09
P	Charlie Barnes	Jr.	16	5-5	3.20

2018 (47-16 OVERALL, 22-8 ACC)

Pos.	Starter	Cl.	S	PS	BA
C	Kyle Wilkie	So.	60	60	.324
1B	Chris Williams	Sr.	63	59	.281
2B	Jordan Greene	Jr.	40	38	.250
SS	Logan Davidson	So.	63	63	.292
3B	Patrick Cromwell	Sr.	53	48	.224
LF	Drew Wharton	Sr.	62	31	.255
CF	Bryce Teodosio	Fr.	24	24	.165
RF	Seth Beer	Jr.	63	63	.301
DH	Robert Jolly	Sr.	42	29	.228

Pos.	Starter	Cl.	S	W-L	ERA
P	Brooks Crawford	Jr.	16	8-2	3.24
P	Jake Higginbotham	So.	16	6-1	3.47
P	Jacob Hennessy	So.	14	4-3	3.91

2019 (35-26 OVERALL, 15-15 ACC)

Pos.	Starter	Cl.	S	PS	BA
C	Kyle Wilkie	Jr.	56	52	.307
1B	Bryar Hawkins	Fr.	46	30	.287
2B	Jordan Greene	Sr.	38	36	.248
SS	Logan Davidson	Jr.	61	61	.291

3B Grayson Byrd	Sr.	61	21	.316
LF Sam Hall	So.	61	21	.257
CF Bryce Teodosio	So.	54	54	.215
RF Michael Green	So.	27	27	.307
DH Davis Sharpe	Fr.	34	28	.264

Pos.	Starter	Cl.	S	W-L	ERA
P	Davis Sharpe	Fr.	14	7-4	3.20
P	Mat Clark	So.	11	9-3	3.21
P	Brooks Crawford	Sr.	10	1-5	6.96

2020 (14-3 OVERALL, 3-0 ACC)

Pos.	Starter	Cl.	S	PS	BA
C	Adam Hackenberg	So.	17	17	.295
1B	Davis Sharpe	So.	13	6	.311
2B	Elijah Henderson	So.	17	8	.323
SS	James Parker	So.	13	7	.294
3B	Bryar Hawkins	So.	13	10	.286
LF	Chad Fairey	So.	9	5	.233
CF	Bo Majkowski	Jr.	10	9	.152
RF	Dylan Brewer	Fr.	15	11	.245
DH	Kier Meredith	So.	17	9	.364

Pos.	Starter	Cl.	S	W-L	ERA
P	Sam Weatherly	Jr.	4	2-0	0.79
P	Davis Sharpe	So.	4	1-1	3.93
P	Spencer Strider	So.	4	0-0	4.50

Note: Season suspended March 12 and later canceled due to a coronavirus (COVID-19) pandemic.

2021 (25-27 OVERALL, 16-20 ACC)

Pos.	Starter	Cl.	S	PS	BA
C	Adam Hackenberg	So.	32	25	.258
	Jonathan French	Fr.	27	25	.248
1B	Davis Sharpe	So.	19	14	.211
2B	Sam Hall	Jr.	24	24	.241
SS	James Parker	So.	52	52	.324
3B	Max Wagner	Fr.	22	22	.214
LF	Kier Meredith	So.	47	43	.283
CF	Bryce Teodosio	Jr.	50	50	.235
RF	Dylan Brewer	Fr.	48	46	.207
DH	Caden Grice	Fr.	51	22	.317

Pos.	Starter	Cl.	S	W-L	ERA
P	Keyshawn Askew	So.	11	1-2	5.84
P	Mack Anglin	Fr.	8	2-6	3.99
P	Davis Sharpe	So.	6	4-1	5.50
P	Carter Raffield	Fr.	6	0-2	5.68
P	Ty Olenchuk	Fr.	6	1-4	5.87

2022 (35-23 OVERALL, 13-16 ACC)

Pos.	Starter	Cl.	S	PS	BA
C	Jonathan French	So.	37	32	.217
1B	Bryar Hawkins	Jr.	58	54	.242
2B	Blake Wright	So.	39	39	.349
SS	Benjamin Blackwell	Jr.	58	58	.327
3B	Max Wagner	So.	54	54	.369
LF	Cooper Ingle	So.	54	9	.351
CF	Dylan Brewer	So.	39	39	.208

HONORS & AWARDS

ABCA ATLANTIC REGION COACH-OF-THE-YEAR

2010 - Jack Leggett

ABCA HALL OF FAME

2014 - Jack Leggett, HC

Note: Year denotes year inducted.

ACC ATHLETE-OF-THE-YEAR

1996 - Kris Benson, P

ACC COACH-OF-THE-YEAR

1954 - Bob Smith

1988 - Bill Wilhelm

1991 - Bill Wilhelm

1994 - Jack Leggett

1995 - Jack Leggett

2006 - Jack Leggett

ACC FRESHMAN-OF-THE-YEAR

1995 - Matthew LeCroy, C

1998 - Patrick Boyd, OF

2016 - Seth Beer, OF

2023 - Cam Cannarella, OF

ACC PITCHER-OF-THE-YEAR

2015 - Matthew Crossover

ACC PLAYER-OF-THE-WEEK

1989 - Brian Barnes, P (5-8)

Brian Barnes, P (5-22)

1990 - Tim Parker, P (4-24)

1991 - Jason Angel, P (4-29)

Michael Spiers, OF (5-13)

1992 - Keith Williams, OF (3-16)

Kevin Northrup, OF (3-23)

Joe Taylor, 2B (4-13)

1993 - Billy McMillon, 1B (3-1)

Jeff Morris, 2B (5-10)

1994 - Andy Taulbee, P (2-14)

Andy Taulbee, P (2-21)

Scott Winchester, P (4-4)

Mike Holtz, P (4-11)

David Miller, 1B (4-18)

Scott Winchester, P (5-2)

Mike Hampton, 3B (5-16)

Shane Monahan, OF (5-23)

Ken Vining, P (5-23)

1995 - David Miller, 1B (3-6)

Jason Dawsey, P (3-13)

Shane Monahan, OF (3-13)

David Miller, 1B (4-4)

Jason Dawsey, P (4-10)

Jamie Eggleston, P (5-1)

1996 - Kris Benson, P (2-26)

Kris Benson, P (3-11)

Kris Benson, P (3-25)

Kris Benson, P (4-15)

Kris Benson, P (4-29)

Kris Benson, P (5-6)

Billy Koch, P (5-6)

1997 - Matthew LeCroy, C (2-24)

1998 - Ryan Mottl, P (3-2)

Patrick Boyd, OF (3-9)

Matt Padgett, OF (4-6)

Brian Ellis, C (4-20)

Ryan Mottl, P (4-27)

1999 - Jason Harris, 1B (4-12)

Chris Heck, P (4-26)

2000 - Scott Berney, P (2-28)

Scott Berney, P (3-6)

Ryan Mottl, P (4-10)

Nick Glasser, P (4-17)

Khalil Greene, 3B (5-8)

2001 - Ryan Riley, 2B (2-26)

Matt Henrie, P (3-19)

Steve Reba, P (4-23)

Matt Henrie, P (5-7)

Steve Reba, P (5-14)

Khalil Greene, SS (5-14)

2002 - Jeff Baker, 3B (2-25)

Michael Johnson, 1B (3-4)

Khalil Greene, SS (3-18)

Khalil Greene, SS (4-29)

Khalil Greene, SS (5-6)

2003 - Tyler Lumsden, P (3-3)

Tyler Lumsden, P (3-10)

Paul Harrelson, P (4-28)

Michael Johnson, 1B (4-28)

Garrick Evans, OF (5-19)

Patrick Hogan, P (5-19)

2004 - Brad McCann, 3B (3-1)

Kris Harvey, P (4-5)

Garrick Evans, OF (4-19)

2005 - Kris Harvey, DH (3-21)

Stephen Faris, P (4-18)

Taylor Harbin, 2B (4-25)

Josh Cribb, P (5-16)

Josh Cribb, P (5-23)

Kris Harvey, DH (5-23)

2006 - Tyler Colvin, OF (3-27)

Andy D'Alessio, 1B (4-3)

Josh Cribb, P (4-10)

Marquez Smith, 3B (5-1)

Andy D'Alessio, 1B (5-15)

Tyler Colvin, OF (5-22)

Doug Hogan, C (4-30)

Marquez Smith, 3B (5-7)

Andy D'Alessio, 1B (5-14)

2008 - Graham Stoneburner, P (3-24)

Patrick Milchin, P (3-31)

Kyle Parker, OF/INF (4-28)

2009 - Justin Sarraatt, P (4-6)

Chris Dwyer, P (4-13)

Kyle Parker, OF (4-13)

Jeff Schaus, OF (4-27)

2010 - Kyle Parker, OF (3-22)

Kyle Parker, OF (5-10)

Wilson Boyd, OF (5-24)

2011 - Richie Shaffer, 1B (4-4)

Brad Miller, SS (4-11)

Brad Miller, SS (5-2)

Justin Sarraatt, P (5-2)

Brad Miller, SS (5-16)

Chris Epps, OF (5-23)

2012 - Richie Shaffer, 3B (3-5)

Richie Shaffer, 3B (4-2)

Richie Shaffer, 3B (4-9)

Spencer Kieboom, C (4-30)

2013 - Garrett Boulware, C (3-25)

Matthew Crossover, P (5-13)

Daniel Gossett, P (5-20)

2014 - Steve Wilkerson, 2B (3-31)

Daniel Gossett, P (4-21)

Daniel Gossett, P (5-12)

2015 - Weston Wilson, 3B (3-2)

Matthew Crossover, P (3-23)

Chris Okey, C (4-13)

Matthew Crossover, P (5-4)

Reed Rohlman, OF (5-18)

2016 - Alex Eubanks, P (3-7)

Seth Beer, OF (3-21)

Pat Krall, P (4-4)

Pat Krall, P (5-9)

2017 - Chris Williams, C (3-20)

Alex Eubanks, P (3-27)

Reed Rohlman, OF (4-3)

Charlie Barnes, P (4-10)

Alex Eubanks, P (4-24)

2018 - Seth Beer, OF (3-12)

Seth Beer, OF (4-2)

Logan Davidson, SS (4-30)

Seth Beer, OF (5-21)

2019 - Davis Sharpe, P/1B (2-18)

Grayson Byrd, OF/1B (4-1)

Grayson Byrd, OF/1B (5-20)

2020 - Kier Meredith, OF (3-2)

2021 - Caden Grice, 1B/LHP (3-29)

Mack Anglin, P (4-26)

Caden Grice, 1B/LHP (5-3)

2022 - Max Wagner, 3B (4-25)

Max Wagner, 3B (5-2)

2023 - Caden Grice, LHP/1B (3-27)

Caden Grice, LHP/1B (5-1)

Billy Amick, INF (5-15)

Billy Amick, INF (5-22)

ACC PLAYER-OF-THE-YEAR

1973 - Craig White, OF

1974 - Steve Cline, P

1975 - Denny Walling, OF

1976 - Chuck Porter, P

1985 - Jim McCollom, 1B

1986 - Chuck Baldwin, 1B

1989 - Brian Barnes, P

1990 - Brian Kowitz, OF

1995 - Shane Monahan, OF

1996 - Kris Benson, P

2002 - Khalil Greene, SS

2011 - Brad Miller, SS

2016 - Seth Beer, OF

2022 - Max Wagner, 3B

ACC TOURNAMENT MVP

1989 - Brian Barnes, P

1991 - Michael Spiers, OF

1993 - Jeff Morris, 2B

1994 - Shane Monahan, OF

2006 - Tyler Colvin, OF

2016 - Mike Triller, OF

2023 - Caden Grice, LHP/1B

ALL-ACC TOURNAMENT

1987 - Chuck Baldwin, 2B

Bert Heffernan, C

1988 - Brian Kowitz, DH

1989 - Brian Barnes, P

Rusty Charpia, SS

Brian Kowitz, OF

Mike Milchin, 1B

Henry Threadgill, 2B

1990 - Brian Kowitz, OF

Tim Rigby, OF

1991 - Jason Angel, P

Jim Crowley, 2B

Eric Macrina, DH

Scott Miller, P

Michael Spiers, OF

Aaron Jersild, P

Kevin Northrup, OF

Joe Taylor, 2B

1993 - Billy McMillon, OF

Jeff Morris, 2B

Andy Taulbee, P

Keith Williams, OF

1994 - Mike Hampton, 3B

Shane Monahan, OF

Ken Vining, P

1995 - Gary Burnham, OF

Paul Galloway, 3B

Ken Vining, P

1996 - Jason Embler, 1B

Doug Livingston, 2B

1997 - Gary Burnham, OF

1999 - Patrick Boyd, OF

Khalil Greene, 3B

2000 - Jeff Baker, UT/DH

Patrick Boyd, OF

Khalil Greene, 3B

Ryan Mottl, P

2002 - Khalil Greene, SS

Michael Johnson, 1B

Steve Reba, P

2004 - Brad McCann, 3B

Travis Storrer, 2B

2005 - Josh Cribb, P

2006 - Brad Chalk, OF

Sean Clark, P

Tyler Colvin, OF

Taylor Harbin, 2B

D.J. Mitchell, OF

Marquez Smith, 3B

2007 - David Kopp, P

2009 - Wilson Boyd, OF

Casey Harman, P

2011 - Chris Epps, OF

2012 - Jon McGibbon, 1B

2013 - Garrett Boulware, C

2016 - Pat Krall, P

Reed Rohlman, OF

Clate Schmidt, P

Mike Triller, OF

2018 - Seth Beer, OF

Logan Davidson, SS

Chris Williams, 1B

2019 - Mat Clark, P

2021 - Bryce Teodosio, OF

2023 - Riley Bertram, 2B

Cam Cannarella, OF

Caden Grice, DH/UT

Cooper Ingle, C

ALL-ATLANTIC REGION

1954 - Doug Kingsmore, OF (1)

Billy O'Dell, P (1)

1958 - Harold Stowe, P (1)

Fred DeBerry, 1B (2)

Bailey Hendley, OF (2)

Bud Spiers, SS (2)

1959 - Doug Hoffman, OF (1)

Harold Stowe, P (1)

1960 - Ty Cline, OF (1)

Dave Lynn, C (1)

1965 - Rusty Adkins, OF (1)

Jack McCall, SS (1)

1966 - Rusty Adkins, 2B (1)

1967 - Rusty Adkins, 2B (1)

Garry Helms, SS (3)

1971 - Rusty Gerhardt, P (1)

Craig White, OF (1)

1973 - Craig White, OF (1)

Lin Hamilton, C (2)

Richard Haynes, 2B (2)

1974 - Lin Hamilton, C (1)

Smiley Sanders, OF (2)

1975 - Denny Walling, CF (1)

1976 - Chuck Porter, P (1)

Kurt Siebert, SS (1)

1977 - Dave Caldwell, OF (1)

Bill Foley, C (1)

1978 - Dave Buffamoyer, DH (1)

Tony Masone, OF (1)

Neil Simons, OF (1)

Mike Sullivan, P (1)

Billy Weems, OF (1)

1979 - Dave Buffamoyer, C (1)

Tony Masone, OF (1)

Neil Simons, OF (1)

Mike Sullivan, P (1)

1980 - Mike Brown, P (1)

HONORS & AWARDS

Frank Gillespie, 1B
1978 - Ty Cline, OF
Ray Mathews, OF
1979 - Jess Neely, HC
Flint Rhem, P
Harold Stowe, P
1980 - Doug Hoffman, OF
Suzie Owens
1981 - John Heisman, HC
1982 - Rusty Gerhardt, P
1984 - Walter Cox, HC
Dick Hendley, C
1985 - Doug Kingsmore, OF
1988 - Bob Smith, HC
Craig White, OF
1991 - Dude Buchanan, 1B
1993 - Gene Moore, C
1994 - Bob Paulling, 1B
Dewey Quinn, 3B
1997 - Neil Simons, OF
1998 - Bill Spiers, SS
1999 - Jimmy Key, P
2002 - Bert Heffernan, C
2003 - Smiley Sanders, OF
2004 - Brian Barnes, P
2005 - Kris Benson, P
2007 - Khalil Greene, 3B/SS
2008 - Billy Wingo, 2B
2011 - Shane Monahan, OF
2012 - Billy McMillon, OF
Bill Wilhelm, HC
2013 - Matthew LeCroy, C
Ray Williams, OF
2015 - Tim Teufel, 2B
2016 - Denny Walling, OF
2018 - Jeff Baker, SS/3B
2019 - Brian Kowitz, OF
2020 - Jack Leggett, HC
2022 - Brad Miller, SS
2023 - Gary Burnham, OF
Kyle Parker, OF
Note: Year denotes year inducted.

CLEMSON RING OF HONOR

1995 - Rusty Adkins, OF
2013 - Bill Wilhelm, HC
Note: Year denotes year inducted.

DEDICATION AWARD

(Team Strength Training)

1995 - Scott Winchester, P
1996 - Gary Burnham, OF
1997 - Gary Burnham, OF
1998 - Matt Padgett, OF
1999 - Jason Harris, 1B
2000 - Brian Ellis, C
2001 - B.J. LaMura, P
2002 - Khalil Greene, SS
2003 - Herman Demmink, 2B
Kyle Frank, OF
2004 - Herman Demmink, 2B
2005 - Herman Demmink, 3B
2006 - Herman Demmink, 3B
2007 - Chris Fidrych, P
2008 - Doug Hogan, C
2009 - Justin Sarratt, P
2010 - Tomas Cruz, P
2011 - Phil Pohl, DH
2012 - Mike Triller, OF
2013 - Daniel Gossett, P
2014 - Kevin Pohle, P
2015 - Matthew Crownover, P
2016 - Pat Krall, P
2017 - Chris Williams, C
2018 - Jacob Hennessy, P

JOHN OLERUD AWARD

(Nation's Best Two-Way Player)

2023 - Caden Grice

MITCHELL AWARD

(Team Most Valuable Player)

1962 - Buddy Nixon, 1B
1963 - Dave Ellison, OF
1964 - Ben Marsella, 3B
1965 - Tommy Chapman, P
1966 - Ellis Dantzier, 1B
1967 - Rusty Adkins, 2B
1968 - Nelson Gibson, P



1969 - Craig White, OF
1970 - Rusty Gerhardt, P
1971 - Rusty Gerhardt, P
1972 - Rusty Gerhardt, P
1973 - Craig White, OF
1974 - Steve Cline, P
1975 - Denny Walling, OF
1976 - Chuck Porter, P
1977 - Bill Foley, C
1978 - Tony Masone, OF
1979 - David Buffamoyer, C
1980 - Tim Teufel, 2B
1981 - Greg Guin, 1B
1982 - Jimmy Key, P/DH
1983 - Bob Paulling, 1B
1984 - Chuck Baldwin, 2B
1985 - Jim McCollom, 1B
1986 - Chuck Baldwin, 1B
1987 - Steve Baucorn, 3B
1988 - Jerry Brooks, 3B
1989 - Henry Threadgill, 2B
1990 - Brian Kowitz, OF
1991 - Todd Stefan, SS
1992 - Kevin Northrup, OF
1993 - Keith Williams, OF
1994 - Mike Hampton, 3B
1995 - David Miller, 1B
1996 - Kris Benson, P
Doug Livingston, 2B
1997 - Gary Burnham, OF
1998 - Matt Padgett, OF
1999 - Kurt Bultmann, 2B
2000 - Khalil Greene, 3B
2001 - Casey Stone, OF
2002 - Khalil Greene, SS
2003 - Michael Johnson, 1B
2004 - Brad McCann, 3B
2005 - Kris Harvey, DH/P
2006 - Tyler Colvin, OF
2007 - Doug Hogan, C
2008 - Doug Hogan, C
2009 - Ben Paulsen, 1B
2010 - Mike Freeman, 2B
2011 - Brad Miller, SS
2012 - Richie Shaffer, 3B
2013 - Garrett Boulware, C
2014 - Steve Wilkerson, 2B
2015 - Chris Okey, C
2016 - Seth Beer, OF
2017 - Reed Rohlfman, OF
2018 - Logan Davidson, SS
2019 - Logan Davidson, SS
2020 - Elijah Henderson, OF/INF
Kier Meredith, OF

2021 - Caden Grice, 1B/LHP
2022 - Max Wagner, 3B
2023 - Caden Grice, LHP/1B

NATIONAL COLLEGE BASEBALL HALL OF FAME

2011 - Bill Wilhelm, HC
2021 - Rusty Adkins, INF
Note: Year denotes year inducted.

NATIONAL FRESHMAN-OF-THE-YEAR

Baseball America

2016 - Seth Beer, OF

College Sports Madness

2016 - Seth Beer, OF

Collegiate Baseball

2016 - Seth Beer, OF

D1Baseball

2016 - Seth Beer, OF

Perfect Game

2016 - Seth Beer, OF

NATIONAL PLAYER-OF-THE-WEEK

2002 - Khalil Greene, SS (3-18)
Jeff Baker, 3B (4-8)
Khalil Greene, SS (5-6)
2004 - Brad McCann, 3B (5-17)
2005 - Kris Harvey, DH-P (3-21)
2006 - Andy D'Alessio, 1B (4-3)
Marquez Smith, 3B (5-11)
Andy D'Alessio, 1B (5-15)
Tyler Colvin, OF (5-22)
2007 - Andy D'Alessio, 1B (5-14)
2008 - Doug Hogan, C (3-24)
Graham Stoneburner, P (3-24)
2009 - Chris Dwyer, P (4-14)
Jeff Schaus, OF (4-28)
2010 - Casey Harman, P (3-22)
2011 - Brad Miller, SS (4-11)
2012 - Daniel Gossett, P (4-9)
Richie Shaffer, 3B (4-9)
2014 - Daniel Gossett, P (5-12)
2016 - Seth Beer, OF (3-14)
Pat Krall, P (5-9)
Mike Triller, OF (5-30)
2018 - Seth Beer, OF (4-2)
Logan Davidson, SS (5-14)
Seth Beer, OF (5-21)
Chris Williams, 1B (5-28)
2019 - Davis Sharpe, P/1B (2-25)
Grayson Byrd, INF/OF (5-20)

Mat Clark, P (5-27)
2020 - Sam Weatherly, P (2-24)
Sam Weatherly, P (3-2)
Davis Sharpe, P/1B (3-16)
2021 - Caden Grice, 1B/LHP (3-8)
Dylan Brewer, OF/1B (4-5)
Caden Grice, 1B/LHP (5-3)
Bryce Teodosio, OF (5-31)
2022 - Max Wagner, 3B (4-25)
Max Wagner, 3B (5-2)
2023 - Caden Grice, LHP/1B (3-27)
Caden Grice, LHP/1B (5-1)
Billy Amick, INF (5-15)
Caden Grice, LHP/1B (5-29)

OLYMPIANS

1988 - Mike Milchin, P
1996 - Kris Benson, P
Billy Koch, P
Matthew LeCroy, C

PAN AMERICAN GAMES

1959 - Ty Cline, P/OF
1967 - John Curtis, P
1979 - Brian Snyder, P
1987 - Bert Heffernan, C
Bill Spiers*, SS
1991 - Billy McMillon*, OF
1999 - Matthew LeCroy, C
* - invited but did not participate

RAWLINGS ACC TOURNEY BATTING CHAMPION

1989 - Henry Threadgill, 2B
1991 - Michael Spiers, OF
1992 - Ted Corbin, SS

RAWLINGS GOLD GLOVE AWARD

2012 - Spencer Kieboom, C

STATE OF SOUTH CAROLINA ATHLETIC HALL OF FAME

1976 - Billy O'Dell
1995 - Rusty Adkins
2006 - Jimmy Key
2007 - Bill Spiers
2009 - Ty Cline
2012 - Bill Wilhelm
2016 - Flint Rhem
2017 - Kris Benson
2019 - Shane Monahan
2024 - Jack Leggett

STOWE AWARD

(Team Most Valuable Pitcher)

1984 - Scott Parrish
1985 - George Stone
1986 - Oliver Whitaker
1987 - Brian Barnes
1988 - Brian Barnes
1989 - Brian Barnes
1990 - Tim Parker
1991 - Mike Kimbrell
1992 - Paxton Briley
1993 - Chad Phillips
1994 - Andy Taulbee
1995 - Jason Dawsey
1996 - Kris Benson
1997 - Ryan Mottl
1998 - Scott Clackum
1999 - Mike Paradis
2000 - Ryan Mottl
2001 - Steve Reba
2002 - Matt Henrie
Steve Reba
2003 - Patrick Hogan
2004 - Patrick Hogan
2005 - Josh Cribb
2006 - Josh Cribb
2007 - Daniel Moskos
2008 - D.J. Mitchell
2009 - Casey Harman
2010 - Casey Harman
2011 - Justin Sarratt
2012 - Scott Firth
2013 - Daniel Gossett
2014 - Daniel Gossett
2015 - Matthew Crownover
2016 - Pat Krall
2017 - Charlie Barnes
2018 - Ryan Miller

2019 - Mat Clark
2020 - Sam Weatherly
2021 - Nick Hoffmann
2022 - Mack Anglin
2023 - Nick Clayton

TEAM DEFENSIVE MVP AWARD

2023 - Cooper Ingle, C/OF

TEAM INSPIRATION AWARD

2023 - Riley Bertram, INF

TEAM MOST IMPROVED AWARD

2023 - Will Taylor, OF

TEAM NEWCOMER AWARD

2023 - Cam Cannarella, OF

TEAM OFFENSIVE MVP AWARD

2023 - Billy Amick, INF

TEAM TEAMMATE & SERVICE AWARD

2023 - Jackson Lindley, P

TIGER BASEBALL AWARD

(Team Leadership)

1995 - Gary Burnham, OF
Paul Galloway, 3B
1996 - Paul Galloway, 3B
1997 - Jason Emblor, 1B
1998 - Derek Borgert, C
1999 - Derek Borgert, C
2000 - Brian Holstad, INF/OF
2001 - Casey Stone, OF
2002 - Michael Johnson, 1B
2003 - Kyle Frank, OF
2004 - Russell Triplett, SS
2005 - Taylor Harbin, 2B
2006 - Brad Chalk, OF
2007 - Taylor Harbin, SS
2008 - Matt Vaughn, P
2009 - Matt Vaughn, P
2010 - Wilson Boyd, OF
2011 - John Hinson, 3B
Phil Pohl, DH
2012 - Phil Pohl, DH
2013 - Matthew Crownover, P
2014 - Tyler Slaton, OF
2015 - Tyler Krieger, SS
2016 - Chris Okey, C
2017 - Andrew Cox, 1B
2018 - Kyle Wilkie, C
2019 - Carson Spiers, P
2020 - Adam Hackenberg, C
2021 - James Parker, SS
2022 - Blake Wright, 2B
2023 - Ryan Ammons, P

USA COLLEGIATE NATIONAL TEAM

1982 - Jimmy Key, P
1987 - Bert Heffernan, C
1988 - Mike Milchin*, P
1994 - Shane Monahan, OF
1995 - Matthew LeCroy, C
1996 - Kris Benson*, P
Billy Koch*, P
Matthew LeCroy*, C
1997 - Ryan Mottl, P
1998 - Patrick Boyd, OF
Ryan Mottl, P
2000 - Jeff Baker, SS
Patrick Boyd, OF
2001 - Jeff Baker, 3B
2006 - Daniel Moskos, P
2009 - Brad Miller, INF
2010 - Brad Miller, INF
2014 - Chris Okey, C
2015 - Chris Okey, C
2016 - Seth Beer, OF
2017 - Seth Beer, OF
Ryley Gilliam, P
2021 - Caden Grice, 1B/LHP
* - Olympic Games

WORLD UNIVERSITY GAMES

1977 - Dave Caldwell, OF
Bill Foley, C
2007 - Tyler Colvin, OF

ALL-AMERICA TIGER STATS

RUSTY ADKINS, OF/2B

Second-Team ABCA, 1965; Third-Team ABCA, 1966; First-Team ABCA, 1967

Year	G	AB	R	H	2B	3B	HR	RBI	SB	BB	SO	Avg.
1965	30	126	30	56	10	4	3	25	12	12	0	.444
1966	29	121	39	44	5	6	2	17	9	20	7	.364
1967	38	149	40	50	7	7	6	24	17	27	9	.336
Totals	97	396	109	150	22	17	11	66	38	59	16	.379

BILLY AMICK, INF

First-Team College Baseball Foundation, 2023; First-Team Collegiate Baseball, 2023;
First-Team NCBWA, 2023; Second-Team ABCA, 2023; Third-Team Perfect Game, 2023

Year	GP-S	AB	R	H	2B	3B	HR	TB	RBI	SB	BB	SO	Avg.
2022	9-3	19	1	2	0	0	0	2	0	0-0	0	11	.105
2023	46-42	167	37	69	17	2	13	129	63	2-2	13	32	.413
Totals	55-45	186	38	71	17	2	13	131	63	2-2	13	43	.382

JASON ANGEL, P

Second-Team Baseball America, 1991

Year	G	GS	CG	SH	SV	IP	H	R	ER	ERA	SO	BB	W-L	Pct.
1990	10	1	0	0	0	14.2	14	8	8	4.91	14	9	2-1	.667
1991	20	16	3	2	0	108.0	75	35	28	2.33	66	36	14-2	.875
1992	18	17	1	0	0	105.1	106	54	40	3.42	76	45	9-3	.750
Totals	48	34	4	2	0	228.0	195	97	76	3.00	156	90	25-6	.806

JEFF BAKER, SS/3B

First-Team Baseball America, 2001; First-Team Collegiate Baseball, 2001; Second-Team ABCA, 2001; Second-Team Sporting News, 2001; Second-Team USA Today, 2001; First-Team Baseball America, 2002; First-Team NCBWA, 2002; Third-Team Collegiate Baseball, 2002

Year	GP-S	AB	R	H	2B	3B	HR	TB	RBI	SB	BB	SO	Avg.
2000	68-67	275	54	86	16	0	11	135	64	4-4	26	54	.313
2001	60-60	233	66	86	13	2	23	172	75	5-9	38	38	.369
2002	68-67	265	71	86	12	2	25	177	87	17-24	40	59	.325
Totals	196-194	773	191	258	41	4	59	484	226	26-37	98	151	.334

CHUCK BALDWIN, 1B

Second-Team ABCA, 1986; Second-Team Baseball America, 1986

Year	G	AB	R	H	2B	3B	HR	RBI	SB	BB	SO	Avg.
1984	51	194	31	69	12	3	0	33	4-6	13	13	.356
1985	62	252	39	66	12	3	4	33	3-6	13	21	.262
1986	63	289	64	107	23	1	16	73	6-8	18	26	.370
1987	52	200	43	69	15	1	9	45	3-3	17	26	.345
Totals	228	935	177	311	62	8	29	184	16-23	61	86	.333

BRIAN BARNES, P

Second-Team Baseball America, 1988;

First-Team ABCA, 1989; First-Team Baseball America, 1989

Year	G	GS	CG	SH	SV	IP	H	R	ER	ERA	SO	BB	W-L	Pct.
1986	15	10	1	0	1	71.0	57	44	29	3.68	53	61	3-2	.600
1987	18	17	5	1	0	120.2	109	50	41	3.06	112	61	12-3	.800
1988	22	19	6	0	1	137.2	124	74	51	3.33	140	62	13-2	.867
1989	23	19	9	1	1	146.0	89	52	36	2.22	208	66	16-3	.842
Totals	78	65	21	2	3	475.1	379	220	157	2.97	513	250	44-10	.815

SETH BEER, OF

First-Team ABCA, 2016; First-Team Baseball America, 2016; First-Team College Sports Madness, 2016; First-Team D1Baseball, 2016; First-Team NCBWA, 2016; First-Team Perfect Game, 2016; Second-Team Collegiate Baseball, 2016; Second-Team NCBWA, 2017; Third-Team D1Baseball, 2017; First-Team ABCA, 2018; First-Team Baseball America, 2018; First-Team College Sports Madness, 2018; First-Team Collegiate Baseball, 2018; First-Team D1Baseball, 2018; First-Team NCBWA, 2018; Second-Team Perfect Game, 2018

Year	GP-S	AB	R	H	2B	3B	HR	TB	RBI	SB	BB	SO	Avg.
2016	62-62	203	57	75	13	0	18	142	70	1-1	62	27	.369
2017	63-63	218	51	65	17	1	16	132	53	2-3	64	35	.298
2018	63-63	226	64	68	11	0	22	145	54	1-1	54	36	.301
Totals	188-188	647	172	208	41	1	56	419	177	4-5	180	98	.321

KRIS BENSON, P

First-Team ABCA, 1996; First-Team Baseball America, 1996; First-Team Collegiate Baseball, 1996; First-Team NCBWA, 1996; First-Team Sporting News, 1996

Year	G	GS	CG	SH	SV	IP	H	R	ER	ERA	SO	BB	W-L	Pct.
1994	17	14	1	0	1	85.0	84	48	40	4.24	73	29	7-3	.700
1995	14	14	0	0	0	78.2	75	44	28	3.20	79	23	8-3	.727
1996	19	19	7	4	0	156.0	109	47	35	2.02	204	27	14-2	.875
Totals	50	47	8	4	1	319.2	268	139	103	2.90	356	79	29-8	.784

PATRICK BOYD, OF

Second-Team Baseball America, 1999; Third-Team NCBWA, 1999

Year	GP-S	AB	R	H	2B	3B	HR	TB	RBI	SB	BB	SO	Avg.
1998	59-59	241	66	83	13	1	8	122	59	11-14	44	46	.344
1999	62-61	246	78	96	22	1	17	171	70	20-25	45	50	.390
2000	69-69	270	50	79	21	4	3	117	49	18-24	44	52	.293
2001	1-1	3	2	1	1	0	0	2	0	0-0	2	0	.333
Totals	191-190	760	196	259	57	6	28	412	178	49-63	135	148	.341



JEFF BAKER WAS A TWO-TIME FIRST-TEAM ALL-AMERICAN (2001,02).

KURT BULTMANN, SS/2B

Second-Team NCBWA, 1999

Year	GP-S	AB	R	H	2B	3B	HR	TB	RBI	SB	BB	SO	Avg.
1996	63-55	194	34	59	10	0	5	84	27	2-4	25	28	.304
1997	60-60	253	69	88	31	1	16	169	61	3-5	30	42	.348
1998	58-58	234	57	70	18	1	10	120	54	2-4	32	32	.299
1999	68-68	272	73	89	23	2	15	152	72	6-7	46	40	.327
Totals	249-241	953	233	306	82	4	43	525	214	13-20	133	142	.321

GARY BURNHAM, OF

Third-Team NCBWA, 1995

Year	GP-S	AB	R	H	2B	3B	HR	TB	RBI	SB	BB	SO	Avg.
1994	15-15	47	9	13	3	0	0	16	9	1-1	13	8	.277
1995	66-66	241	61	83	27	4	8	142	62	5-11	46	29	.344
1996	68-68	241	62	70	24	4	6	120	56	2-6	61	40	.290
1997	64-64	266	83	104	23	2	15	176	82	2-4	37	28	.391
Totals	213-213	795	215	270	77	10	29	454	209	10-22	157	105	.340

GRAYSON BYRD, INF/OF

Third-Team Collegiate Baseball, 2019

Year	GP-S	AB	R	H	2B	3B	HR	TB	RBI	SB	BB	SO	Avg.
2017	57-54	183	22	52	6	1	1	63	20	3-4	16	46	.284
2018	48-39	148	23	36	2	0	9	65	26	3-5	12	36	.243
2019	61-61	250	49	79	16	2	16	147	59	4-7	27	48	.316
Totals	166-154	581	94	167	24	3	26	275	105	10-16	55	130	.287

DAVE CALDWELL, OF

Third-Team ABCA, 1977

Year	G	AB	R	H	2B	3B	HR	RBI	SB	BB	SO	Avg.
1975	36	125	21	35	7	4	2	23	2	12	20	.280
1976	50	196	39	63	13	8	9	49	2	36	32	.321
1977	41	162	43	46	10	0	7	34	6	28	24	.284
Totals	127	483	103	144	30	12	18	106	10	76	76	.298

ALL-AMERICA TIGER STATS

SCOTT CLACKUM, P

Second-Team Collegiate Baseball, 1998; Third-Team Sporting News, 1998														
Year	G	GS	CG	SH	SV	IP	H	R	ER	ERA	SO	BB	W-L	Pct.
1997	24	0	0	0	4	37.1	34	13	8	1.93	33	14	3-4	.429
1998	23	0	0	0	9	40.2	21	5	5	1.11	42	11	7-1	.875
Totals	47	0	0	0	13	78.0	55	18	13	1.50	75	25	10-5	.667

TY CLINE, OF/P

First-Team ABCA, 1960												
Year	G	AB	R	H	2B	3B	HR	RBI	SB	BB	SO	Avg.
1959	31	135	34	44	7	3	1	22	10	12	11	.326
1960	22	89	26	31	5	5	0	14	12	13	4	.348
Totals	53	224	60	75	12	8	1	36	22	25	15	.335

TYLER COLVIN, OF

First-Team Baseball America, 2006; First-Team NCBWA, 2006; Second-Team ABCA, 2006													
Year	GP-S	AB	R	H	2B	3B	HR	TB	RBI	SB	BB	SO	Avg.
2004	52-31	128	21	37	10	0	2	53	19	4-5	11	16	.289
2005	65-65	258	51	73	22	2	5	114	53	12-15	14	31	.283
2006	69-69	281	64	100	22	5	13	171	70	23-27	28	42	.356
Totals	186-165	667	136	210	54	7	20	338	142	39-47	53	89	.315

JOSH CRIBB, P

Second-Team Collegiate Baseball, 2006; Third-Team ABCA, 2006; Third-Team NCBWA, 2006															
Year	G	GS	CG	SH	SV	IP	H	R	ER	ERA	SO	BB	W-L	Pct.	
2003	13	1	0	0	0	25.0	36	17	11	3.96	19	6	0-1	.000	
2004	20	1	0	0	2	60.2	49	28	25	3.71	58	15	5-1	.833	
2005	19	15	3	2	0	109.1	119	47	43	3.54	97	24	8-5	.615	
2006	16	15	1	0	0	87.1	70	36	30	3.09	83	26	9-0	1.000	
Totals	68	32	4	2	2	282.1	274	128	109	3.47	257	71	22-7	.759	

JIM CROWLEY, 2B

First-Team ABCA, 1991; Second-Team Baseball America, 1991														
Year	GP-S	AB	R	H	2B	3B	HR	TB	RBI	SB	BB	SO	Avg.	
1988	48-21	89	15	22	4	0	2	32	6	6-7	17	26	.247	
1989	66-66	230	49	69	16	1	10	117	60	5-6	35	39	.300	
1990	65-65	251	56	82	15	0	14	139	54	7-9	32	39	.327	
1991	68-68	256	79	98	22	0	17	171	77	5-9	39	45	.383	
Totals	247-220	826	199	271	57	1	43	459	197	23-31	123	149	.328	

MATTHEW CROWNOVER, P

First-Team College Sports Madness, 2015; First-Team Collegiate Baseball, 2015; First-Team Perfect Game, 2015; Second-Team NCBWA, 2015; Third-Team ABCA, 2015; Third-Team Baseball America, 2015; Third-Team D1Baseball, 2015														
Year	G	GS	CG	SH	SV	IP	H	R	ER	ERA	SO	BB	W-L	Pct.
2013	15	14	0	0	0	70.0	64	19	17	2.19	45	17	7-3	.700
2014	17	16	1	0	0	99.1	94	45	32	2.90	90	20	8-6	.571
2015	16	16	0	0	0	109.0	72	27	22	1.82	108	37	10-3	.769
Totals	48	46	1	0	0	278.1	230	92	71	2.30	243	74	25-12	.676

ANDY D'ALESSIO, 1B

First-Team College Baseball Foundation, 2006; First-Team NCBWA, 2006; Second-Team ABCA, 2006; Third-Team Baseball America, 2006; Third-Team Collegiate Baseball, 2006													
Year	GP-S	AB	R	H	2B	3B	HR	TB	RBI	SB	BB	SO	Avg.
2004	60-51	180	29	60	10	0	4	82	22	2-2	35	47	.333
2005	65-60	210	36	58	14	1	15	119	60	1-4	29	61	.276
2006	69-69	250	55	78	15	0	23	162	85	7-8	30	60	.312
2007	59-59	213	49	68	12	2	17	135	50	1-3	33	49	.319
Totals	253-239	853	169	264	51	3	59	498	217	11-17	127	217	.309

LOGAN DAVIDSON, SS

Third-Team Baseball America, 2018													
Year	GP-S	AB	R	H	2B	3B	HR	TB	RBI	SB	BB	SO	Avg.
2017	63-63	241	56	69	9	0	12	114	41	10-13	42	53	.286
2018	63-63	250	60	73	18	0	15	136	46	10-13	43	68	.292
2019	61-61	237	55	69	18	2	15	136	55	17-20	45	61	.291
Totals	187-187	728	171	211	45	2	42	386	142	37-46	130	182	.290

JASON DAWSEY, P

Second-Team Collegia Baseball, 1995; Third-Team ABCA, 1995; Third-Team NCBWA, 1995														
Year	G	GS	CG	SH	SV	IP	H	R	ER	ERA	SO	BB	W-L	Pct.
1993	27	8	2	0	1	77.2	85	42	35	4.06	70	21	5-2	.714
1994	16	15	1	0	0	97.1	108	51	45	4.16	73	21	6-2	.750
1995	19	19	4	2	0	129.1	101	53	40	2.78	133	45	11-4	.733
Totals	62	42	7	2	1	304.1	294	146	120	3.55	276	87	22-8	.733

RUSTY GERHARDT, P

Second-Team ABCA, 1971												
Year	G	GS	CG	IP	H	R	ERA	SO	BB	W-L	Pct.	
1969	15	15	6	91.0	60	45	35	3.46	99	60	7-3 .700	
1970	16	14	8	100.1	47	27	20	1.79	111	51	9-4 .692	
1971	16	14	6	108.0	72	34	26	2.17	111	30	11-3 .786	
1972	12	12	6	85.0	75	26	21	2.22	61	22	7-4 .636	
Totals	59	55	26	384.1	254	132	102	2.39	382	163	34-14 .708	

RYLEY GILLIAM, P

Second-Team Baseball America, 2018; Second-Team NCBWA, 2018; Third-Team ABCA, 2018														
Year	G	GS	CG	SH	SV	IP	H	R	ER	ERA	SO	BB	W-L	Pct.
2016	15	6	0	0	0	31.0	26	22	21	6.10	16	18	3-2	.600
2017	27	0	0	0	4	35.0	29	12	10	2.57	50	14	3-1	.750
2018	27	0	0	0	11	38.1	22	9	6	1.41	54	22	3-3	.500
Totals	69	6	0	0	15	104.1	77	43	37	3.19	120	54	9-6	.600

NICK GLASER, P

Third-Team NCBWA, 2000														
Year	G	GS	CG	SH	SV	IP	H	R	ER	ERA	SO	BB	W-L	Pct.
2000	33	0	0	0	15	40.1	38	16	11	2.45	40	29	0-2	.000
2001	18	3	0	0	1	41.1	45	20	18	3.92	44	10	4-3	.571
Totals	51	3	0	0	16	81.2	83	36	29	3.20	84	39	4-5	.444

DANIEL GOSSETT, P

Second-Team Collegiate Baseball, 2014;														
Third-Team College Sports Madness, 2014; Third-Team Perfect Game, 2014														
Year	G	GS	CG	SH	SV	IP	H	R	ER	ERA	SO	BB	W-L	Pct.
2012	19	10	0	0	2	77.0	62	37	37	4.32	87	39	6-3	.667
2013	16	16	1	1	0	98.1	78	40	28	2.56	91	38	10-4	.714
2014	15	15	2	2	0	107.1	78	25	23	1.93	107	30	7-2	.778
Totals	50	41	3	3	2	282.2	218	102	88	2.80	285	107	23-9	.719

KHALIL GREENE, 3B/SS

First-Team ABCA, 2002; First-Team Baseball America, 2002; First-Team Collegiate Baseball, 2002; First-Team NCBWA, 2002; First-Team USA Today, 2002													
Year	GP-S	AB	R	H	2B	3B	HR	TB	RBI	SB	BB	SO	Avg.
1999	69-68	274	58	98	20	1	8	144	69	9-12	31	58	.358
2000	69-69	269	59	98	24	3	5	143	64	12-16	42	39	.364
2001	63-63	241	55	73	18	2	12	131	52	17-21	24	41	.303
2002	71-71	285	93	134	33	1	27	250	91	17-18	46	22	.470
Totals	272-271	1069	265	403	95	7	52	668	276	55-67	143	160	.377

CADEN GRICE, P/1B

First-Team ABCA, 2023; First-Team Baseball America, 2023; First-Team College Baseball Foundation, 2023; First-Team Collegiate Baseball, 2023; First-Team D1Baseball, 2023; First-Team NCBWA, 2023; Second-Team Perfect Game, 2023														
Year	G	GS	CG	SH	SV	IP	H	R	ER	ERA	SO	BB	W-L	Pct.
2021	5	3	0	0	0	10.0	10	8	8	7.20	14	6	0-1	.000
2022	7	0	0	0	0	6.0	4	3	2	3.00	7	7	2-0	1.000
2023	14	14	0	0	0	78.0	54	35	29	3.35	101	33	8-1	.889
Totals	26	17	0	0	0	94.0	68	46	39	3.73	122	46	10-2	.833

Year	GP-S	AB	R	H	2B	3B	HR	TB	RBI	SB	BB	SO	Avg.
2021	51-51	186	40	59	9	1	15	115	53	2-3	28	74	.317
2022	58-58	225	45	55	11	0	12	102	40	6-7	36	97	.244
2023	59-58	228	60	70	15	1	18	141	68	4-5	30	74	.307
Totals	168-167	639	145	184	35	2	45	358	161	12-15	94	245	.288

ALL-AMERICA TIGER STATS

MATT HENRIE, P

Third-Team NCBWA, 2002

Year	G	GS	CG	SH	SV	IP	H	R	ER	ERA	SO	BB	W-L	Pct.
1999	5	0	0	0	0	3.1	6	5	5	13.50	1	6	0-0	----
2001	18	10	0	0	2	67.2	59	32	23	3.06	54	24	6-3	.667
2002	21	18	0	0	1	112.2	112	52	39	3.12	81	25	13-5	.722
Totals	44	28	0	0	3	183.2	177	89	67	3.28	136	55	19-8	.704

DOUG HOFFMAN, OF

First-Team ABCA, 1959

Year	AB	R	H	2B	3B	HR	RBI	SB	BB	SO	Avg.
1957	60	11	9	3	1	2	6	2	14	17	.150
1958	114	23	27	2	2	2	16	4	9	27	.237
1959	105	31	33	3	5	4	25	11	33	22	.314
Totals	279	65	69	8	8	8	47	17	56	66	.247

MICHAEL JOHNSON, 1B

Second-Team ABCA, 2002; Third-Team Collegiate Baseball, 2002

Year	GP-S	AB	R	H	2B	3B	HR	TB	RBI	SB	BB	SO	Avg.
2000	44-32	121	27	37	9	2	3	59	27	2-4	13	34	.306
2001	62-58	218	58	70	13	1	18	139	54	11-11	43	50	.321
2002	71-71	263	62	101	19	1	25	197	81	11-14	50	46	.384
2003	58-58	198	54	67	11	0	12	114	51	1-2	63	38	.338
Totals	235-219	800	201	275	52	4	58	509	213	25-31	169	168	.344

BILLY KOCH, P

Second-Team NCBWA, 1996

Year	G	GS	CG	SH	SV	IP	H	R	ER	ERA	SO	BB	W-L	Pct.
1994	16	14	1	0	0	78.0	72	57	40	4.62	75	34	4-2	.667
1995	16	14	0	0	0	87.0	70	45	36	3.72	111	37	7-2	.778
1996	19	16	2	0	1	111.2	73	46	39	3.14	152	60	10-5	.667
Totals	51	44	3	0	1	276.2	215	148	115	3.74	338	131	21-9	.700

BRIAN KOWITZ, OF

Second-Team Baseball America, 1990

Year	G	AB	R	H	2B	3B	HR	RBI	SB	BB	SO	Avg.
1988	60	179	30	49	16	1	2	21	16-19	20	21	.274
1989	68	267	61	72	15	4	4	43	26-29	46	27	.270
1990	66	253	87	102	22	6	3	60	34-42	44	20	.403
Totals	194	699	178	223	53	11	9	124	76-90	110	68	.319

PAT KRALL, P

First-Team Perfect Game, 2016; Second-Team NCBWA, 2016;

Third-Team Baseball America, 2016; Third-Team Collegiate Baseball, 2016

Year	G	GS	CG	SH	SV	IP	H	R	ER	ERA	SO	BB	W-L	Pct.
2015	27	0	0	0	3	38.0	32	22	17	4.03	38	11	2-4	.333
2016	29	3	1	0	5	80.2	58	18	15	1.67	65	17	10-2	.833
Totals	56	3	1	0	8	118.2	90	40	32	2.43	103	28	12-6	.667

JOE LANDRUM, P

First-Team ABCA, 1947

Year	IP	H	R	ER	ERA	SO	BB	W-L	Pct.
1946	104.0	72	31	12	1.04	97	22	10-2	.833
1947	117.0	90	48	29	2.23	98	18	12-2	.857
Totals	221.0	162	79	41	2.18	195	40	22-4	.846

MATTHEW LeCROY, C

Second-Team ABCA, 1996; Second-Team NCBWA, 1996;

First-Team Baseball America, 1997; First-Team NCBWA, 1997; Second-Team ABCA, 1997;

Second-Team Collegiate Baseball, 1997; Second-Team Sporting News, 1997

Year	GP-S	AB	R	H	2B	3B	HR	TB	RBI	SB	BB	SO	Avg.
1995	68-68	255	55	85	18	0	15	148	72	0-4	34	57	.333
1996	67-67	244	61	77	18	0	14	137	57	3-4	44	35	.316
1997	64-64	237	62	85	12	1	24	171	79	5-7	53	34	.359
Totals	199-199	736	178	247	48	1	53	456	208	8-15	131	126	.336

DAVE LYNN, C

Third-Team ABCA, 1960

Year	G	AB	R	H	2B	3B	HR	RBI	SB	BB	SO	Avg.
1959	1	2	1	1	0	0	1	2	0	1	0	.500
1960	22	89	21	32	3	2	8	31	1	8	10	.360
1961	22	72	20	24	4	0	6	21	1	22	13	.333
Totals	45	163	42	57	7	2	15	54	2	31	23	.350

ERIC MACRINA, DH

Second-Team ABCA, 1991; Third-Team Collegiate Baseball, 1991

Year	GP-S	AB	R	H	2B	3B	HR	TB	RBI	SB	BB	SO	Avg.
1988	25-11	46	8	8	3	0	3	20	6	1-1	8	10	.174
1989	54-39	152	35	40	8	4	6	74	33	3-5	18	42	.263
1990	53-50	189	38	64	11	1	18	131	69	1-2	24	44	.339
1991	69-68	260	67	87	18	1	24	179	84	3-4	37	69	.335
Totals	201-168	647	148	199	40	6	51	404	192	8-12	87	165	.308

BRAD McCANN, 3B

Third-Team Baseball America, 2004

Year	GP-S	AB	R	H	2B	3B	HR	TB	RBI	SB	BB	SO	Avg.
2003	60-60	251	44	87	21	1	9	137	67	2-4	12	43	.347
2004	63-63	253	64	96	20	0	16	164	65	6-10	36	43	.379
Totals	123-123	504	108	183	41	1	25	301	132	8-14	48	86	.363

JIM McCOLLOM, 1B

Third-Team ABCA, 1985

Year	G	AB	R	H	2B	3B	HR	RBI	SB	BB	SO	Avg.
1982	56	186	41	50	9	2	11	37	1-2	26	30	.269
1983	51	190	50	66	15	4	9	51	5-6	25	26	.347
1984	55	203	53	71	13	2	11	54	7-7	32	25	.350
1985	64	251	59	98	19	4	21	76	7-11	33	23	.390
Totals	226	830	203	285	56	12	52	218	20-26	116	104	.343

BILLY McMILLON, OF/1B

First-Team NCBWA, 1993

Year	GP-S	AB	R	H	2B	3B	HR	TB	RBI	SB	BB	SO	Avg.
1991	65-54	202	75	79	26	4	10	143	48	12-17	41	21	.391
1992	32-32	113	34	42	8	3	4	68	27	6-11	21	22	.372
1993	57-57	212	64	80	21	1	5	118	30	11-17	47	30	.377
Totals	154-143	527	173	201	55	8	19	329	105	29-45	109	73	.381

BRAD MILLER, SS

First-Team ABCA, 2011; First-Team Baseball America, 2011; First-Team Collegiate Baseball,

2011; Second-Team NCBWA, 2011; Second-Team Perfect Game, 2011

Year	GP-S	AB	R	H	2B	3B	HR	TB	RBI	SB	BB	SO	Avg.
2009	66-66	238	49	65	6	1	3	82	36	16-21	53	35	.273
2010	69-69	252	71	90	19	4	8	141	49	9-11	50	43	.357
2011	56-54	195	53	77	11	3	5	109	50	21-26	40	34	.395
Totals	191-189	685	173	232	36	8	16	332	135	46-58	143	112	.339

DAVID MILLER, 1B/OF

Second-Team ABCA, 1995; Second-Team NCBWA, 1995;

Third-Team Baseball America, 1995; Third-Team Collegiate Baseball, 1995

Year	GP-GS	AB	R	H	2B	3B	HR	TB	RBI	SB	BB	SO	Avg.
1993	44-18	85	12	23	3	1	0	28	12	1-1	4	11	.271
1994	71-71	288	52	90	13	4	1	114	59	23-31	36	31	.313
1995	66-64	271	79	103	14	10	9	164	78	27-32	44	36	.380
Totals	183-157	644	143	216	30	15	10	306	149	51-64	84	78	.335

SHANE MONAHAN, OF

First-Team ABCA, 1994; First-Team Baseball America, 1994; First-Team NCBWA, 1994;

Second-Team Collegiate Baseball, 1994; First-Team Collegiate Baseball, 1995;

First-Team NCBWA, 1995; Second-Team ABCA, 1995; Second-Team Baseball America, 1995

Year	GP-S	AB	R	H	2B	3B	HR	TB	RBI	SB	BB	SO	Avg.
1993	65-65	253	56	94	15	7	9	150	64	17-21	20	49	.372
1994	75-75	330	97	137	23	9	11	211	53	23-31	36	33	.415
1995	67-67	273	82	106	22	5	12	174	52	21-28	44	37	.388
Totals	207-207	856	235	337	60	21	32	535	169	61-80	100	119	.394

RYAN MOTT, P

Third-Team NCBWA, 1998

Year	G	GS	CG	SH	SV	IP	H	R	ER	ERA	SO	BB	W-L	Pct.
1997	16	16	2	0	0	106.2	113	63	56	4.73	99	33	10-3	.769
1998	16	16	1	0	0	101.0	101	62	54	4.81	96	31	9-4	.692
1999	19	17	1	0	0	99.2	120	82	68	6.14	84	53	4-8	.333
2000	21	19	2	1	0	107.0	103	52	44	3.70	81	28	10-4	.714
Totals	72	68	6	1	0	414.1	437	259	222	4.82	360	145	33-19	.635

ALL-AMERICA TIGER STATS

KYLE PARKER, OF/1B

First-Team Ping!Baseball, 2010; Second-Team Baseball America, 2010;
Second-Team NCBWA, 2010; Third-Team ABCA, 2010

Year	GP-S	AB	R	H	2B	3B	HR	TB	RBI	SB	BB	SO	Avg.
2008	57-55	211	44	64	12	0	14	118	50	2-3	32	48	.303
2009	63-60	231	48	59	7	0	12	102	52	6-6	29	52	.255
2010	67-67	247	85	85	15	1	20	162	64	4-6	56	60	.344
Totals	187-182	689	177	208	34	1	46	382	166	12-15	117	160	.302

CHAD PHILLIPS, P/OF

Third-Team NCBWA, 1993

Year	G	GS	CG	SH	SV	IP	H	R	ER	ERA	SO	BB	W-L	Pct.
1990	15	0	0	0	2	25.0	24	13	11	3.96	17	5	1-0	1.000
1991	13	3	0	0	2	37.2	40	23	16	3.82	25	16	1-0	1.000
1992	13	1	0	0	3	34.0	32	18	16	4.24	29	11	3-1	.750
1993	16	15	1	0	0	90.2	93	35	30	2.98	69	24	12-2	.857
Totals	57	19	1	0	7	187.1	189	89	73	3.51	140	56	17-3	.850

Year	GP-S	AB	R	H	2B	3B	HR	TB	RBI	SB	BB	SO	Avg.
1990	38-9	44	6	13	5	0	0	18	4	1-1	8	4	.295
1991	45-12	63	15	25	3	0	1	31	14	3-4	11	3	.397
1992	43-40	153	25	44	8	3	2	64	25	6-7	8	25	.288
1993	42-21	42	5	12	3	0	1	18	5	0-0	1	5	.286
Totals	168-82	302	51	94	19	3	4	131	48	10-12	28	37	.311

STEVE REBA, P

Third-Team ABCA, 2001; Third-Team Collegiate Baseball, 2001; Second-Team NCBWA, 2002;
Third-Team ABCA, 2002; Third-Team Collegiate Baseball, 2002

Year	G	GS	CG	SH	SV	IP	H	R	ER	ERA	SO	BB	W-L	Pct.
1999	21	7	0	0	0	56.2	78	49	47	7.46	45	34	5-4	.555
2000	19	2	0	0	2	42.0	33	16	13	2.79	33	15	3-0	1.000
2001	18	17	2	1	0	108.0	84	39	31	2.58	103	31	12-3	.800
2002	20	19	1	0	0	112.2	121	67	55	4.39	82	44	13-4	.765
Totals	78	45	3	1	2	319.1	316	171	146	4.11	263	124	33-11	.750

REED ROHLMAN, OF

Third-Team College Sports Madness, 2015;
Second-Team College Sports Madness, 2017; Second-Team Collegiate Baseball, 2017

Year	GP-S	AB	R	H	2B	3B	HR	TB	RBI	SB	BB	SO	Avg.
2015	61-59	236	43	84	17	0	3	110	58	3-5	23	35	.356
2016	64-64	248	40	68	21	0	2	95	43	1-3	33	43	.274
2017	62-56	227	44	82	21	1	6	123	34	1-5	26	33	.361
Totals	187-179	711	127	234	59	1	11	328	135	5-13	82	111	.329

KURT SEIBERT, SS

Third-Team ABCA, 1976

Year	G	AB	R	H	2B	3B	HR	RBI	SB	BB	SO	Avg.
1974	28	95	22	30	3	2	0	13	4	17	9	.316
1975	43	153	48	49	8	2	0	13	21	39	17	.320
1976	44	160	43	55	5	2	2	13	13	50	12	.344
Totals	115	408	113	134	16	6	2	39	38	106	38	.328

RICHIE SHAFFER, 3B/1B

First-Team Perfect Game, 2012; Third-Team ABCA, 2012; Third-Team Collegiate Baseball, 2012

Year	GP-S	AB	R	H	2B	3B	HR	TB	RBI	SB	BB	SO	Avg.
2010	48-44	158	45	51	11	0	7	83	36	2-2	18	36	.323
2011	63-63	222	62	70	15	2	13	128	55	8-9	44	53	.315
2012	63-63	232	49	78	21	2	10	133	46	8-10	63	53	.336
Totals	174-170	612	156	199	47	4	30	344	137	18-21	125	142	.325

BILL SPIERS, SS

First-Team Sporting News, 1987

Year	G	AB	R	H	2B	3B	HR	RBI	SB	BB	SO	Avg.
1985	47	171	31	65	10	1	0	22	9	9	10	.380
1986	62	258	73	83	11	5	12	53	35	35	40	.322
1987	64	252	65	73	13	11	5	44	16	31	26	.290
Totals	173	681	169	221	34	17	17	119	60	75	76	.325

CASEY STONE, OF

Third-Team NCBWA, 2001

Year	GP-S	AB	R	H	2B	3B	HR	TB	RBI	SB	BB	SO	Avg.
1998	45-15	86	18	23	3	1	0	28	14	2-2	8	12	.267
1999	49-24	104	22	25	4	0	0	29	17	7-9	18	9	.240
2000	69-69	272	65	97	11	3	1	117	51	25-30	23	15	.357
2001	62-62	274	63	103	17	2	2	130	49	25-30	13	10	.376
Totals	225-170	736	168	248	35	6	3	304	131	59-71	62	46	.337

TIM TEUFEL, 2B

First-Team Sporting News, 1980

Year	G	AB	R	H	2B	3B	HR	RBI	SB	BB	SO	Avg.
1979	55	197	58	69	14	3	13	50	13	29	32	.350
1980	46	168	44	65	16	1	11	66	13	43	14	.387
Totals	101	365	102	134	30	4	24	116	26	72	46	.367

KEN VINING, P

Third-Team Baseball America, 1996; Third-Team NCBWA, 1996

Year	G	GS	CG	SH	SV	IP	H	R	ER	ERA	SO	BB	W-L	Pct.
1994	20	1	0	0	0	40.1	39	22	18	4.02	45	18	3-0	1.000
1995	22	9	0	0	2	69.0	53	29	26	3.39	78	25	4-0	1.000
1996	19	16	3	2	0	115.0	92	43	38	2.97	135	38	10-3	.769
Totals	61	26	3	2	2	224.1	184	94	82	3.29	258	81	17-3	.850

MAX WAGNER, 3B

First-Team ABCA, 2022; First-Team Baseball America, 2022; First-Team Collegiate Baseball, 2022; First-Team D1Baseball, 2022; First-Team NCBWA, 2022; First-Team Perfect Game, 2022

Year	GP-S	AB	R	H	2B	3B	HR	TB	RBI	SB	BB	SO	Avg.
2021	35-22	84	16	18	5	0	2	29	9	2-2	11	31	.214
2022	58-54	203	66	75	15	1	27	173	76	2-3	45	51	.369
Totals	93-76	287	82	93	20	1	29	202	85	4-5	56	82	.324

DENNY WALLING, OF

First-Team Sporting News, 1975

Year	G	AB	R	H	2B	3B	HR	RBI	SB	BB	SO	Avg.
1975	38	140	46	59	9	3	13	60	11	31	12	.421

SAM WEATHERLY, P

Third-Team Collegiate Baseball, 2020


Year	G	GS	CG	SH	SV	IP	H	R	ER	ERA	SO	BB	W-L	Pct.
2018	8	5	0	0	0	20.1	24	17	15	6.64	17	17	0-0	----
2019	21	0	0	0	0	29.1	17	14	11	3.38	46	30	2-0	1.000
2020	4	4	0	0	0	22.2	7	4	2	0.79	43	14	2-0	1.000
Totals	33	9	0	0	0	72.1	48	35	28	3.48	106	61	4-0	1.000

SCOTT WINCHESTER, P

First-Team ABCA, 1995; First-Team Collegiate Baseball, 1995;

Second-Team Baseball America, 1995

Year	G	GS	CG	SH	SV	IP	H	R	ER	ERA	SO	BB	W-L	Pct.
1993	26	0	0	0	10	48.1	36	22	14	2.61	42	16	4-1	.800
1994	28	0	0	0	10	38.2	30	10	8	1.86	38	15	5-2	.714
1995	33	0	0	0	14	45.2	23	5	3	0.59	42	16	4-2	.667
Totals	87	0	0	0	34	132.2	89	37	25	1.70	122	47	13-5	.722



BILL SPIERS WAS
A FIRST-TEAM ALL-
AMERICAN IN 1987.

ALL-AMERICANS

ABCA

Year	Player	Pos.	*T
1947	Joe Landrum	P	1
1954	Billy O'Dell	P	2
1959	Doug Hoffman	OF	1
1960	Ty Cline	OF	1
	Dave Lynn	C	3
1965	Rusty Adkins	OF	2
1966	Rusty Adkins	2B	3
1967	Rusty Adkins	2B	1
1971	Rusty Gerhardt	P	2
1975	Denny Walling	OF	1
1976	Kurt Seibert	SS	3
1977	Dave Caldwell	OF	3
1980	Tim Teufel	2B	1
1985	Jim McCollom	1B	3
1986	Chuck Baldwin	1B	2
1988	Bert Heffernan	C	1
1989	Brian Barnes	P	1
1991	Jim Crowley	2B	1
	Eric Macrina	DH	2
1992	Kevin Northrup	OF	2
1994	Shane Monahan	OF	1
	Mike Hampton	3B	2
1995	Scott Winchester	P	1
	David Miller	1B	2
	Shane Monahan	OF	2
	Jason Dawsey	P	3
1996	Kris Benson	P	1
	Matthew LeCroy	C	2
1997	Matthew LeCroy	C	2
2001	Jeff Baker	3B	2
	Steve Reba	P	3
2002	Khalil Greene	SS	1
	Michael Johnson	1B	2
	Steve Reba	P	3
2005	Kris Harvey	DH	1
2006	Tyler Colvin	OF	2
	Andy D'Alessio	1B	2
	Josh Cribb	P	3

2010	Kyle Parker	OF	3
2011	Brad Miller	SS	1
2012	Richie Shaffer	3B	3
2015	Matthew Crownover	P	3
2016	Seth Beer	OF	1
2018	Seth Beer	OF	1
	Ryley Gilliam	P	3
2022	Max Wagner	3B	1
2023	Caden Grice	UT	1
	Billy Amick	DH	2

ACADEMIC

Year	Player	Pos.	*T
1995	Paul Galloway	3B	1
2011	Phil Pohl	DH	3
2012	Phil Pohl	DH	1
2019	Logan Davidson	SS	1

BASEBALL AMERICA

Year	Player	Pos.	*T
1986	Chuck Baldwin	1B	2
1988	Brian Barnes	P	2
1989	Brian Barnes	P	1
1990	Brian Kowitz	OF	2
1991	Jason Angel	P	2
	Jim Crowley	2B	2
1992	Kevin Northrup	OF	2
1994	Shane Monahan	OF	1
	Mike Hampton	3B	2
1995	Shane Monahan	OF	2
	Scott Winchester	P	2
	David Miller	1B	3
1996	Kris Benson	P	1
	Ken Vining	P	3
1997	Matthew LeCroy	C	1
1999	Patrick Boyd	OF	2
2001	Jeff Baker	3B	1
2002	Jeff Baker	3B	1
	Khalil Greene	SS	1
2004	Brad McCann	3B	3

2005	Kris Harvey	DH	2
2006	Tyler Colvin	OF	1
	Andy D'Alessio	1B	3
2010	Kyle Parker	OF	2
2011	Brad Miller	SS	1
2015	Matthew Crownover	P	3
	Chris Okey	C	3
2016	Seth Beer	OF	1
	Chris Okey	C	2
	Pat Krall	P	3
2018	Seth Beer	OF	1
	Ryley Gilliam	P	2
	Logan Davidson	SS	3
2022	Max Wagner	3B	1
2023	Caden Grice	UT	1

COLLEGE BASEBALL FOUNDATION

Year	Player	Pos.	*T
2006	Andy D'Alessio	1B	1
2023	Billy Amick	DH	1
	Caden Grice	UT	1

COLLEGE SPORTS MADNESS

Year	Player	Pos.	*T
2014	Daniel Gossett	P	3
2015	Matthew Crownover	P	1
	Reed Rohlman	OF	3
2016	Seth Beer	OF	1
	Chris Okey	C	3
2017	Reed Rohlman	OF	2
2018	Seth Beer	OF	1

COLLEGIATE BASEBALL

Year	Player	Pos.	*T
1991	Eric Macrina	DH	3
1992	Kevin Northrup	OF	3
1994	Mike Hampton	3B	1
	Shane Monahan	OF	2
1995	Shane Monahan	OF	1
	Scott Winchester	P	1

	Jason Dawsey	P	2
	David Miller	1B	3
1996	Kris Benson	P	1
1997	Matthew LeCroy	C	2
1998	Scott Clackum	P	2
2001	Jeff Baker	3B	1
	Steve Reba	P	3
2002	Khalil Greene	SS	1
	Jeff Baker	3B	3
	Michael Johnson	1B	3
	Steve Reba	P	3
2005	Taylor Harbin	2B	2
2006	Josh Cribb	P	2
	Andy D'Alessio	1B	3
2011	Brad Miller	SS	1
2012	Richie Shaffer	3B	3
2014	Daniel Gossett	P	2
2015	Matthew Crownover	P	1
	Chris Okey	C	2
2016	Seth Beer	OF	2
	Chris Okey	C	2
	Pat Krall	P	3
2017	Reed Rohlman	OF	2
2018	Seth Beer	OF	1
2019	Grayson Byrd	OF	3
2020	Sam Weatherly	P	3
2022	Max Wagner	3B	1
2023	Billy Amick	DH	1
	Caden Grice	UT	1

D1BASEBALL

Year	Player	Pos.	*T
2015	Matthew Crownover	P	3
2016	Seth Beer	OF	1
	Chris Okey	C	3
2017	Seth Beer	OF	3
2018	Seth Beer	OF	1
2022	Max Wagner	3B	1
2023	Caden Grice	UT	1

FRESHMAN

Year	Player	Pos.
1991	Billy McMillon	OF
1993	Shane Monahan	1B
	Scott Winchester	P
1995	Matthew LeCroy	C
1997	Ryan Mottl	P
1998	Patrick Boyd	OF
1999	Khalil Greene	3B
2000	Jeff Baker	SS
	Jarrold Schmidt	P
2003	Robert Rohrbaugh	P
2005	Brad Chalk	OF
	Taylor Harbin	2B
2008	Kyle Parker	OF/INF
2011	Kevin Pohle	P
2013	Matthew Crownover	P
	Steven Duggar	OF
2015	Reed Rohlman	OF
2016	Seth Beer	OF
2017	Logan Davidson	SS
2018	Spencer Strider	P
2019	Davis Sharpe	UT
2020	Geoffrey Gilbert	P
2021	Caden Grice	1B/LHP
2023	Cam Cannarella	OF

NCBWA

Year	Player	Pos.	*T
1993	Billy McMillon	OF	1
	Chad Phillips	P	3
1994	Mike Hampton	3B	1
	Shane Monahan	OF	1
1995	Shane Monahan	OF	1
	David Miller	1B	2
	Gary Burnham	OF	3
	Jason Dawsey	P	3
1996	Kris Benson	P	1
	Billy Koch	P	2
	Matthew LeCroy	C	2
	Ken Vining	P	3
1997	Matthew LeCroy	C	1
1998	Ryan Mottl	P	3
1999	Kurt Bultmann	2B	2
	Patrick Boyd	OF	3
2000	Nick Glaser	P	3
2001	Jeff Baker	3B	2
	Casey Stone	OF	3
2002	Jeff Baker	3B	1

NATIONAL POTY

ABCA

2002 - Khalil Greene, SS

BASEBALL AMERICA

1996 - Kris Benson, P
2002 - Khalil Greene, SS

COLLEGIATE BASEBALL

1996 - Kris Benson, P
2002 - Khalil Greene, SS

DICK HOWSER TROPHY

1996 - Kris Benson, P
2002 - Khalil Greene, SS
2016 - Seth Beer, OF

GOLDEN SPIKES AWARD

2002 - Khalil Greene, SS

ROTARY SMITH AWARD

1996 - Kris Benson, P
2002 - Khalil Greene, SS

	Khalil Greene	SS	1
	Steve Reba	P	2
	Matt Henrie	P	3
2005	Kris Harvey	DH	3
2006	Tyler Colvin	OF	1
	Andy D'Alessio	1B	1
	Josh Cribb	P	3
2010	Kyle Parker	OF	2
2011	Brad Miller	SS	2
2015	Chris Okey	C	1
	Matthew Crownover	P	2
2016	Seth Beer	OF	1
	Chris Okey	C	1
	Pat Krall	P	2
2017	Seth Beer	OF	2
2018	Seth Beer	OF	1
	Ryley Gilliam	P	2
2022	Max Wagner	3B	1
2023	Billy Amick	DH	1
	Caden Grice	UT	1

NSCA

Year	Player	Pos.	*T
2018	Ryley Gilliam	P	1
2021	Bryce Teodosio	OF	1
2022	Geoffrey Gilbert	P	1
2023	Jackson Lindley	P	1

PERFECT GAME

Year	Player	Pos.	*T
2011	Brad Miller	SS	2
2012	Richie Shaffer	3B	1
2014	Daniel Gossett	P	3
2015	Matthew Crownover	P	1
	Chris Okey	C	1
2016	Seth Beer	OF	1
	Pat Krall	P	1
	Chris Okey	C	2
2018	Seth Beer	OF	2
2022	Max Wagner	3B	1
2023	Caden Grice	UT	2
	Billy Amick	DH	3

PING!BASEBALL

Year	Player	Pos.	*T
2010	Kyle Parker	OF	1

SPORTING NEWS

Year	Player	Pos.	*T
1975	Denny Walling	OF	1
1980	Tim Teufel	2B	1
1987	Bill Spiers	SS	1
1997	Matthew LeCroy	C	2
1998	Scott Clackum	P	3


Note: No team picked from 1991-96,02-23.

USA TODAY

Year	Player	Pos.	*T
2002	Khalil Greene	SS	1

* - team

JOE LANDRUM WAS CLEMSON'S FIRST ALL-AMERICAN IN 1947.



ALL-ACC SELECTIONS

Year	Player, Pos.	Team
1954	Roy Coker, UT	1
	Doug Kingsmore, OF	1
	Wyman Morris, 3B	1
	Billy O'Dell, P	1
	Bobby Morris, C	2
1955	Bill Barnett, OF	2
1958	Harold Stowe, P	1
	Bailey Hendley, OF	2
	Bud Spiers, SS	2
1959	Doug Hoffman, OF	1
	Larry Bagwell, UT	2
	Fred DeBerry, 1B	2
	Bailey Hendley, OF	2
	Harold Stowe, P	2
1960	Ty Cline, OF	1
	Bailey Hendley, UT	1
	Dave Lynn, C	1
1961	Elmo Lam, SS	2
	Dave Lynn, C	2
1962	Gene Harbeson, C	1
	Johnny Jones, OF	1
	Joey Taylor, OF	1
	Elmo Lam, SS	2
	Nicky Lomax, OF	2
1963	Pete Ayoub, 2B	1
	Mike Bohonak, OF	1
	Dave Ellisor, 3B	1
	Johnny Jones, OF	1
	Elmo Lam, SS	1
	Gene Harbeson, C	2
	Damon Vincent, P	2
1964	Ben Marsella, 3B	1
	Tommy Chapman, P	2
	Buddy Nixon, 1B	2
	George Sutton, OF	2
1965	Rusty Adkins, OF	1
	Tommy Chapman, P	1
	Lawton Cowart, 3B	1
	Jack McCall, SS	1
1966	Rusty Adkins, 2B	1
	Lawton Cowart, 3B	1
	Jack McCall, SS	1
	George Sutton, OF	1
	Eddie Barbary, C	2
	Charlie Watson, P	2
1967	Rusty Adkins, 2B	1
	Garry Helms, SS	1
	Bill Parmer, P	2
1968	Randy Bray, SS	2
	John Curtis, P	2
1969	Randy Bray, SS	2
	Rusty Gerhardt, P	2
	Don Russell, 3B	2
	Craig White, OF	2
1970	Rusty Gerhardt, P	1
	Randy Bray, 2B	2
	Eddie Holland, C	2
	Craig White, OF	2
1971	Rusty Gerhardt, P	1
	Johnny Severs, OF	1
	Craig White, OF	1
1972	Rusty Gerhardt, P	1
	Calvin Weeks, OF	1
	Kenny Bagwell, 2B	2
	Lin Hamilton, C	2
	Smiley Sanders, OF	2
1973	Lindsay Graham, P	1
	Lin Hamilton, C	1
	Richard Haynes, 2B	1
	Smiley Sanders, OF	1
	Craig White, OF	1
	Steve Cline, P	2
1974	Steve Cline, P	1
	Lin Hamilton, C	1
	Mike Pulaski, OF	1
	Smiley Sanders, OF	1
	Richard Haynes, 2B	2
1975	Kurt Seibert, SS	1
	Denny Walling, OF	1
	Billy Wingo, 2B	1
	Pat Fitzsimmons, 3B	2
	Steve Tucker, OF	2
1976	Dave Caldwell, OF	1
	Bill Foley, C	1
	Chuck Porter, P	1
	Kurt Seibert, SS	1
	Steve Tucker, OF	1
	Gary Fahrney, 1B	2



**JEFF SCHAUS
WAS A THREE-
TIME, FIRST-
TEAM ALL-ACC
SELECTION
(2009-11).**

1977	Robert Bonnette, SS	1
	Dave Caldwell, OF	1
	Bill Foley, C	1
	Ron Musselman, P	1
	Neil Simons, OF	1
	Billy Wingo, 2B	1
1978	Robert Bonnette, SS	1
	Neil Simons, OF	1
	Mike Brown, P	2
	Steve Nilsson, 1B	2
	Pete Peltz, 3B	2
	Billy Weems, OF	2
1979	Robbie Allen, SS	1
	Tony Masone, OF	1
	Neil Simons, OF	1
	Mike Sullivan, P	1
	Robert Bonnette, 3B	2
	Dave Buffamoyer, DH	2
1980	Mike Brown, P	1
	Neil Simons, OF	1
	Tim Teufel, 2B	1
	Robbie Allen, SS	2
1981	Mike Mahoney, OF	1
	Glenn Gallagher, OF	2
	Craig Roberson, 3B	2
1982	Jeff Gilbert, P	1
	Jimmy Key, DH	1
	Jimmy Key, P	1
	Steve Van Dyke, C	2
1983	Bob Paulling, 1B	1
	Ricky Hester, OF	2
	Jim McCollom, DH	2
	Frank Russ, 2B	2
	Brooks Shumake, OF	2
1984	Jim McCollom, DH	1
	Brooks Shumake, OF	1
	Bob Paulling, 1B	2
	Scott Powers, SS	2
1985	Jim McCollom, 1B	1
	John Jay, DH	2

1986	Chuck Baldwin, 1B	1
	Randy Mazey, OF	1
	Steve Baucom, 3B	2
	Bert Heffernan, C	2
1987	Steve Baucom, 3B	1
	Bert Heffernan, C	1
	Randy Mazey, OF	1
	Bill Spiers, SS	1
	Henry Threadgill, 2B	2
1988	Brian Barnes, P	1
	Rusty Charpia, SS	1
	Bert Heffernan, C	1
	Jerry Brooks, 3B	2
	Mike Couture, DH	2
	Randy Mazey, OF	2
	Mike Milchin, 1B	2
	Henry Threadgill, 2B	2
1989	Brian Barnes, P	1
	Henry Threadgill, 2B	1
	Mike Couture, C	2
	Jim Crowley, 3B	2
	Brian Kowitz, OF	2
	Mike Milchin, 1B	2
1990	Brian Kowitz, OF	1
	Jim Crowley, 3B	2
	Joe DeBerry, DH	2
	Eric Macrina, UT	2
	Tim Rigsby, SS	2
1991	Jason Angel, P	1
	Jim Crowley, 2B	1
	Eric Macrina, 1B	1
	Billy McMillon, OF	1
	Todd Stefan, SS	1
	Kevin Northrup, OF	2
	Michael Spiers, OF	2
1992	Kevin Northrup, OF	1
	Ted Corbin, SS	2
	Keith Williams, OF	2
1993	Billy McMillon, OF	1
	Keith Williams, OF	1
	Jeff Morris, 2B	2

1994	Mike Hampton, 3B	1
	Shane Monahan, OF	1
	Scott Winchester, P	2
1995	Jason Dawsey, P	1
	David Miller, 1B	1
	Shane Monahan, OF	1
	Scott Winchester, P	1
	Paul Galloway, 3B	2
1996	Kris Benson, P	1
	Matthew LeCroy, C	1
	Gary Burnham, OF	2
	Paul Galloway, 3B	2
1997	Matthew LeCroy, C	1
	Ryan Mottl, P	1
	Gary Burnham, OF	2
	Jason Embler, 1B	2
1998	Kurt Bultmann, 2B	1
	Scott Clackum, P	1
	Matt Padgett, OF	1
	Patrick Boyd, OF	2
	Jason Harris, 1B	2
	Ryan Mottl, P	2
1999	Patrick Boyd, OF	1
	Jason Harris, 1B	2
	Mike Paradis, P	2
2000	Nick Glaser, RP	2
	Khalil Greene, 3B	2
	Jarrod Schmidt, SP	2
2001	Jeff Baker, 3B	1
	Khalil Greene, SS	1
	Steve Reba, P	1
	Jarrod Schmidt, DH	1
	Ryan Riley, 2B	2
	Casey Stone, OF	2
2002	Khalil Greene, SS	1
	Michael Johnson, 1B	1
	Steve Reba, SP	1
	Jeff Baker, 3B	2
	Matt Henrie, SP	2
	Russell Triplett, UT	2
2003	Michael Johnson, 1B	1

	Brad McCann, 3B	2
	David Slevin, 2B	2
	Russell Triplett, SS	2
2004	Kris Harvey, DH/UT	1
	Patrick Hogan, RP	2
	Brad McCann, 3B	2
	Lou Santangelo, C	2
2005	Taylor Harbin, 2B	1
	Kris Harvey, DH	1
	Stephen Faris, SP	2
2006	Josh Cribb, SP	1
	Andy D'Alessio, 1B	1
	Jason Berken, SP	2
	Tyler Colvin, OF	2
2007	Marquez Smith, 3B	1
	Brad Chalk, OF	2
	Taylor Harbin, SS	2
	Daniel Moskos, SP	2
2008	D.J. Mitchell, SP	1
	Kyle Parker, DH/UT	1
2009	Jeff Schaus, OF	1
2010	Kyle Parker, OF	1
	Mike Freeman, 2B	2
	Jeff Schaus, OF	2
2011	Brad Miller, SS	1
	Richie Shaffer, 1B	1
	Will Lamb, OF	2
	Phil Pohl, DH/UT	2
	Jeff Schaus, OF	2
2012	Phil Pohl, DH/UT	1
	Richie Shaffer, 3B	1
	Thomas Brittle, OF	2
	Steve Wilkerson, 2B	2
2013	Daniel Gossett, SP	2
	Shane Kennedy, DH/UT	2
	Steve Wilkerson, 2B	2
2014	Daniel Gossett, SP	1
	Garrett Boulware, DH/UT	2
	Tyler Krieger, SS	2
	Steve Wilkerson, 2B	2
	Jay Baum, OF	3
	Matthew Crownover, SP	3
	Steven Duggar, OF	3
2015	Matthew Crownover, SP	1
	Chris Okey, C	1
	Tyler Krieger, DH/UT	2
	Reed Rohlfman, OF	2
	Steven Duggar, OF	3
	Eli White, SS	3
2016	Seth Beer, OF	1
	Chris Okey, C	1
	Pat Krall, RP	2
	Seth Beer, OF	F
2017	Reed Rohlfman, OF	1
	Seth Beer, OF	2
	Pat Krall, SP	2
	Charlie Barnes, SP	3
	Andrew Cox, 1B	3
	Chase Pinder, OF	3
	Logan Davidson, SS	F
2018	Seth Beer, OF	1
	Ryley Gilliam, RP	1
	Logan Davidson, SS	2
	Grayson Byrd, DH/UT	3
	Kyle Wilkie, C	3
	Chris Williams, 1B	3
	Spencer Strider, P	F
2019	Grayson Byrd, OF	1
	Logan Davidson, SS	2
	Davis Sharpe, SP	2
	Mat Clark, SP	3
	Carson Spiers, RP	3
	Kyle Wilkie, C	3
	Davis Sharpe, SP/DH	F
2021	Caden Grice, 1B	2
	James Parker, SS	2
	Mack Anglin, SP	F
	Caden Grice, 1B	F
2022	Max Wagner, 3B	1
	Mack Anglin, SP	3
	Blake Wright, 2B	3
2023	Billy Amick, DH/UT	1
	Cam Cannarella, OF	1
	Caden Grice, SP	2
	Cooper Ingle, C	3
	Cam Cannarella, OF	F

F - All-ACC Freshman selection; Note:
No team named in 2020 due to a
coronavirus (COVID-19) pandemic.

ACC ACADEMIC HONOR ROLL MEMBERS

1957	Carol Brown Sam Gambrell Harold Lingerfelt	1978	Billy Trapp Alan Hoover Steve Nilsson	1991	David Tripp Jim Anderson Fred Daniels	Bryan Schroeder Brian Werner Darren Adams	Kyle Frank Zane Green Khalil Greene	Mike Freeman Doug Hogan Alex Lee
1959	Clayton Lowder	1979	Alan Armour Jody Burtram Doug Gray		Jeff Miller Jeff Morris Michael Spiers	1998	Paul Harrelson Ryan Hub Steven Jackson	Clinton McKinney Justin Sarratt Jeff Schaus
1960	David Sprouse		Billy Trapp	1992	Fred Daniels Jamie Eggleston Billy McMillon		Michael Johnson Ryan Klosterman B.J. LaMura	Graham Stoneburner Josh Thraikill Matt Vaughn
1961	David Sprouse	1980	Greg Guin Neil Simons Billy Trapp		Scott Melzer Jeff Miller Jeff Morris	1999	Jesse Douglass Brian Ellis Mike Paradis	Adam Ward Kevin Brady Mike Freeman
1962	Damon Vincent		Jeff Gilbert	1993	Andy Taulbee Jason Dawsey Mike Eydenberg		Grant Redding Doug Roper Justin Singleton	David Haselden Ryan Hinson Will Lamb
1963	Greg Casey Elmo Lam Damon Vincent David Wrenn	1981	Mike Mahoney Jeff Gilbert Frank Russ		Paul Galloway Jeff Keppen Scott Melzer		Herman Demmink Jess Easterling Kyle Frank	Clinton McKinney Brad Miller Richard Mounce
1965	David Wrenn	1982	Craig Roberson Derek Spears George Stone	1994	Eric DeMoura Jamie Eggleston Mike Eydenberg	2000	Chad Bendinelli Khalil Greene Paul Harrelson	Phil Pohl Justin Sarratt Jason Stolz
1966	John Dinneen Jack McCall Pete Myers	1983	Oliver Whitaker Burke Fairey Jeff Kerr		Paul Galloway Jeff Keppen Andy Taulbee		Jeff Hourigan Ryan Hub John Ingram	Graham Stoneburner Josh Thraikill Matt Vaughn
1967	Bill Bonekat John Dinneen Bob Lowell Pete Myers	1984	Bill Spiers George Stone George Stone	1995	Eric DeMoura Jamie Eggleston Paul Galloway		Steven Jackson Collin Mahoney Gene Pierce	Adam Ward Scott Weismann Wilson Boyd
1968	Bill Bonekat Nelson Gibson	1985	Jeff Frazier Doug Marchal		Scott Winchester Derek Borgert Eric DeMoura	2001	Justin Singleton Henri Stanley Casey Stone	Kevin Brady Kevin Caughman Marcus Curry
1969	Bill Bonekat Dave Monjot	1986	Randy Mazey Tim Parker Bill Spiers	1996	Paul Galloway Derek Borgert Eric DeMoura		Jeff Baker Chad Coder Nick Glaser	Mike Freeman David Haselden Spencer Kieboom
1971	Lindsay Graham	1987	Oliver Whitaker Brian Kowitz Randy Mazey		Brian Holstad Bryan Schroeder Rodney Williams		Khalil Greene Ryan Hub Steven Jackson	Brad Miller John Nester John Firth
1972	Pat Fitzsimmons Pete Hendricks	1988	Tim Parker Jerome Santivasci	1997	Brian Adams Darren Adams Derek Borgert		Brad McCann Ryan Klosterman B.J. LaMura	Richie Shaffer Jason Stolz
1973	Pat Fitzsimmons Charlie Ing Randy Quintrell	1989	Alan Botkin Jerome Santivasci		Eric DeMoura Jeff Kane Matthew LeCroy	2002	Mike Proto Jon Smith Casey Stone	Clay Bates Kevin Brady Matt Campbell
1974	Terry Armstrong Charlie Ing Randy Quintrell	1990	Fred Daniels Brian Kowitz Tim Parker		Ryan Mottl Mike Paradis		Jeff Baker Chad Coder Josh Cribb	Kevin Caughman Scott Firth John Hinson
1975	Chuck Porter Randy Quintrell		Michael Spiers				Andy D'Alessio Stephen Faris Jesse Ferguson	Spencer Kieboom Jonathan Meyer Brad Miller
1976	David Beasley Steve Nilsson Chuck Porter						Chris Fidyrych Drew Fiorenza Ben Hall	Phil Pohl Kevin Pohle Justin Sarratt
1977	Randy Quintrell Steve Nilsson Randy Quintrell						Chris Howard David Kopp Tanner Leggett	Richie Shaffer Jason Stolz



MIKE FREEMAN WAS AN ACC ACADEMIC HONOR ROLL MEMBER ALL THREE SEASONS (2008-10) HE PLAYED AT CLEMSON.

2003	Josh Cribb Herman Demmink Jess Easterling Kyle Frank Zane Green Paul Harrelson	2009	Justin Sarratt Adam Ward Kevin Brady Mike Freeman David Haselden Ryan Hinson Will Lamb
2004	Jason Berken Josh Cribb Andy D'Alessio Herman Demmink Stephen Faris Doug Hogan	2010	Phil Pohl Justin Sarratt Jason Stolz Adam Ward Scott Weismann Wilson Boyd
2005	Patrick Hogan Ryan Hub John Ingram Tyler Lumsden Collin Mahoney Brad McCann	2011	Kevin Caughman Marcus Curry Mike Freeman David Haselden Spencer Kieboom Brad Miller John Nester John Firth
2006	Robert Rohrbaugh Travis Storrer P.J. Zocchi Jorge Andrade Jr. Brad Chalk	2012	Richie Shaffer Jason Stolz Clay Bates Kevin Brady Thomas Brittle Matt Campbell
2007	Sean Clark Josh Cribb Herman Demmink Stephen Faris Chris Fidyrych Drew Fiorenza	2013	Ben Hall Taylor Harbin Doug Hogan Chris Howard David Kopp
2008	Alex Martin Gene Pierce Daniel Pritchard Robert Rohrbaugh Chris Allen	2014	Kevin Brady Thomas Brittle Matt Campbell Andrew Cox Matthew Crownover
	William Bond Brad Chalk Sean Clark Josh Cribb Herman Demmink Stephen Faris Chris Fidyrych Drew Fiorenza Ben Hall	2015	Steven Duggar Daniel Gossett Brody Koerner Jonathan Meyer John Mulkey Kevin Pohle Tyler Slaton
	Taylor Harbin Doug Hogan Chris Howard David Kopp Alex Martin Daniel Moskos Matt Vaughn	2016	Steve Wilkerson Patrick Andrews Glenn Batson Matt Campbell
	P.J. Zocchi William Bond Alex Burg Brad Chalk Chris Fidyrych Taylor Harbin Alex Lee Daniel Moskos Justin Sarratt Graham Stoneburner Matt Vaughn Adam Ward William Bond	2017	

ACC ACADEMIC HONOR ROLL MEMBERS



ANDREW COX (2013-17) IS ONE OF ONLY FOUR TIGERS TO BE A FIVE-TIME ACC ACADEMIC HONOR ROLL MEMBER.

2015	Andrew Cox Matthew Crownover Steven Duggar Daniel Gossett Adam Hosler Brody Koerner Tyler Krieger Kevin Pohle Eli White Steve Wilkerson Patrick Andrews Charlie Barnes Glenn Batson K.J. Bryant Andrew Cox Matthew Crownover Steven Duggar Malee Gibson Brody Koerner Pat Krall Chase Pinder Kevin Pohle Mike Triller Eli White	2016	Weston Wilson Charlie Barnes Seth Beer Andrew Cox Alex Eubanks Robert Jolly Pat Krall Chase Pinder Adam Renwick Drew Wharton Patrick Andrews Charlie Barnes Andrew Cox Logan Davidson Alex Eubanks Jacob Hennessy Tyler Jackson Weston Jackson Robert Jolly Pat Krall Chase Pinder Adam Renwick Carson Spiers	2017	Patrick Andrews Charlie Barnes Andrew Cox Logan Davidson Alex Eubanks Jacob Hennessy Tyler Jackson Weston Jackson Robert Jolly Pat Krall Chase Pinder Adam Renwick Carson Spiers	2018	Drew Wharton Kyle Wilkie Seth Beer Bryce Bowen Mat Clark Andrew Coker Brooks Crawford Logan Davidson Ryley Gilliam Bo Gobin Justin Hawkins Ryne Huggins Robert Jolly Bo Majkowski Travis Marr Kier Meredith Adam Renwick Carson Spiers Spencer Strider Grayson Byrd Mat Clark Andrew Coker Brooks Crawford Logan Davidson	2019	Grayson Byrd Mat Clark Andrew Coker Brooks Crawford Logan Davidson
------	--	------	---	------	--	------	--	------	--

2020	Bo Gobin Adam Hackenberg Justin Hawkins Jacob Hennessy Ryne Huggins Travis Marr Kier Meredith James Parker Luke Sommerfeld Carson Spiers Spencer Strider Kyle Wilkie Ryan Ammons Mack Anglin Mat Clark Matt Cooper Drew Donathan Evan Estridge Chad Fairey Jonathan French Pierce Gallo Geoffrey Gilbert Adam Hackenberg Bryar Hawkins Nick Hoffmann Ryne Huggins P.J. Labriola Jackson Lindley Kier Meredith James Parker Sheldon Reed Davis Sharpe Carson Spiers Mac Starbuck Spencer Strider Ryan Ammons Mack Anglin Mat Clark Alex Edmondson Evan Estridge Pierce Gallo Geoffrey Gilbert Bryar Hawkins Nick Hoffmann Rob Hughes P.J. Labriola Matthew Lumsden Kier Meredith Rasesh Pandya James Parker Davis Sharpe Mac Starbuck Max Wagner Blake Wright	2021	Justin Sarratt Patrick Andrews Andrew Cox Mack Anglin Mat Clark Alex Edmondson Evan Estridge Pierce Gallo Geoffrey Gilbert Bryar Hawkins Nick Hoffmann Rob Hughes P.J. Labriola Matthew Lumsden Kier Meredith Rasesh Pandya James Parker Davis Sharpe Mac Starbuck Max Wagner Blake Wright	2022	Ryan Ammons Tristan Bissetta Benjamin Blackwell J.D. Brock Nick Clayton Tyler Corbitt Josh Davis Chad Fairey Patrick Farrisee Geoffrey Gilbert Bryar Hawkins Rob Hughes	2023	P.J. Labriola Jackson Lindley Rocco Reid Mac Starbuck Will Taylor Camden Troyer Max Wagner Ricky Williams Blake Wright Gavin Abrams Joe Allen B.J. Bailey Riley Bertram Tristan Bissetta Benjamin Blackwell Nick Clayton Tyler Corbitt Jack Crighton Jay Dillard Nathan Dvorsky Reed Garris Nathan Hall Nick Hoffmann Jacob Jarrell Jackson Lindley Nolan Nawrocki Mac Starbuck Will Taylor Willie Weiss Blake Wright	B.J. LaMura 2000-02 Paul Harrelson 2000,02,03 Steven Jackson 2001-03 Herman Demmink 2003,04,06 Stephen Faris 2004-06 Doug Hogan 2004,06,08 Brad Chalk 2005-07 Chris Fidrych 2005-07 Taylor Harbin 2005-07 William Bond 2006-08 Graham Stoneburner 2007-09 Adam Ward 2007-09 Mike Freeman 2008-10 Brad Miller 2009-11 Kevin Caughman 2010-12 Spencer Kieboom 2010-12 Clay Bates 2011-13 Jonathan Meyer 2011-13 Matthew Crownover 2013-15 Steven Duggar 2013-15 Brody Koerner 2013-15 Charlie Barnes 2015-17 Pat Krall 2015-17 Chase Pinder 2015-17 Robert Jolly 2016-18 Adam Renwick 2016-18 Logan Davidson 2017-19 Travis Marr 2017-19 Ryne Huggins 2018-20 Spencer Strider 2018-20 Ryan Ammons 2020-22 Geoffrey Gilbert 2020-22 Bryar Hawkins 2020-22 P.J. Labriola 2020-22 Nick Hoffmann 2020,21,23 Jackson Lindley 2020,22,23 Blake Wright 2021-23
------	---	------	--	------	--	------	--	---

FIVE-TIME MEMBERS

Josh Cribb	2002-06
Justin Sarratt	2007-11
Patrick Andrews	2012-15,17
Andrew Cox	2013-17

FOUR-TIME MEMBERS

Randy Quintrell	1974-77
Paul Galloway	1993-96
Eric DeMoura	1994-97
Derek Borgert	1996-99
Ryan Hub	2001-04
Gene Pierce	2002-05
Matt Vaughn	2006-09
Kevin Brady	2009-12
Phil Pohl	2009-12
Jason Stolz	2009-12
Matt Campbell	2011-14
Kevin Pohle	2011,13-15
Carson Spiers	2017-20
Mat Clark	2018-21
Kier Meredith	2018-21
Mac Starbuck	2020-23

THREE-TIME MEMBERS

Bill Bonekat	1967-69
Billy Trapp	1977,79,80
Jeff Gilbert	1981-83
George Stone	1984-86
Tim Parker	1987,88,90
Fred Daniels	1990-92
Jeff Morris	1991-93
Andy Taulbee	1992-94
Justin Singleton	1998-00
Khalil Greene	2000-02

FIRST-TEAM ALL-ACC & ACC ACADEMIC HONOR ROLL

Elmo Lam	1963
Jack McCall	1966
Chuck Porter	1976
Neil Simons	1980
Mike Mahoney	1981
Jeff Gilbert	1982
Randy Mazey	1987
Bill Spiers	1987
Brian Kowitz	1990
Scott Winchester	1995
Matthew LeCroy	1997
Jeff Baker	2001
Khalil Greene	2001,02
Michael Johnson	2002
Taylor Harbin	2005
Kris Harvey	2005
Josh Cribb	2006
Brad Miller	2011
Richie Shaffer	2011
Phil Pohl	2012
Daniel Gossett	2014
Matthew Crownover	2015
Seth Beer	2016,18
Ryley Gilliam	2018
Grayson Byrd	2019
Max Wagner	2022

* - ACC Baseball Scholar-Athlete-of-the-Year; Note: No team named in 2020 due to a coronavirus (COVID-19) pandemic.

ALL-ACC ACADEMIC SELECTIONS

2006	Brad Chalk Sean Clark Josh Cribb Herman Demmink Ben Hall Taylor Harbin David Kopp	2007	Alex Lee Daniel Moskos Matt Vaughn Mike Freeman Alex Lee Justin Sarratt Graham Stoneburner	2008	Mike Freeman Jason Stolz Graham Stoneburner	2009	Justin Sarratt Graham Stoneburner	2010	Matt Vaughn Kevin Brady Mike Freeman David Haselden Brad Miller Richie Shaffer	2011	Kevin Brady Matt Campbell Scott Firth David Haselden Spencer Kieboom Brad Miller Phil Pohl Kevin Pohle Justin Sarratt Richie Shaffer Jason Stolz	2012	Kevin Brady Thomas Brittle Scott Firth Spencer Kieboom Jonathan Meyer Phil Pohl Jason Stolz Thomas Brittle Matt Campbell Matthew Crownover Steven Duggar Jonathan Meyer	2013	Matt Campbell Matthew Crownover Steven Duggar Jonathan Meyer Matt Campbell Matthew Crownover Steven Duggar Tyler Krieger Matthew Crownover	2014	Steven Duggar Chase Pinder Eli White Charlie Barnes Seth Beer Alex Eubanks * Pat Krall Chase Pinder Charlie Barnes Andrew Cox Logan Davidson Tyler Jackson Weston Jackson Pat Krall Logan Davidson Ryley Gilliam	2015	Steven Duggar Chase Pinder Eli White Charlie Barnes Seth Beer Alex Eubanks * Pat Krall Chase Pinder Charlie Barnes Andrew Cox Logan Davidson Tyler Jackson Weston Jackson Pat Krall Logan Davidson Ryley Gilliam	2016	Steven Duggar Chase Pinder Eli White Charlie Barnes Seth Beer Alex Eubanks * Pat Krall Chase Pinder Charlie Barnes Andrew Cox Logan Davidson Tyler Jackson Weston Jackson Pat Krall Logan Davidson Ryley Gilliam	2017	Steven Duggar Chase Pinder Eli White Charlie Barnes Seth Beer Alex Eubanks * Pat Krall Chase Pinder Charlie Barnes Andrew Cox Logan Davidson Tyler Jackson Weston Jackson Pat Krall Logan Davidson Ryley Gilliam	2018	Steven Duggar Chase Pinder Eli White Charlie Barnes Seth Beer Alex Eubanks * Pat Krall Chase Pinder Charlie Barnes Andrew Cox Logan Davidson Tyler Jackson Weston Jackson Pat Krall Logan Davidson Ryley Gilliam	2019	Steven Duggar Chase Pinder Eli White Charlie Barnes Seth Beer Alex Eubanks * Pat Krall Chase Pinder Charlie Barnes Andrew Cox Logan Davidson Tyler Jackson Weston Jackson Pat Krall Logan Davidson Ryley Gilliam	2020	Steven Duggar Chase Pinder Eli White Charlie Barnes Seth Beer Alex Eubanks * Pat Krall Chase Pinder Charlie Barnes Andrew Cox Logan Davidson Tyler Jackson Weston Jackson Pat Krall Logan Davidson Ryley Gilliam	2021	Steven Duggar Chase Pinder Eli White Charlie Barnes Seth Beer Alex Eubanks * Pat Krall Chase Pinder Charlie Barnes Andrew Cox Logan Davidson Tyler Jackson Weston Jackson Pat Krall Logan Davidson Ryley Gilliam	2022	Steven Duggar Chase Pinder Eli White Charlie Barnes Seth Beer Alex Eubanks * Pat Krall Chase Pinder Charlie Barnes Andrew Cox Logan Davidson Tyler Jackson Weston Jackson Pat Krall Logan Davidson Ryley Gilliam	2023	Joe Allen B.J. Bailey Riley Bertram Benjamin Blackwell Nick Clayton Jack Crighton Reed Garris Nathan Hall Jacob Jarrell Blake Wright
------	---	------	--	------	---	------	--------------------------------------	------	---	------	--	------	--	------	--	------	---	------	---	------	---	------	---	------	---	------	---	------	---	------	---	------	---	------	---

LETTERMEN

A

Player	VL	Year(s)
Abbott, Gus	1	1958
Abrams, Gavin	2	2022,23
Adams, Brian	3	1997-99
Adams, Darren	1	1998
Adams, Mark	2	1972,73
Additon, Matt	4	1997-00
Adeimy, John	1	1973
Adkins, Rusty	3	1965-67
Allen, Joe	1	2023
Allen, Robbie	3	1978-80
Amick, Billy	2	2022,23
Ammons, Ryan	4	2020-23
Anderson, Jack	1	1969
Anderson, Jim	2	1990,91
Andrade Jr., Jorge	1	2005
Andrews, Patrick	4	2012,13,16,17
Angel, Jason	3	1990-92
Angley, Doug	2	1949,50
Anglin, Mack	3	2020-22
Armstrong, Terry	4	1971-74
Asbill, Joe	1	1948
Askew, Keyshawn	3	2019-21
Atanasio, Dominic	2	2011,12
Aughtry, Gene	3	1949-51
Ayers, Stan	3	1962-64
Ayoub, Pete	3	1961-63

B

Player	VL	Year(s)
Bach, Woody	1	1968
Bagwell, Kenny	2	1970,72
Bagwell, Larry	3	1957-59
Bailey, B.J.	1	2023
Bailey, Bob	1	1937
Bailey, Kyle	1	2012
Baker, Jeff	3	2000-02
Baker, Jimmy	3	1972-74
Baker, Roger	3	1950-52
Baldwin, Chuck	4	1984-87
Barbary, Eddie	3	1965-67
Barlow, Billy	2	2022,23
Barnes, Brian	4	1986-89
Barnes, Charlie	3	2015-17
Barnett, Bill	4	1953-56
Bates, Clay	4	2012-15
Bates, Neil	1	1953
Batson, Glenn	2	2015,16
Baucom, Steve	4	1984-87
Baum, Jay	3	2012-14
Beasley, Jeremy	1	2017
Beasley, Rick	1	1971
Beer, Seth	3	2016-18
Belk, Don	3	1941-43
Belk, Greg	3	1974-76
Bell, Tom	1	1938
Bendinelli, Chad	1	2000
Benson, Kris	3	1994-96
Berken, Jason	3	2003,04,06
Berney, Scott	1	2000
Berry, Ed	2	1947,49
Berry, Bob	3	1941-43
Bertram, Riley	1	2023
Bevis, Jay	4	1969-72
Bickley, Charlie	2	1940,41
Biegert, Mark	4	1984-87
Bigwood, Dave	1	1973
Bissetta, Tristan	1	2023
Blackston, Charlie	2	1954,55
Blackwell, Benjamin	2	2022,23
Blakeney, Reid	2	1959,60
Blalock, Joe	3	1940-42
Blohnak, Mike	1	1963
Bond, William	2	2007,08
Bonekat, Bill	3	1967-69
Bonnette, Robert	4	1976-79
Boozer, Thomas	4	1999-02
Borgert, Derek	4	1996-99
Bosdell, Francis	1	1946
Boselli, Teddy	3	1936,38,39
Bostic, Alex	3	2014-16
Botkin, Alan	4	1986-89
Boulware, Garrett	3	2012-14
Bowen, Bryce	1	2018
Boyce, J.A.	1	1943
Boyd, Patrick	3	1998-00
Boyd, Roger	1	1960
Boyd, Wilson	4	2007-10

Boyer, John	1	1989
Bradford, Eric	3	1990-92
Bradford, Jeff	4	1971-74
Bradley, Jimmy	2	1967,68
Bradley, Kevin	1	2013
Bradley, Len	2	1979,80
Bray, Randy	3	1968-70
Bradshaw, Toby	1	1960
Brady, Kevin	4	2009-12
Brewer, Dylan	3	2020-22
Brier, Coe	2	1981,82
Briley, Paxton	3	1990-92
Brittle, Thomas	2	2012,13
Brizek, Seth	3	1993-95
Brock, J.D.	2	2021,22
Brodie, George	3	1937-39
Brodie, G.W.	1	1953
Brooks, Jerry	3	1986-88
Broome, Nathan	2	1996,97
Brown, Carol	2	1955,57
Brown, C.M.	1	1945
Brown, Joe	2	1953,54
Brown, J.R.	1	1947
Brown, Mike	3	1978-80
Browning, Skip	3	1997-99
Bryan, Charles	1	1928
Bryant, K.J.	2	2016,17
Bryant, Tim	2	1959,60
Buchanan, Dude	3	1939-41
Buffamoyer, Dave	2	1978,79
Bultmann, Kurt	4	1996-99
Bunnell, David	1	2007
Burg, Alex	2	2006,07
Burgess, J.D.	2	2007,08
Burgess, Wyatt	1	1932
Burnett, John	2	1985,86
Burnette, Bill	1	1962
Burnette, Zack	3	1958-60
Burnham, Gary	4	1994-97
Byrd, Grayson	3	2017-19

C

Player	VL	Year(s)
Cagle, Mavis	2	1945,46
Caldwell, Dave	3	1975-77
Calitri, Mike	3	1998-00
Campana, Jackson	2	2013,16
Campbell, Matt	4	2011-14
Campbell, Paul	3	2015-17
Cannarella, Cam	1	2023
Carpenter, D.D.	1	1943
Carraway, Doug	2	1965,66
Carter, Chris	2	1992,93
Casanova, Adrian	2	2005,06
Casey, Greg	2	1963,64
Castelli, Bill	2	1979,80
Castles, Tom	2	1947,49
Cathcart, Joe	1	1934
Caughman, Kevin	2	2011,12
Chalk, Brad	3	2005-07
Chamblee, Lawrence	2	1929,30
Chapman, Tommy	3	1963-65
Charpia, Rusty	3	1986,88,89
Chastain, Billy	1	1988
Chavous, Clarence	3	1933-35
Childs, Ryan	3	2000-02
Clackum, Scott	2	1997,98
Clark, Harold	2	1932,33
Clark, Mat	4	2018-21
Clark, Sean	1	2006
Clayton, Nick	4	2020-23
Cleveland, Tom	1	1947
Cline, Steve	2	1973,74
Cline, Ty	2	1959,60
Clyne, Stephen	3	2005-07
Coakley, Francis	3	1939-41
Coakley, George	3	1939-41
Cobb, Bill	2	1945,46
Cohen, Earl	1	1966
Coder, Chad	1	2001
Coker, Andrew	1	2019
Coker, Butch	3	1957-59
Coker, Homer	3	1942,43,47
Coker, Larry	3	1940-42
Coker, Ray	3	1937-39
Coker, Roy	3	1952-54
Cole, Richard	2	1933,34
Coleman, Jim	1	1955
Collins, Pat	1	1997

Colvin, Tyler	3	2004-06
Compton, George	1	1955
Cone, Mickey	1	1954
Cook, Brandt	1	1999
Cook, James	2	1929,31
Cooper, Matt	3	2018-20
Corbin, Ted	1	1992
Corbitt, Tyler	2	2022,23
Coridleone, Lou	1	1959
Cositore, Vince	1	1972
Costigan, Joe	4	2011-14
Courtney, M.I.	1	1936
Couture, Mike	4	1987-90
Cowart, Lawton	3	1964-66
Cox, Andrew	4	2014-17
Cox, Carol	2	1949,50
Cox, Jay	1	2011
Cram, Josh	1	2001
Crawford, Brooks	4	2016-19
Cribb, Josh	4	2003-06
Crighton, Jack	1	2023
Crocker, Barry	1	1954
Cromwell, Patrick	2	2017,18
Crook, E.J.	1	1931
Crosby, Ralph	2	1937,38
Crosland, Ben	3	1952,54,55
Crouch, Roby	3	1950-52
Crowley, Jim	4	1988-91
Crownover, Matthew	3	2013-15
Croxton, Billy	2	1934,35
Cruz, Tomas	2	2009,10
Culberson, Ken	4	1948-51
Curler, Steve	1	1985
Curtis, John	1	1968

D

Player	VL	Year(s)
D'Alessio, Andy	4	2004-07
Daniels, Fred	3	1990-92
Dantzler, Ellis	2	1965,66
Darden, Ethan	1	2023
Davidson, Logan	3	2017-19
Davidson, Mark	1	1982
Davis, Billy	1	1983
Davis, J.H.	1	1931,33
Dawsey, Jason	3	1993-95
Deanhardt, Luke	3	1948-50
DeBerry, Fred	3	1957-59
DeBerry, Joe	3	1989-91
Decker, J.B.	1	1931
Deese, Kyle	1	2009
Dellastatious, Andy	1	1939
Delk, Trey	2	2008,09
DeLoach, Arthur	1	1937
DeMaino, L.J.	1	2002
Demarest, Alan	3	1968-70
Dench, Herman	4	2003-06
DeMoura, Eric	4	1994-97
Dempsey, A.G.	1	1951
Dempsey, Bob	1	1959
Dill, Jay	2	2022,23
Dillon, Scott	2	1985,86
Dinneen, John	2	1966,67
Dixon, Eddie	2	1969,70
Dobson, Clyde	2	1939,40
Donathan, Drew	2	2018,20
Douglass, Jesse	1	1999
Drake, Johnny	1	1956
Duffie, Will	3	1994-96
Duggar, Steven	3	2013-15
Duke, Bill	3	1980-82
Dunlap, George	1	1928
Dunlap, Gene	1	1966
Dunster, Mike	4	2011-14
Durham, W.S.	2	1934,35
Dvorsky, Nathan	1	2023
Dwyer, Chris	1	2009

E

Player	VL	Year(s)
Eckert, Tony	3	1973-75
Edmondson, Alex	2	2021,22
Edwards, Jim	2	1937,38
Eggleston, Jamie	4	1992-95
Ellis, Brian	4	1997-00
Ellisor, Dave	3	1961-63
Embler, Jason	4	1994-97
Epps, Chris	4	2008-11
Erwin, Zack	3	2013-15

Eskew, Henry	1	1928
Eskew, Jerry	1	1968
Estridge, Evan	2	2020,21
Eubanks, Alex	2	2016,17
Evans, Garrick	3	2002-04
Evans, Jim	2	1951,52
Everett, Brady	2	2003,04
Eydenberg, Mike	2	1993,94

F

Player	VL	Year(s)
Fahrney, Gary	1	1976
Fairey, Burke	4	1985-88
Fairey, Chad	4	2019,20,22,23
Farina, Alan	1	2007
Faris, Stephen	3	2004-06
Faw, Brian	2	1989,90
Felder, Brad	1	2012
Ferguson, Jesse	1	2005
Fidrych, Chris	2	2005,07
Fiorenza, Drew	2	2005,06
Firth, Scott	4	2010-13
Fish, Barry	1	1963
Fisher, Jeff	1	1985
Fisher, Leo	3	1943,47,48
Fitzsimmons, Pat	3	1973-75
Fleming, Ray	2	1946,47
Fletcher, Jake	1	2011
Foley, Bill	3	1975-77
Folger, Al	3	1936-38
Ford, Bill	2	1950,51
Fordham, Angus	2	1930,31
Foster, Chuck	2	1990,91
Fox, R.H.	1	1938
Frank, Kyle	4	1999,01-03
Frantz, Tim	1	1995
Frazier, Ron	3	1988-90
Frederick, Alex	3	2009-11
Freeman, Eddis	1	1945
Freeman, Mike	3	2008-10
Freeman, Todd	1	1978
French, Jonathan	2	2021,22
Fulton, Jay	2	1983,84

G

Player	VL	Year(s)
Gaddis, Bob	2	1948,49
Gaddis, C.J.	1	2004
Gaines, Roger	3	1952,53,55
Gallagher, Glenn	2	1980,81
Gallo, Pierce	2	2020,21
Galloway, Paul	4	1993-96
Gambrell, Sam	1	1957
Garris, Reed	2	2022,23
Garrison, Dave	1	1956
Gerhardt, Rusty	4	1969-72
Gibson, Maleekee	3	2013,15,16
Gibson, Nelson	3	1966-68
Gilbert, Geoffrey	3	2020-22
Gilbert, Jeff	3	1981-83
Gillespie, Frank	4	1943,47,49
Gilliam, Ryley	3	2016-18
Glaser, Nick	2	2000,01
Gobin, Bo	2	2018,19
Good, Jay	3	1941-43
Gordon, Austin	2	2022,23
Goren, Mike	1	2016
Gossett, Daniel	3	2012-14
Graham, Lindsay	4	1970-73
Green, Michael	1	2019
Green, Steve	1	1985
Green, Zane	4	2001-04
Greene, Jordan	4	2016-19
Greene, Khalil	4	1999-02
Grice, Caden	3	2021-23
Griffith, Owen	3	2017-19
Griffith, William	4	1947-50
Grogan, R.L.	1	1946
Guin, Greg	3	1979-81
Gullickson, Craig	2	2008,09

H

Player	VL	Year(s)
Hackenberg, Adam	3	2019-21
Hackett, Roger	1	1982
Hackle, Trent	2	1991,92
Hahn, Jeff	4	2002-05
Hair, Billy	1	1951
Hall, Ben	2	2005,06

Hall, Charlie	1	1952
Hall, Nathan	1	2023
Hall, Sam	4	2018-21
Hamilton, Hines	1	1948
Hamilton, Lin	4	1971-74
Hampton, Mike	2	1993,94
Harbeson, Gene	3	1961-63
Harbin, Taylor	3	2005-07
Harman, Casey	3	2008-10
Harrelson, Paul	4	2000-03
Harris, Jason	2	1998,99
Harrison, Donovan	1	1998
Harrison, Robert	1	1955
Harvey, Kris	3	2003-05
Haselden, David	4	2009-12
Hauser, Scott	3	1995-97

LETTERMEN

Jersild, Aaron	4	1988,90-92
Jessen, Herb	3	1940,42,43
Johnson, Addison	4	2007,09-11
Johnson, Johnny	2	1968,70
Johnson, Laval	3	1967-69
Johnson, Michael	4	2000-03
Jolly, Robert	4	2015-18
Jones, Holt	3	2018-20
Jones, Jimmy	1	1948
Jones, Johnny	2	1962,63
Joyce, Hardin	2	1947,49
Joye, Charlie	2	1943,46
Joye, J.D.	1	1931
Jordan, J.J.	1	1942
Justus, Johnny	1	1929

K		
Player	VL	Year(s)
Kaltenbach, Leo	1	1955
Kane, Jeff	1	1999
Kearse, H.H.	1	1932
Kea, Hootie	3	1949-51
Kendall, Chet	2	1990,91
Kennedy, Shane	2	2013,14
Kent, Mike	3	2010,12,13
Kenyon, Bobby	3	1978-80
Keppen, Jeff	2	1993,94
Key, Jimmy	3	1980-82
Khoury, Pete	2	1976,77
Kieboom, Spencer	3	2010-12
Kimbrell, Mike	4	1988-91
King, Don	1	1953
King, H.T.	1	1943
Kingsmore, Doug	3	1952-54
Klosterman, Ryan	1	2001
Knoebel, Fred	3	1950-52
Koch, Billy	3	1994-96
Koerner, Brody	3	2013-15

Kopp, David	3	2005-07
Kowitz, Brian	3	1988-90
Krall, Pat	3	2015-17
Krieger, Tyler	3	2013-15
Kuester, Steve	3	1968-70
Kyle, Kevin	1	2010

L		
Player	VL	Year(s)
LaBella, Barney	1	1975
Labriola, P.J.	3	2020-22
Lackey, Lleyton	1	2023
Lahey, Ed	1	1958
Lam, Elmo	3	1961-63
Lamb, Will	3	2009-11
LaMura, B.J.	3	2000-02
Landers, Bill	1	1955
Landrum, Joe	2	1946,47
Lawton, John	1	1992
Laycock, Bobby	1	1983
LeCroy, Bradley	4	1997-00
LeCroy, Matthew	3	1995-97
Lee, Alex	2	2007,08
Lee, Harry	1	1935
Lee, Larry	2	1973,74
Leggett, Tanner	2	2005,06
Lemaster, Dave	4	1980-83
Leone, Dominic	3	2010-12
Lewis, David	1	2022
Lindley, Jackson	5	2019-23
Lindsay, Herbert	1	1945
Livingston, Doug	2	1995,96
Lockhart, Mike	3	1989,91,92
Locklair, Pop	1	1941
Lodgek, Ed	1	1966
Lomax, Nicky	3	1961-63
Lombardi, Justin	1	1999
Long, Jake	2	2014,15

Looper, Tom	1	1946
Lovorn, Garrett	2	2014,16
Lowder, Clayton	2	1959,60
Lowell, Bob	3	1964,65,67
Lowery, Phillip	3	1986-88
Lucas, Landon	1	2021
Lumsden, Tyler	3	2002-04
Lynn, Dave	2	1960,61
Lynn, Kevin	2	2000,01
Lyon, Tommy	2	1962,63

M		
Player	VL	Year(s)
Macrina, Eric	4	1988-91
Magill, Richard	3	1928-30
Mahaffey, Clay	2	1928,29
Mahoney, Collin	3	2002-04
Mahoney, Mike	2	1975,81
Mahony, Bob	2	1975,76
Majkowski, Bo	4	2018-21
Malec, Mark	1	1975
Malkmus, David	1	1977
Mallon, Tom	2	1983,84
Marchal, Doug	2	1986,87
Marr, Travis	2	2018,19
Marsella, Ben	2	1963,64
Marsh, Bill	1	1957
Martin, Alex	3	2006-08
Martin, Bill	3	1942,43,47
Martin, Glenn	2	1982,83
Martin, Lynn	1	1983
Martin, Walter	1	1928
Masone, Tony	2	1978,79
Mathews, Ray	4	1948-51
Matthews, Houston	2	1976,77
Matz, Brian	3	1994-96
Mazey, Randy	4	1985-88
McCall, Jack	3	1964-66

McCall, Mike	1	1967
McCann, Brad	2	2003,04
McCleon, Dexter	2	1993,94
McCollom, Jim	4	1982-85
McCray, Ontrell	2	1996,97
McDaniel, Mark	1	1976
McDonald, Leon	2	1957,58
McGee, Joe	1	1946
McGibbon, Jon	4	2011-14
McKay, Ray	4	1948-51
McKinney, Clinton	2	2008,09
McLaurin, Charles	2	1951,52
McMakin, Lynwood	2	1946,47
McMillan, Raiford	1	1929
McMillon, Billy	3	1991-93
Meekins, Larry	2	1974,75
Melzer, Scott	3	1991-93
Meredith, Kier	4	2018-21
Meyer, Jonathan	4	2010-13
Milchin, Mike	3	1987-89
Miller, Bob	1	1933
Miller, Brad	3	2009-11
Miller, David	3	1993-95
Miller, Jeff	4	1990-93
Miller, Mitchell	1	2017
Miller, Ryan	2	2017,18
Miller, Seth	2	2001,02
Miller, Scott	2	1991,92
Mimms, Charlie	3	1942,43,46
Mitchell, D.J.	3	2006,08
Monahan, Shane	3	1993-95
Monin, Andy	4	1991-94
Moore, Gene	4	1946-49
Moore, Jack	1	1947
Moore, Joseph	1	1928
Moore, L.H.	1	1946
Moore, Ronnie	2	1964,65
Moorefield, Joseph	4	2010-13
Mork, Hoby	1	1993
Morris, Bobby	2	1953,54
Morris, Jeff	4	1990-93
Morris, Tim	1	2007
Morris, Wyman	3	1952-54
Morrow, Sam	1	1951
Moskos, Daniel	3	2005-07
Mottl, Ryan	4	1997-00
Mounce, Richard	1	2009
Moyer, Drew	2	2014,15
Munroe, Buddy	1	2007
Murphy, Brett	1	2003
Murr, Jack	1	1974
Murray, Joe	1	1952
Musselman, Ron	2	1976,77
Myers, Doby	1	1956
Myers, Pete	3	1965-67

N		
Player	VL	Year(s)
Nester, John	3	2008-10
Nilsson, Steve	3	1976-78
Nimmer, W.A.	1	1930
Nivens, H.B.	2	1929,30
Nixon, Buddy	2	1962,64
Norris, Bobby	1	1959
Northrup, Kevin	4	1989-92
Nystrom, Peter	1	1998

O		
Player	VL	Year(s)
Oakley, Frank	1	1963
O'Dell, Billy	3	1952-54
Ogburn, Mac	1	1962
Okey, Chris	3	2014-16
Olenchuk, Ty	3	2021-23
Olson, Dave	2	1961,62
O'Quinn, Jim	2	1955,56
O'Rear, Connor	2	2019,20
Owen, Jim	2	1955,56
Owen, W.H.	1	1945
Owens, Jimmy	1	1964
Owens, Randy	1	1973

P		
Player	VL	Year(s)
Pack, Tommy	2	1964,66
Padgett, Matt	3	1996-98
Pagliei, Joe	1	1953
Pandya, Rasesh	1	2021
Papp, Andrew	1	2016

Paradis, Mike	3	1997-99
Parker, Ace	2	1940,41
Parker, James	3	2019-21
Parker, Kyle	3	2008-10
Parker, Tim	3	1987,88,90
Parkins, R.A.	2	1931,32
Parmer, Bill	3	1965-67
Parrish, Scott	3	1981,83,84
Parsons, Jeff	1	1997
Pasqualini, Charlie	2	1960,61
Patterson, Choppy	1	1960
Paulling, Bob	3	1981,83,84
Paulsen, Ben	3	2007-09
Pavilack, Harry	2	1960,61
Pawlowski, John	3	1983-85
Pawlowski, John A.	3	1989-91
Pearman, Deas	1	1928
Pearman, Fred	2	1928,29
Peele, Tim	4	1988-91
Peltz, Pete	2	1977,78
Pennington, Clyde	1	1935
Phillips, Chad	4	1990-93
Pickens, Bob	1	1940
Pierce, Gene	3	2003-05
Pinder, Chase	3	2015-17
Player, W.W.	1	1929
Poe, Sam	2	1959,60
Pohl, Phil	4	2009-12
Pohle, Kevin	4	2011,12,14,15
Pomeranz, Mike	2	1987,88
Porter, Chuck	3	1974-76
Powers, Scott	3	1981,83,84
Priester, Buck	3	1930-32
Pritchard, Daniel	3	2003-05
Pritchett, Jesse	2	1936,37
Proctor, Landrum	3	1931-33
Prophet, Bill	4	1970-73
Proto, Mike	4	1998-01
Pruitt, June	1	1946
Pulaski, Mike	2	1973,74
Pumphrey, Ed	1	1964
Pyzik, Steve	4	2000-03

Q		
Player	VL	Year(s)
Qualters, Tommy	4	1975-78
Quinn, Andrew	1	1946
Quinn, Dewey	2	1946,47
Quinn, Winston	1	1946
Quintrell, Randy	4	1974-77

R		
Player	VL	Year(s)
Raffield, Carter	2	2020,21
Ramey, Endel	2	1930,31
Reader, D.J.	1	2013
Reames, Joe Don	1	1999
Reba, Steve	4	1999-02
Reed, Sheldon	2	2019,20
Reese, Gerald	1	1960
Reid, Regan	2	2020,21
Reid, Rocco	2	2022,23
Rentz, Luther	3	1942,43,47
Renwick, Adam	4	2015-18
Rhinehardt, James	1	1932
Rhodes, Rusty	2	1995,96
Rhue, Mike	1	1998
Rice, Tim	2	1983,84
Rich, Spencer	1	2022
Richard, Steve	1	2006
Richey, John	2	1935,36
Richey, R.M.	2	1933,34
Ricketts, Art	1	1961
Rigsby, Tim	2	1989,90
Riley, Ryan	1	2000
Riley, Stick	2	1945,46
Rivers, Ivey	2	1932,33
Roberson, Craig	4	1980-83
Robinson, Jerome	2	1995,96
Rohlman, Reed	3	2015-17
Rohrbaugh, Robert	3	2003-05
Roller, Jimmy	3	1959-61
Roper, Doug	3	1996,98,99
Ross, Jack	1	1946
Rowland, Joey	2	1986,87
Russ, Frank	4	1980-83
Russell, Don	3	1968-70
Russell, J.M.	1	1945
Ryan, Lanny	2	1960,62




DAVID KOPP LETTERED
THREE TIMES (2005-07).

LETTERMEN

S

Player	VL	Year(s)
Sampson, Pete	1	1975
Sanders, Henry	1	1946
Sanders, Matt	2	2008,09
Sanders, Smiley	2	1972,73
Santangelo, Lou	1	2004
Santivasci, Jerome	4	1985,87-89
Sargent, Dick	2	1963,64
Sarratt, Justin	5	2007-11
Satterfield, Shawn	2	1992,93
Sauve, Jeff	4	1992-95
Saylors, Robby	2	1952,53
Schaus, Jeff	4	2008-11
Schmidt, Clate	4	2013-16
Schmidt, Jarrod	3	2000-02
Schmitt, Paul	3	1977-79
Schnabel, Brock	2	2007,08
Schnell, Alex	4	2015-18
Schnell, Kyle	1	2013
Schroeder, Bill	3	1977-79
Schroeder, Bryan	3	1994,95,97
Scott, Ray	2	1996,97
Seibert, Kurt	3	1974-76
Severs, Johnny	3	1969-71
Sexton, Jay	2	1980,81
Shaffer, Richie	3	2010-12
Sharman, Howard	2	1964,67
Sharpe, Davis	3	2019-21
Sheaffer, Danny	1	1980
Shealy, Don	3	1955-57
Shealy, Lonnie	2	1954,55
Shepard, David	1	1996
Sherard, Hale	1	1947
Sheriff, Glenn	1	1956
Sherman, Joe	3	1932-34
Shore, Henry	3	1934-36
Shumake, Brooks	3	1982-84
Siepe, Jeff	1	1970
Simons, Neil	4	1977-80
Simpson, J.A.	1	1951
Singleton, Justin	3	1998-00
Sipp, Tony	1	2004
Slaton, Tyler	4	2012-15
Slevin, David	2	2002,03
Smith, Brodie	1	1994
Smith, Bryan	2	1981,82
Smith, Buster	3	1967-69
Smith, Dale	2	1964,65
Smith, Joe	1	1955
Smith, Jon	3	2000-02
Smith, Marquez	2	2006,07
Smith, Romaine	2	1930,31
Smith, Tad	2	1990,91
Smith, Tommy	1	1985
Smith, Tristan	1	2023
Snipes, G.L.	2	1938,39
Snyder, Brian	3	1977-79
Sommerfeld, Luke	1	2019
Spears, Derek	2	1984,85
Spiers, Bill	3	1985-87
Spiers, Bud	3	1957-59
Spiers, Carson	4	2017-20
Spiers, Michael	4	1988-91
Spies, Adam	1	1997
Sprouse, Dave	2	1959,60
Squires, Bob	1	1984
Stanley, Henri	4	1997-00
Starbuck, Mac	4	2020-23
Steele, Bill	3	1985-87
Stefan, Todd	4	1988-91
Stewart, Randy	1	1971
Stidham, Ryan	1	1991
Stolz, Jason	4	2009-12
Stone, Casey	4	1998-01
Stone, George	2	1984,85
Stoneburner, Graham	2	2008,09
Storrier, Travis	3	2004-06
Stowe, Harold	3	1957-59
Strider, Spencer	2	2018,20
Stroud, Dan	2	1947,49
Sturgeon, Chris	1	1993
Suggs, Dick	1	1959
Sullivan, Hank	1	1943
Sullivan, Mike	3	1977-79
Surber, Jon	1	2011
Sutton, George	3	1964-66
Swails, Armstrong	2	1934,35
Swanner, Jamie	1	1983



THE LATE RAY
WILLIAMS
LETTERED
FOUR TIMES
(1984-87).

Swetenburg, Dick 4 1953-56

T

Player	VL	Year(s)
Tallent, Casey	2	2022,23
Taulbee, Andy	3	1992-94
Taylor, Joe	2	1992,93
Taylor, Joey	2	1961,62
Taylor, Will	2	2022,23
Templeton, Jim	1	1957
Teodosio, Bryce	4	2018-21
Terrill, Brett	2	1974,75
Teufel, Tim	2	1979,80
Thompson, Tommy	2	1985,86
Thrailkill, Josh	3	2007,09,10
Threadgill, Henry	4	1986-89
Timmerman, J.A.	1	1945
Toney, Wales	1	2014
Toth, Bill	2	1955,56
Towns, Andrew	1	2016
Trapp, Billy	3	1978-80
Triller, Mike	4	2013-16
Triplett, Russell	4	2001-04
Tripp, David	3	1988-90
Trolia, Aaron	1	2003
Trounman, John	2	1934,35
Troyer, Camden	1	2022
Truluck, John	2	1939,40
Tucker, Steve	4	1973-76
Tyler, H.H.	1	1945

U

Player	VL	Year(s)
Ulmer, Reed	1	1948
Ulnick, Burton	1	1945
Underwood, J.F.	1	1936
Urban, Alex	1	2021
Urrico, Anthony	1	2001

V

Player	VL	Year(s)
Valiente, Roberto	2	2002,03
Van Dyke, Steve	4	1980-83
Van Horn, Hunter	1	2015
Van Volkenburg, Dave	4	1969-72
Vaughn, Matt	4	2006-09
Verner, A.C.	1	1937
Veronee, Jack	1	1961
Vessell, Jeff	1	1999
Vetzel, Taylor	1	2015
Vincent, Damon	2	1961,62
Vining, Ken	3	1994-96

W

Player	VL	Year(s)
Wagner, Max	2	2021,22
Waldrop, Kenny	1	1966
Walker, Adam	1	2003
Walling, Denny	1	1975
Ward, Adam	3	2007-09
Ward, Mike	2	1969,70
Ward, Ryan	2	1995,96

Waters, Keith	3	1966-68
Watkins, G.L.	1	1951
Watson, Charlie	3	1965-67
Watson, Mark	2	1994,95
Watson, Nat	3	1929-31
Watson, Reed	2	1966,68
Weatherly, Sam	3	2018-20
Weeks, Calvin	4	1969-72
Weems, Billy	4	1977-80
Weismann, Scott	3	2009-11
Weiss, Willie	1	2023
Welch, Scott	2	1986,87
Werner, Brian	1	1996
Wharton, Drew	4	2015-18
Whitaker, Oliver	4	1984-87
White, Craig	4	1969-71,73
White, Eli	3	2014-16
White, Matt	3	1996-98
Whitfield, Larry	1	1967
Whitfield, Mike	2	1968,69
Widmann, Stan	4	2005-08
Wiles, Lee	2	1982,83
Wilkinson, Steve	4	2011-14
Wilkie, Kyle	3	2017-19
Williams, Chris	3	2016-18
Williams, David	1	2005
Williams, Keith	2	1991,92
Williams, Ray	4	1984-87
Williams, Ricky	2	2021,22
Williams, Rodney	3	1993,95,96
Williams, Steve	4	1984-87

Williams, Walter	1	1928
Wilson, Larry	3	1956-58
Wilson, Mitch	2	1983,84
Wilson, Rick	1	1971
Wilson, Weston	3	2014-16
Winchester, Scott	3	1993-95
Wingo, Billy	4	1974-77
Wisniewski, Gene	2	1977,78
Woessner, Dave	3	1977-79
Woodruff, Foggy	1	1930
Wrenn, David	1	1965
Wright, Blake	3	2021-23
Wright, Charlie	2	1942,43
Wroblewski, Justin	1	2019
Wyatt, Steve	3	1974-76

Y

Player	VL	Year(s)
Young, Rick	2	1969,70
Youngman, Steve	2	1978,79

Z

Player	VL	Year(s)
Ziegler, Michael	3	1928-30
Zocchi, P.J.	3	2005-07
Zoltak, Matt	2	2007,08
Zupa, Ron	3	1966-68

Note: Returning players in **bold**.

HIGHEST SCORING INNINGS

CLEMSON • OVERALL

Rk	Date	Opponent	Inning	Runs
1.	3-21-1998	Maryland	3	19
2.	4-7-1979	at NC State	9	18
3.	5-23-2018	Notre Dame*	4	17
4.	4-23-1999	Georgia Tech	4	16
5.	3-14-1998	Maine ⁽²⁾	6	14
6.	3-30-1954	Washington and Lee	3	13
7.	4-2-1952	Davidson	4	12
	3-31-1974	Duke	4	12
	3-20-1978	Duke	5	12
	3-10-1987	Marshall	1	12
	2-28-1998	UNCW	3	12
	3-14-1998	Maine ⁽¹⁾	5	12
	3-26-2002	Coastal Carolina	5	12
	6-02-2002	East Carolina	6	12
	4-10-2005	Duke	8	12

* - Durham, N.C.

CLEMSON • INNING 1

Rk	Date	Opponent	Runs
1.	3-10-1987	Marshall	12
2.	3-27-1986	Maryland	11
3.	4-18-1961	South Carolina	10
	4-8-1970	at Belmont Abbey	10
	3-30-2002	Maryland	10

CLEMSON • INNING 2

Rk	Date	Opponent	Runs
1.	5-3-2004	Florida State	11
2.	5-22-1980	East Tennessee State	10

CLEMSON • INNING 3

Rk	Date	Opponent	Runs
1.	3-21-1998	Maryland	19
2.	3-30-1954	Washington and Lee	13
3.	2-28-1998	UNCW	12
4.	4-7-1999	Western Carolina	11
5.	6-3-2016	Western Carolina	10

CLEMSON • INNING 4

Rk	Date	Opponent	Runs
1.	5-23-2018	Notre Dame	17
2.	4-23-1999	Georgia Tech	16
3.	4-2-1952	Davidson	12
	3-31-1974	Duke	12
5.	5-19-2005	Miami (Fla.)	11
	5-8-2019	The Citadel	11
7.	5-3-1941	Newberry	10
	5-15-2007	College of Charleston	10

* - Durham, N.C.

CLEMSON • INNING 5

Rk	Date	Opponent	Runs
1.	3-20-1978	at Duke	12
	3-14-1998	Maine ⁽¹⁾	12
	3-26-2002	Coastal Carolina	12
4.	3-6-1998	Stetson	11
5.	3-28-1969	Buffalo	10
	4-20-1984	Maryland*	10
	4-10-1989	Western Carolina	10
	3-24-1996	Maryland	10
	3-18-1997	Coastal Carolina	10
	2-26-2000	James Madison	10
	5-15-2010	at Wake Forest	10

* - Durham, N.C.

CLEMSON • INNING 6

Rk	Date	Opponent	Runs
1.	3-14-1998	Maine ⁽²⁾	14
2.	6-2-2002	East Carolina	12
3.	3-2-1991	at UNLV	11
4.	4-17-1971	Florida State	10
	4-14-1990	NC State	10

CLEMSON • INNING 7

Rk	Date	Opponent	Runs
1.	4-17-1951	Furman	11
	4-2-1958	The Citadel	11
	4-18-2000	Elon	11
4.	3-19-1974	at Florida	10
	5-13-1982	at Georgia Southern	10

CLEMSON • INNING 8

Rk	Date	Opponent	Runs
1.	4-10-2005	Duke	12
2.	4-1-1950	at Presbyterian	11
	3-3-1975	West Virginia	11
4.	2-27-1980	Georgia	10
	4-23-2002	Furman	10

CLEMSON • INNING 9

Rk	Date	Opponent	Runs
1.	4-7-1979	at NC State	18
2.	4-14-1995	at NC State	11

OPPONENT • OVERALL

Rk	Date	Opponent	Inning	Runs
1.	4-28-1930	at South Carolina	7	13
2.	4-10-1993	at NC State	1	12
	4-23-1997	at South Carolina	5	12
4.	4-5-1997	at Florida State	6	11
5.	4-11-1929	Michigan	6	10
	3-31-1949	Duke	5	10
	3-20-1976	at Georgia Southern	8	10
	4-8-1981	at Georgia	5	10
	5-14-1994	at Georgia Tech	5	10
	5-28-1999	Missouri State*	5	10
	4-27-2013	Georgia Tech	5	10
	3-22-2022	Coastal Carolina	1	10

* - Fayetteville, Ark.

OPPONENT • INNING 1

Rk	Date	Opponent	Runs
1.	4-10-1993	at NC State	12
2.	3-22-2022	Coastal Carolina	10
3.	3-24-1950	Michigan State	8
	4-17-1985	Maryland*	8
5.	5-26-2017	Virginia^	8

* - Atlanta, Ga.; ^ - Louisville, Ky.

OPPONENT • INNING 2

Rk	Date	Opponent	Runs
1.	4-7-1937	at Erskine	9
2.	5-13-1950	The Citadel	8
	6-15-1958	Holy Cross*	8
	3-12-1972	at Florida State	8

* - Omaha, Neb.

OPPONENT • INNING 3

Rk	Date	Opponent	Runs
1.	4-18-1949	Wofford	9
	4-24-1977	Wake Forest	9
3.	4-12-1955	Maryland	8
	5-4-1962	at Wake Forest	8
	4-12-1990	at South Carolina	8
	4-19-1997	at NC State	8

OPPONENT • INNING 4

Rk	Date	Opponent	Runs
1.	5-7-1969	at Davidson	9
	5-7-2016	NC State	9
3.	3-27-1954	Ohio State*	8
	2-2-1986	at Georgia Southern	8
	5-14-2010	at Wake Forest	8
	3-23-2013	Duke ⁽²⁾	8

* - Winter Park, Fla.

OPPONENT • INNING 5

Rk	Date	Opponent	Runs
1.	4-23-1997	at South Carolina	12
2.	3-31-1949	at Duke	10
	4-8-1981	at Georgia	10
	5-14-1994	at Georgia Tech	10
	5-28-1999	Missouri State*	10
	4-27-2013	Georgia Tech	10

* - Fayetteville, Ark.

OPPONENT • INNING 6

Rk	Date	Opponent	Runs
1.	4-5-1997	at Florida State	11
2.	4-11-1929	Michigan	10
3.	4-7-1952	Wake Forest	9
	3-18-2006	at Virginia	9
5.	3-28-1985	at Virginia	8
	4-29-2005	Georgia Tech	8

OPPONENT • INNING 7

Rk	Date	Opponent	Runs
1.	4-28-1930	at South Carolina	13
2.	4-12-1955	Maryland	8
	3-28-1966	Ohio	8
	3-19-1976	at Jacksonville	8
	4-29-1983	at Western Carolina	8
	4-24-1985	at Georgia	8
	6-2-2001	at Miami (Fla.)	8
	5-11-2016	College of Charleston	8

OPPONENT • INNING 8

Rk	Date	Opponent	Runs
1.	3-20-1976	at Georgia Southern	10
2.	4-4-1949	Georgia	9
	5-8-1995	at Georgia Southern	9
4.	5-23-1966	at Florida State	8
	4-9-1969	at Georgia	8
	3-25-1997	at Western Carolina	8
	3-5-1999	Liberty	8
	4-16-2006	at Georgia Tech	8
	4-5-2008	at Miami (Fla.)	8
	5-29-2016	Florida State*	8

* - Durham, N.C.

OPPONENT • INNING 9

Rk	Date	Opponent	Runs
1.	4-19-1949	Presbyterian	9

Note: **Bold** denotes a Clemson home game.


TOP-25 NCAA STAT RANKINGS

Year	Team/Player	Category	Figure	Rk
1958	Harold Stowe	Appearances	21	1
	Harold Stowe	Innings Pitched	126.2	1
	Harold Stowe	Strikeouts	126	1
	Harold Stowe	Wins	14	1
1959	Clemson	ERA	2.47	9
	Harold Stowe	Appearances	19	2
	Harold Stowe	K/9 IP	10.8	12
1960	Clemson	Batting Average	.290	24
	Dave Lynn	HR/Game	0.36	5
	Dave Lynn	Slugging %	.708	15
1962	Clemson	HR/Game	1.6	1
	Clemson	Slugging %	.508	3
	Clemson	Batting Average	.313	4
	Clemson	Fielding %	.957	9
	Johnny Jones	Slugging %	.732	8
	Johnny Jones	Batting Average	.439	10
	Clemson	Batting Average	.282	25
1963	Clemson	Fielding %	.954	20
1964	Clemson	Batting Average	.290	14
	Rusty Adkins	Batting Average	.444	5
	Jack McCall	HR/Game	0.28	8
	Jack McCall	Slugging %	.670	16
	Rusty Adkins	Slugging %	.659	21
	Clemson	HR/Game	1.28	1
1965	Clemson	R/Game	9.1	1
	Clemson	Slugging %	.502	1
	Clemson	Batting Average	.321	2
	Clemson	Fielding %	.958	16
	George Sutton	HR/Game	0.38	3
	Jack McCall	2B/Game	0.41	4
	George Sutton	RBI/Game	1.34	6
	Rusty Adkins	3B/Game	0.21	10
	Lawton Cowart	HR/Game	0.28	10
	Lawton Cowart	RBI/Game	1.10	13
	Clemson	Fielding %	.962	8
	Clemson	ERA	2.16	22
	Bill Parmer	ERA	1.14	13
	Bill Parmer	Wins	9	18
1971	Rusty Gerhardt	Wins	11	12
1975	Clemson	ERA	2.47	14
	Clemson	Fielding %	.961	17
1976	Denny Walling	RBI/Game	1.58	1
	Denny Walling	Slugging %	.807	2
	Denny Walling	HR/Game	0.34	4
	Denny Walling	Batting Average	.421	10
	Clemson	Fielding %	.967	8
1976	Chuck Porter	Wins	12	9
	David Caldwell	3B/Game	0.16	12
	Clemson	Fielding %	.967	9
1977	Clemson	R/Game	7.8	13
	Brian Snyder	ERA	1.19	2
	Ron Musselman	Wins	12	6
	Bill Foley	HR/Game	0.27	15
	Clemson	R/Game	8.3	10
1979	Tim Teufel	RBI/Game	1.43	11
1980	Greg Guin	2B/Game	0.37	14
1981	Clemson	2B/Game	2.19	4
1982	Clemson	ERA	3.48	13
1983	Clemson	ERA	2.99	6
1984	Clemson	2B/Game	1.96	7
1985	Clemson	DP/Game	1.11	8
1986	Clemson	ERA	3.79	11
1987	Bill Spiers	3B/Game	0.17	10
1988	Clemson	2B/Game	2.35	8
	Clemson	SB/Game	2.76	9
	Clemson	ERA	3.23	13
	Brian Barnes	Strikeouts	208	1
	Brian Barnes	K/9 IP	12.8	2
1989	Brian Barnes	Wins	16	4
	John Pawlowski	ERA	1.96	19
	Clemson	R/Game	7.94	13
	Brian Kowitz	R/Game	1.32	2
	Eric Macrina	RBI/Game	1.30	6
1990	Eric Macrina	HR/Game	0.34	10
	Joe DeBerry	RBI/Game	1.17	20
	Clemson	R/Game	9.97	1
	Clemson	Winning %	.857	1
	Clemson	Wins	60	1
1991	Clemson	2B/Game	2.70	2
	Clemson	HR/Game	1.59	2
	Clemson	Slugging %	.571	5
	Clemson	Batting Average	.341	7
	Clemson	3B/Game	0.47	22
1992	Jason Angel	Wins	14	4
	Eric Macrina	HR/Game	0.35	16
	Billy McMillon	2B/Game	0.40	21
	Jason Angel	ERA	2.33	24
	Clemson	ERA	2.86	5

1993	Clemson	Winning %	.781	5
	Clemson	SB/Game	2.05	23
	Paxton Briley	ERA	1.69	5
	Kevin Northrup	SB/Game	0.73	10
	Clemson	2B/Game	2.20	13
	Clemson	3B/Game	0.45	21
1994	Chad Phillips	Wins	12	9
	Scott Winchester	Saves	10	13
	Keith Williams	RBI/Game	1.22	22
	Clemson	Wins	57	1
	Clemson	Winning %	.760	5
	Clemson	ERA	3.46	21
1995	Shane Monahan	Hits	137	1
	Shane Monahan	Runs	97	1
	Andy Taulbee	Wins	12	14
	Shane Monahan	R/Game	1.29	15
	Shane Monahan	Batting Average	.415	21
	Clemson	Wins	54	2
1996	Clemson	Winning %	.794	3
	Clemson	ERA	3.14	6
	Clemson	DP/Game	1.16	7
	Clemson	R/Game	8.38	10
	Clemson	Slugging %	.495	17
	Clemson	3B/Game	0.46	24
	Billy Koch	K/9 IP	11.5	5
	Scott Winchester	Saves	14	6
	David Miller	3B/Game	0.15	10
	Gary Burnham	2B/Game	0.41	23
	Clemson	ERA	3.03	1
1997	Clemson	Wins	51	4
	Clemson	Winning %	.750	11
	Clemson	Fielding %	.965	27
	Billy Koch	K/9 IP	12.3	3
	Kris Benson	Wins	14	T-4
	Kris Benson	ERA	2.02	5
	Kris Benson	K/9 IP	11.8	5
	Ken Vining	K/9 IP	10.6	21
1998	Clemson	HR/Game	1.48	25
	Kurt Bultmann	2B/Game	0.52	4
	Matthew LeCroy	HR/Game	0.38	25
1999	Clemson	Winning %	.729	13
	Clemson	Fielding %	.965	20
	Clemson	ERA	4.27	21
	Scott Clackum	Saves	9	T-14
2000	Clemson	2B/Game	2.45	15
	Clemson	R/Game	8.87	17
	Clemson	DP/Game	1.09	23
	Jason Harris	BB/Game	0.93	T-24
	Henri Stanley	BB/Game	0.93	T-24
Clemson	Winning %	.739	9	

	Clemson	Fielding %	.969	13
	Clemson	ERA	3.99	19
	Clemson	3B/Game	0.41	21
	Nick Glaser	Saves	15	T-6
	Ryan Riley	3B/Game	0.13	T-11
	Casey Stone	K/AB	1/18.1	18
2001	Clemson	HR/Game	1.35	16
	Clemson	Fielding %	.968	19
	Casey Stone	K/AB	1/27.4	2
	Jeff Baker	HR/Game	0.38	T-7
	Steve Reba	Winning %	.800	19
	Jeff Baker	RBI/Game	1.25	T-25
2002	Clemson	Winning %	.761	9
	Clemson	Fielding %	.971	9
	Clemson	HR/Game	1.58	11
	Clemson	Slugging %	.533	12
	Clemson	Batting Average	.324	21
	Clemson	R/Game	8.2	22
	Clemson	DP/Game	1.10	24
	Khalil Greene	Slugging %	.877	2
	Khalil Greene	Batting Average	.470	3
	Matt Henrie	Wins	13	T-4
	Steve Reba	Wins	13	T-4
	Khalil Greene	2B/Game	0.46	7
	Khalil Greene	R/Game	1.31	9
	Khalil Greene	HR/Game	0.38	11
	Jeff Baker	HR/Game	0.37	15
	Michael Johnson	HR/Game	0.35	20
	Khalil Greene	RBI/Game	1.28	22
Jeff Baker	RBI/Game	1.28	23	
Michael Johnson	Slugging %	.749	24	
2003	Clemson	DP/Game	1.11	7
	Michael Johnson	BB/Game	63	2
2004	Clemson	2B/Game	2.29	T-17
	Patrick Hogan	Saves	10	T-21
2005	Clemson	HR/Game	1.15	22
	Kris Harvey	HR/Game	0.38	6
	Taylor Harbin	2B/Game	0.42	13
	Brad Chalk	SH/Game	0.23	24
2006	Clemson	Winning %	.768	4
	Clemson	ERA	3.26	6
	Clemson	K/9 IP	8.0	17
	Clemson	HR/Game	1.16	19
	Clemson	Fielding %	.972	22
	Brad Chalk	SH/Game	0.31	6
	Andy D'Alessio	HR/Game	0.33	T-16
	Andy D'Alessio	RBI/Game	1.23	21
2007	Clemson	K/9 IP	8.3	12
	Clemson	ERA	3.73	25
	Andy D'Alessio	Home Runs	17	T-23

CHAD PHILLIPS, WHO HIT .311 WITH 10 STEALS IN HIS CAREER, WAS NINTH IN THE NATION IN WINS ON THE MOUND (12) IN 1993.



TOP-25 NCAA STAT RANKINGS



MAX WAGNER WAS IN THE TOP THREE IN THE NATION IN SLUGGING PERCENTAGE (.852) AND HOMERS (27) IN 2022.

2008	Matt Vaughn	Saves	11	T-18
	D.J. Mitchell	Strikeouts	106	T-22
2009	Clemson	ERA	3.68	5
	Clemson	Double Plays	69	T-7
	Clemson	Walks	312	9
	Clemson	H/9 IP	8.62	11
	Clemson	K/9 IP	8.3	25
	Brad Miller	Walks	53	T-11
	Ben Paulsen	Hits	95	T-22
2010	Clemson	Double Plays	81	2
	Clemson	Walks	375	3
	Clemson	Runs	600	5
	Clemson	Sacrifice Flies	42	T-5
	Clemson	DP/Game	1.16	6
	Clemson	Hits	764	8
	Clemson	Home Runs	93	T-15
	Clemson	R/Game	8.6	19
	Clemson	Stolen Bases	106	T-25
	Jeff Schaus	RBIs	87	4
	Kyle Parker	Runs	85	5
	Kyle Parker	Walks	56	T-15
	Mike Freeman	Hits	99	T-19
	Kyle Parker	R/Game	1.27	22
	Brad Miller	Walks	50	T-23
	Mike Freeman	Sacrifice Flies	7	T-25
	Kyle Parker	Home Runs	20	T-25
2011	Clemson	Sacrifice Flies	46	2
	Clemson	Hits	687	5
	Clemson	Batting Average	.318	6
	Clemson	Walks	304	6

	Clemson	Runs	449	11
	Clemson	Slugging %	.460	14
	Clemson	Stolen Bases	106	T-14
	Clemson	R/Game	7.1	15
	Clemson	H/9 IP	8.00	23
	Clemson	SB/Game	1.68	25
	Clemson	Doubles	127	T-25
	Brad Miller	On-Base %	.498	16
	Brad Miller	Batting Average	.395	25
	Spencer Kieboom	Sacrifice Flies	7	T-25
2012	Clemson	Double Plays	62	T-12
	Clemson	Walks	270	17
	Clemson	DP/Game	0.98	23
	Richie Shaffer	Walks	63	T-3
	Richie Shaffer	BB/Game	1.00	6
	Thomas Brittle	Triples	8	T-10
	Thomas Brittle	3B/Game	0.14	16
2013	Clemson	Stolen Bases	111	16
	Clemson	SB/Game	1.79	25
2014	Clemson	K/9 IP	8.1	11
	Clemson	Doubles	116	T-18
	Clemson	Stolen Bases	89	T-20
	Clemson	Sacrifice Flies	32	T-23
	Garrett Boulware	Sacrifice Flies	8	T-10
	Daniel Gossett	Strikeouts	107	22
2015	Clemson	Walks	274	18
	Steven Duggar	Walks	54	T-5
	Steven Duggar	Sacrifice Flies	8	T-10
	Steven Duggar	BB/Game	0.89	13
	Matthew Crownover	Wins	10	T-13

	Matthew Crownover	H/9 IP	5.94	20
	Zack Erwin	K/BB	5.75	21
	Matthew Crownover	ERA	1.82	25
2016	Clemson	Walks	359	2
	Clemson	Home Runs	75	T-7
	Clemson	HR/Game	1.17	11
	Clemson	Wins	44	T-13
	Clemson	Runs	461	16
	Clemson	Win %	68.8	19
	Clemson	R/Game	7.2	25
	Seth Beer	Walks	62	3
	Chris Okey	RBIs	74	3
	Seth Beer	On-Base %	.535	4
	Pat Krall	ERA	1.67	7
	Seth Beer	BB/Game	1.00	T-7
	Chase Pinder	Runs	67	T-7
	Seth Beer	Slugging %	.700	9
	Pat Krall	WHIP	0.93	10
	Seth Beer	RBIs	70	T-11
	Seth Beer	Home Runs	18	T-13
	Chris Okey	RBI/Game	1.16	15
	Chris Okey	Walks	51	T-17
	Pat Krall	Wins	10	T-18
	Weston Wilson	Sacrifice Flies	7	T-19
	Seth Beer	RBI/Game	1.13	21
	Seth Beer	HR/Game	0.29	T-23
2017	Clemson	K/BB	3.93	1
	Clemson	BB/9 IP	2.26	2
	Clemson	Shutouts	9	T-6
	Clemson	Walks	302	T-14
	Clemson	Sacrifice Flies	32	T-14
	Clemson	WHIP	1.24	17
	Clemson	Wins	42	T-18
	Clemson	Home Runs	73	T-21
	Clemson	ERA	3.59	23
	Seth Beer	Walks	64	2
	Seth Beer	BB/Game	1.02	3
	Alex Eubanks	K/BB	6.93	11
	Tyler Jackson	K/BB	6.80	12
	Tyler Jackson	BB/9 IP	1.08	14
	Seth Beer	On-Base %	.478	T-16
	Alex Eubanks	BB/9 IP	1.28	24
	Charlie Barnes	Strikeouts	113	T-24
2018	Clemson	HR/Game	1.56	2
	Clemson	Home Runs	98	T-3
	Clemson	Winning %	74.6	5
	Clemson	Walks	350	6
	Clemson	Wins	47	7
	Clemson	Slugging %	.451	25
	Seth Beer	Home Runs	22	5
	Seth Beer	HR/Game	0.35	10
	Seth Beer	Walks	54	T-12
	Chris Williams	RBI	72	T-12
	Chris Williams	Home Runs	18	T-17
	Chris Williams	RBI/Game	1.14	T-22
2019	Clemson	Home Runs	82	11
	Clemson	HR/Game	1.34	14
	Clemson	Double Plays	52	T-24
	Sam Hall	Stolen Bases	30	T-19
2020	Clemson	Shutouts	4	T-5
	Clemson	Wins	14	T-9
	Clemson	Winning %	82.4	T-17
	Sam Weatherly	H/9 IP	2.78	7
	Sam Weatherly	Strikeouts	43	T-7
	Sam Weatherly	K/9 IP	17.1	8
	Carson Spiers	Saves	4	T-17
	Bryar Hawkins	Sacrifice Flies	3	T-19
	Carson Spiers	Wins	3	T-23
2021	Kier Meredith	HBP	19	T-14
	Kier Meredith	HBP/Game	0.4	17
2022	Clemson	HR/Game	1.72	18
	Clemson	Home Runs	100	T-19
	Max Wagner	Slugging %	.852	2
	Max Wagner	Home Runs	27	T-3
	Max Wagner	HR/Game	0.47	T-4
	Max Wagner	RBI/Game	1.31	13
	Max Wagner	RBIs	76	T-13
	Max Wagner	Total Bases	173	T-17
	Max Wagner	On-Base %	.496	18
2023	Clemson	Wins	44	T-11
	Clemson	Hits	676	16
	Clemson	Winning %	69.8	17
	Clemson	ERA	4.30	19
	Clemson	Batting Average	.306	22
	Clemson	Doubles	132	T-23
	Caden Grice	H/9 IP	6.23	15
	Cam Cannarella	Hits	97	T-15
	Cam Cannarella	H/Game	1.64	17

Note: **Bold** denotes led the nation.

ACC TOURNAMENT RESULTS

Year	Site	W-L	Score	Opponent
1973	Chapel Hill, N.C.	W	10-6	Wake Forest
	Chapel Hill, N.C.	W	3-1	Virginia
	Chapel Hill, N.C.	L	4-8	NC State
	Chapel Hill, N.C.	L ⁽¹⁰⁾	2-3	NC State
1974	Raleigh, N.C.	W	6-4	North Carolina
	Raleigh, N.C.	L	2-3	Virginia
	Raleigh, N.C.	W	9-6	Virginia
	Raleigh, N.C.	W	12-5	NC State
	Raleigh, N.C.	L	6-8	NC State
1975	Chapel Hill, N.C.	L	2-7	North Carolina
	Chapel Hill, N.C.	W	15-1	Wake Forest
	Chapel Hill, N.C.	W	7-6	North Carolina
	Chapel Hill, N.C.	L	2-3	NC State
1976	Clemson, S.C.	W	2-0	Wake Forest
	Clemson, S.C.	W	2-1	Maryland
	Clemson, S.C.	W	3-2	Maryland
1977	Clemson, S.C.	W	10-3	NC State
	Clemson, S.C.	L	4-5	Wake Forest
	Clemson, S.C.	W	14-6	NC State
	Clemson, S.C.	L	9-22	Wake Forest
1978	Clemson, S.C.	W	12-1	NC State
	Clemson, S.C.	W	13-0	Duke
	Clemson, S.C.	W	7-2	Wake Forest
1980	Raleigh, N.C.	W	4-0	Wake Forest
	Raleigh, N.C.	W	9-4	Maryland
	Raleigh, N.C.	W	5-4	NC State
	Raleigh, N.C.	W	12-3	North Carolina
1981	Chapel Hill, N.C.	W ⁽¹⁰⁾	7-6	Georgia Tech
	Chapel Hill, N.C.	L	0-1	Duke
	Chapel Hill, N.C.	W ⁽¹⁰⁾	6-5	Wake Forest
	Chapel Hill, N.C.	W	7-4	North Carolina
	Chapel Hill, N.C.	W	9-2	Duke
	Chapel Hill, N.C.	W	7-5	North Carolina
1982	Chapel Hill, N.C.	W	10-9	Duke
	Chapel Hill, N.C.	W	16-2	Georgia Tech
	Chapel Hill, N.C.	L	4-6	Virginia
	Chapel Hill, N.C.	L	0-3	North Carolina
1983	Chapel Hill, N.C.	W	12-5	Virginia
	Chapel Hill, N.C.	W	8-1	NC State
	Chapel Hill, N.C.	L	5-6	North Carolina
	Chapel Hill, N.C.	W	14-7	Duke
	Chapel Hill, N.C.	W	5-2	North Carolina
	Chapel Hill, N.C.	L	1-10	North Carolina
1984	Durham, N.C.	L	5-8	Duke
	Durham, N.C.	W	7-6	Virginia
	Durham, N.C.	W	12-1	Maryland
	Durham, N.C.	L	6-7	North Carolina
1985	Atlanta, Ga.	W	17-12	Maryland
	Atlanta, Ga.	W	3-2	North Carolina
	Atlanta, Ga.	L	9-12	Georgia Tech
	Atlanta, Ga.	W	10-8	Virginia
	Atlanta, Ga.	L	5-7	Georgia Tech
1986	Durham, N.C.	W ⁽¹⁴⁾	6-5	Wake Forest
	Durham, N.C.	L	5-16	Georgia Tech
	Durham, N.C.	W ⁽¹⁰⁾	7-2	Maryland
	Durham, N.C.	L	4-6	NC State
1987	Greenville, S.C.	W	11-4	Wake Forest
	Greenville, S.C.	W	9-4	North Carolina
	Greenville, S.C.	W	8-0	NC State
	Greenville, S.C.	L	1-7	Georgia Tech
	Greenville, S.C.	L	7-11	NC State
1988	Greenville, S.C.	W	9-1	Duke
	Greenville, S.C.	L	0-1	North Carolina
	Greenville, S.C.	W	9-0	Maryland
	Greenville, S.C.	W	5-4	North Carolina
	Greenville, S.C.	L	6-7	North Carolina
1989	Greenville, S.C.	W	8-0	Maryland
	Greenville, S.C.	W	9-3	Georgia Tech
	Greenville, S.C.	W	5-4	North Carolina
	Greenville, S.C.	W	9-2	NC State
	Greenville, S.C.	W	12-4	North Carolina
1990	Greenville, S.C.	W	13-3	Duke
	Greenville, S.C.	W	7-3	Virginia
	Greenville, S.C.	L	1-3	North Carolina
	Greenville, S.C.	L	5-6	NC State
1991	Greenville, S.C.	W	13-1	Maryland
	Greenville, S.C.	W	7-2	Wake Forest
	Greenville, S.C.	W	6-5	Georgia Tech
	Greenville, S.C.	W ⁽¹¹⁾	7-4	Virginia
	Greenville, S.C.	W	24-8	Georgia Tech
1992	Greenville, S.C.	W ⁽¹⁰⁾	3-2	Virginia
	Greenville, S.C.	W	5-2	Florida State
	Greenville, S.C.	L	1-11	NC State
	Greenville, S.C.	W	5-4	Georgia Tech
	Greenville, S.C.	W	11-0	Florida State
	Greenville, S.C.	L	3-7	NC State
1993	Greenville, S.C.	W	4-2	Duke
	Greenville, S.C.	W	6-1	Florida State

	Greenville, S.C.	W	9-8	Georgia Tech
	Greenville, S.C.	W	7-4	North Carolina
	Greenville, S.C.	L	5-7	Florida State
	Greenville, S.C.	W	11-7	NC State
1994	Greenville, S.C.	W	7-1	Maryland
	Greenville, S.C.	W	17-5	NC State
	Greenville, S.C.	W	9-6	Georgia Tech
	Greenville, S.C.	L	4-10	Florida State
	Greenville, S.C.	W	4-1	Florida State
1995	Greenville, S.C.	W	10-0	Maryland
	Greenville, S.C.	W	6-4	North Carolina
	Greenville, S.C.	W	11-0	Florida State
	Greenville, S.C.	W	16-7	NC State
	Greenville, S.C.	L	2-12	Florida State
	Greenville, S.C.	L	2-8	Florida State
1996	Chapel Hill, N.C.	W	6-1	Duke
	Chapel Hill, N.C.	W	6-1	Georgia Tech
	Durham, NC	L	2-4	Virginia
	Durham, NC	L	1-2	Florida State
1997	St. Petersburg, Fla.	W	8-6	Wake Forest
	St. Petersburg, Fla.	W	7-4	Georgia Tech
	St. Petersburg, Fla.	L	4-8	Florida State
	St. Petersburg, Fla.	W ⁽¹⁰⁾	11-6	NC State
	St. Petersburg, Fla.	L	0-10	Florida State
1998	Durham, N.C.	L	1-4	North Carolina
	Durham, N.C.	L	6-10	Georgia Tech
1999	Durham, N.C.	W	7-6	NC State
	Durham, N.C.	L	3-6	Wake Forest
	Durham, N.C.	W	7-6	Maryland
	Durham, N.C.	W	8-7	Florida State
	Durham, N.C.	L	5-9	Wake Forest
2000	Fort Mill, S.C.	W	9-5	Virginia
	Fort Mill, S.C.	W	8-4	Florida State
	Fort Mill, S.C.	L	8-9	Georgia Tech
	Fort Mill, S.C.	W	12-5	Virginia
	Fort Mill, S.C.	L	4-8	Georgia Tech
2001	Fort Mill, S.C.	L	3-7	Virginia
	Fort Mill, S.C.	W	7-6	North Carolina
	Fort Mill, S.C.	L	4-5	Florida State
2002	St. Petersburg, Fla.	W	10-0	Georgia Tech
	St. Petersburg, Fla.	L	4-9	Florida State
	St. Petersburg, Fla.	W	5-3	NC State
	St. Petersburg, Fla.	W	8-6	Wake Forest
	St. Petersburg, Fla.	L	1-4	Florida State
2003	Salem, Va.	L	2-10	North Carolina
	Salem, Va.	L	4-7	Duke
2004	Salem, Va.	W	7-6	North Carolina
	Salem, Va.	L ⁽¹³⁾	7-11	Georgia Tech
	Salem, Va.	W	12-1	NC State

RECORDS BY SITE & OPPONENT

Site	Years	W-L	Runs	Titles
Atlanta, Ga.	1	3-2	44-41	0
Clemson, S.C.	3	8-2	76-42	2
Chapel Hill, N.C.	5	17-9	168-111	1
Charlotte, N.C.	2	1-3	29-47	0
Durham, N.C.	13	22-20	260-226	2
Fort Mill, S.C.	2	4-4	55-49	0
Greensboro, N.C.	3	4-5	45-48	0
Greenville, S.C.	9	35-12	349-196	4
Jacksonville, Fla.	4	9-6	89-73	1
Louisville, Ky.	1	0-2	5-16	0
Raleigh, N.C.	2	7-2	65-37	1
St. Petersburg, Fla.	2	6-4	58-56	0
Salem, Va.	2	2-4	37-41	0
Totals	49	118-75	1280-983	11

Team	W-L	Runs
Boston College	1-1	9-8
Duke	9-5	99-60
Florida State	10-13	120-125
Georgia Tech	17-11	219-168
Louisville	3-1	29-21
Maryland	12-0	104-30
Miami (Fla.)	5-2	36-27
NC State	18-12	221-160
North Carolina	17-14	160-160
Notre Dame	1-0	21-4
Virginia	11-9	109-101
Virginia Tech	1-2	28-32
Wake Forest	13-5	125-87
Totals	118-75	1280-983

	Salem, Va.	L	5-6	North Carolina		Durham, N.C.	L ⁽¹⁴⁾	7-12	North Carolina
2005	Jacksonville, Fla.	L	1-8	Virginia		Durham, N.C.	L	0-7	Miami (Fla.)
	Jacksonville, Fla.	W	9-1	Miami (Fla.)	2014	Greensboro, N.C.	W	5-3	Duke
	Jacksonville, Fla.	W	5-4	NC State		Greensboro, N.C.	W	3-2	Miami (Fla.)
	Jacksonville, Fla.	L	4-5	Virginia		Greensboro, N.C.	L	0-3	Georgia Tech
2006	Jacksonville, Fla.	W ⁽⁷⁾	13-1	Wake Forest		2015	Durham, N.C.	L	1-3
	Jacksonville, Fla.	W	3-2	Georgia Tech	Durham, N.C.	W	7-2	Louisville	
	Jacksonville, Fla.	L ⁽¹⁰⁾	7-8	Georgia Tech	Durham, N.C.	L	3-6	North Carolina	
	Jacksonville, Fla.	W	16-11	Georgia Tech	2016	Durham, N.C.	W	5-4	Virginia
Jacksonville, Fla.	W	8-4	NC State	Durham, N.C.		W	5-3	Louisville	
2007	Jacksonville, Fla.	W ⁽¹³⁾	5-4	Miami (Fla.)	Durham, N.C.	W	5-4	Wake Forest	
	Jacksonville, Fla.	L	2-3	Wake Forest	Durham, N.C.	W	18-13	Florida State	
2008	Jacksonville, Fla.	W	5-1	Florida State	2017	Louisville, Ky.	L	3-6	Duke
	Jacksonville, Fla.	L	1-7	Miami (Fla.)		Louisville, Ky.	L	2-10	Virginia
	Jacksonville, Fla.	L ⁽⁷⁾	0-10	NC State	2018	Durham, N.C.	W ⁽⁷⁾	21-4	Notre Dame
Jacksonville, Fla.	W	10-4	Georgia Tech	Durham, N.C.		W	7-1	Miami (Fla.)	
2009	Durham, N.C.	L	5-6	Virginia	Durham, N.C.	L	4-5	Florida State	
	Durham, N.C.	L	4-10	Duke	2019	Durham, N.C.	L ⁽¹¹⁾	5-7	Boston College
	Durham, N.C.	W ⁽¹¹⁾	4-3	North Carolina		Durham, N.C.	W	7-1	Louisville
2010	Greensboro, N.C.	L	8-13	NC State	2021	Charlotte, N.C.	L	10-15	Louisville
	Greensboro, N.C.	L	8-9	Virginia Tech		Charlotte, N.C.	W	11-5	Georgia Tech
	Greensboro, N.C.	W	9-3	Georgia Tech	2022	Charlotte, N.C.	L	2-9	North Carolina
2011	Durham, N.C.	W	9-0	Georgia Tech		Charlotte, N.C.	L	6-18	Virginia Tech
	Durham, N.C.	L	3-6	Florida State	2023	Durham, N.C.	W	14-5	Virginia Tech
	Durham, N.C.	W	6-3	NC State		Durham, N.C.	W	4-1	Boston College
Durham, N.C.	W	6-3	NC State	Durham, N.C.		W	10-4	North Carolina	
2012	Greensboro, N.C.	L	2-3	Virginia	Durham, N.C.	W	11-5	Miami (Fla.)	
	Greensboro, N.C.	W	9-7	Florida State					
	Greensboro, N.C.	L	1-5	Georgia Tech					
2013	Durham, N.C.	L	3-6	NC State					

Totals			118-75 (.611)	49	Tourneys
Note: Championship-clinching wins in bold .					


Note: Championship-clinching wins in **bold**.



CLEMSON CAPTURED ITS 11TH ACC TOURNAMENT TITLE WITH AN 11-5 WIN OVER MIAMI (FLA.) IN 2023.

NCAA TOURNAMENT RESULTS

Year	Site	W-L	Score	Opponent
1947	Charlotte, N.C.	L	2-8	Alabama
	Charlotte, N.C.	W	8-3	Auburn
	Charlotte, N.C.	W	1-0	Alabama
	Charlotte, N.C.	W	4-1	Alabama
	New Haven, Conn.	L	3-7	Yale
1950	Kannapolis, N.C.	L	1-6	Alabama
	Kannapolis, N.C.	L	2-4	Kentucky
1958	Gastonia, N.C.	L	6-8	Florida
	Gastonia, N.C.	W	4-2	George Washington
	Gastonia, N.C.	W ⁽¹⁰⁾	8-5	Florida State
	Gastonia, N.C.	W	15-14	Florida
	Gastonia, N.C.	W	3-1	Florida
	* Omaha, Neb.	W	3-1	Arizona
	* Omaha, Neb.	L	4-17	Holy Cross
	* Omaha, Neb.	L	3-5	Western Michigan
1959	Gastonia, N.C.	W	9-6	Georgia Tech
	Gastonia, N.C.	W	24-2	Florida State
	Gastonia, N.C.	W	5-0	Florida State
	* Omaha, Neb.	L ⁽¹²⁾	2-3	Arizona
	* Omaha, Neb.	W	7-1	Colorado State
	* Omaha, Neb.	L	0-7	Penn State
1967	Gastonia, N.C.	L	3-5	Florida State
	Gastonia, N.C.	W	5-0	West Virginia
	Gastonia, N.C.	W	6-4	Florida State
	Gastonia, N.C.	W	3-2	Auburn
	Gastonia, N.C.	L ⁽¹³⁾	5-6	Auburn
1975	Ypsilanti, Mich.	L	3-5	Eastern Michigan
	Ypsilanti, Mich.	L	4-5	Penn State
1976	Columbia, S.C.	W	13-2	Furman
	Columbia, S.C.	W	10-4	South Carolina
	Columbia, S.C.	W	6-2	Furman
	* Omaha, Neb.	W	9-4	Auburn
	* Omaha, Neb.	L ⁽¹⁰⁾	2-3	Eastern Michigan
	* Omaha, Neb.	L	6-10	Arizona
1977	Coral Gables, Fla.	W	8-7	Ole Miss
	Coral Gables, Fla.	W	7-2	Miami (Fla.)
	Coral Gables, Fla.	L	3-10	Miami (Fla.)
	Coral Gables, Fla.	W	10-9	Miami (Fla.)
	* Omaha, Neb.	L	7-10	Arizona State
	* Omaha, Neb.	W	13-4	Temple
	* Omaha, Neb.	L	0-1	Cal State LA
1978	Coral Gables, Fla.	W	8-5	Miami (Fla.)
	Coral Gables, Fla.	L	3-9	Marshall
	Coral Gables, Fla.	L	5-7	Miami (Fla.)
1979	Coral Gables, Fla.	W	8-4	Georgia Southern
	Coral Gables, Fla.	L	1-2	Miami (Fla.)
	Coral Gables, Fla.	W	2-0	Georgia Southern
	Coral Gables, Fla.	L	1-4	Miami (Fla.)
1980	Clemson, S.C.	W	22-4	East Tennessee State
	Clemson, S.C.	W	6-2	South Carolina
	Clemson, S.C.	W	17-12	South Carolina
	* Omaha, Neb.	L	5-13	Miami (Fla.)
	* Omaha, Neb.	L	4-6	California
1981	Clemson, S.C.	L	2-7	Wichita State
	Clemson, S.C.	L	1-2	East Tennessee State
1987	Huntsville, Ala.	W	8-0	West Virginia
	Huntsville, Ala.	W	6-3	Seton Hall
	Huntsville, Ala.	L	5-6	Arkansas
	Huntsville, Ala.	W	6-3	Auburn
	Huntsville, Ala.	L	2-4	Arkansas
1988	New Britain, Conn.	W ⁽¹⁹⁾	3-2	Fordham
	New Britain, Conn.	L	1-6	Rutgers
	New Britain, Conn.	W	11-1	St. John's
	New Britain, Conn.	L	7-8	Kentucky
1989	Tallahassee, Fla.	W	6-2	Stetson
	Tallahassee, Fla.	L	7-14	Auburn
	Tallahassee, Fla.	W	13-5	Stetson
	Tallahassee, Fla.	W	11-1	Auburn
	Tallahassee, Fla.	L	1-8	Florida State
1990	Austin, Texas	L	6-9	Creighton
	Austin, Texas	W	8-5	UT Arlington
	Austin, Texas	L	3-4	Creighton
1991	Orono, Maine	W	13-5	Princeton
	Orono, Maine	W	8-3	Villanova
	Orono, Maine	W	10-9	Mississippi State
	Orono, Maine	W	13-5	Maine
	* Omaha, Neb.	L	4-8	Creighton
	* Omaha, Neb.	L	11-12	Long Beach State
1992	Starkville, Miss.	W	8-4	Yale
	Starkville, Miss.	L	5-6	UCLA
	Starkville, Miss.	L	6-7	Oklahoma
1993	Knoxville, Tenn.	W	7-3	Rutgers
	Knoxville, Tenn.	W	10-3	Fresno State
	Knoxville, Tenn.	L	4-11	Fresno State
	Knoxville, Tenn.	L	1-9	Kansas
1994	Clemson, S.C.	W	5-1	The Citadel
	Clemson, S.C.	L	1-8	Notre Dame
	Clemson, S.C.	W	6-1	Old Dominion



**JOHN HINSON'S
21 HITS IN THE
2010 NCAA
TOURNAMENT
ARE THE MOST
BY A TIGER
IN AN NCAA
TOURNAMENT.**

Clemson, S.C.	L	5-11	Auburn
1995	Clemson, S.C.	W	8-4 Navy
	Clemson, S.C.	W	11-5 Jacksonville
	Clemson, S.C.	W	9-5 Winthrop
	Clemson, S.C.	W	7-4 Alabama
	* Omaha, Neb.	L	1-3 Tennessee
	* Omaha, Neb.	L	3-8 Stanford
1996	Clemson, S.C.	W	9-1 Charleston Southern
	Clemson, S.C.	W	5-1 Old Dominion
	Clemson, S.C.	W	6-3 West Virginia
	Clemson, S.C.	W	12-5 Tennessee
	* Omaha, Neb.	L	3-7 Miami (Fla.)
	* Omaha, Neb.	W ⁽¹⁰⁾	8-5 Oklahoma State
	* Omaha, Neb.	W	14-13 Alabama
	* Omaha, Neb.	L	5-14 Miami (Fla.)
1997	Lubbock, Texas	W	13-9 Nevada
	Lubbock, Texas	L	6-10 Rice
	Lubbock, Texas	L	7-12 Texas State
1998	Clemson, S.C.	W	12-3 The Citadel
	Clemson, S.C.	L ⁽¹⁶⁾	1-2 South Alabama
	Clemson, S.C.	L	5-8 Southern California
1999	Fayetteville, Ark.	L	5-23 Missouri State
	Fayetteville, Ark.	W	17-3 Delaware
	Fayetteville, Ark.	W	12-4 Arkansas
	Fayetteville, Ark.	W	8-7 Missouri State
	Fayetteville, Ark.	W	7-5 Missouri State
	College Station, Texas	L	3-20 Texas A&M
	College Station, Texas	W	10-3 Texas A&M
	College Station, Texas	L	4-5 Texas A&M
2000	Clemson, S.C.	W	4-0 Middle Tennessee
	Clemson, S.C.	W	9-3 Illinois
	Clemson, S.C.	W	21-3 Middle Tennessee
	Clemson, S.C.	W	11-4 Mississippi State
	Clemson, S.C.	W	9-4 Mississippi State
	* Omaha, Neb.	W	10-6 San Jose State
	* Omaha, Neb.	L	4-10 Stanford
	* Omaha, Neb.	L	4-5 Louisiana
2001	Clemson, S.C.	W	4-1 William & Mary
	Clemson, S.C.	W	24-4 Seton Hall
	Clemson, S.C.	W	8-2 Seton Hall
	Coral Gables, Fla.	L	8-10 Miami (Fla.)
	Coral Gables, Fla.	L	6-14 Miami (Fla.)

2002	Clemson, S.C.	W	15-1 Georgia Southern
	Clemson, S.C.	W	4-2 East Carolina
	Clemson, S.C.	W	21-1 East Carolina
	Clemson, S.C.	L	6-9 Arkansas
	Clemson, S.C.	W	8-7 Arkansas
	Clemson, S.C.	W	7-4 Arkansas
	* Omaha, Neb.	W	11-10 Nebraska
	* Omaha, Neb.	W	9-7 Georgia Tech
	* Omaha, Neb.	L	4-12 South Carolina
	* Omaha, Neb.	L	2-10 South Carolina
2003	Auburn, Ala.	L	8-10 Ohio State
	Auburn, Ala.	W ⁽¹⁰⁾	7-6 Princeton
	Auburn, Ala.	L	0-15 Auburn
2004	Athens, Ga.	W	10-6 Birmingham-Southern
	Athens, Ga.	L	3-6 Georgia
	Athens, Ga.	W	5-4 Birmingham-Southern
	Athens, Ga.	W	10-9 Georgia
	Athens, Ga.	L ⁽¹⁰⁾	6-7 Georgia
2005	Clemson, S.C.	W	12-2 North Carolina A&T
	Clemson, S.C.	W	6-0 College of Charleston
	Clemson, S.C.	W	8-3 Oral Roberts
	Waco, Texas	W	4-2 Baylor
	Waco, Texas	L	1-7 Baylor
	Waco, Texas	L	1-6 Baylor
2006	Clemson, S.C.	W	3-0 UNC Asheville
	Clemson, S.C.	W	13-3 Elon
	Clemson, S.C.	W	8-6 Mississippi State
	Clemson, S.C.	W	11-8 Oral Roberts
	Clemson, S.C.	W	6-5 Oral Roberts
	* Omaha, Neb.	W	8-4 Georgia Tech
	* Omaha, Neb.	L	0-2 North Carolina
	* Omaha, Neb.	L	6-7 Cal State Fullerton
2007	Myrtle Beach, S.C.	W	3-2 St. John's
	Myrtle Beach, S.C.	W	11-8 Coastal Carolina
	Myrtle Beach, S.C.	W	15-3 Coastal Carolina
	Starkville, Miss.	L	6-8 Mississippi State
	Starkville, Miss.	L	5-8 Mississippi State
2009	Clemson, S.C.	W	5-4 Tennessee Tech
	Clemson, S.C.	L	2-3 Oklahoma State
	Clemson, S.C.	W	10-0 Tennessee Tech
	Clemson, S.C.	W	15-1 Oklahoma State
	Clemson, S.C.	W	6-5 Oklahoma State

NCAA TOURNAMENT RECORDS

APPEARANCES

Rk	Team	App.
1.	Texas	62
2.	Florida State	59
3.	Miami (Fla.)	49
4.	Oklahoma State	48
5.	Clemson	45
6.	Arizona State	41
	Cal State Fullerton	41
8.	Oklahoma	39
9.	Arizona	38
	Florida	38
	Stanford	38

COLLEGE WORLD SERIES APPEARANCES

Rk	Team	App.
1.	Texas	38
2.	Miami (Fla.)	25
3.	Florida State	23
4.	Arizona State	22
5.	Southern California	21
6.	Oklahoma State	20
7.	LSU	19
	Stanford	19
9.	Arizona	18
	Cal State Fullerton	18
11.	Florida	13
12.	Clemson	12
	Mississippi State	12
14.	Arkansas	11
	North Carolina	11
	Oklahoma	11
	South Carolina	11
18.	Northern Colorado	10

	Tempe, Ariz.	L	4-7	Arizona State
	Tempe, Ariz.	L	2-8	Arizona State
2010	Auburn, Ala.	W	10-1	Southern Mississippi
	Auburn, Ala.	W	5-2	Auburn
	Auburn, Ala.	L	10-11	Auburn
	Auburn, Ala.	W	13-7	Auburn
	Clemson, S.C.	L	4-5	Alabama
	Clemson, S.C.	W	19-5	Alabama
	Clemson, S.C.	W	8-6	Alabama
	* Omaha, Neb.	W	6-3	Arizona State
	* Omaha, Neb.	W	6-4	Oklahoma
	* Omaha, Neb.	L	1-5	South Carolina
	* Omaha, Neb.	L	3-4	South Carolina
2011	Clemson, S.C.	W	11-1	Sacred Heart
	Clemson, S.C.	W	12-7	Coastal Carolina
	Clemson, S.C.	L	6-7	UConn
	Clemson, S.C.	L	1-14	UConn
2012	Columbia, S.C.	W	11-3	Coastal Carolina
	Columbia, S.C.	L ⁽¹²⁾	4-5	South Carolina
	Columbia, S.C.	W	5-3	Coastal Carolina
	Columbia, S.C.	L	3-4	South Carolina
2013	Columbia, S.C.	L	3-8	Liberty
	Columbia, S.C.	W	10-2	Saint Louis
	Columbia, S.C.	L	1-3	Liberty
2014	Nashville, Tenn.	L	1-18	Oregon
	Nashville, Tenn.	L	4-6	Xavier
2015	Fullerton, Calif.	L	4-7	Arizona State
	Fullerton, Calif.	L	8-10	Pepperdine
2016	Clemson, S.C.	W	24-10	Western Carolina
	Clemson, S.C.	L	2-12	Oklahoma State
	Clemson, S.C.	W	15-3	Western Carolina
	Clemson, S.C.	L	2-9	Oklahoma State
2017	Clemson, S.C.	W	5-4	UNC Greensboro
	Clemson, S.C.	L	4-9	Vanderbilt
	Clemson, S.C.	W	6-3	UNC Greensboro
	Clemson, S.C.	W	6-0	Vanderbilt
	Clemson, S.C.	L	0-8	Vanderbilt
2018	Clemson, S.C.	W ⁽¹⁰⁾	4-3	Morehead State
	Clemson, S.C.	L	3-4	Vanderbilt
	Clemson, S.C.	W	9-8	St. John's
	Clemson, S.C.	L	6-19	Vanderbilt
2019	Oxford, Miss.	W	8-4	Illinois
	Oxford, Miss.	L	1-6	Ole Miss
	Oxford, Miss.	L	2-9	Jacksonville State
2023	Clemson, S.C.	W	12-5	Lipscomb
	Clemson, S.C.	L ⁽¹⁴⁾	5-6	Tennessee
	Clemson, S.C.	L	2-3	Charlotte

Totals 122-97 (.557) 45 Tournaments

* - College World Series; Note: Championship-clinching wins in **bold**.

WEEKLY RANKINGS

1987

Date	BA	CB
Pre	---	---
2-16	14	---
2-23	13	---
3-2	13	---
3-9	13	20
3-16	10	8
3-23	10	7
3-30	8	8
4-6	8	10
4-13	9	6
4-20	9	7
4-27	11	12
5-4	9	11
5-11	9	9
5-18	10	13
5-26	10	10
Final	10	10

1988

Date	BA	CB
Pre	---	---
2-21	---	---
3-1	---	---
3-8	23	17
3-15	19	9
3-22	20	17
3-29	20	20
4-5	16	17
4-12	12	13
4-19	12	10
4-26	11	7
5-3	11	6
5-10	10	7
5-17	14	13
5-24	14	8
Final	15	21

1989

Date	BA	CB
Pre	13	15
2-13	14	16
2-20	13	16
2-27	15	21
3-6	13	19
3-13	14	14
3-20	13	14
3-27	14	11
4-3	11	10
4-10	8	7
4-17	12	9
4-24	16	15
5-1	18	---
5-8	18	24
5-15	25	---
5-22	19	16
Final	14	14

1990

Date	BA	CB
Pre	20	20
2-13	20	20
2-20	20	18
2-27	18	16
3-6	18	16
3-13	18	14
3-20	17	12
3-27	25	19
4-3	---	---
4-10	---	---
4-17	---	---
4-24	---	---
5-1	22	18
5-8	---	23
5-15	---	23
5-22	---	---
5-29	---	---
Final	---	---

1991

Date	BA	CB
Pre	---	22
2-12	---	22
2-19	---	22
2-26	---	22
3-5	18	22
3-12	16	23
3-19	15	14

3-26	14	16
4-2	13	13
4-9	11	10
4-16	11	11
4-23	6	8
4-30	5	6
5-6	5	5
5-13	4	5
5-20	4	4
5-27	4	3
Final	4	8

1992

Date	BA	CB
Pre	18	24
2-17	18	24
2-24	16	22
3-2	14	18
3-9	10	9
3-16	10	6
3-23	8	7
3-30	5	4
4-7	4	3
4-14	3	2
4-21	3	2
4-28	4	3
5-5	4	4
5-12	4	3
5-19	5	6
5-26	7	10
Final	7	10

1993

Date	BA	CB	USA
Pre	19	21	20
2-8	20	21	20
2-22	22	---	22
3-1	20	25	22
3-8	24	---	18
3-15	24	---	16
3-22	---	---	19
3-29	---	---	22
4-5	---	---	18
4-12	---	---	16
4-19	---	---	17
4-26	---	---	22
5-3	---	---	19
5-10	22	---	15
5-17	22	25	12
5-24	16	22	11
Final	17	17	16

1994

Date	BA	CB	USA
2-14	---	25	NP
2-21	---	17	NP
2-28	---	22	NP
3-7	---	15	NP
3-14	---	7	NP
3-21	---	7	NP
3-28	15	14	7
4-4	13	12	7
4-11	8	7	5
4-18	8	6	4
4-25	9	4	5
5-2	6	1	2
5-9	3	1	1
5-16	1	1	1
5-23	1	1	1
5-31	4	9	NP
Final	4	9	9

1995

Date	BA	CB	USA
Pre	5	4	5
2-13	5	4	5
2-20	9	8	7
2-27	8	8	7
3-6	6	6	4
3-13	4	5	4
3-20	2	2	2
3-27	1	1	1
4-3	3	3	4
4-10	2	2	3
4-17	2	2	2
4-24	5	4	6
5-1	3	4	3
5-8	3	4	3
5-15	5	7	5

5-22	4	5	6
5-29	4	4	5
Final	8	8	8

1996

Date	BA	CB	USA
Pre	7	21	8
2-13	7	21	NP
2-20	11	22	19
2-27	10	18	15
3-5	5	9	8
3-12	5	5	6
3-19	6	10	9
3-26	7	9	7
4-2	9	9	8
4-9	9	9	7
4-16	4	8	4
4-23	7	12	8
4-30	11	16	9
5-7	6	10	8
5-14	5	8	5
5-21	8	10	9
5-27	5	7	NP
Final	5	4	4

1997

Date	BA	CB	USA
Pre	22	17	18
2-10	22	17	NP
2-17	22	17	13
2-24	19	10	11
3-3	21	12	13
3-10	13	12	12
3-17	11	10	10
3-24	16	15	13
3-31	17	18	13
4-7	---	25	15
4-14	---	---	17
4-21	---	---	22
4-28	---	---	23
5-5	---	---	21
5-12	---	---	20
5-19	---	25	22
5-26	---	---	NP
Final	---	---	24

1998

Date	BA	CB	USA
Pre	---	16	22
2-9	23	16	NP
2-16	23	16	16
2-23	21	14	13
3-2	16	10	10
3-9	12	5	7
3-16	10	5	6
3-23	8	4	4
3-30	7	5	4
4-6	7	5	3
4-13	9	8	7
4-20	8	7	4
4-27	7	7	3
5-4	8	10	5
5-11	13	18	9
5-18	18	18	14
5-25	21	23	NP
Final	21	23	19

1999

Date	BA	CB	USA
Pre	14	20	16
2-8	14	22	NP
2-15	11	20	13
2-22	12	20	14
3-1	19	---	22
3-8	---	---	---
3-15	---	---	---
3-22	---	---	---
3-29	---	---	---
4-5	---	---	---
4-12	---	---	---
4-19	---	---	---
4-26	---	23	---
5-3	---	23	---
5-10	---	19	---
5-17	---	19	---
5-24	24	16	---
5-31	17	12	NP
6-7	17	13	NP
Final	17	13	14

2000

Date	BA	CB	USA
Pre	24	11	15
2-7	19	NP	NP
2-14	19	11	18
2-21	17	9	13
2-28	15	8	12
3-6	16	8	10
3-13	10	4	7
3-20	7	1	5
3-27	4	1	4
4-3	9	8	7
4-10	7	6	6
4-17	9	7	6
4-24	7	7	5
5-1	8	9	8
5-8	6	8	6
5-15	7	6	7
5-22	9	8	8
5-29	7	5	NP
6-5	3	3	NP
Final	7	6	5

2001

Date	BA	CB	USA
Pre	10	5	5
2-5	10	5	NP
2-12	13	5	8
2-19	14	10	10
2-26	14	13	13
3-5	14	13	15
3-12	14	10	14
3-19	14	10	11
3-26	13	14	12
4-2	11	8	12
4-9	17	17	18
4-16	12	13	18
4-23	12	12	15
4-30	17	14	16
5-7	17	13	16
5-14	15	13	17
5-21	19	14	20
5-28	17	12	NP
6-4	17	13	NP
Final	17	13	14

2002

Date	BA	CB	USA
Pre	2	6	5
2-11	2	4	4
2-18	3	4	4
2-25	2	3	3
3-4	2	3	3
3-11	2	2	2
3-18	2	2	2
3-25	2	1	1
4-1	1	1	1
4-8	1	1	1
4-15	1	1	1
4-22	1	1	1
4-29	1	1	1
5-6	1	1	1
5-13	1	1	1
5-20	6	6	5
5-27	5	7	4
6-3	5	5	NP
6-10	4	4	NP
Final	3	3	3

2003

Date	BA	CB	USA
Pre	19	18	15
2-3	NP	18	NP
2-10	19	18	14
2-17	18	17	12
2-24	19	19	18
3-3	19	19	18
3-10	19	19	18
3-17	17	14	16
3-24	14	10	13
3-31	20	15	17
4-7	18	13	14
4-14	19	15	15
4-21	---	23	20
4-28	20	16	14
5-5	20	15	14
5-12	---	---	19
5-19	24	21	17
5-26	---	---	21

6-2	---	---	NP
6-9	---	---	NP
Final	---	---	---

2004

Date	BA	CB	USA
Pre	11	17	13
2-9	11	17	14
2-16	11	17	14
2-23	11	17	11
3-1	18	---	25
3-8	25	---	---
3-15	---	---	---
3-22	---	---	---
3-29	---	---	---
4-5	---	23	---
4-12	---	---	---
4-19	---	17	---
4-26	22	11	25
5-3	---	13	---
5-10	---	20	---
5-17	---	---	---
5-24	---	22	---
5-31	---	22	---
6-7	---	---	---
6-14	---	---	NP
Final	---	---	---

2005

Date	BA	CB	USA
Pre	---	21	23
2-7	---	21	23
2-14	---	21	24
2-21	---	---	---
2-28	---	24	---
3-7	---	---	---
3-14	---	---	---
3-21	---	---	---
3-28	---	---	---
4-4	---	---	---
4-11	---	---	---
4-18	---	---	---
4-25	---	---	---
5-2	---	---	---
5-9	---	---	---
5-16	---	24	---
5-23	20	12	19
5-30	15	12	19
6-7	13	12	NP
6-14	14	13	NP
Final	14	13	16

2006

Date	BA	CB
------	----	----

WEEKLY RANKINGS

2018					
Date	BA	CB	D1	NCBWA	PG USA
Pre	12	15	---	19	24 21
2-19	11	12	25	16	22 NP
2-26	10	7	14	14	16 NP
3-5	10	6	12	13	16 11
3-12	5	2	10	10	13 9
3-19	12	10	14	16	14 5
3-26	12	8	12	14	12 12
4-2	8	6	11	9	9 9
4-9	7	3	11	8	8 8
4-16	14	13	17	16	12 15
4-23	14	14	12	12	8 10
4-30	10	8	10	8	6 9
5-7	8	5	8	7	5 6
5-14	9	4	8	7	5 7
5-21	6	4	6	5	4 5
5-28	7	2	7	5	7 7
6-5	NP	17	NP	19	NP NP
6-12	NP	17	NP	NP	NP NP
Final	19	17	20	19	12 18

2019					
Date	BA	CB	D1	NCBWA	PG USA
Pre	14	15	24	17	24 19
2-18	14	15	24	17	24 NP

2-25	14	15	23	16	24 NP
3-4	21	20	---	24	---
3-11	18	12	24	21	24 20
3-18	25	20	---	25	---
3-25	24	15	---	24	---
4-1	21	13	23	20	24 19
4-8	17	13	16	17	19 16
4-15	23	16	24	21	---
4-22	---	---	---	---	---
4-29	---	---	---	---	---
5-6	---	---	---	---	---
5-13	---	---	---	---	---
5-20	---	---	---	---	---
5-27	---	---	---	---	---
6-4	NP	---	NP	NP	NP NP
6-11	NP	---	NP	NP	NP NP
Final	---	---	---	---	---

2020					
Date	BA	CB	D1	NCBWA	PG USA
Pre	---	---	---	---	---
2-17	---	---	---	---	NP
2-24	---	---	---	---	NP
3-2	23	---	---	21	---
3-9	22	25	24	25	19 25
Final	NP	25	NP	20	NP 25

2021					
Date	BA	CB	D1	NCBWA	PG USA
Pre	---	25	---	---	---
2-22	---	22	---	---	NP
3-1	---	---	---	---	---
3-8	---	---	---	---	---
3-15	---	---	---	---	---
3-22	---	---	---	---	---
3-29	---	---	---	---	---
4-5	---	---	---	---	---
4-12	---	---	---	---	---
4-19	---	---	---	---	---
4-26	---	---	---	---	---
5-3	---	---	---	---	---
5-10	---	---	---	---	---
5-17	---	---	---	---	---
5-24	---	---	---	---	---
5-31	---	---	---	---	---
6-8	NP	---	NP	---	NP NP
6-15	NP	---	NP	NP	NP NP
Final	---	---	---	---	---

2022					
Date	BA	CB	D1	NCBWA	PG USA
Pre	---	---	---	---	---
2-21	---	---	---	---	NP

2-28	---	---	---	---	---
3-7	21	---	19	21	18 21
3-14	15	20	18	20	16 19
3-21	20	---	24	---	25 23
3-28	---	---	---	---	---
4-4	---	---	---	---	---
4-11	---	---	---	---	---
4-18	---	---	---	---	---
4-25	---	---	---	---	---
5-2	---	---	---	---	---
5-9	---	---	---	---	---
5-16	---	---	---	---	---
5-23	---	---	---	---	---
5-30	---	---	---	---	---
6-7	NP	---	NP	---	NP NP
6-14	NP	---	NP	NP	NP NP
Final	---	---	---	---	---

2023					
Date	BA	CB	D1	NCBWA	PG USA
Pre	---	---	---	---	---
2-20	---	---	---	---	NP
2-27	---	---	---	---	---
3-6	---	---	---	---	---
3-13	---	---	---	---	---
3-20	---	---	---	---	---

3-27	---	---	---	---	---
4-3	---	---	---	---	---
4-10	---	---	---	---	---
4-17	---	---	---	---	---
4-24	---	---	---	---	---
5-1	---	25	---	---	18
5-8	18	17	16	21	10 21
5-15	16	11	7	13	6 10
5-22	7	7	6	9	5 8
5-29	4	3	3	6	NP 5
6-6	NP	17	NP	19	NP NP
6-13	NP	17	NP	NP	NP NP
Final	15	17	18	18	18 18

BA - Baseball America; CB - Collegiate Baseball; D1 - D1Baseball; NCBWA - National College Baseball Writers Association; PG - Perfect Game; USA - USA Today; NP - no poll



AFTER CLEMSON'S ACC CHAMPIONSHIP-CLINCHING WIN ON MAY 28, 2023, THE TIGERS CLIMBED TO AS HIGH AS NO. 3 IN THE NATION IN THE POLLS.

COACHING RECORDS

Head Coach	Years	ACC				Overall			
		W	L	T	Win %	W	L	T	Win %
R.T.V. Bowman	(2) 1896,98					2	6	0	.250
Unknown	(2) 1899,00					12	5	0	.706
John Heisman	(3) 1901-03					28	6	1	.814
John McMakin	(3) 1904-06					20	23	3	.467
Frank Shaughnessy	(1) 1907					9	7	1	.559
Robert Lynch	(1) 1908					6	11	0	.353
Jesse Reynolds	(1) 1909					10	12	0	.455
Joe Holland	(1) 1910					10	11	0	.476
Frank Dobson	(3) 1911-13					37	21	0	.638
Thomas Robertson	(1) 1914					16	6	0	.727
Vet Sitton	(2) 1915,16					26	18	1	.589
Country Morris	(2) 1917,20					17	28	0	.378
Edward Donahue	(2) 1918,19					17	21	1	.449
Larry Conover	(1) 1921					5	14	0	.263
L.V.H. Durfee	(3) 1922-24					29	26	1	.527
Thomas May	(1) 1925					11	14	0	.440
Cul Richards	(1) 1926					8	11	0	.421
Tink Gillam	(1) 1927					11	13	1	.460
Joe Guyon	(4) 1928-31					42	36	3	.537
Jess Neely	(7) 1932-38					67	66	2	.504
Randy Hinson	(4) 1939,40,46,47					58	19	2	.747
Tom Rogers	(2) 1941,42					18	14	0	.563
Frank Howard	(1) 1943					12	3	0	.800
Walter Cox	(5) 1945,48-51					70	48	1	.592
Bob Smith	(6) 1952-57	18	34	2	.352	52	65	2	.445
Bill Wilhelm	(36) 1958-93	378	158	1	.705	1161	536	10	.683
Jack Leggett	(22) 1994-15	369	219	1	.627	955	480	1	.665
Monte Lee	(7) 2016-22	102	86	0	.543	242	136	0	.640
Erik Bakich	(1) 2023	20	10	0	.667	44	19	0	.698
Totals	126 seasons	887	507	4	.636	2995	1675	30	.640

WINNINGEST HEAD COACHES

Rk	Head Coach	Current/Last School	Years	W	L	T	Win %
1.	Mike Martin	Florida State	40	2029	736	4	.733
2.	Augie Garrido	Texas	45	1889	889	8	.679
3.	Gene Stephenson	Wichita State	36	1768	675	3	.723
4.	Mark Marquess	Stanford	41	1627	878	7	.649
5.	Jim Morris	Miami (Fla.)	37	1594	716	4	.690
6.	Cliff Gustafson	Texas	29	1427	373	2	.792
7.	* Danny Hall	Georgia Tech	36	1378	749	1	.648
8.	Ron Polk	Mississippi State	35	1373	702	2	.662
	* Keith Guttin	Missouri State	41	1373	895	0	.605
10.	* John Anderson	Minnesota	42	1365	998	3	.578
11.	Rod Dedeaux	Southern California	44	1342	597	16	.691
12.	Jack Leggett	Clemson	36	1332	770	1	.634
	Jim Gilligan	Lamar University	38	1332	870	7	.605
14.	Paul Mainieri	LSU	33	1326	656	6	.669
15.	Pete Dunn	Stetson	37	1312	887	3	.597
16.	Bob Bennett	Fresno State	34	1300	757	8	.631
17.	Ron Fraser	Miami (Fla.)	30	1267	440	9	.741
18.	Jack Stallings	Georgia Southern	39	1255	799	10	.610
19.	Larry Cochell	Oklahoma	35	1235	762	3	.618
20.	Jim Dietz	San Diego State	31	1230	751	18	.620
21.	* Elliott Avent	NC State	35	1222	805	0	.603
22.	Richard Jones	Illinois	36	1214	719	6	.628
23.	Tony Robichaux	Louisiana	32	1177	767	7	.605
24.	Wayne Graham	Rice	27	1173	528	2	.689
25.	Bill Wilhelm	Clemson	36	1161	536	10	.683
	Norm DeBryin	Arkansas	33	1161	650	6	.641

* - active; Note: Records are through the 2023 season; only includes records as a head coach at a Division I school.

ASSISTANT COACHES

Year	Assistant	Assistant	Assistant
1958	Jim Partin	Don Wade	
1959	Jim Partin		
1960	Jim Partin		
1961	Bailey Hendley		
1962	Sam Poe		
1963	Coleman Glaze		
1964	Tommy Lyon		
1965	Tommy Lyon	Dick Sargent	
1966	Dale Smith	Sack Bagley	
1967	Ellis Dantzler		
1968			
1969			
1970	Bill Pate		
1971	Eddie Barbary		
1972			
1973			
1974	Bill Prophet		
1975	Kenny Bagwell		
1976	Richard Haynes		
1977	Kenny Bagwell		
1978	Turtle Thomas		
1979	Turtle Thomas	Lin Hamilton	
1980	Turtle Thomas	Lin Hamilton	
1981	Turtle Thomas	*Walker Swain	
1982	Turtle Thomas	*Walker Swain	Rod Delmonico
1983	Turtle Thomas	*Walker Swain	
1984	Turtle Thomas	*Walker Swain	Chip Reese
1985	Turtle Thomas	*Walker Swain	Chip Reese
1986	Dave Littlefield	*Jeff Gilbert	
1987	Dave Littlefield	*Joel Lepel	
1988	Dave Littlefield	*Joel Lepel	
1989	Kurt Seibert	*Joel Lepel	
1990	Kurt Seibert	*Dick Grapenthin	Randy Mazey
1991	Kurt Seibert	*Dick Grapenthin	Randy Mazey
1992	Jack Leggett	*Randy Mazey	Michael Spiers
1993	Jack Leggett	*Randy Mazey	Jim Schlossnagle
1994	Tim Corbin	*John Pawlowski	Gregg Kilby
1995	Tim Corbin	*John Pawlowski	Gregg Kilby
1996	Tim Corbin	*John Pawlowski	Kevin Erminio
1997	Tim Corbin	*John Pawlowski	Kevin Erminio
1998	Tim Corbin	*John Pawlowski	Kevin Erminio
1999	Tim Corbin	*Kevin O'Sullivan	Mike Hampton
2000	Tim Corbin	*Kevin O'Sullivan	Hank King
2001	Tim Corbin	*Kevin O'Sullivan	Shane Carley
2002	Tim Corbin	*Kevin O'Sullivan	Erik Bakich
2003	*Kevin O'Sullivan	Tom Riginos	Bradley LeCroy
2004	*Kevin O'Sullivan	Tom Riginos	Bradley LeCroy
2005	*Kevin O'Sullivan	Tom Riginos	Bradley LeCroy

2006	*Kevin O'Sullivan	Tom Riginos	Russell Triplett
2007	*Kevin O'Sullivan	Tom Riginos	Toby Bicknell
2008	Tom Riginos	*Kyle Bunn	Toby Bicknell
2009	Tom Riginos	*Kyle Bunn	Michael Johnson
2010	Tom Riginos	*Dan Pepicelli	Michael Johnson
2011	*Dan Pepicelli	Bradley LeCroy	Michael Johnson
2012	*Dan Pepicelli	Bradley LeCroy	Michael Johnson
2013	*Dan Pepicelli	Bradley LeCroy	Michael Johnson
2014	*Dan Pepicelli	Bradley LeCroy	Stephen Faris
2015	*Dan Pepicelli	Bradley LeCroy	Stephen Faris

2016	Bradley LeCroy	*Andrew See	Greg Starbuck
2017	Bradley LeCroy	*Andrew See	Greg Starbuck
2018	Bradley LeCroy	*Andrew See	Greg Starbuck
2019	Bradley LeCroy	*Andrew See	Greg Starbuck
2020	Bradley LeCroy	*Andrew See	Jared Broughton
2021	Bradley LeCroy	*Andrew See	Jared Broughton
2022	Bradley LeCroy	*Andrew See	Jared Broughton
2023	Nick Schnabel	*Jimmy Belanger	Griffin Mazur

* - pitching coach



IN THEIR FIRST SEASON AT ASSISTANT COACHES UNDER HEAD COACH ERIK BAKICH (LEFT #23), JIMMY BELANGER (#11), NICK SCHNABEL (RIGHT #23) AND GRIFFIN MAZUR (#3) LED CLEMSON TO 44 WINS.

YEAR-BY-YEAR TEAM RECORDS

PRE-ACC ERA (1896-1953)

Head Coach	Year	W	L	T	Win %
R.T.V. Bowman	1896	0	2	0	.000
	1897	No Team			
R.T.V. Bowman	1898	2	4	0	.333
Unknown	1899	4	3	0	.571
Unknown	1900	8	2	0	.800
John Heisman	1901	10	2	1	.808
John Heisman	1902	9	3	0	.750
John Heisman	1903	9	1	0	.900
John McMakin	1904	8	5	1	.607
John McMakin	1905	6	8	1	.433
Phillip Sittton					
John McMakin	1906	6	10	1	.382
Frank Shaughnessy	1907	9	7	1	.559
Robert Lynch	1908	6	11	0	.353
Jesse Reynolds	1909	10	12	0	.455
Joe Holland	1910	10	11	0	.476
Frank Dobson	1911	13	10	0	.565
Frank Dobson	1912	11	6	0	.647
Frank Dobson	1913	13	5	0	.722

Thomas Robertson	1914	16	6	0	.727
Vet Sittton	1915	13	7	0	.650
Vet Sittton	1916	13	11	1	.540
Country Morris	1917	13	13	0	.500
Edward Donahue	1918	11	6	0	.647
Edward Donahue	1919	6	15	1	.295
Country Morris	1920	4	15	0	.210
Larry Conover	1921	5	14	0	.263
L.V.H. Durfee	1922	10	8	0	.556
L.V.H. Durfee	1923	13	8	1	.614
L.V.H. Durfee	1924	6	10	0	.375
Thomas May	1925	11	14	0	.440
Cul Richards	1926	8	11	0	.420
Tink Gillam	1927	11	13	1	.460
Joe Guyon	1928	12	9	2	.565
Joe Guyon	1929	15	11	1	.574
Joe Guyon	1930	9	14	0	.391
Joe Guyon	1931	6	2	0	.750
Jess Neely	1932	14	6	0	.700
Jess Neely	1933	10	10	0	.500

Jess Neely	1934	8	8	1	.500
Jess Neely	1935	16	7	1	.688
Jess Neely	1936	6	11	0	.353
Jess Neely	1937	7	12	0	.368
Jess Neely	1938	6	12	0	.333
Randy Hinson	1939	10	7	0	.588
Randy Hinson	1940	12	2	2	.813
Tom Rogers	1941	10	6	0	.625
Tom Rogers	1942	8	8	0	.500
Frank Howard	1943	12	3	0	.800
	1944	No Team			
Walter Cox	1945	7	6	0	.538
Randy Hinson	1946	12	5	0	.706
Randy Hinson	1947	24	5	0	.828
Walter Cox	1948	14	12	1	.537
Walter Cox	1949	11	12	0	.478
Walter Cox	1950	20	11	0	.625
Walter Cox	1951	18	7	0	.720
Bob Smith	1952	10	12	0	.455
Bob Smith	1953	11	6	0	.647

ACC ERA (1954-2023)

Head Coach	Year	W	L	T	Win %	ACC	Finish	Best Rank
Bob Smith	*1954	14	10	0	.583	8-4	1st	
Bob Smith	1955	7	11	0	.389	5-9	7th	
Bob Smith	1956	4	14	2	.250	2-10-2	7th	
Bob Smith	1957	6	12	0	.333	3-11	8th	
Bill Wilhelm	*1958	22	8	0	.733	11-3	1st	
Bill Wilhelm	*1959	24	8	0	.750	9-5	1st	7 CB
Bill Wilhelm	1960	11	10	1	.523	7-6	4th	
Bill Wilhelm	1961	12	11	0	.522	6-8	5th	
Bill Wilhelm	1962	17	8	0	.680	8-6	T-3rd	
Bill Wilhelm	1963	15	11	0	.577	9-5	T-2nd	
Bill Wilhelm	1964	13	13	0	.500	6-7	T-4th	
Bill Wilhelm	1965	18	10	2	.663	9-5	2nd	
Bill Wilhelm	1966	20	7	2	.724	9-4	2nd	
Bill Wilhelm	*1967	29	9	0	.763	11-2	1st	7 CB
Bill Wilhelm	1968	27	14	0	.659	11-7	4th	
Bill Wilhelm	1969	27	17	2	.609	12-8-1	3rd	
Bill Wilhelm	1970	32	16	0	.667	14-7	2nd	18 CB
Bill Wilhelm	1971	27	14	0	.659	10-4	2nd	22 CB
Bill Wilhelm	1972	19	15	0	.559	6-7	5th	
Bill Wilhelm	1973	24	16	0	.600	10-2	T-1st	
Bill Wilhelm	1974	23	15	0	.605	10-1	1st	
Bill Wilhelm	1975	33	10	0	.767	10-2	T-1st	25 CB
Bill Wilhelm	*1976	36	15	0	.706	10-2	1st	5 CB
Bill Wilhelm	1977	42	10	0	.808	9-1	1st	5 CB
Bill Wilhelm	*1978	39	14	0	.736	10-2	1st	25 CB
Bill Wilhelm	*1979	40	15	0	.727	10-1	1st	9 CB
Bill Wilhelm	*1980	38	21	0	.644	6-5	3rd	4 CB
Bill Wilhelm	*1981	34	24	0	.586	10-4	T-1st	
Bill Wilhelm	1982	37	22	0	.627	10-2	1st	
Bill Wilhelm	1983	30	20	1	.598	6-5	3rd	
Bill Wilhelm	1984	38	17	0	.691	12-2	T-1st	
Bill Wilhelm	1985	36	30	1	.545	9-4	T-1st	
Bill Wilhelm	1986	42	21	0	.667	9-4	3rd	
Bill Wilhelm	1987	54	14	1	.790	16-5	2nd	10 BA,CB
Bill Wilhelm	1988	54	14	0	.794	18-2	1st	15 BA
Bill Wilhelm	*1989	50	20	0	.714	13-5	2nd	14 BA,CB
Bill Wilhelm	1990	43	23	0	.651	14-6	2nd	
Bill Wilhelm	*1991	60	10	0	.857	18-3	1st	4 BA
Bill Wilhelm	1992	50	14	0	.781	19-5	1st	7 BA
Bill Wilhelm	*1993	45	20	0	.692	11-11	5th	16 USA
Jack Leggett	*1994	57	18	0	.760	20-4	1st	4 BA
Jack Leggett	1995	54	14	0	.794	20-4	1st	8 BA,CB,USA
Jack Leggett	1996	51	17	0	.750	17-7	2nd	4 CB,USA
Jack Leggett	1997	41	23	0	.641	13-10	4th	24 USA
Jack Leggett	1998	43	16	0	.729	14-9	T-2nd	19 USA
Jack Leggett	1999	42	27	0	.609	13-10	3rd	13 CB
Jack Leggett	2000	51	18	0	.739	17-7	2nd	5 USA
Jack Leggett	2001	41	22	0	.650	17-7	2nd	13 CB
Jack Leggett	2002	54	17	0	.761	16-8	4th	3 BA,CB,USA
Jack Leggett	2003	39	22	0	.639	15-9	T-3rd	
Jack Leggett	2004	39	26	0	.600	14-10	T-4th	
Jack Leggett	2005	43	23	0	.652	21-9	2nd	13 CB
Jack Leggett	*2006	53	16	0	.768	24-6	^1st	5 BA,CB,USA
Jack Leggett	2007	41	23	0	.641	18-12	^2nd	12 CB
Jack Leggett	2008	31	27	1	.534	11-18-1	^4th	
Jack Leggett	2009	44	22	0	.667	19-11	^2nd	14 USA
Jack Leggett	2010	45	25	0	.643	18-12	^T-1st	4 CB,USA
Jack Leggett	2011	43	20	0	.683	17-13	^2nd	16 USA
Jack Leggett	2012	35	28	0	.556	16-14	^3rd	
Jack Leggett	2013	40	22	0	.645	18-12	^3rd	25 USA

Jack Leggett	2014	36	25	0	.590	15-14	^T-2nd	
Jack Leggett	2015	32	29	0	.525	16-13	^4th	
Monte Lee	*2016	44	20	0	.688	16-14	^4th	15 USA
Monte Lee	2017	42	21	0	.667	17-13	^3rd	22 USA
Monte Lee	2018	47	16	0	.746	22-8	^1st	12 PG
Monte Lee	2019	35	26	0	.574	15-15	^4th	
Monte Lee	*2020	14	3	0	.824	3-0	----	19 PG
Monte Lee	2021	25	27	0	.481	16-20	^5th	
Monte Lee	2022	35	23	0	.603	13-16	^6th	
Erik Bakich	*2023	44	19	0	.698	20-10	^2nd	15 BA
Totals	126 seasons	2995	1675	30	.640	887-507-4		

* - ACC champion; ^ - Atlantic Division; ° - season suspended March 12 and later canceled due to a coronavirus (COVID-19) pandemic



THE 1954 TIGERS, LED BY THE LATE DOUG KINGSMORE (LEFT), WON THE ACC TITLE IN THE FIRST SEASON OF THE CONFERENCE.

ALL-TIME RESULTS

1896 (0-2)

Head Coach - R.T.V. Bowman (1st Season)				
Date	Site	W-L	Score	Opponent
4-24	H	L	13-20	Furman
5-9	A	L	11-14	Furman

1897 - NO TEAM

1898 (2-4)

Head Coach - R.T.V. Bowman (2nd Season)				
Date	Site	W-L	Score	Opponent
4-8	A	L	4-10	Erskine
4-9	A	W	6-1	Erskine
4-16	A	L	2-5	Furman
4-23	H	W	14-3	Furman
5-7	A	L	4-13	Wofford
5-14	H	L	14-15	Furman

1899 (4-3)

Head Coach - Unknown				
Date	Site	W-L	Score	Opponent
3-29	H	L	3-14	Cornell
4-1	A	L	5-6	Wofford
4-8	N1	W	6-2	Erskine
4-28	A	L	4-9	Erskine
5-11	A	W	11-3	College of Charleston
5-12	N2	W ⁽⁹⁾	21-8	South Carolina
5-20	H	W	11-3	College of Charleston
N1 - Anderson, S.C.; N2 - Charleston, S.C.				

1900 (8-2)

Head Coach - Unknown				
Date	Site	W-L	Score	Opponent
3-27	H	W	9-7	Cornell
4-7	N1	W	6-2	Erskine
4-14	A	W	5-1	Furman
4-20	N2	L	7-13	Erskine
4-27	H	L	0-6	Wofford
5-7	H	W	12-0	College of Charleston
5-9	H	W	9-0	The Citadel
5-11	A	W	2-1	Newberry
5-12	A	W	5-4	South Carolina
5-16	A	W	13-3	Georgia
N1 - Anderson, S.C.; N2 - Greenwood, S.C.				

1901 (10-2-1)

Head Coach - John Heisman (1st Season)				
Date	Site	W-L	Score	Opponent
3-29	H	W	8-0	Auburn
3-30	H	W	11-4	Auburn
4-6	N1	L	0-14	North Carolina
4-12	A	L	6-7	Mercer
4-13	A	W	6-3	Mercer
4-23	H	W	25-2	Georgia
4-26	H	W	7-5	Wofford
4-30	H	W	14-1	Wake Forest
5-3	A	W	8-5	Wofford
5-8	H	T ⁽⁸⁾	2-2	North Carolina
5-9	H	W	17-2	The Citadel
5-10	A	W ⁽⁹⁾	15-8	Erskine
5-11	A	W	12-4	South Carolina
N1 - Charlotte, N.C.				

1902 (9-3)

Head Coach - John Heisman (2nd Season)				
Date	Site	W-L	Score	Opponent
3-29	N1	L	5-16	North Carolina
4-1	H	W	10-2	Hobart
4-3	H	W ⁽⁹⁾	6-2	Cornell
4-5	N2	W ⁽⁷⁾	9-0	\$ Virginia Tech
4-7	A	W	4-2	The Citadel
4-11	H	W	11-3	Mercer
4-12	A	L	4-12	Georgia Tech
4-17	H	L	1-2	Georgia
4-25	A	W	1-0	Newberry
4-26	A	W	3-1	South Carolina
5-9	A	W	11-3	Furman
5-13	H	W	6-3	Wofford
\$ - forfeited in the seventh inning with Clemson ahead 25-0; N1 - Charlotte, N.C.; N2 - Charleston, S.C.				

1903 (9-1)

Head Coach - John Heisman (3rd Season)				
Date	Site	W-L	Score	Opponent
4-4	H	W	11-0	Davidson
4-10	A	W	13-8	Georgia
4-11	A	W	5-1	Georgia Tech
4-13	A	W ⁽⁵⁾	3-0	Auburn

4-14	A	W	5-3	Mercer
4-18	H	L	2-5	Erskine
4-21	H	W	18-3	Wake Forest
5-1	A	W	10-4	Wofford
5-6	A	W	6-5	Newberry
5-11	H	W	11-1	Wofford

1904 (8-5-1)

Head Coach - John McMakin (1st Season)				
Date	Site	W-L	Score	Opponent
3-28	H	T	2-2	Newberry
4-2	A	W	5-3	Erskine
4-9	H	L	1-2	Furman
4-12	H	L	3-5	Wofford
4-18	N1	L	3-6	Davidson
4-19	A	W	15-1	Belmont Abbey
4-22	A	W	6-1	Georgia Tech
4-23	A	W ⁽¹²⁾	6-3	Georgia
4-27	A	L ⁽¹⁰⁾	2-4	Wofford
4-29	A	L	3-6	Mercer
4-30	A	W	12-4	Mercer
5-6	N2	W	11-1	Erskine
5-7	N2	W	15-8	Duke
5-14	H	W	11-1	Georgia Tech
N1 - Charlotte, N.C.; N2 - Anderson, S.C.				

1905 (6-8-1)

Head Coach - John McMakin (2nd Season)				
Date	Site	W-L	Score	Opponent
4-1	H	L	2-3	Georgia
4-8	H	W ⁽⁷⁾	8-3	Erskine
4-12	H	W ⁽¹¹⁾	4-3	Duke
4-14	A	L	0-2	Mercer
4-15	A	W	6-1	Mercer
4-22	A	L	4-5	Georgia Tech ⁽¹⁾
4-22	A	W	5-3	Georgia Tech ⁽²⁾
5-1	A	L	1-3	Newberry
5-3	A	W	10-4	Wofford
5-5	A	L	1-8	Furman
5-6	A	W	10-5	Erskine
5-10	H	L	1-2	Furman
5-13	A	L	2-5	Georgia
5-19	A	L	6-8	Furman
5-20	N1	T	3-3	Wofford
N1 - Anderson, S.C.				

1906 (6-10-1)

Head Coach - John McMakin (3rd Season)				
Date	Site	W-L	Score	Opponent
3-24	A	L	1-3	Georgia Tech
3-31	A	L	2-9	Georgia ⁽¹⁾
3-31	A	L	3-4	Georgia ⁽²⁾
4-7	H	L	6-7	Furman
4-12	H	W	13-4	Duke
4-20	A	L	0-4	Mercer
4-21	A	T ⁽¹³⁾	3-3	Mercer
4-25	A	W	9-2	Wofford
4-26	N1	W	8-0	Presbyterian
4-27	N1	W	11-5	Furman
4-28	A	L	3-6	Newberry
4-30	H	L	0-6	Georgia Tech
5-4	N2	L	0-7	Duke
5-5	A	L	3-4	Furman
5-11	H	W	19-5	Wofford
5-12	N3	W	7-1	Wofford
5-19	H	L	2-4	Newberry
N1 - Greenwood, S.C.; N2 - Charlotte, N.C.; N3 - Anderson, S.C.				

1907 (9-7-1)

Head Coach - Frank Shaughnessy (1st Season)				
Date	Site	W-L	Score	Opponent
3-23	A	W	15-1	Presbyterian
3-30	H	W	4-2	South Carolina
4-5	A	L	2-4	Georgia Tech
4-6	A	T ⁽¹¹⁾	2-2	Georgia Tech
4-12	H	W	8-0	Presbyterian
4-13	A	W	7-5	Georgia
4-18	H	L	1-3	Erskine
4-20	H	L	0-2	Georgia
4-25	A	W	10-1	Wofford
4-26	N1	L	2-10	Furman
4-27	A	W	5-1	Newberry
4-29	A	L	2-6	South Carolina
4-30	A	L	2-5	Erskine
5-3	N2	L	4-5	Duke
5-4	N2	W	3-0	Duke
5-11	A	W	11-8	Furman
5-18	H	W	7-1	Newberry

N1 - Greenwood, S.C.; N2 - Charlotte, N.C.

1908 (6-11)

Head Coach - Robert Lynch (1st Season)				
Date	Site	W-L	Score	Opponent
3-28	H	W	7-2	Presbyterian
4-3	A	L	2-4	Georgia Tech
4-4	A	L ⁽¹¹⁾	4-5	Georgia Tech
4-9	H	L	2-4	South Carolina
4-11	H	W	11-1	Furman
4-14	H	L	4-6	Wofford
4-17	H	W	5-4	Erskine
4-23	A	L	7-8	Newberry
4-24	N1	W	8-2	Furman
4-30	A	L	2-4	Wofford
5-1	N2	L	3-5	Duke
5-2	N3	L	0-1	Duke
5-8	A	L	0-8	Georgia
5-9	A	L	0-6	Georgia ⁽¹⁾
5-9	A	L	0-7	Georgia ⁽²⁾
5-13	H	W	4-3	Newberry
5-16	A	W	4-2	Newberry
N1 - Greenwood, S.C.; N2 - Charlotte, N.C.; N3 - Winston-Salem, N.C.				

1909 (10-12)

Head Coach - Jesse Reynolds (1st Season)				
Date	Site	W-L	Score	Opponent
3-29	H	W	5-4	Riverside Military
4-2	H	W	2-0	Georgia
4-3	H	W	10-3	Georgia
4-5	H	W	15-4	North Georgia
4-6	H	L	2-6	North Georgia
4-7	H	W	6-3	Erskine
4-10	A	W	7-6	Furman
4-14	A	L	2-4	Riverside Military
4-15	A	L	3-5	Gordon
4-16	A	W	7-4	Mercer
4-17	A	L	2-6	Mercer
4-21	H	L	7-8	Duke
4-22	A	L	2-3	Wofford
4-24	N1	L	1-4	Duke ⁽¹⁾
4-24	N1	L	0-1	Duke ⁽²⁾
4-29	A	L	0-3	Newberry
4-30	N2	L	5-6	Furman
5-1	A	L	0-3	Erskine
5-4	H	W	6-2	Wofford
5-7	A	L	0-3	South Carolina
5-8	A	W	4-2	South Carolina
5-11	H	W	8-2	Newberry
N1 - Chester, S.C.; N2 - Greenwood, S.C.				

1910 (10-11)

Head Coach - Joe Holland (1st Season)				
Date	Site	W-L	Score	Opponent
3-25	H	L	1-8	Erskine
3-26	H	W	4-0	Erskine
3-28	H	W	4-2	Riverside Military
4-1	A	W	1-0	Georgia
4-2	A	L	0-5	Georgia
4-8	H	W	2-1	Duke
4-9	H	L	3-14	Duke
4-14	A	W	8-1	Wofford ⁽¹⁾
4-14	A	W	5-4	Wofford ⁽²⁾
4-15	A	L	4-8	Newberry
4-16	A	W	5-3	Newberry
4-22	H	W	5-0	Furman
4-23	H	W ⁽¹¹⁾	3-2	Furman
4-29	N1	W	6-5	Erskine ⁽¹⁾
4-29	N1	L ⁽¹¹⁾	2-3	Erskine ⁽²⁾
4-30	A	L	6-8	Presbyterian
5-13	A	L	0-5	Georgia Tech
5-14	A	L ⁽⁷⁾	0-4	Georgia Tech ⁽¹⁾
5-14	A	L ⁽⁷⁾	3-11	Georgia Tech ⁽²⁾
5-16	A	L	2-4	Mercer
5-17	A	L	1-9	Mercer
N1 - Greenwood, S.C.				

1911 (13-10)

Head Coach - Frank Dobson (1st Season)				
Date	Site	W-L	Score	Opponent
3-27	H	L	2-5	Georgia
3-28	H	L	0-3	Georgia
3-31	A	W	2-1	Erskine
4-1	A	W	8-3	Erskine
4-3	H	W	6-3	College of Charleston
4-7	A	W	4-0	Furman
4-14	H	W	2-1	Newberry
4-15	H	W	3-2	Newberry

4-21	H	W	6-0	Presbyterian
4-22	H	W	6-2	Presbyterian
4-26	A	W	8-5	Wofford
4-27	N1	L	0-7	Duke ⁽¹⁾
4-27	N1	L	5-9	Duke ⁽²⁾
4-28	A	W	6-1	College of Charleston
4-29	A	W	3-0	The Citadel
5-1	A	W	6-4	Furman
5-5	H	W	6-0	Wofford
5-6	H	L	2-3	Wofford
5-10	A	L ⁽⁸⁾	0-6	Mercer ⁽¹⁾
5-10	A	L ⁽⁷⁾	5-11	Mercer ⁽²⁾
5-12	A	L ⁽¹²⁾	6-7	Auburn
5-13	A	L ⁽⁸⁾	4-5	Auburn ⁽¹⁾
5-13	A	L	2-3	Auburn ⁽²⁾
N1 - Sumter, S.C.				

1912 (11-6)

Head Coach - Frank Dobson (2nd Season)				
Date	Site	W-L	Score	Opponent
3-29	A	L	0-8	Georgia
3-30	A	L	1-5	Georgia
4-3	H	W	6-0	College of Charleston
4-5	H	W	6-3	Erskine
4-6	H	W	4-3	Erskine
4-12	A	W	6-4	Georgia Tech
4-13	A	L	2-4	Georgia Tech
4-19	H	W	8-3	Furman
4-24	A	L ⁽¹⁰⁾	2-3	Wofford
4-25	A	W	4-2	Wofford
4-26	A	W	4-3	Newberry
4-27	A	L	1-4	Newberry
5-3	A	W	3-2	Presbyterian
5-4	A	W	5-1	Presbyterian
5-6	H	W	2-1	Auburn
5-7	H	W	4-3	Auburn
5-8	H	L	0-4	Auburn

ALL-TIME RESULTS

1915 (13-7)

Head Coach - Vet Sittion (1st Season)

Date	Site	W-L	Score	Opponent
3-26	N1	W	3-2	Furman
4-3	H	W	10-2	Furman
4-9	A	L	1-2	Erskine
4-10	A	L	6-8	Erskine
4-13	H	W	7-4	Richmond
4-14	A	W	7-4	Wofford
4-15	A	W	12-1	Wofford
4-17	H	W	13-3	The Citadel
4-27	H	W	8-2	Presbyterian
4-28	H	W	2-1	Presbyterian
4-30	H	L	3-6	Georgia
5-1	H	L	3-9	Georgia
5-8	A	L	3-10	Auburn ⁽¹⁾
5-8	A	L ⁽⁷⁾	1-3	Auburn ⁽²⁾
5-8	A	L ⁽⁷⁾	0-2	Auburn ⁽³⁾
5-13	H	W	18-7	Newberry
5-14	H	W	14-1	Newberry
5-15	A	W	10-1	Furman
5-17	N2	W	8-2	Furman
5-18	N2	W	5-3	Furman

N1 - Anderson, S.C.; N2 - Greenwood, S.C.

1916 (13-11-1)

Head Coach - Vet Sittion (2nd Season)

Date	Site	W-L	Score	Opponent
3-27	H	W	4-2	\$ West Virginia Wesleyan
3-29	H	L	2-3	Erskine
4-4	H	W	6-0	Wofford
4-8	A	W	12-3	Erskine
4-11	H	W	4-2	The Citadel
4-12	H	W	16-1	The Citadel
4-13	H	W	11-1	Virginia Tech
4-14	H	L	3-4	Virginia Tech
4-18	A	W	7-0	Wofford
4-19	A	L	3-4	Furman
4-21	A	L	1-4	Georgia
4-22	A	L ⁽¹¹⁾	4-6	Georgia
4-24	N1	L	2-3	Wofford
4-25	N1	T ⁽¹⁷⁾	0-0	Furman
4-27	A	W	16-6	Duke
4-28	A	L	4-5	Duke
4-29	A	W	2-0	# VMI
5-1	A	L	7-10	Virginia Tech
5-5	N1	W	5-4	Auburn
5-6	H	L	1-9	Auburn ⁽¹⁾
5-6	H	L	1-3	Auburn ⁽²⁾
5-8	H	W	3-0	Duke
5-9	H	W	13-3	Duke
5-12	N1	L	0-4	South Carolina
5-13	N1	W	7-5	South Carolina

\$ - first baseball game played on Riggs Field;

- no-hit game; N1 - Anderson, S.C.

1917 (13-13)

Head Coach - Country Morris (1st Season)

Date	Site	W-L	Score	Opponent
3-28	H	L	3-9	West Virginia Wesleyan
3-29	H	L	5-6	West Virginia Wesleyan
3-30	H	W	2-1	Erskine
3-31	A	W	3-0	Erskine
4-2	A	L	1-2	South Carolina
4-3	A	W	18-2	South Carolina
4-6	H	W	2-1	Wofford
4-7	H	W	9-2	Oglethorpe
4-10	H	W	15-1	Furman
4-13	A	L ⁽¹³⁾	0-1	Presbyterian
4-14	A	W	6-3	Newberry
4-16	H	W	4-2	South Carolina
4-17	H	W	6-3	South Carolina
4-20	N1	W	2-1	Georgia
4-21	N1	L	2-3	Georgia
4-25	H	L	2-3	Georgia Tech
4-26	H	L	1-5	Georgia Tech
5-4	A	L	0-7	Auburn
5-5	A	L	3-8	Auburn
5-6	A	W ⁽⁷⁾	7-4	Auburn
5-8	A	L	3-5	Mercer ⁽¹⁾
5-8	A	L ⁽⁷⁾	1-2	Mercer ⁽²⁾
5-9	A	L	2-8	Georgia
5-12	H	L	1-2	Newberry
5-17	A	W	1-0	Wofford
5-18	A	W	7-5	Wofford

N1 - Anderson, S.C.

1918 (11-6)

Head Coach - Edward Donahue (1st Season)

Date	Site	W-L	Score	Opponent
4-5	H	L	1-2	North Carolina
4-10	H	W ⁽¹¹⁾	4-3	Wofford
4-12	H	L	2-3	Oglethorpe
4-13	H	W	7-6	Oglethorpe
4-16	H	W	7-2	Wake Forest
4-20	A	W	8-3	Furman
4-23	H	W	6-5	Georgia
4-24	H	L	0-2	Georgia
4-27	H	W	3-2	Erskine
5-2	H	L	1-2	Guilford
5-3	H	L	2-5	Guilford
5-6	A	W	8-3	Oglethorpe
5-7	A	W	7-3	Oglethorpe
5-9	H	W ⁽⁸⁾	7-0	Furman
5-16	A	W	3-0	Wofford
5-17	A	W	3-2	South Carolina
5-18	A	L ⁽¹²⁾	2-3	South Carolina

1919 (6-15-1)

Head Coach - Edward Donahue (2nd Season)

Date	Site	W-L	Score	Opponent
3-25	H	L	0-2	Furman
4-5	A	L	0-5	Georgia Tech ⁽¹⁾
4-5	A	L ⁽⁷⁾	3-9	Georgia Tech ⁽²⁾
4-7	A	L	0-1	Georgia
4-10	A	L	0-9	Georgia
4-12	H	L	4-6	Newberry
4-14	H	L	2-8	Duke
4-15	H	L ⁽¹²⁾	1-3	Duke
4-18	H	L	2-8	Alabama
4-19	H	W ⁽¹¹⁾	4-3	Alabama
4-23	H	L	6-7	Georgia
4-24	H	T ⁽¹¹⁾	2-2	Georgia
4-25	H	L	1-2	South Carolina
4-26	H	W	8-2	South Carolina
4-28	H	L	1-2	Presbyterian
5-1	N1	L	1-6	Erskine
5-6	H	L	7-10	Wofford
5-9	H	W	8-3	The Citadel
5-14	A	L	0-3	Erskine
5-15	A	W	3-1	Newberry
5-16	A	W	4-0	South Carolina
5-17	A	W	1-0	South Carolina

N1 - Anderson, S.C.

1920 (4-15)

Head Coach - Country Morris (2nd Season)

Date	Site	W-L	Score	Opponent
4-2	H	L	2-6	Georgia
4-3	H	L	0-3	Georgia
4-5	H	L ⁽⁷⁾	0-10	Auburn
4-6	H	L	2-16	Auburn
4-10	A	L ⁽¹²⁾	4-5	Furman
4-15	A	L	0-1	Newberry
4-16	A	W ⁽⁸⁾	14-9	South Carolina
4-17	A	W	14-5	South Carolina
4-23	A	L	1-2	Georgia Tech
4-24	A	L ⁽¹⁰⁾	4-5	Georgia Tech
4-27	H	W	6-2	Presbyterian
4-29	H	L	3-6	Elon
5-1	H	L	0-3	Erskine
5-4	H	L	0-5	Wofford
5-8	A	L	5-7	Presbyterian
5-11	H	W	5-3	South Carolina
5-12	H	L	5-8	South Carolina
5-14	A	L	1-5	Georgia
5-15	A	L	0-8	Georgia

1921 (5-14)

Head Coach - Larry Conover (1st Season)

Date	Site	W-L	Score	Opponent
3-25	H	L ⁽¹⁰⁾	1-2	Georgia
3-26	H	L	2-10	Georgia
4-1	A	L	0-7	Georgia Tech
4-2	A	L	0-10	Georgia Tech
4-5	H	W	3-2	Erskine
4-8	A	L	1-12	Auburn
4-9	A	L	1-12	Auburn
4-13	H	L	1-4	Furman
4-15	N1	L	2-8	Newberry
4-20	A	L	1-2	Furman
4-21	H	L	3-5	Wake Forest
4-26	H	L	4-6	Davidson
4-27	H	W	8-0	Presbyterian
5-4	H	W ⁽¹²⁾	1-0	NC State
5-5	H	W	5-0	South Carolina

5-6	A	L	4-7	Wofford
5-7	A	W	6-1	Presbyterian
5-11	A	L	3-5	Erskine
5-12	A	L	0-5	Newberry

N1 - Greenwood, S.C.

1922 (10-8)

Head Coach - L.V.H. Durfee (1st Season)

Date	Site	W-L	Score	Opponent
3-24	A	L	4-9	Georgia Tech
3-25	A	L	2-6	Georgia Tech
4-3	H	W	5-0	Presbyterian
4-6	A	L	1-2	Georgia
4-7	A	L	1-2	Georgia
4-8	H	W	11-3	The Citadel
4-12	N1	W ⁽¹³⁾	4-1	Wofford
4-14	H	W	6-0	Erskine
4-15	A	L	1-8	Furman
4-21	A	W	3-0	Presbyterian
4-22	A	W	3-3	Presbyterian
4-26	H	W	8-1	South Carolina
4-27	H	W	4-3	Davidson
5-2	H	W	7-1	Wofford
5-4	N1	W	5-1	Erskine
5-11	H	L	0-4	Furman
5-12	A	L	8-9	Newberry
5-13	A	L	4-8	South Carolina

N1 - Anderson, S.C.

1923 (13-8-1)

Head Coach - L.V.H. Durfee (2nd Season)

Date	Site	W-L	Score	Opponent
3-30	H	W	8-0	Furman
3-31	A	W	3-0	Furman
4-3	H	W	6-2	Maryland
4-5	H	W	2-0	Erskine
4-6	H	L	2-6	Georgia
4-7	H	W	2-1	Georgia
4-9	H	W	17-1	Presbyterian
4-12	H	L	0-9	Duke
4-14	A	W	6-1	Furman
4-18	A	W	5-3	Birmingham-Southern
4-19	A	L	4-6	Alabama
4-20	A	L	0-2	Ole Miss
4-21	A	L	2-6	Ole Miss
4-23	A	W	4-0	Erskine
4-25	H	L	4-12	Virginia Tech
4-26	H	L	2-3	Davidson
4-27	H	W	4-3	Newberry
4-30	H	T ⁽¹³⁾	3-3	Furman
5-3	H	W	5-3	The Citadel
5-4	A	W	3-0	Newberry
5-7	H	L	0-1	Mississippi College
5-8	H	W	4-1	Mississippi College

1924 (6-10)

Head Coach - L.V.H. Durfee (3rd Season)

Date	Site	W-L	Score	Opponent
3-28	H	L	5-19	Georgia
3-29	H	L	4-11	Georgia
4-15	A	L	1-4	Furman
4-16	H	L	4-7	Presbyterian
4-17	H	W	6-0	\$ South Carolina
4-19	A	L	0-7	Wofford
4-22	N1	L	4-11	Furman
4-26	H	L	1-14	Oglethorpe
4-28	H	L	7-12	Wofford
5-3	H	L	3-7	Furman
5-5	H	W	4-1	Erskine
5-7	A	W	4-1	Erskine
5-8	N2	W	4-1	Presbyterian
5-9	A	L	2-7	Newberry
5-10	A	W	8-7	South Carolina
5-12	N2	W	10-3	The Citadel

\$ - no-hit game; N1 - Anderson, S.C.; N2 - Laurens, S.C.

1925 (11-14)

Head Coach - Thomas May (1st Season)

Date	Site	W-L	Score	Opponent
3-20	A	L	0-4	Georgia Tech
3-21	A	L	0-6	Georgia Tech
3-30	A	L	1-7	Georgia
3-31	A	L	0-6	Georgia
4-2	H	W	7-3	North Georgia
4-3	H	L	6-9	North Georgia
4-4	H	W	11-2	North Georgia
4-6	H	W	5-4	Wofford
4-7	H	W	4-2	Wofford

4-11	H	L	3-7	Furman
4-13	H	L	0-5	Michigan
4-14	H	L	1-7	Michigan
4-17	H	W	3-2	Presbyterian
4-18	A	L	2-13	Wofford
4-21	H	W ⁽¹³⁾	9-8	Tennessee
4-22	A	L	4-7	Furman
4-24	H	W	6-2	South Carolina
4-29	A	W ⁽¹²⁾	2-1	Erskine
4-30	N1	L	2-9	Presbyterian
5-1	A	L	8-9	Newberry
5-2	A	L	7-8	South Carolina
5-4	N2	W	7-5	Auburn
5-8	H	L	1-4	Virginia Tech
5-11	H	W ⁽¹⁰⁾	9-8	Erskine
5-13	H	W	6-4	The Citadel

N1 - Laurens, S.C.; N2 - Anderson, S.C.

1926 (8-11)

Head Coach - Cul Richards (1st Season)

Date	Site	W-L	Score	Opponent
3-19	A	L	2-5	Georgia Tech
3-20	A	W ⁽¹⁰⁾	6-5	Georgia Tech
3-25	H	L	5-9	Furman
3-27	A	L	1-2	Furman
4-3	A	L	5-6	Wofford
4-7	A	L	0-10	Auburn
4-8	A	L	0-7	Auburn
4-13	H	W ⁽¹⁰⁾	7-6	Presbyterian
4-15	A	W ⁽¹⁰⁾	8-2	Erskine
4-16	A	L	0-4	Newberry
4-17	A	L	0-3	South Carolina
4-21	H	W	11-5	NC State
4-22	H	W	9-0	Davidson
4-23	H	W	8-3	The Citadel
4-26	H	W	12-0	Wofford
4-28	N1	L	1-5	Presbyterian
5-3	H	L	0-2	Newberry
5-4	H	L	2-3	Erskine
5-7	H	W	10-3	Duke

N1 - Laurens, S.C.

1927 (11-13-1)

Head Coach - Tink Gillam (1st Season)

Date	Site	W-L	Score	Opponent
3-18	A	L	5-11	Georgia Tech
3-19	A	L	1-10	Georgia

ALL-TIME RESULTS

4-24	A	L	1-4	Erskine
4-26	H	W	6-0	Presbyterian
4-27	H	W	6-2	Newberry
4-30	A	W ⁽¹⁰⁾	8-6	Furman
5-2	H	L	3-11	Auburn
5-3	H	L	6-9	Auburn
5-4	H	W	6-5	Auburn
5-9	H	W	7-2	Furman
5-11	H	W	4-3	Erskine

1929 (15-11-1) "State Champions"

Head Coach - Joe Guyon (2nd Season)

Date	Site	W-L	Score	Opponent
3-22	A	L	3-5	Georgia
3-23	A	L	2-4	Georgia
4-1	H	L ⁽¹¹⁾	0-2	South Carolina
4-3	A	L	1-2	Wofford
4-5	H	L	3-4	Georgia
4-6	H	W	9-7	Georgia
4-10	H	L	3-10	Michigan
4-11	H	L	4-16	Michigan
4-12	A	L	2-5	Georgia Tech
4-13	A	W	7-4	Georgia Tech
4-15	A	T ⁽¹²⁾	6-6	Auburn
4-16	A	W	4-3	Auburn
4-17	A	L	2-9	Oglethorpe
4-18	A	W	4-2	Oglethorpe
4-20	A	W	10-3	Furman
4-23	H	W	3-0	Newberry
4-24	H	W ⁽¹⁰⁾	6-5	Presbyterian
4-26	H	W	3-0	Erskine
4-27	H	W	6-1	Furman
4-29	H	W	3-2	Wofford
4-30	H	L	4-5	Oglethorpe
5-3	A	W ⁽¹⁰⁾	1-0	Erskine
5-7	A	W	7-1	Presbyterian
5-8	A	W	3-0	Newberry
5-9	A	L	6-8	South Carolina
5-11	A	W ⁽⁷⁾	4-0	The Citadel ⁽¹⁾
5-11	A	W ⁽⁷⁾	6-5	The Citadel ⁽²⁾

1930 (9-14)

Head Coach - Joe Guyon (3rd Season)

Date	Site	W-L	Score	Opponent
3-28	A	L	9-10	Georgia Tech
3-29	A	L	1-4	Georgia Tech
3-31	A	L	3-7	Oglethorpe
4-1	A	L	4-5	Oglethorpe
4-4	A	W	8-5	Wofford
4-5	H	L	4-7	Erskine
4-7	H	L	2-5	Florida
4-8	H	W	9-3	Florida
4-11	H	W	11-5	Wofford
4-15	A	W	4-3	Furman
4-17	H	L	4-8	Newberry
4-19	H	W	4-1	South Carolina ⁽¹⁾
4-19	H	L	2-9	South Carolina ⁽²⁾
4-22	H	W	7-6	Furman
4-26	A	W	9-6	The Citadel
4-28	A	L	2-18	South Carolina
4-29	A	L ⁽¹⁰⁾	3-5	South Carolina
4-30	A	W	15-0	Newberry
5-1	A	L	7-9	Presbyterian
5-2	A	L ⁽¹¹⁾	4-5	Erskine
5-5	H	L ⁽¹¹⁾	3-4	Auburn
5-6	H	L ⁽¹⁰⁾	10-14	Auburn
5-9	N1	W	12-6	The Citadel

N1 - Anderson, S.C.

1931 (6-2)

Head Coach - Joe Guyon (4th Season)

Date	Site	W-L	Score	Opponent
4-9	H	W	6-3	Newberry
4-30	H	W	14-4	Davidson
5-2	A	L	1-10	South Carolina
5-4	A	W	6-2	The Citadel
5-11	H	W	6-1	The Citadel
5-12	H	W	3-2	The Citadel
5-13	H	W	5-4	South Carolina
5-14	H	L	1-5	South Carolina

Note: The season was shortened due to an out-break of meningitis on campus in April.

1932 (14-6)

"State Champions"

Head Coach - Jess Neely (1st Season)

Date	Site	W-L	Score	Opponent
3-24	H	L	3-4	Georgia

3-25	H	L	8-11	Georgia
4-4	H	W	9-3	Newberry
4-5	H	L	2-3	Newberry
4-7	A	W	7-1	Presbyterian
4-15	A	L	0-4	South Carolina
4-16	A	W	10-4	South Carolina
4-18	A	W	14-1	Erskine
4-19	A	W ⁽¹⁰⁾	2-1	Erskine
4-21	H	W	14-5	Presbyterian ⁽¹⁾
4-21	H	W ⁽⁷⁾	14-1	Presbyterian ⁽²⁾
4-22	H	W ⁽¹⁰⁾	12-11	Presbyterian
4-26	H	W	13-9	South Carolina ⁽¹⁾
4-26	H	L ⁽⁷⁾	2-5	South Carolina ⁽²⁾
5-3	A	W	10-4	Newberry
5-4	A	L	2-4	Newberry
5-9	H	W	13-10	Erskine
5-10	H	W	3-0	Erskine
5-12	H	W	10-9	South Carolina
5-13	H	W	6-5	South Carolina

1933 (10-10)

Head Coach - Jess Neely (2nd Season)

Date	Site	W-L	Score	Opponent
3-24	H	L	11-14	Georgia
3-30	A	L	4-5	South Carolina
3-31	A	L	0-6	South Carolina
4-3	N1	W	11-4	Erskine
4-4	N1	L	4-5	Erskine
4-6	A	W	13-7	Presbyterian
4-7	A	L	3-8	Presbyterian
4-10	H	W	9-2	Newberry
4-11	H	W	6-5	Newberry
4-13	A	L	4-6	Furman
4-14	H	W	4-1	Furman
4-17	H	L	3-4	South Carolina
4-20	A	L	0-3	# Erskine
4-21	H	W	6-3	Erskine
4-25	H	W	15-11	Presbyterian ⁽¹⁾
4-25	H	W ⁽⁷⁾	3-0	Presbyterian ⁽²⁾
4-27	A	L	8-9	Newberry
4-28	A	W	6-1	Newberry
5-1	A	W	9-8	Furman
5-2	H	L ⁽⁷⁾	1-4	Furman

- no-hit game; N1 - Anderson, S.C.

1934 (8-8-1)

Head Coach - Jess Neely (3rd Season)

Date	Site	W-L	Score	Opponent
3-30	H	L	6-7	Duke
3-31	H	W	10-5	Duke
4-4	H	L	9-11	Newberry
4-5	H	L	7-8	Furman
4-7	H	T ⁽¹¹⁾	7-7	NC State
4-9	A	W	15-8	Presbyterian
4-10	A	W	5-3	Erskine
4-12	H	L	1-8	South Carolina
4-21	A	L	7-8	Furman
4-25	H	W	8-2	Presbyterian
4-26	H	W ⁽¹²⁾	3-2	Erskine
4-27	A	L	4-5	Newberry
5-1	H	W	5-0	Wofford
5-2	A	L	4-6	South Carolina
5-3	A	W	9-6	Wofford
5-7	N1	W	5-2	Georgia
5-8	N1	L	3-4	Georgia

N1 - Gainesville, Ga.

1935 (16-7-1)

"State Champions"

Head Coach - Jess Neely (4th Season)

Date	Site	W-L	Score	Opponent
3-25	H	W	5-0	Michigan State
3-30	A	L	1-5	NC State
4-2	A	L	8-12	Duke ⁽¹⁾
4-2	A	W ⁽⁷⁾	3-0	Duke ⁽²⁾
4-5	H	W	4-0	Georgia Tech
4-9	H	W	10-2	Presbyterian
4-12	A	L	0-2	Georgia
4-13	A	W	4-3	Georgia
4-15	A	W	12-3	Wofford
4-16	H	W	5-4	South Carolina
4-19	H	W	7-2	Georgia
4-20	H	W	6-4	Georgia
4-22	H	L	1-7	Newberry
4-24	A	T ⁽¹⁰⁾	4-4	Furman
4-25	H	W	5-1	Wofford
4-26	A	W	10-2	Georgia Tech
4-27	A	L	0-6	Georgia Tech ⁽¹⁾
4-27	A	L ⁽⁷⁾	1-2	Georgia Tech ⁽²⁾

4-30	H	W	5-0	Erskine
5-1	A	W	6-3	Presbyterian
5-2	A	W	4-2	Erskine
5-7	H	W	3-2	Furman ⁽¹⁾
5-7	H	W ⁽⁷⁾	1-0	Furman ⁽²⁾
5-9	A	L	0-2	South Carolina

1936 (6-11)

Head Coach - Jess Neely (5th Season)

Date	Site	W-L	Score	Opponent
3-30	H	L	0-18	Michigan State
4-3	H	L ⁽⁷⁾	0-6	Georgia
4-4	H	L	3-8	Georgia
4-11	H	L	3-6	Erskine
4-13	A	L	0-6	Erskine
4-16	H	L	4-9	Cincinnati
4-17	H	W	10-8	Presbyterian
4-20	H	W	7-1	The Citadel
4-21	H	W	6-1	The Citadel
4-24	A	W	7-1	^ South Carolina
4-28	A	L ⁽⁷⁾	2-6	Presbyterian
5-1	H	L	5-12	NC State
5-5	H	L	5-6	South Carolina
5-8	A	L	2-6	Georgia
5-9	A	W	5-4	Georgia
5-11	H	W	2-0	Newberry
5-13	A	L	0-3	Newberry

^ - Clemson's first night game

1937 (7-12)

Head Coach - Jess Neely (6th Season)

Date	Site	W-L	Score	Opponent
3-30	H	L	1-8	Ohio
4-2	H	L	1-13	Georgia
4-3	H	W	3-2	Georgia
4-7	A	L	3-23	Erskine
4-9	A	L	0-5	Newberry
4-10	A	L	2-3	Wofford
4-12	A	L	7-10	The Citadel
4-13	A	L	0-3	The Citadel
4-15	A	W	5-4	Presbyterian
4-16	H	L	2-5	Furman
4-20	H	W	6-5	Erskine
4-22	H	L	0-1	Newberry
4-24	H	W	9-4	Wofford
4-27	A	L	3-4	South Carolina
5-3	A	W	11-9	Georgia
5-4	A	W	6-1	Georgia
5-6	A	L	5-6	Presbyterian
5-8	H	L	4-5	South Carolina
5-10	A	W	14-8	Furman

1938 (6-12)

Head Coach - Jess Neely (7th Season)

Date	Site	W-L	Score	Opponent
3-31	A	W	9-5	Wofford
4-4	A	L	5-9	Newberry
4-6	H	W	7-6	Erskine
4-11	N1	L	3-4	Erskine
4-13	H	W	4-2	Presbyterian
4-14	A	L	11-14	Georgia
4-15	H	W	10-8	Newberry
4-16	H	L ⁽¹⁰⁾	5-6	Davidson
4-19	H	L	5-7	Georgia
4-22	A	W	15-5	Presbyterian
4-25	H	L	0-3	The Citadel
4-26	H	L	2-10	The Citadel
4-28	A	L	7-14	Furman
5-2	A	L	2-7	Davidson
5-3	H	L	3-12	South Carolina
5-9	H	W	6-1	Wofford
5-10	A	L	0-3	South Carolina
5-11	H	L	4-6	Furman

N1 - Anderson, S.C.

1939 (10-7)

Head Coach - Randy Hinson (1st Season)

Date	Site	W-L	Score	Opponent
4-3	A	L	0-6	Georgia
4-4	A	L	4-27	Georgia
4-8	H	W	12-7	Ohio
4-10	H	L	7-11	Georgia
4-14	H	W	4-1	Newberry
4-15	A	L	0-2	Erskine
4-18	A	W	2-0	Wofford
4-20	H	W	10-7	Wofford
4-22	H	W	10-7	Presbyterian
4-27	H	W	9-7	South Carolina
4-29	A	L	2-11	Newberry

5-1	A	W ⁽¹⁰⁾	7-5	South Carolina
5-2	A	W	4-0	The Citadel
5-3	A	L	2-7	The Citadel
5-5	H	L	4-6	Erskine
5-12	A	W	9-7	Furman
5-13	H	W	8-4	Furman

1940 (12-2-2)

Head Coach - Randy Hinson (2nd Season)

Date	Site	W-L	Score	Opponent
3-23	H	W	15-2	Davidson
3-25	H	T ⁽⁷⁾	3-3	Michigan State
4-1	H	W	13-7	Wofford
4-6	A	W ⁽¹⁰⁾	6-5	Erskine
4-11	A	W	7-6	South Carolina
4-15	H	W	11-5	Presbyterian
4-18	A	T	13-13	Furman
4-23	H	L	3-4	Erskine
4-26	H	W	7-1	South Carolina
4-27	A	W	12-1	Presbyterian
4-29	A	W	7-2	Wofford
5-1	H	W	16-9	Furman
5-8	N1	W	12-1	The Citadel
5-9	N1	W	18-12	The Citadel
5-11	H	L	4-10	North Carolina
5-15	A	W	8-5	Davidson

N1 - Sumter, S.C.

1941 (10-6)

Head Coach - Tom Rogers (1st Season)

Date	Site	W-L	Score	Opponent
3-25	H	L	4-5	Michigan State

ALL-TIME RESULTS

1945 (7-6)

Head Coach - Walter Cox (1st Season)

Date	Site	W-L	Score	Opponent
3-31	H	W	14-7	Wofford
4-4	A	W	15-14	Wofford
4-6	A	W	7-5	Newberry
4-7	A	L	0-6	Newberry
4-13	A	L	7-8	Presbyterian
4-20	H	L	2-12	Presbyterian
4-21	H	L	6-12	Presbyterian
4-27	H	W	6-4	South Carolina
4-30	H	W	9-2	Wofford
5-4	A	L	7-11	South Carolina
5-5	A	L	0-4	South Carolina
5-9	A	W	4-2	Wofford
5-11	H	W	3-2	Newberry

1946 (12-5)

Head Coach - Randy Hinson (3rd Season)

Date	Site	W-L	Score	Opponent
3-29	H	W	6-0	# Erskine
4-3	A	L	1-2	South Carolina
4-5	H	W	23-0	Georgia
4-6	H	L	9-16	Georgia
4-9	H	W	5-4	Davidson
4-12	N1	L ⁽¹¹⁾	8-9	Georgia
4-13	A	W	10-6	Georgia
4-19	H	W	8-5	Presbyterian
4-20	A	L	5-7	Newberry
4-23	A	W	4-2	Furman
4-26	A	W	5-1	Erskine
4-30	A	W	9-2	Wofford
5-6	H	L	1-6	Newberry
5-7	H	W	8-0	Wofford
5-11	A	W	8-3	Davidson
5-13	H	W	2-1	Furman
5-18	H	W	12-2	South Carolina
# - no-hit game; N1 - Thomson, Ga.				

1947 (24-5 OVERALL; 13-2 SoCon, 1st)

SoCon Champion

NCAA Eastern Finals

Head Coach - Randy Hinson (4th Season)

Date	Site	W-L	Score	Opponent
3-25	H	W	10-9	* NC State
3-28	H	W	10-9	* Duke
3-29	H	L	11-13	* Duke
4-3	A	W	8-2	Presbyterian
4-7	H	W	4-3	Wofford
4-8	H	W	2-1	* Davidson
4-11	A	W	4-1	* South Carolina
4-12	A	W	17-8	* South Carolina
4-17	H	W	7-2	Georgia
4-18	A	W	14-4	* The Citadel
4-21	A	L	7-8	Georgia
4-24	H	W	9-4	Newberry
4-26	A	W	10-5	Newberry
4-30	H	W ⁽⁷⁾	8-5	* The Citadel
5-2	A	W	5-4	Erskine
5-3	A	W	11-5	Wofford
5-5	H	W	19-7	* Furman
5-6	A	L	4-7	* Furman
5-9	H	W	3-2	Erskine
5-10	A	W	15-1	* Davidson
5-13	H	W	9-6	* Furman
5-14	A	W	13-3	* Furman
5-23	H	W	17-3	* South Carolina
5-24	H	W	10-8	* South Carolina
6-12	N1	W	8-3	# Auburn
6-13	N1	W	1-0	# Alabama
6-14	N1	L	2-8	# Alabama ⁽¹⁾
6-14	N1	W	4-1	# Alabama ⁽²⁾
6-20	A	L	3-7	\$ Yale

* - SoCon game; # - NCAA Southern Playoffs; \$ - NCAA Eastern Finals; N1 - Charlotte, N.C.

1948 (14-12-1 OVERALL; 8-8-1 SoCon)

Head Coach - Walter Cox (2nd Season)

Date	Site	W-L	Score	Opponent
3-22	H	T ⁽¹⁰⁾	8-8	* Virginia Tech
3-24	H	L	3-5	* Duke
3-25	H	L	2-3	* Duke
3-30	H	L	4-5	Ohio
4-1	H	L	1-4	* Washington and Lee
4-5	H	W	5-0	* Davidson
4-9	H	L	1-12	* North Carolina
4-10	A	L ⁽¹⁰⁾	6-7	* Davidson
4-12	A	L	2-5	Georgia
4-16	H	L	4-7	* South Carolina

4-17	H	W	11-2	* South Carolina
4-19	H	W	7-6	* Furman
4-23	H	W	9-2	Presbyterian
4-24	A	L	4-5	Newberry
4-28	A	L	8-11	* Furman
4-30	A	W	8-1	Wofford
5-1	A	W	3-1	Erskine
5-3	H	L	1-3	* Furman
5-5	A	W	2-1	Presbyterian
5-7	H	W	16-10	Wofford
5-10	A	W	5-4	* Furman
5-14	H	W	13-9	Newberry
5-15	N1	L	2-8	Erskine
5-18	H	W	4-3	* The Citadel
5-21	A	W	7-2	* South Carolina
5-22	A	W	6-5	* South Carolina
5-25	A	W	6-4	* The Citadel
* - SoCon game; N1 - Anderson, S.C.				

1949 (11-12 OVERALL; 10-5 SoCon)

Head Coach - Walter Cox (3rd Season)

Date	Site	W-L	Score	Opponent
3-26	H	W	8-1	* Davidson
3-30	H	W	13-3	* Duke
3-31	H	L	16-18	* Duke
4-1	A	W	4-3	Presbyterian
4-4	H	L	6-12	Georgia
4-9	H	L	5-19	Presbyterian
4-15	A	L	7-9	Florida
4-16	A	L ⁽¹⁰⁾	13-14	Florida
4-18	H	L	18-20	Wofford
4-19	H	W	9-6	* Furman
4-23	A	L ⁽⁷⁾	0-2	* The Citadel ⁽¹¹⁾
4-23	A	W ⁽⁷⁾	5-0	* The Citadel ⁽²⁾
4-26	A	L	9-10	Newberry
4-27	A	W	16-3	* Furman
5-2	H	W ⁽¹⁰⁾	6-5	* Furman
5-4	A	L	1-3	Wofford
5-6	H	W ⁽¹¹⁾	6-5	* South Carolina
5-10	A	W ⁽¹²⁾	4-3	* Furman
5-13	H	W	10-5	* The Citadel
5-14	H	W	16-4	* The Citadel
5-16	N1	L	1-6	* NC State
5-20	A	L	2-4	* South Carolina
5-21	A	L	6-7	* South Carolina
* - SoCon game; N1 - Laurinburg, N.C.				

1950 (20-11 OVERALL; 13-3 SoCon)

NCAA District III Playoffs

Head Coach - Walter Cox (4th Season)

Date	Site	W-L	Score	Opponent
3-24	H	W	14-12	Michigan State
3-25	H	L	5-18	Michigan State
3-29	H	L	8-9	* Duke
3-30	H	W	17-6	* Duke
4-1	A	W	15-2	Presbyterian
4-6	N1	L	1-2	# Bradley
4-6	A	L	0-6	# Rollins
4-7	N1	W	9-1	# Bradley
4-8	A	W	13-9	# Rollins
4-11	H	W ⁽¹⁰⁾	11-10	Presbyterian
4-12	A	L	5-8	Georgia
4-15	H	W	13-11	* Davidson
4-17	H	W	7-3	Georgia
4-18	H	W	12-0	* Furman
4-21	A	W	16-4	* The Citadel
4-22	A	W ⁽¹⁰⁾	7-5	* The Citadel
4-26	A	W	10-3	* Furman
4-29	A	L	4-6	* Davidson
5-1	H	W	21-6	* Furman
5-5	A	W	14-5	* South Carolina
5-6	A	L	2-10	* South Carolina
5-9	A	W	11-7	* Furman
5-12	H	W	19-10	* The Citadel
5-13	H	W	12-11	* The Citadel
5-15	H	W ⁽¹¹⁾	8-7	* South Carolina
5-16	H	W	18-9	* South Carolina
5-26	N2	L	2-14	+ Wake Forest
5-26	N2	W	1-0	+ Virginia Tech
5-27	N2	L	2-3	+ Maryland
6-8	N3	L	1-6	* Alabama
6-9	N3	L	2-4	\$ Kentucky
* - SoCon game; # - Rollins Invitational; + - SoCon Tournament; \$ - NCAA District III Playoffs; N1 - Winter Park, Fla.; N2 - Greensboro, N.C.; N3 - Kannapolis, N.C.				

1951 (18-7 OVERALL; 16-2 SoCon)

Head Coach - Walter Cox (5th Season)

Date	Site	W-L	Score	Opponent
3-23	A	L	9-10	Rollins
3-24	A	L	2-5	Rollins
3-26	H	L	7-8	Michigan State
3-27	H	L	6-16	Michigan State
4-4	A	W	4-1	Erskine
4-7	A	W	12-5	* Davidson
4-9	H	W	8-6	* South Carolina
4-10	H	W	11-1	* South Carolina
4-14	A	W	15-5	* The Citadel ⁽¹⁾
4-14	A	W ⁽⁷⁾	3-1	* The Citadel ⁽²⁾
4-17	H	W	26-13	* Furman
4-20	H	W	7-6	* The Citadel
4-21	H	W	12-3	* The Citadel
4-25	A	W	10-8	* Furman
4-26	A	W	4-3	* Duke
4-27	A	W	4-3	* North Carolina
4-28	A	L	5-7	* NC State
4-30	H	W	6-1	* Furman
5-4	H	W	20-2	* Davidson
5-5	H	L ⁽¹⁰⁾	8-12	* Wake Forest
5-8	A	W	12-2	* Furman
5-11	N1	W	12-4	* South Carolina
5-12	A	W ⁽⁷⁾	16-5	* South Carolina
5-18	N2	W	6-2	+ West Virginia
5-19	N2	L	0-5	+ Duke
* - SoCon game; + - SoCon Tournament; N1 - Orangeburg, S.C.; N2 - Greensboro, N.C.				

1952 (10-12 OVERALL; 10-10 SoCon)

Head Coach - Bob Smith (1st Season)

Date	Site	W-L	Score	Opponent
3-24	H	L	3-13	Michigan State
3-25	H	L ⁽⁸⁾	1-5	Michigan State
3-28	H	L	8-14	* Duke
3-29	H	W	10-9	* Duke
4-2	H	W	21-5	* Davidson
4-4	N1	W	5-2	* South Carolina
4-5	A	L	4-6	* South Carolina
4-7	H	L	5-12	* Wake Forest
4-8	H	L	14-16	* Wake Forest
4-12	A	L	3-4	* Davidson
4-14	A	L	2-6	* Duke
4-15	A	L	7-11	* Wake Forest
4-18	H	L	5-8	* The Citadel
4-19	H	W	14-4	* The Citadel
4-23	H	W	4-2	* Furman
4-25	H	L	3-4	* North Carolina
4-29	A	L ⁽¹⁵⁾	4-5	* Furman
5-3	A	W ⁽¹⁰⁾	6-4	* The Citadel ⁽¹⁾
5-3	A	W ⁽⁷⁾	6-4	* The Citadel ⁽²⁾
5-5	H	W ⁽¹⁰⁾	12-11	* Furman ⁽¹⁾
5-5	H	W ⁽⁷⁾	5-4	* Furman ⁽²⁾
5-9	H	W	3-1	* South Carolina
* - SoCon game; N1 - Orangeburg, S.C.				

1953 (11-6 OVERALL; 11-6 SoCon)

Head Coach - Bob Smith (2nd Season)

Date	Site	W-L	Score	Opponent
3-24	H	W ⁽⁷⁾	4-3	* The Citadel ⁽¹⁾
3-24	H	W ⁽⁸⁾	11-7	* The Citadel ⁽²⁾
3-26	H	L	4-5	* Duke
4-3	A	L	4-5	* North Carolina
4-4	A	W	8-4	* NC State
4-8	A	W	15-1	* Furman
4-10	H	W ⁽⁷⁾	7-0	* Davidson ⁽¹⁾
4-10	H	W	6-4	* Davidson ⁽²⁾
4-13	H	W	13-4	* South Carolina
4-14	H	L	7-9	* South Carolina
4-22	H	W ⁽¹⁴⁾	13-12	* Furman
4-25	A	L ⁽⁷⁾	4-6	* Furman
5-1	N1	W	5-0	* The Citadel
5-2	A	L	1-5	* The Citadel
5-8	A	W	2-0	# South Carolina
5-9	A	L	4-13	* South Carolina
5-11	N2	W	3-1	* Furman
* - SoCon game; # - no-hit game; N1 - Orangeburg, S.C.; N2 - Anderson, S.C.				

1954 (14-10 OVERALL; 8-4 ACC, 1st)

ACC Champion

Head Coach - Bob Smith (3rd Season)

Date	Site	W-L	Score	Opponent
3-22	A	W	3-2	Florida
3-23	A	L	9-10	Florida
3-26	N1	W ⁽⁸⁾	7-4	Ohio State
3-26	A	L	0-3	Rollins

3-27	N1	L	5-11	Ohio State
3-29	H	W	19-4	Washington and Lee
3-30	H	W	22-2	Washington and Lee
4-2	H	W	5-1	* NC State
4-3	H	W	8-4	* NC State
4-8	A	W	5-2	Furman
4-13	A	W	10-1	* South Carolina
4-15	A	W	5-3	* Wake Forest
4-20	A	W	5-0	* Wake Forest
4-23	A	W	5-4	* Duke
4-24	A	L	0-11	* Duke
4-30	H	W ⁽¹⁰⁾	4-3	* North Carolina
5-1	H	L	8-10	* North Carolina
5-4	H	W	2-0	* South Carolina
5-8	A	L	2-3	* Maryland ⁽¹⁾
5-8	A	L	0-3	* Maryland ⁽²⁾
5-12	H	L	9-13	Furman
5-15	N2	W	11-0	Newberry
5-22	H	L	10-11	\$ Virginia Tech
5-24	A	L	1-7	\$ Virginia Tech
* - ACC game; \$ - NCAA District III play-in game; N1 - Winter Park, Fla.; N2 - Joanna, S.C.				

1955 (7-11 OVERALL; 5-9 ACC, 7th)

Head Coach - Bob Smith (4th Season)

Date	Site	W-L	Score	Opponent
3-29	N1	W	5-3	* Duke
4-2	H	L ⁽⁷⁾	2-3	* NC State
4-7	H	W	3-2	* Virginia
4-8	H	W	11-8	* Virginia
4-12	H	L	4-18	* Maryland ⁽¹⁾
4-12	H	L ⁽⁷⁾	2-11	* Maryland ⁽²⁾
4-15	A	L	4-6	Georgia Tech
4-16	A	W	8-4	Georgia Tech
4-19	A	W	7-2	Furman
4-22	A	L	3-10	* Duke
4-23	A	W	4-3	* North Carolina
4-25	A	L	4-11	* Wake Forest
4-26	A	W	12-10	* NC State
4-30	H	L	3-4	* South Carolina
5-6	H	L	11-15	* Wake Forest
5-7	H	L	8-11	* North Carolina
5-11	A	L	2-9	* South Carolina
5-14	H	L	7-8	Furman

* - ACC game; N1 - Anderson, S.C.

ALL-TIME RESULTS

5-10	A	L	2-4	* Maryland
5-11	A	L	3-8	* Virginia
5-14	H	W	10-6	* South Carolina

* - ACC game

1958 (22-8 OVERALL; 11-3 ACC, 1st)

ACC Champion

College World Series Participant

Head Coach - Bill Wilhelm (1st Season)

Date	Site	W-L	Score	Opponent
3-24	H	W ⁽⁷⁾	7-5	Michigan State
3-27	A	W	9-1	Furman
3-31	A	W ⁽¹¹⁾	5-4	The Citadel
4-2	H	W	23-9	The Citadel
4-3	H	L	2-3	Michigan State
4-4	H	W	10-1	* Virginia
4-5	H	W	6-2	* Maryland
4-8	A	L	1-8	Georgia Tech
4-9	H	W	2-1	* North Carolina
4-14	A	W	10-4	* Virginia
4-15	A	W	13-4	* Maryland
4-16	A	W	6-5	* NC State
4-17	H	W	12-8	* Wake Forest
4-21	H	W	5-3	* South Carolina
4-25	A	L	1-2	* North Carolina
4-26	A	L	4-5	* Wake Forest
5-1	A	W	8-1	* Duke
5-3	A	W	15-11	* NC State
5-8	H	W	11-6	Furman
5-9	A	W	9-2	* South Carolina
5-12	A	L	1-7	* Duke
5-19	N1	W	4-1	^ North Carolina
6-5	N1	L	6-8	\$ Florida
6-7	N1	W	4-2	\$ George Washington
6-7	N1	W ⁽¹⁰⁾	8-5	\$ Florida State
6-9	N1	W	15-14	\$ Florida ⁽¹⁾
6-9	N1	W	3-1	\$ Florida ⁽²⁾
6-14	N2	W	4-1	! Arizona
6-15	N2	L	4-17	! Holy Cross
6-16	N2	L	3-5	! Western Michigan

* - ACC game; ^ - ACC Playoffs; \$ - NCAA District III Playoffs; !

- College World Series; N1 - Gastonia, N.C.; N2 - Omaha, Neb.

1959 (24-8 OVERALL; 9-5 ACC, 1st)

ACC Champion

College World Series Participant

Ranked No. 7 by Collegiate Baseball

Head Coach - Bill Wilhelm (2nd Season)

Date	Site	W-L	Score	Opponent
3-23	H	W	8-6	The Citadel
3-26	H	W	6-1	Massachusetts
3-27	H	W	13-1	* Virginia
3-28	N1	W	9-2	* Maryland
3-30	A	W	8-2	Georgia
3-31	H	W	16-8	Adelphi
4-1	H	W	4-3	* Wake Forest
4-3	A	W	11-0	* South Carolina
4-4	A	W	6-4	Furman
4-6	H	L	3-6	* North Carolina
4-7	H	L	7-8	* NC State
4-14	A	L	3-7	* Maryland
4-15	A	L	3-4	* Virginia
4-24	A	W	2-1	* North Carolina
4-25	A	W	6-5	* Wake Forest
4-28	H	W	2-1	Georgia
4-30	A	W	12-7	* Duke
5-1	A	W	10-0	* Duke
5-2	A	L	2-9	* NC State
5-4	H	W	5-2	Georgia Southern
5-5	H	L	1-2	Georgia Southern
5-8	H	W	10-1	Furman
5-9	A	W	6-2	Oglethorpe
5-12	H	W	10-1	* South Carolina
5-16	N2	W	4-2	^ Wake Forest
5-18	N3	W	9-7	^ North Carolina
6-4	N3	W	9-6	\$ Georgia Tech
6-5	N3	W	24-2	\$ Florida State
6-6	N3	W	5-0	\$ Florida State
6-13	N4	L ⁽¹²⁾	2-3	! Arizona
6-14	N4	W	7-1	! Colorado State
6-15	N4	L	0-7	! Penn State

* - ACC game; ^ - ACC Playoffs; \$ - NCAA District III Playoffs; ! - College World Series; N1 - Orangeburg, S.C.; N2 - Thomasville, N.C.; N3 - Gastonia, N.C.; N4 - Omaha, Neb.

1960 (11-10-1 OVERALL; 7-6 ACC, 4th)

Head Coach - Bill Wilhelm (3rd Season)

Date	Site	W-L	Score	Opponent
3-21	A	T	7-7	Georgia Southern
3-22	A	W ⁽⁸⁾	15-4	Georgia Southern
3-25	H	L	5-8	The Citadel
3-26	H	W	16-6	The Citadel
3-31	H	W	10-0	Georgia Tech
4-2	H	W	11-10	Georgia
4-8	H	W	15-5	* Virginia
4-9	H	L	5-20	* Maryland
4-15	A	W	4-0	* North Carolina
4-16	A	L	0-5	* NC State
4-19	A	W	6-2	* Virginia
4-23	H	W	12-10	* South Carolina
4-25	A	L	1-4	Georgia
5-2	H	W	15-5	* Wake Forest ⁽¹⁾
5-2	H	L ⁽⁷⁾	2-3	* Wake Forest ⁽²⁾
5-3	H	W	6-1	* Duke
5-4	H	W	4-2	* Duke
5-5	A	L	1-2	* South Carolina
5-9	H	L	3-6	* North Carolina
5-10	H	L ⁽¹⁰⁾	7-8	* NC State
5-13	H	L	4-6	Furman
5-14	A	L ⁽¹¹⁾	3-4	Furman

* - ACC game

1961 (12-11 OVERALL; 6-8 ACC, 5th)

Head Coach - Bill Wilhelm (4th Season)

Date	Site	W-L	Score	Opponent
3-24	A	L	4-6	The Citadel
3-25	A	W	6-4	The Citadel
4-1	H	W	9-8	* Maryland
4-1	H	W	23-9	* Virginia
4-4	A	W	5-3	Georgia
4-7	H	L	5-8	* Duke
4-8	H	L	0-5	* Wake Forest
4-11	H	W	14-9	Furman
4-14	H	L	9-17	* North Carolina
4-18	H	W	21-5	* South Carolina
4-21	A	L	7-9	* Maryland
4-22	A	W	10-6	* Virginia
4-25	A	W	3-1	* South Carolina
4-28	A	L	2-9	* North Carolina
4-29	A	L ⁽⁷⁾	1-2	* NC State ⁽¹⁾
4-29	A	W	11-6	* NC State ⁽²⁾
5-2	A	W	15-5	Georgia Tech
5-5	A	L	3-4	* Wake Forest
5-6	A	L	1-3	* Duke
5-11	H	W	20-2	Rollins
5-12	H	L ⁽⁶⁾	2-4	Rollins
5-13	N1	W	7-4	% North Carolina
5-15	A	L ⁽⁶⁾	4-5	Furman

* - ACC game; % - not counted in ACC standings; N1 - Belmont, N.C.

1962 (17-8 OVERALL; 8-6 ACC, T-3rd)

Head Coach - Bill Wilhelm (5th Season)

Date	Site	W-L	Score	Opponent
3-20	A	L	2-10	Georgia
3-23	H	W	17-1	The Citadel
3-24	H	W	22-3	The Citadel
3-30	A	L	8-14	Florida State
4-3	H	W	6-3	Georgia
4-7	H	W	3-2	* Maryland
4-10	H	L	3-4	* Duke
4-14	A	W	3-2	* Maryland
4-16	A	W ⁽⁷⁾	11-2	* Virginia ⁽¹⁾
4-16	A	L	5-7	* Virginia ⁽²⁾
4-19	H	W	14-11	Florida State
4-20	H	W	6-4	* Wake Forest
4-21	A	W	9-6	Georgia Tech ⁽¹⁾
4-21	A	W ⁽⁷⁾	18-4	Georgia Tech ⁽²⁾
4-24	A	W	5-4	* South Carolina
4-27	A	L	5-11	* North Carolina
4-28	A	W	9-2	* NC State
5-2	H	W	7-3	Furman
5-4	A	L	4-20	* Wake Forest
5-5	A	L	3-7	* Duke
5-8	H	W	27-17	* South Carolina
5-11	H	W	11-4	* North Carolina
5-12	H	L	0-1	* NC State
5-14	N1	W	6-0	% Wake Forest
5-15	A	W	11-1	Furman

* - ACC game; % - not counted in ACC standings; N1 - Belmont, N.C.

1963 (15-11 OVERALL; 9-5 ACC, T-2nd)

Head Coach - Bill Wilhelm (6th Season)

Date	Site	W-L	Score	Opponent
3-21	A	L	7-10	Florida State
3-22	A	W	12-7	Florida State
3-23	A	L	3-12	Florida State
3-23	N1	W	17-4	Navy
3-27	A	W	6-4	Georgia Tech
3-29	A	W	7-4	The Citadel
3-30	A	L	3-7	# The Citadel
4-3	H	L	8-10	Georgia Tech
4-8	H	L	6-11	Georgia
4-10	A	L	2-5	Georgia
4-12	A	L	4-5	* Virginia
4-13	A	W	10-4	* Virginia
4-15	A	L	1-2	* Maryland
4-16	A	W ⁽¹³⁾	7-3	* Maryland
4-19	H	W	14-7	* NC State
4-20	H	W	8-2	* North Carolina
4-23	H	W	9-2	* South Carolina
4-26	A	L	5-14	* Wake Forest
4-27	A	W	5-1	* Duke
5-3	H	W	5-4	* Duke
5-4	H	L	8-14	* Wake Forest
5-7	A	W	6-5	Furman
5-10	A	W	12-11	* NC State
5-11	A	L	4-6	* North Carolina
5-14	A	W	5-1	† * South Carolina
5-15	H	W	11-6	Furman

* - ACC game; # - no-hit game; † - Wilhelm's

100th victory; N1 - Tallahassee, Fla.

1964 (13-13 OVERALL; 6-7 ACC, T-4th)

Head Coach - Bill Wilhelm (7th Season)

Date	Site	W-L	Score	Opponent
3-19	A	L	5-8	Florida State
3-20	A	W	8-5	Florida State
3-20	N1	L	3-6	Tennessee
3-21	A	L	6-12	Florida State
3-23	H	W	9-3	Yale
3-24	H	W	10-5	Yale
3-27	H	W	9-1	* Virginia
3-28	H	L	9-11	* Virginia
3-30	H	L	3-6	* Maryland
3-31	H	W	11-8	* Maryland
4-1	H	W	11-4	Cornell
4-9	A	W	11-9	Georgia
4-11	H	L	8-10	Georgia
4-14	H	W	22-4	Georgia Tech
4-17	A	L	2-3	* NC State
4-18	A	L	3-4	* North Carolina
4-24	A	W	5-3	* Duke
4-25	A	L ⁽¹¹⁾	3-4	* Wake Forest
4-28	A	W	4-2	* South Carolina
5-1	H	L	0-3	* Wake Forest
5-6	A	W	1-0	Furman
5-8	H	W	9-4	* NC State
5-9	H	L	5-12	* North Carolina
5-12	H	W	5-3	* South Carolina
5-13	H	L	9-10	Furman
5-14	A	L	3-4	Georgia Tech

* - ACC game; N1 - Tallahassee, Fla.

1965 (18-10-2 OVERALL; 9-5 ACC, 2nd)

Head Coach - Bill Wilhelm (8th Season)

Date	Site	W-L	Score	Opponent
3-20	A	L	0-2	Georgia
3-22	A	W	4-2	The Citadel
3-23	A	W	6-2	The Citadel
3-30	H	L	3-6	Ohio
3-31	H	W ⁽⁷⁾	15-1	Miami (Ohio)
4-1	H	W	14-0	Miami (Ohio) ⁽¹⁾
4-1	H	W ⁽⁷⁾	9-0	Miami (Ohio) ⁽²⁾
4-3	H	W ⁽⁷⁾	4-2	Georgia Tech ⁽¹⁾
4-3	H	T ⁽⁷⁾	6-6	Georgia Tech ⁽²⁾
4-6	H	W	11-9	Furman
4-9	H	W	6-5	* North Carolina
4-10	H	L	5-8	* NC State
4-12	H	L	4-8	Georgia
4-16	A	L	1-6	* Maryland
4-17	A	L	1-2	* Maryland
4-20	A	W	5-2	* Virginia ⁽¹⁾
4-20	A	L	0-1	* Virginia ⁽²⁾
4-23	H	W	10-2	* Duke
4-24	H	W	9-5	* Wake Forest
4-26	H	W	9-8	Florida State
4-27	H	L	11-13	Florida State ⁽¹⁾
4-27	H	L ⁽⁵⁾	3-16	Florida State ⁽²⁾
4-30	A	L ⁽¹³⁾	3-4	* North Carolina

5-1	A	W	6-4	* NC State
5-4	H	W	18-1	* South Carolina
5-7	A	W	8-0	* Duke
5-8	A	W	2-0	* Wake Forest
5-11	A	T	4-4	Georgia Tech
5-13	A	W	9-3	* South Carolina
5-15	A	W	4-3	Furman

* - ACC game

1966 (20-7-2 OVERALL; 9-4 ACC, 2nd)

Head Coach - Bill Wilhelm (9th Season)

Date	Site	W-L	Score	Opponent
3-21	H	W	11-0	Virginia Tech
3-22	H	W	9-6	Virginia Tech
3-25	H	W	11-5	The Citadel
3-26	H	W	27-2	The Citadel
3-28	H	T ⁽¹⁰⁾	12-12	Ohio
3-29	H	W	6-4	Ohio
3-30	H	W	8-3	Ohio
4-2	H	W	11-0	* Duke
4-5	H	W	7-3	* Wake Forest
4-8	H	W	11-2	* Maryland
4-9	H	W	12-7	* Maryland
4-11	H	W	8-4	* Virginia
4-12	H	W	18-3	* Virginia
4-15	A	L	1-6	* North Carolina
4-16	A	L	6-7	* NC State
4-18	H	W	14-9	Georgia Tech
4-19	A	W	17-9	Georgia
4-23	A	L	5-6	* Wake Forest
4-25	H	W	18-6	Furman
4-26	H	W	11-6	* South Carolina
4-30	H	L ⁽⁸⁾	3-5	* North Carolina
5-12	H	T ⁽⁸⁾	3-3	Georgia
5-16	H	W	8-7	* NC State
5-17	A	W	6-3	Furman
5-19	A	W	8-2	* South Carolina
5-20	A	L	1-4	Georgia Tech
5-23	A	L	5-11	Florida State
5-24	A	L	3-4	Florida State
5-25	A	W	4-3	Florida State

ALL-TIME RESULTS

1968 (27-14 OVERALL; 11-7 ACC, 4th)

Head Coach - Bill Wilhelm (11th Season)				
Date	Site	W-L	Score	Opponent
3-13	A	W ⁽⁷⁾	6-3	Mississippi State ⁽¹⁾
3-13	A	W ⁽⁷⁾	2-1	Mississippi State ⁽²⁾
3-14	A	L	0-11	Ole Miss
3-15	A	L ⁽⁷⁾	0-6	Ole Miss ⁽¹⁾
3-15	A	W ⁽⁷⁾	5-3	Ole Miss ⁽²⁾
3-19	H	L ⁽⁷⁾	5-9	Ohio ⁽¹⁾
3-19	H	W ⁽⁷⁾	7-5	Ohio ⁽²⁾
3-20	H	W	5-4	Ohio
3-22	H	L ⁽⁶⁾	2-6	Virginia Tech
3-23	H	W	2-1	Virginia Tech
3-26	H	W	20-4	Furman
3-29	H	W	6-4	* Virginia
3-30	H	W	8-1	Springfield
4-2	H	W ⁽¹¹⁾	3-2	Georgia
4-6	H	W ⁽⁷⁾	11-0	* Wake Forest ⁽¹⁾
4-6	H	W ⁽⁷⁾	9-0	* Wake Forest ⁽²⁾
4-8	H	W ⁽⁷⁾	8-4	Rhode Island ⁽¹⁾
4-8	H	L ⁽⁷⁾	3-6	Rhode Island ⁽²⁾
4-9	H	W	3-2	Rhode Island
4-11	A	W	12-4	Furman
4-12	H	W	14-7	* NC State
4-13	H	L ⁽⁷⁾	1-2	* North Carolina ⁽¹⁾
4-13	H	W ⁽⁷⁾	4-0	* North Carolina ⁽²⁾
4-15	H	W	6-3	Georgia Tech
4-16	H	W	6-5	† * South Carolina
4-20	H	W ⁽⁷⁾	3-1	* Maryland ⁽¹⁾
4-20	H	L ⁽⁷⁾	2-7	* Maryland ⁽²⁾
5-2	A	W ⁽¹⁰⁾	2-1	* North Carolina
5-3	A	L ⁽⁷⁾	2-4	* NC State ⁽¹⁾
5-3	A	L ⁽⁷⁾	1-6	* NC State ⁽²⁾
5-4	A	L	0-7	Georgia Tech
5-6	A	W ⁽¹⁰⁾	3-2	Georgia
5-7	A	W ⁽⁷⁾	1-0	* South Carolina ⁽¹⁾
5-7	A	L ⁽⁷⁾	3-4	* South Carolina ⁽²⁾
5-8	A	W	7-0	East Carolina
5-9	A	W	8-1	East Carolina
5-10	A	W ⁽¹⁰⁾	2-0	* Wake Forest
5-11	A	W ⁽⁷⁾	5-3	* Duke ⁽¹⁾
5-11	A	L ⁽⁷⁾	0-7	* Duke ⁽²⁾
5-13	A	L ⁽¹¹⁾	2-3	George Washington
5-14	A	L	0-1	* Maryland

* - ACC game; † - Wilhelm's 200th victory

1969 (27-17-2 OVERALL; 12-8-1 ACC, 3rd)

Head Coach - Bill Wilhelm (12th Season)				
Date	Site	W-L	Score	Opponent
3-15	H	W	5-4	East Tennessee State ⁽¹⁾
3-15	H	W ⁽⁷⁾	7-2	East Tennessee State ⁽²⁾
3-19	H	L	3-17	Ohio
3-20	H	L ⁽¹¹⁾	5-7	Ohio
3-21	H	W	5-4	Virginia Tech
3-22	H	W ⁽⁷⁾	5-4	Virginia Tech
3-22	H	W	18-1	Kent State
3-24	H	L ⁽⁷⁾	5-9	Kent State ⁽¹⁾
3-24	H	T ⁽⁶⁾	6-6	Kent State ⁽²⁾
3-25	H	W	16-10	Massachusetts
3-26	H	W	13-9	Massachusetts
3-28	H	W ⁽⁷⁾	28-1	Buffalo
3-29	H	W ⁽⁷⁾	15-4	Buffalo ⁽¹⁾
3-29	H	W ⁽⁷⁾	18-4	Buffalo ⁽²⁾
3-30	H	W	10-1	Georgia
4-1	H	W	12-5	Furman
4-4	H	W ⁽⁷⁾	5-3	* NC State ⁽¹⁾
4-4	H	W ⁽⁷⁾	3-0	* NC State ⁽²⁾
4-5	H	L	5-10	* North Carolina
4-7	A	L	6-13	* Duke
4-8	A	W ⁽⁷⁾	4-3	* Wake Forest ⁽¹⁾
4-8	A	L ⁽⁷⁾	0-11	* Wake Forest ⁽²⁾
4-9	A	W	16-11	Georgia
4-11	H	W ⁽⁷⁾	12-5	* Virginia ⁽¹⁾
4-11	H	W ⁽⁷⁾	9-3	* Virginia ⁽²⁾
4-12	H	W	7-0	* Maryland
4-16	A	T ⁽¹³⁾	4-4	* South Carolina
4-19	H	L	2-6	Florida State ⁽¹⁾
4-19	H	L	1-3	Florida State ⁽²⁾
4-21	H	L	3-4	Georgia Tech
4-23	H	W	14-1	Jacksonville
4-26	A	W	10-3	Furman
5-6	H	L ⁽⁷⁾	1-2	* South Carolina ⁽¹⁾
5-6	H	W ⁽⁷⁾	7-3	* South Carolina ⁽²⁾
5-7	A	L	8-9	Davidson
5-9	H	W	7-6	* Wake Forest
5-10	H	W ⁽⁷⁾	8-5	* Duke ⁽¹⁾
5-10	H	W ⁽⁷⁾	7-2	* Duke ⁽²⁾
5-12	A	L	1-7	* NC State
5-13	A	L ⁽⁷⁾	2-5	* North Carolina ⁽¹⁾

5-13	A	W ⁽⁷⁾	7-4	* North Carolina ⁽²⁾
5-14	A	L	2-3	Virginia Tech
5-15	A	L	1-8	Virginia Tech
5-16	A	L	0-2	* Virginia
5-17	A	L ⁽⁷⁾	2-3	* Maryland ⁽¹⁾
5-17	A	W ⁽⁷⁾	7-5	* Maryland ⁽²⁾

* - ACC game

1970 (32-16 OVERALL; 14-7 ACC, 2nd)

Ranked No. 18 by Collegiate Baseball Head Coach - Bill Wilhelm (13th Season)				
Date	Site	W-L	Score	Opponent
3-7	H	W ⁽⁷⁾	10-0	* Louisville ⁽¹⁾
3-7	H	W ⁽⁷⁾	8-1	Louisville ⁽²⁾
3-12	A	L	3-13	Florida
3-13	A	L	4-5	Florida
3-14	A	W ⁽⁷⁾	5-2	Florida ⁽¹⁾
3-14	A	W ⁽⁷⁾	6-3	Florida ⁽²⁾
3-16	A	W	5-3	Jacksonville
3-17	A	L	0-4	Jacksonville
3-18	N1	W ⁽⁸⁾	5-4	# Virginia Tech
3-18	A	W ⁽⁷⁾	5-1	# Georgia Southern
3-19	N1	W ⁽⁷⁾	6-3	# Virginia Tech
3-19	A	W	6-2	# Georgia Southern
3-23	H	W	6-5	George Washington
3-25	H	L	1-5	Ohio
3-26	H	W ⁽¹⁰⁾	7-6	Ohio
3-27	H	W	14-2	Vermont
3-28	H	W ⁽⁷⁾	8-2	Rider ⁽¹⁾
3-28	H	W ⁽⁸⁾	2-1	Rider ⁽²⁾
4-4	H	W ⁽⁷⁾	2-1	* Wake Forest ⁽¹⁾
4-4	H	W ⁽⁷⁾	5-0	* Wake Forest ⁽²⁾
4-5	H	W	3-1	* Duke
4-7	H	W	17-6	Georgia Tech
4-8	A	W	16-4	Belmont Abbey
4-10	H	W	2-0	* NC State
4-11	H	W ⁽⁷⁾	6-4	* North Carolina ⁽¹⁾
4-11	H	W ⁽⁸⁾	5-0	* North Carolina ⁽²⁾
4-14	A	L ⁽⁷⁾	1-2	* South Carolina ⁽¹⁾
4-14	A	W ⁽⁷⁾	2-1	* South Carolina ⁽²⁾
4-15	H	W	4-1	Georgia
4-16	H	W	8-6	Belmont Abbey
4-18	A	L	1-5	* Maryland
4-19	A	W ⁽⁷⁾	5-3	* Virginia ⁽¹⁾
4-19	A	L ⁽⁷⁾	1-5	* Virginia ⁽²⁾
5-5	H	W	4-0	* South Carolina
5-6	A	L ⁽¹²⁾	10-11	Georgia
5-7	A	L	1-7	Georgia Tech
5-9	H	W ⁽⁷⁾	3-1	* Maryland ⁽¹⁾
5-9	H	W ⁽⁷⁾	9-1	* Maryland ⁽²⁾
5-10	H	W	6-2	* Virginia
5-11	A	L	3-5	* North Carolina
5-12	A	W ⁽⁷⁾	7-2	* NC State ⁽¹⁾
5-12	A	L ⁽⁷⁾	2-3	* NC State ⁽²⁾
5-13	A	L	5-14	Virginia Tech
5-14	A	L	0-1	Virginia Tech
5-15	A	W	9-5	* Wake Forest
5-16	A	L ⁽⁷⁾	1-2	* Duke ⁽¹⁾
5-16	A	L ⁽⁷⁾	1-2	* Duke ⁽²⁾
5-22	N2	L	3-4	^ Maryland

* - ACC game; ° - first game played at Doug Kingsmore Stadium; # - Georgia Southern Tournament; ^ - ACC Playoff game; N1 - Statesboro, Ga.; N2 - Raleigh, N.C.

1971 (27-14 OVERALL; 10-4 ACC, 2nd)

Ranked No. 22 by Collegiate Baseball Head Coach - Bill Wilhelm (14th Season)				
Date	Site	W-L	Score	Opponent
3-6	H	W ⁽⁷⁾	4-0	Louisville ⁽¹⁾
3-6	H	W ⁽⁷⁾	9-2	Louisville ⁽²⁾
3-11	H	L	1-2	East Tennessee State
3-12	H	W	4-3	East Tennessee State
3-15	A	W	10-5	Ole Miss
3-16	A	L	4-12	Ole Miss
3-17	A	L	1-8	Ole Miss
3-18	A	W	6-4	Mississippi State
3-20	A	L ⁽⁷⁾	1-2	Mississippi State ⁽¹⁾
3-20	A	W	10-8	Mississippi State ⁽²⁾
3-22	H	L ⁽¹⁰⁾	2-6	Ohio
3-23	H	L	3-7	Ohio
3-24	H	W	4-3	Ohio
3-28	N1	L	0-3	* NC State
3-30	H	L	3-8	Georgia Southern
3-31	H	W	3-0	Georgia Southern
4-3	H	W	2-1	* Wake Forest
4-4	H	W	5-4	* Duke
4-5	A	W ⁽¹⁰⁾	4-1	Belmont Abbey
4-7	A	W	8-4	Georgia

4-10	N2	L	1-2	* North Carolina ⁽¹⁾
4-10	N2	L	1-3	* North Carolina ⁽²⁾
4-11	A	W	4-0	* NC State
4-13	A	L	4-8	Georgia Tech
4-14	H	W	10-3	Georgia
4-15	H	W	7-1	Belmont Abbey
4-16	H	W	8-3	Belmont Abbey
4-17	H	W ⁽⁷⁾	11-0	# Florida State ⁽¹⁾
4-17	H	W	12-7	Florida State ⁽²⁾
4-18	H	W	3-2	Florida State
4-21	H	L	1-4	Georgia Tech
4-25	H	W	8-2	* South Carolina
5-4	A	W	8-4	* South Carolina
5-6	H	L	5-16	* Virginia
5-7	H	W	5-2	* Virginia
5-8	H	W ⁽¹⁰⁾	3-2	* Maryland
5-9	H	W	4-1	* Maryland
5-12	A	W	5-2	* Duke
5-14	A	W	9-1	* Wake Forest
5-15	A	W ⁽⁷⁾	6-4	Virginia Tech
5-16	N3	L	0-4	^ Maryland

* - ACC game; # - no-hit game; ^ - ACC Playoff game; N1 - Columbia, S.C.; N2 - Durham, N.C.; N3 - Raleigh, N.C.

1972 (19-15 OVERALL; 6-7 ACC, 5th)

Head Coach - Bill Wilhelm (15th Season)				
Date	Site	W-L	Score	Opponent
3-4	H	W	10-0	Louisville
3-5	H	W	14-2	Louisville
3-6	H	W	1-0	West Virginia
3-7	H	W	9-1	West Virginia
3-10	A	L	7-11	Florida State
3-11	A	L	3-6	Florida State
3-12	A	L	3-20	Florida State
3-17	N1	W	6-4	% Virginia Tech
3-17	A	W	2-1	% Georgia Southern
3-18	A	L	4-10	% Georgia Southern
3-18	N1	L	3-4	% Virginia Tech
3-20	H	W	2-1	Ohio
3-21	H	L ⁽¹⁰⁾	1-2	Ohio
4-1	A	W ⁽⁷⁾	8-0	* North Carolina ⁽¹⁾
4-1	A	L ⁽⁷⁾	1-3	* North Carolina ⁽²⁾
4-2	A	W	7-2	* NC State
4-4	H	W	8-0	South Carolina
4-5	A	L	1-2	South Carolina
4-8	H	W ⁽⁷⁾	2-0	* Wake Forest ⁽¹⁾
4-8	H	W ⁽⁷⁾	4-3	* Wake Forest ⁽²⁾
4-9	H	W ⁽¹¹⁾	1-0	Georgia Tech
4-12	A	W	12-4	Georgia
4-15	H	W ⁽⁷⁾	7-0	* NC State ⁽¹⁾
4-15	H	L ⁽⁷⁾	2-3	* NC State ⁽²⁾
4-16	H	W ⁽¹²⁾	5-4	* North Carolina
4-18	A	W	12-3	Georgia
4-21	N2	W	5-2	South Carolina
5-2	H	W	4-0	Georgia
5-5	A	L	8-9	* Wake Forest
5-6	A	L ⁽⁷⁾	3-4	* Virginia ⁽¹⁾
5-6	A	L ⁽⁷⁾	2-5	* Virginia ⁽²⁾
5-7	A	L	2-5	* Virginia
5-10	A	L	2-3	* Maryland ⁽¹⁾
5-10	A	L ⁽⁷⁾	0-3	^ # Maryland ⁽²⁾

* - ACC game; ^ - not counted in ACC standings; # - no-hit game; † - Wilhelm's 300th victory; % - Georgia Southern Tournament; N1 - Statesboro, Ga.; N2 - Sumter, S.C.

1973 (24-16 OVERALL; 10-2 ACC, T-1st)

Head Coach - Bill Wilhelm (16th Season)				
Date	Site	W-L	Score	Opponent
3-9	H	W	7-3	West Virginia
3-13	H	W	5-0	App State
3-15	H	L ⁽¹⁰⁾	4-8	Central Michigan
3-16	H	W ⁽⁸⁾	3-0	# * Maryland
3-18	N1	W	8-4	Austin Peay
3-19	A	L ⁽⁷⁾	1-2	Mississippi State ⁽¹⁾
3-19	A	L ⁽⁷⁾	0-2	Mississippi State ⁽²⁾
3-20	A	L ⁽⁷⁾	3-6	Ole Miss ⁽¹⁾
3-20	A	W ⁽⁵⁾	10-4	Ole Miss ⁽²⁾
3-21	A	L	3-10	Ole Miss
3-22	A	L	1-10	South Alabama
3-23	N2	W	2-0	Yale
3-23	A	L	1-11	South Alabama
3-25	A	W	15-8	Alabama
3-27	A	W	7-0	* Wake Forest
3-28	H	L ⁽⁷⁾	2-8	Western Michigan ⁽¹⁾
3-28	H	W ⁽⁷⁾	10-8	Western Michigan ⁽²⁾
4-3	H	W ⁽⁸⁾	3-0	* North Carolina
4-4	A	W	4-2	South Carolina

4-5	H	W	12-3	Georgia
4-6	H	L ⁽¹⁰⁾	4-6	* Virginia
4-9	H	W	5-3	* Wake Forest
4-10	H	L	1-3	South Carolina
4-11	A	W	6-5	Georgia
4-13	A	W ⁽⁷⁾	8-1	* NC State ⁽¹⁾
4-13	A	L ⁽⁷⁾	1-7	* NC State ⁽²⁾
4-14	A	W	3-1	* North Carolina
4-15	A	W	11-3	* Virginia
4-16	A	W	10-0	* Maryland
4-17	A	W ⁽⁷⁾	9-7	* Duke ⁽¹⁾
4-17	A	W ⁽⁷⁾	4-3	* Duke ⁽²⁾
4-20	N3	W	10-3	+ Wake Forest
4-21	N3	W	3-1	+ Virginia
4-22	N3	L ⁽¹⁰⁾	4-8	+ NC State ⁽¹⁾
4-22	N3	L	2-3	+ NC State ⁽²⁾
4-23	H	L	5-7	Georgia
4-26	H	W ⁽⁷⁾	2-1	Florida State ⁽¹⁾
4-26	H	L ⁽⁷⁾	1-2	Florida State ⁽²⁾
4-27	H	L	1-9	Florida State
4-28	N4	W	9-5	South Carolina

ALL-TIME RESULTS

3-25	H	W	10-7	Marshall
3-26	H	L ⁽⁷⁾	1-4	Marshall ⁽¹⁾
3-26	H	W ⁽⁷⁾	13-0	Marshall ⁽²⁾
3-28	A	L	3-6	* Maryland
3-31	H	W	4-0	St. John's
4-1	H	W	8-0	Western Carolina
4-4	H	W	4-2	* Virginia
4-5	H	W	6-5	* NC State
4-6	H	L	1-3	* NC State
4-8	A	W	10-3	Georgia Tech
4-11	H	W ⁽⁷⁾	6-2	* North Carolina ⁽¹⁾
4-11	H	W ⁽⁷⁾	5-2	* North Carolina ⁽²⁾
4-12	H	W	14-3	* Duke ⁽¹⁾
4-12	H	W	8-1	* Duke ⁽²⁾
4-13	H	W	5-2	* Maryland
4-15	H	W	10-1	Georgia
4-16	A	L	2-6	South Carolina
4-18	A	W	6-3	* Virginia
4-19	A	W	7-2	* Wake Forest
4-20	A	W	6-1	* Wake Forest
4-22	A	W	18-3	Georgia Tech
4-25	A	L	2-7	+ North Carolina
4-26	N2	W	15-1	+ Wake Forest
4-26	A	W	7-6	+ North Carolina
4-27	N2	L	2-3	+ NC State
5-23	A	L	3-5	\$ Eastern Michigan
5-24	N3	L	4-5	\$ Penn State

* - ACC game; + - ACC Tournament; \$ - NCAA
Midwest Regional; N1 - Tuscaloosa, Ala.; N2 -
Chapel Hill, N.C.; N3 - Ypsilanti, Mich.

1976 (36-15 OVERALL; 10-2 ACC, 1st) ACC Champion

College World Series Participant
Ranked No. 5 by Collegiate Baseball
Head Coach - Bill Wilhelm (19th Season)

Date	Site	W-L	Score	Opponent
3-1	H	W	3-0	High Point
3-2	H	W ⁽¹¹⁾	4-3	High Point
3-3	H	W	9-0	Francis Marion
3-5	H	W	6-2	Charleston Southern
3-7	H	W	5-4	James Madison
3-8	A	L	3-4	Georgia
3-10	A	W	9-5	Erskine
3-11	H	W	6-0	† * Maryland
3-13	A	W	6-5	Florida
3-14	A	L	4-5	Florida
3-15	A	L	3-7	Rollins
3-15	A	L ⁽¹⁰⁾	1-3	Stetson
3-16	A	W	7-6	Rollins
3-17	A	W	11-3	Florida Southern
3-18	A	L	1-2	Florida Southern
3-19	A	L	2-16	Jacksonville
3-20	A	L	8-15	Georgia Southern ⁽¹⁾
3-20	A	W	16-12	Georgia Southern ⁽²⁾
3-22	H	L ⁽¹⁴⁾	1-3	Toledo
3-23	H	L	1-4	Toledo
3-24	H	L	4-6	Toledo
3-25	A	W	4-1	Newberry
3-27	H	W	10-6	UNCW
3-28	H	W	10-2	UNCW
3-31	N1	W	7-5	* Wake Forest ⁽¹⁾
3-31	N1	W	4-2	* Wake Forest ⁽²⁾
4-2	A	W	10-6	South Carolina
4-3	A	W	7-4	* NC State
4-4	A	W	8-0	* NC State
4-5	A	W	12-3	Georgia Tech
4-6	H	W	5-2	Georgia
4-8	A	W	20-7	* Duke
4-9	A	L	1-10	* Duke
4-10	A	L ⁽¹⁰⁾	2-3	* North Carolina
4-11	A	W ⁽¹²⁾	3-2	* North Carolina
4-12	A	W ⁽¹¹⁾	12-10	Georgia Tech
4-13	H	L	3-4	South Carolina
4-14	A	W	10-3	Georgia
4-16	H	W	9-0	* Virginia
4-17	H	W	9-0	* # Virginia
4-18	H	W	8-6	* Maryland
4-21	A	W	10-4	Wofford
4-23	H	W	2-0	+ Wake Forest
4-24	H	W	2-1	+ Maryland
4-25	H	W	3-2	+ Maryland
5-21	N1	W	13-2	\$ Furman
5-22	A	W	10-4	\$ South Carolina
5-24	N1	W	6-2	\$ Furman
6-11	N2	W	9-4	! Auburn
6-13	N2	L ⁽¹⁰⁾	2-3	! Eastern Michigan
6-14	N2	L	6-10	! Arizona

* - ACC game; # - no-hit game; † - Wilhelm's

400th victory; + - ACC Tournament; \$ - NCAA
Atlantic Regional; ! - College World Series; N1 -
Columbia, S.C.; N2 - Omaha, Neb.

1977 (42-10 OVERALL; 9-1 ACC, 1st)

College World Series Participant
Ranked No. 5 by Collegiate Baseball
Head Coach - Bill Wilhelm (20th Season)

Date	Site	W-L	Score	Opponent
2-26	A	W ⁽⁷⁾	12-2	Columbus ⁽¹⁾
2-26	A	W ⁽⁷⁾	13-5	Columbus ⁽²⁾
3-1	H	W	10-1	High Point
3-2	H	W	10-0	High Point
3-3	A	W	2-1	Georgia
3-5	H	W	6-0	* Duke
3-8	H	W ⁽⁷⁾	6-2	James Madison ⁽¹⁾
3-8	H	W	10-3	James Madison ⁽²⁾
3-9	H	W	3-0	Mercer
3-10	H	W	8-6	Mercer
3-11	H	W	5-2	Marshall
3-12	A	W	5-2	The Citadel
3-14	A	W	8-0	Charleston Southern
3-15	A	W	3-1	Charleston Southern
3-16	A	W	8-6	Francis Marion
3-17	A	W	8-0	# UNCW
3-18	A	W	4-1	UNCW
3-19	A	W	11-6	* Wake Forest
3-20	A	W	13-12	* Wake Forest
3-22	H	W	8-1	Toledo
3-23	H	W ⁽⁷⁾	10-3	Toledo ⁽¹⁾
3-23	H	W ⁽⁷⁾	6-5	Toledo ⁽²⁾
3-24	H	W ⁽¹¹⁾	5-3	Toledo ⁽¹⁾
3-24	H	W ⁽⁵⁾	13-0	Toledo ⁽²⁾
3-26	H	W	3-0	Lewis
3-27	H	W	9-8	Lewis
3-28	H	L	1-2	South Carolina
4-1	H	L	3-6	Newberry
4-2	H	W	7-3	* NC State
4-6	H	W	2-0	Georgia
4-7	H	W	13-0	Erskine
4-8	H	W	8-7	Georgia Tech
4-9	H	W	14-0	* North Carolina
4-10	H	W	9-3	* North Carolina
4-12	A	L ⁽⁷⁾	6-7	South Carolina ⁽¹⁾
4-12	A	L ⁽⁷⁾	2-7	South Carolina ⁽²⁾
4-14	A	L ⁽¹⁰⁾	9-12	* Maryland
4-15	A	W	9-6	* Maryland
4-16	A	W	8-3	* Virginia
4-17	A	W	26-4	* Virginia
4-19	A	W ⁽⁶⁾	2-0	Wofford
4-22	H	W	10-3	+ NC State
4-23	H	L	4-5	+ Wake Forest
4-24	H	W	14-6	+ NC State
4-24	H	L	9-22	+ Wake Forest
5-20	N1	W	8-7	\$ Ole Miss
5-21	A	W	7-2	\$ Miami (Fla.)
5-22	A	L	3-10	\$ Miami (Fla.) ⁽¹⁾
5-22	A	W	10-9	\$ Miami (Fla.) ⁽²⁾
6-10	N2	L	7-10	! Arizona State
6-11	N2	W	13-4	! Temple
6-14	N2	L	0-1	! Cal State LA

* - ACC game; # - no-hit game; + - ACC Tournament; \$ - NCAA South Regional; ! - College
World Series; N1 - Coral Gables, Fla.; N2 -
Omaha, Neb.

1978 (39-14 OVERALL; 10-2 ACC, 1st)

ACC Champion
Ranked No. 25 by Collegiate Baseball
Head Coach - Bill Wilhelm (21st Season)

Date	Site	W-L	Score	Opponent
2-25	A	W ⁽⁷⁾	10-4	Columbus ⁽¹⁾
2-25	A	W ⁽⁶⁾	9-4	Columbus ⁽²⁾
2-26	A	W	7-6	Valdosta State ⁽¹⁾
2-26	A	L ⁽⁵⁾	1-4	Valdosta State ⁽²⁾
3-4	A	L	2-4	Georgia Southern
3-5	A	L ⁽⁷⁾	1-3	Georgia Southern ⁽¹⁾
3-5	A	W ⁽⁷⁾	5-2	Georgia Southern ⁽²⁾
3-7	H	W ⁽⁷⁾	7-6	James Madison ⁽¹⁾
3-7	H	W ⁽⁵⁾	6-5	James Madison ⁽²⁾
3-12	H	W	8-1	* Wake Forest
3-13	H	W	11-3	* Wake Forest
3-16	H	W	14-4	* Virginia
3-17	H	W	4-3	* Virginia
3-18	A	W	6-1	High Point
3-19	A	W	4-0	* NC State
3-20	A	W	25-6	* Duke
3-21	A	W ⁽⁸⁾	15-10	* Duke
3-22	A	L	3-4	East Carolina

3-23	A	W	3-0	East Carolina
3-24	A	L	1-6	* North Carolina
3-28	H	W ⁽¹²⁾	3-2	Lewis
3-29	H	W ⁽⁷⁾	5-0	Lewis ⁽¹⁾
3-29	H	W ⁽⁷⁾	1-0	Lewis ⁽²⁾
3-30	H	W	10-2	Lewis
4-1	A	W	10-2	South Carolina
4-2	A	L	6-10	South Carolina
4-3	H	W	12-3	Western Carolina
4-4	A	L ⁽⁷⁾	2-4	Mercer ⁽¹⁾
4-4	A	L ⁽⁷⁾	4-7	Mercer ⁽²⁾
4-5	A	W ⁽⁷⁾	11-6	Georgia ⁽¹⁾
4-5	A	L ⁽⁷⁾	5-6	Georgia ⁽²⁾
4-6	H	W ⁽⁷⁾	3-2	Charleston Southern ⁽¹⁾
4-6	H	W ⁽⁷⁾	10-3	Charleston Southern ⁽²⁾
4-7	A	W	13-9	Georgia Tech
4-8	H	W ⁽⁷⁾	5-1	Howard ⁽¹⁾
4-8	H	W ⁽⁷⁾	15-7	Howard ⁽²⁾
4-9	H	W	7-3	Howard
4-10	H	L	1-3	Francis Marion
4-12	A	W	6-1	† Newberry
4-13	H	L	1-2	Georgia Tech
4-15	H	W	17-8	* Maryland
4-16	H	W	8-7	* Maryland
4-17	A	L ⁽¹²⁾	9-10	* North Carolina
4-18	A	W ⁽⁸⁾	2-1	* NC State
4-22	H	W	12-1	+ NC State
4-23	H	W	13-0	+ Duke
4-24	H	W	7-2	+ Wake Forest
4-28	H	W	7-6	UNCW
4-29	H	W	4-3	UNCW
4-30	H	W	11-4	South Carolina
5-19	A	W	8-5	\$ Miami (Fla.)
5-20	N1	L	5-9	\$ Marshall
5-21	A	L	5-7	\$ Miami (Fla.)

* - ACC game; † - Wilhelm's 500th victory; + -
ACC Tournament; \$ - NCAA Atlantic Regional;
N1 - Coral Gables, Fla.

1979 (40-15 OVERALL; 10-1 ACC, 1st)

ACC Champion
Ranked No. 9 by Collegiate Baseball
Head Coach - Bill Wilhelm (22nd Season)

Date	Site	W-L	Score	Opponent
2-23	A	L	5-17	Florida
2-26	A	W ⁽⁷⁾	5-0	Valdosta State ⁽¹⁾
2-26	A	W ⁽⁷⁾	6-2	Valdosta State ⁽²⁾
2-28	H	W	12-2	Georgia
3-3	H	W ⁽⁷⁾	2-1	High Point ⁽¹⁾
3-3	H	W ⁽⁷⁾	6-2	High Point ⁽²⁾
3-6	H	W	2-1	East Carolina
3-7	H	W	1-0	East Carolina
3-8	H	W	8-3	Western Carolina
3-10	A	L	2-4	Auburn
3-11	A	L	1-10	# Auburn
3-12	A	L ⁽⁷⁾	1-5	Columbus ⁽¹⁾
3-12	A	W ⁽⁷⁾	11-1	Columbus ⁽²⁾
3-14	H	W	13-1	* Duke
3-15	H	W	6-4	* Duke
3-17	A	W	8-2	Francis Marion
3-18	A	W	17-2	UNCW
3-19	A	W	8-6	UNCW
3-20	A	W	10-3	The Citadel
3-21	A	W	6-1	The Citadel
3-22	A	W	17-10	Charleston Southern
3-24	A	W	3-1	South Carolina
3-25	A	L	6-7	South Carolina
3-27	H	W	6-5	* North Carolina
3-28	H	W	7-4	* North Carolina
3-31	H	W	8-1	* NC State
4-1	A	W	13-3	Western Carolina
4-5	H	W	11-4	Howard
4-7	A	W	41-9	* NC State
4-8	A	W ⁽¹⁶⁾	8-6	* Wake Forest
4-9	A	W	13-7	* Wake Forest
4-10	H	W	12-3	Erskine
4-11	A	W	14-6	Georgia Tech
4-14	H	W	1-0	South Carolina
4-15	H	W	6-3	South Carolina
4-16	A	L	14-15	Georgia
4-18	H	W	20-2	Georgia Tech
4-21	H	L	8-10	Georgia Southern
4-22	H	W ⁽⁸⁾	1-0	Georgia Southern ⁽¹⁾
4-22	H	L ⁽⁸⁾	10-12	Georgia Southern ⁽²⁾
4-25	A	W	10-4	* Virginia
4-28	A	L ⁽⁷⁾	5-3	* Maryland ⁽¹⁾
4-28	A	L ⁽⁷⁾	2-6	* Maryland ⁽²⁾
5-5	A	W	11-5	App State
5-6	A	W	15-1	App State

5-7	A	L	8-12	Virginia Tech
5-8	A	W	15-2	James Madison
5-9	A	L	10-11	James Madison
5-10	A	L	4-7	James Madison
5-11	A	W	8-6	East Tennessee State
5-12	A	L	8-13	East Tennessee State
5-18	N1	W	8-4	\$ Georgia Southern
5-19	A	L	1-2	\$ Miami (Fla.)
5-20	N1	W	2-0	\$ Georgia Southern
5-20	A	L	1-4	\$ Miami (Fla.)

* - ACC game; # - no-hit game; \$ - NCAA Atlantic
Regional; N1 - Coral Gables, Fla.

1980 (38-21 OVERALL; 6-5 ACC, 3rd)

ACC Champion
College World Series Participant
Ranked No. 4 by Collegiate Baseball
Head Coach - Bill Wilhelm (23rd Season)

Head Coach - Bill Wilhelm (23rd Season)				
Date	Site	W-L	Score	Opponent
2-21	H	W	8-0	Erskine
2-22	A	L	2-6	Valdosta State
2-23	A	L	3-4	Florida
2-25	A	L	0-6	Florida
2-27	H	W	22-7	Georgia
2-28	H	W	10-2	Western Carolina
3-1	A	W	8-5	Georgia
3-7	H	L	2-3	East Tennessee State ⁽¹⁾
3-9	H	L ⁽¹¹⁾	1-3	East Tennessee State ⁽¹⁾
3-9	H	W ⁽⁷⁾	8-0	East Tennessee State ⁽²⁾
3-10	H	W ⁽⁷⁾	2-0	# UNCW ⁽¹⁾
3-10	H	L ⁽⁷⁾	1-3	UNCW ⁽²⁾
3-11	H	W	8-2	UNCW
3-14	H	W ⁽¹⁰⁾	5-4	* Wake Forest
3-15	A	W	10-7	% Stetson
3-17	N1	L	7-10	% Cincinnati
3-18	A	W	3-2	% Rollins
3-19	N1	W	5-0	% Cornell
3-20	N1	W	8-2	% Cincinnati
3-21	A	L	1-5	% Rollins
3-22	N1	L ⁽¹⁰⁾	6-7	% Cornell
3-25	H	W	4-1	Ohio State
3-26	H	W	2-0	Ohio State
3-27	H	W ⁽⁷⁾	6-0	Ohio State ⁽¹⁾
3-27	H	W ⁽⁷⁾	8-3	Ohio State ⁽²⁾
3-31	H	W	12-1	Howard
4-1	H	W	4-2	Howard
4-3	H	W	18-1	* Georgia Tech
4-5	H	L	3-14	* North Carolina
4-6	H	L	3-6	* NC State
4-7	H	W	3-2	Francis Marion
4-9	A	L	10-12	* Georgia Tech
4-10	A	W	14-8	Western Carolina
4-11	A	L	4-5	* Wake Forest
4-12	A	L	3-4	* North Carolina
4-15	H	W	9-3	South Carolina
4-16	H	W	4-3	South Carolina
4-17	H	W	3-1	* Virginia
4-18	H	W	6-5	* Virginia
4-19	H	W	1-0	* Maryland
4-20	H	W	5-2	* Maryland
4-22	N2	W	4-0	+ Wake Forest
4-24	N2	W	9-4	+ Maryland
4-25	A	W	5-4	+ NC State
4-26	N2	W	12-3	+ North Carolina
5-3	H	L	2-4	Virginia Tech
5-4	H	W	8-0	Virginia Tech
5-5	A	W	13-3	Georgia Southern
5-6	A	W ⁽¹⁰⁾	10-8	Georgia Southern
5-7	A	L	5-14	Georgia Southern
5-8	A	L	7-13	Tennessee
5-9	A	W	11-3	Tennessee
5-10	A	L	1-6	South Carolina
5-11	A	L	1-4	South Carolina
5-22	H	W	22-4	\$ East Tennessee State
5-24	H	W	6-2	\$ South Carolina
5-25	H	W	17-12	\$ South Carolina
5-31	N3	L	5-13	! Miami (Fla.)
6-1	N3	L	4-6	! California
* - ACC game; # - perfect, no-hit game; % - Rollins Inauguration; + - ACC Tournament; \$ - NCAA Atlantic Regional; ! - College World Series; N1 - Winter Park, Fla.; N2 - Raleigh, N.C.; N3 - Omaha, Neb.				
1981 (34-24 OVERALL; 10-4 ACC, T-1 st)				
ACC Champion				
Head Coach - Bill Wilhelm (24th Season)				
Date	Site	W-L	Score	Opponent
2-20	A	W	6-0	The Citadel

ALL-TIME RESULTS

2-21	A	W	6-3	The Citadel
2-26	A	L	1-8	Florida
2-27	A	L	4-5	Florida
2-28	A	L	8-9	Florida State
3-1	A	L	7-11	Florida State
3-2	A	L	4-7	Valdosta State
3-3	A	W	6-1	Valdosta State
3-5	A	W	19-16	Georgia
3-6	H	W ⁽¹⁰⁾	7-6	Western Carolina
3-7	H	W	16-1	App State
3-8	H	L	4-10	App State
3-9	H	W	18-3	Marshall
3-10	H	W	2-0	Howard
3-11	H	W	15-1	Howard
3-12	H	W	7-4	* Duke
3-13	H	W	8-7	* Duke
3-14	A	W	9-5	† Winthrop
3-15	A	W	10-2	Francis Marion
3-16	A	L	8-9	UNCW
3-17	A	W ⁽¹⁰⁾	3-2	UNCW
3-18	A	W	14-4	East Carolina
3-19	A	L	1-4	East Carolina
3-20	A	L	6-7	* Wake Forest
3-21	A	L	7-10	* North Carolina
3-23	H	W	4-2	Ohio State
3-24	H	L ⁽¹¹⁾	7-8	Ohio State
3-25	H	W	5-3	Tennessee
3-26	H	L	4-10	Tennessee
3-27	H	L ⁽¹¹⁾	5-6	Georgia Southern
3-28	H	W	6-0	Georgia Southern
3-29	H	L	7-8	Georgia Southern
3-31	H	L	2-3	Georgia
4-1	H	W	6-4	* Georgia Tech
4-2	H	W	6-4	Winthrop
4-3	A	L	2-6	South Carolina
4-4	A	L	7-12	South Carolina
4-5	H	W ⁽¹¹⁾	6-5	* Wake Forest
4-6	A	W	13-1	Erskine
4-7	A	W	10-5	* Georgia Tech
4-8	A	L	20-22	Georgia
4-11	H	W ⁽⁷⁾	6-1	* NC State ⁽¹⁾
4-11	H	W ⁽⁷⁾	2-0	* NC State ⁽²⁾
4-12	H	W	6-2	* North Carolina
4-13	H	W ⁽¹¹⁾	5-4	South Carolina
4-14	H	L	2-12	South Carolina
4-16	A	L	11-21	* Maryland
4-17	A	L	6-10	* Maryland
4-18	A	W	11-7	* Virginia
4-19	A	W	11-5	* Virginia
4-22	N1	W ⁽¹⁰⁾	7-6	+ Georgia Tech
4-23	N1	L	0-1	+ Duke
4-24	N1	W ⁽¹⁰⁾	6-5	+ Wake Forest
4-25	A	W	7-4	+ North Carolina
4-25	N1	W	9-2	+ Duke
4-26	A	W	7-5	+ North Carolina
5-22	H	L	2-7	\$ Wichita State
5-23	H	L	1-2	\$ East Tennessee State

1982 (37-22 OVERALL; 10-2 ACC, 1st)

Head Coach - Bill Wilhelm (25th Season)

Date	Site	W-L	Score	Opponent
2-24	A	W	7-0	Florida
2-25	A	W	14-5	Florida
2-26	A	W	12-7	Florida
2-27	A	W ⁽⁷⁾	10-5	Valdosta State ⁽¹⁾
2-27	A	W ⁽⁷⁾	1-0	Valdosta State ⁽²⁾
2-28	A	W ⁽⁷⁾	8-3	Valdosta State ⁽¹⁾
2-28	A	W ⁽⁷⁾	3-0	Valdosta State ⁽²⁾
3-2	H	L	3-7	Georgia
3-3	H	W	6-2	Campbell
3-4	H	W	11-1	Campbell
3-5	H	W	5-0	# Western Carolina
3-6	H	W	20-7	The Citadel
3-8	H	W	2-1	East Carolina
3-9	H	W	6-3	East Carolina
3-10	H	W	6-3	UNCW
3-11	H	W	7-1	Marshall
3-12	H	W	12-5	Marshall
3-14	H	W	13-1	* Wake Forest
3-17	A	W	9-6	* NC State
3-18	A	L ⁽¹⁰⁾	4-5	* North Carolina
3-19	A	W	5-3	* Duke
3-22	H	W	14-2	Howard
3-23	H	W	17-4	Howard
3-24	H	L	2-7	Ohio State
3-25	H	W	7-1	Ohio State

3-27	H	W	7-2	Francis Marion
3-28	A	L	6-7	Winthrop
3-29	A	L	3-10	Western Carolina
3-31	H	W	17-4	* Georgia Tech
4-1	H	L	1-8	Florida State
4-2	H	L ⁽⁷⁾	6-7	Florida State
4-3	H	W	10-7	* North Carolina
4-4	H	L	13-16	* NC State
4-6	A	L	10-11	Georgia
4-7	A	W	10-2	* Georgia Tech
4-11	H	W	4-1	South Carolina
4-12	H	L	4-5	South Carolina
4-13	H	L	5-8	Georgia
4-15	H	W	15-2	* Maryland
4-16	H	W ⁽¹³⁾	4-3	* Maryland
4-17	H	W	9-1	* Virginia
4-18	H	W	18-6	* Virginia
4-21	N1	W	10-9	+ Duke
4-22	N1	W	16-2	+ Georgia Tech
4-23	N1	L	4-6	+ Virginia
4-24	A	L	0-3	+ North Carolina
5-4	A	L	7-9	Alabama
5-5	A	L	1-7	Alabama
5-6	A	L	7-8	Alabama
5-8	A	L ⁽¹¹⁾	6-7	Auburn ⁽¹⁾
5-8	A	W	22-10	Auburn ⁽²⁾
5-9	A	L ⁽¹²⁾	0-9	^ Auburn
5-10	A	L	3-5	Troy
5-11	A	W	4-0	Troy
5-13	A	W	25-5	Georgia Southern
5-14	A	L	6-7	Georgia Southern
5-15	A	W	12-2	Georgia Southern
5-16	A	L	5-11	South Carolina
5-17	A	L	1-4	South Carolina

* - ACC game; # - no-hit game; + - ACC Tournament; ^ - forfeited game (score was 7-7 in the top of the 12th inning); N1 - Chapel Hill, N.C.

1983 (30-20-1 OVERALL; 6-5 ACC, 3rd)

Head Coach - Bill Wilhelm (26th Season)

Date	Site	W-L	Score	Opponent
2-19	A	L	1-3	The Citadel
2-20	A	L	2-6	The Citadel
2-24	H	W	11-2	Winthrop
2-26	A	L	2-5	Florida
2-27	A	L	2-4	Florida
3-1	A	L ⁽¹⁴⁾	4-5	Florida State
3-2	A	T ⁽¹⁰⁾	3-3	Florida State
3-4	H	W	8-0	South Carolina
3-5	H	L	2-4	Old Dominion
3-6	H	W	9-2	* Duke
3-7	H	W	4-3	* Duke
3-8	H	L	5-6	Alabama
3-9	H	L	4-7	Alabama
3-10	H	W	8-2	Furman
3-12	A	W	20-8	Francis Marion
3-13	A	W	11-7	Wingate
3-14	A	W	3-0	UNCW
3-15	A	W	12-5	UNCW
3-16	A	L	4-9	UNCW
3-20	A	L ⁽⁷⁾	2-5	* Maryland ⁽¹⁾
3-20	A	W ⁽⁷⁾	8-3	* Maryland ⁽²⁾
3-22	A	W	11-2	Furman
3-23	H	W	10-1	Ohio State
3-25	H	W ⁽⁷⁾	4-3	Georgia Southern ⁽¹⁾
3-25	H	W ⁽⁷⁾	1-0	Georgia Southern ⁽²⁾
3-26	H	W	8-4	* Wake Forest
3-26	H	W ⁽⁶⁾	5-4	Georgia Southern
3-29	H	W	4-2	East Tennessee State
3-30	H	W	2-0	East Tennessee State
3-31	H	W	4-2	East Tennessee State
4-3	A	L	4-6	* NC State
4-5	H	W ⁽⁸⁾	8-3	Western Carolina
4-6	A	W	13-7	Georgia
4-7	A	L ⁽¹⁰⁾	6-7	* Georgia Tech
4-10	H	L	4-8	* NC State
4-11	A	W	16-0	Erskine
4-12	A	L	5-11	Georgia
4-14	A	W	8-1	* Virginia
4-16	A	L	2-7	* Wake Forest
4-17	H	W	19-6	* Georgia Tech
4-20	N1	W	12-5	+ Virginia
4-21	N1	W	8-1	+ NC State
4-22	A	L	5-6	+ North Carolina
4-24	N1	W	14-7	+ Duke
4-24	A	W	5-2	+ North Carolina
4-25	A	L	1-10	+ North Carolina
4-26	H	L ⁽¹⁰⁾	3-8	South Carolina
4-27	H	W	6-3	Georgia

4-29	A	L	7-13	Western Carolina
4-30	A	W	8-1	South Carolina
5-1	A	L	3-4	South Carolina

* - ACC game; + - ACC Tournament; N1 - Chapel Hill, N.C.

1984 (38-17 OVERALL; 12-2 ACC, T-1st)

Head Coach - Bill Wilhelm (27th Season)

Date	Site	W-L	Score	Opponent
2-24	A	L	11-17	Georgia Southern
2-25	A	W	10-3	Georgia Southern
2-26	A	W	10-5	Georgia Southern
2-28	H	L ⁽⁷⁾	2-5	Ball State ⁽¹⁾
2-28	H	L ⁽⁷⁾	4-5	Ball State ⁽²⁾
2-29	H	W	9-1	Ball State
3-1	H	L	3-6	Old Dominion
3-2	H	W	6-3	Old Dominion
3-3	A	W	11-4	* Duke
3-4	A	W	7-1	* Duke
3-6	H	L ⁽⁷⁾	4-7	The Citadel ⁽¹⁾
3-6	H	W ⁽⁷⁾	6-0	# The Citadel ⁽²⁾
3-7	H	W	2-1	UNCW
3-8	H	L	5-8	UNCW
3-9	H	W	5-4	* Maryland
3-10	H	W	5-2	* Maryland
3-11	H	L	6-9	Georgia
3-12	H	W	8-1	† Marshall
3-14	H	W ⁽⁷⁾	7-3	Marshall ⁽¹⁾
3-14	H	W ⁽⁷⁾	6-0	Marshall ⁽²⁾
3-15	H	W	6-2	* Virginia
3-16	H	W	7-2	* Virginia
3-17	H	L	3-7	Virginia Tech
3-18	H	W	6-2	Virginia Tech
3-19	H	W	8-0	Virginia Tech
3-21	A	L	4-8	Alabama
3-22	A	W ⁽⁷⁾	4-1	Alabama ⁽¹⁾
3-22	A	L ⁽⁷⁾	1-3	Alabama ⁽²⁾
3-23	A	W	11-4	Ole Miss
3-24	A	W	4-2	Ole Miss
3-25	A	W ⁽¹¹⁾	3-1	Ole Miss
3-28	H	W	5-1	* Georgia Tech
3-29	H	W	13-0	Florida State
3-30	H	W	13-3	Florida State
3-31	H	L	2-5	* NC State
4-1	H	L	1-3	* North Carolina
4-5	H	W	5-3	Western Carolina
4-6	A	W	13-1	* Wake Forest
4-7	A	W	15-7	* NC State
4-8	A	W	5-1	* North Carolina
4-10	H	L	7-9	Furman
4-11	A	W	7-2	* Georgia Tech
4-12	A	L	2-9	Western Carolina
4-13	A	W	10-1	USC Aiken
4-14	H	W	9-3	* Wake Forest
4-15	A	W	6-0	Winthrop
4-16	H	W	19-0	Georgia Regents
4-18	N1	L	5-8	+ Duke
4-19	N1	W	7-6	+ Virginia
4-20	N1	W	12-1	+ Maryland
4-21	N1	L	6-7	+ North Carolina
4-24	A	L	11-14	Georgia
4-25	H	W	5-2	Georgia
4-26	H	W	11-1	Erskine
4-28	A	W	11-5	Vanderbilt

* - ACC game; # - no-hit game; † - Wilhelm's 700th victory; + - ACC Tournament; N1 - Durham, N.C.

1985 (36-30-1 OVERALL; 9-4 ACC, T-1st)

Head Coach - Bill Wilhelm (28th Season)

Date	Site	W-L	Score	Opponent
2-16	A	L ⁽¹⁰⁾	9-10	The Citadel
2-17	A	W	12-5	The Citadel
2-23	A	W ⁽⁸⁾	5-3	Valdosta State ⁽¹⁾
2-23	A	L ⁽⁷⁾	3-10	Valdosta State ⁽²⁾
2-25	A	W ⁽⁷⁾	9-0	Valdosta State ⁽¹⁾
2-25	A	W ⁽⁷⁾	6-5	Valdosta State ⁽²⁾
2-28	H	L	3-4	Charlotte
3-2	A	L ⁽⁷⁾	2-11	UNCW ⁽¹⁾
3-2	A	W ⁽⁷⁾	9-4	UNCW ⁽²⁾
3-3	A	L	5-8	UNCW
3-5	H	W	5-0	* Duke
3-6	H	W	11-2	* Duke
3-7	H	L	4-6	Old Dominion
3-8	H	W	8-2	Old Dominion
3-9	A	W ⁽¹⁰⁾	4-3	Charlotte
3-10	A	W	11-4	Francis Marion
3-11	A	L	7-8	Campbell
3-12	A	L	6-10	East Tennessee State

3-13	A	W	15-4	East Tennessee State
3-15	A	T ⁽⁸⁾	4-4	Virginia Tech
3-16	A	L	7-14	Virginia Tech
3-17	A	L	6-20	Virginia Tech
3-18	H	W	3-1	Georgia Southern
3-19	H	W	11-4	Georgia Southern
3-20	H	W	4-3	Kentucky
3-22	H	L	3-7	Kentucky
3-23	A	W	10-9	* Wake Forest
3-24	A	W	7-4	* Wake Forest
3-25	A	W	19-10	Furman
3-26	A	L	11-14	Georgia
3-28	A	L	1-19	* Virginia
3-30	A	W ⁽⁷⁾	7-1	* Maryland ⁽¹⁾
3-30	A	W ⁽⁷⁾	6-0	* Maryland ⁽²⁾
4-1	H	W	16-8	Alabama
4-2	H	W ⁽⁸⁾	5-4	Alabama ⁽¹⁾
4-2	H	L ⁽⁷⁾	5-9	Alabama ⁽²⁾
4-3	H	W	4-2	* Georgia Tech
4-5	H	W	3-2	* North Carolina
4-6	H	W	7-1	* NC State
4-7	H	W	13-5	Winthrop
4-9	H	W	3-2	App State
4-10	A	L	8-9	* Georgia Tech
4-12	A	W	17-0	Davidson
4-13	A	L	3-10	* North Carolina
4-14	A	L	4-9	* NC State
4-17	N1	W	17-12	+ Maryland
4-18	N1	W	3-2	+ North Carolina
4-19	A	L	9-12	+ Georgia Tech
4-20	N1	W	10-8	+ Virginia
4-20	A	L	5-7	+ Georgia Tech
4-23	A	W	9-2	Western Carolina
4-24	A	L	4-11	Georgia
4-25	A	W	6-5	Erskine
4-26	A	L	2-14	South Carolina
4-27	A	L	6-11	South Carolina
4-28	A	L	5-6	South Carolina
4-29	H	W	16-5	USC Aiken
4-30	H	L	3-4	Georgia
5-10	H	L	2-5	FIU
5-11	H	W	4-3	FIU
5-13	H	W	13-1	^ Furman
5-14	H	L	6-12	South Carolina
5-15	H	L	6-8	South Carolina
5-16	H	L	3-8	South Carolina
5-17	N2	L	4-10	New Orleans
5-18	N2	W	12-3	New Orleans
5-19	N2	L ⁽⁸⁾	3-8	New Orleans

ALL-TIME RESULTS

4-4	A	W	8-0	Western Carolina
4-5	A	W	6-1	* Duke
4-6	A	W	15-1	* Duke
4-9	A	L	6-13	Georgia
4-10	H	W	18-2	Georgia
4-12	A	L	8-12	* NC State
4-13	A	L	8-9	* North Carolina
4-15	H	W	14-1	East Tennessee State
4-16	H	W	6-3	Furman
4-17	H	W	13-7	Western Carolina
4-18	H	W	14-7	Davidson
4-19	H	W	6-2	* North Carolina
4-20	H	L	2-6	* NC State
4-22	A	W	6-3	* Georgia Tech
4-24	H	W	9-7	Charlotte
4-25	H	W	16-5	South Carolina
4-26	H	W	9-5	South Carolina
4-27	H	L ⁽¹²⁾	4-9	South Carolina
5-3	A	W	14-11	South Carolina
5-4	A	L	0-5	South Carolina
5-5	A	W	7-6	† South Carolina
5-6	A	W	14-7	Georgia Regents
5-7	H	L	0-7	* Georgia Tech
5-9	N1	L	5-6	Miami (Fla.)
5-10	N1	W	7-4	Miami (Fla.)
5-11	N1	W	9-5	Miami (Fla.)
5-14	N2	W ⁽¹⁴⁾	6-5	+ Wake Forest
5-15	N2	L	5-16	+ Georgia Tech
5-16	N2	W ⁽¹⁰⁾	7-2	+ Maryland
5-17	N2	L	4-6	+ NC State

* - ACC game; † - Wilhelm's 800th victory;
+ - ACC Tournament; N1 - Greenville, S.C.;
N2 - Durham, N.C.

1987 (54-14-1 OVERALL; 16-5 ACC, 2nd)

Ranked No. 10 by Baseball America				
Ranked No. 10 by Collegiate Baseball				
Head Coach - Bill Wilhelm (30th Season)				
Date	Site	W-L	Score	Opponent
2-23	A	W ⁽⁷⁾	9-3	The Citadel ⁽¹⁾
2-23	A	W ⁽⁷⁾	12-0	The Citadel ⁽²⁾
2-25	H	W	8-1	Western Carolina
3-1	H	W ⁽⁸⁾	7-6	App State ⁽¹⁾
3-1	H	W ⁽⁷⁾	1-0	App State ⁽²⁾
3-2	H	W ⁽⁷⁾	8-7	UNCW ⁽¹⁾
3-2	H	W ⁽⁷⁾	4-0	UNCW ⁽²⁾
3-3	H	W	9-8	Old Dominion
3-4	H	W	4-1	Old Dominion
3-5	H	L	3-10	Georgia Southern
3-6	H	W	8-2	Georgia Southern
3-7	H	W	14-5	Georgia Southern
3-10	H	W ⁽⁷⁾	12-11	Marshall ⁽¹⁾
3-10	H	W ⁽⁷⁾	19-1	Marshall ⁽²⁾
3-11	H	W	20-1	Marshall
3-13	H	W	6-4	* Virginia
3-14	H	W	9-2	* Virginia
3-17	A	W	7-5	FIU
3-18	A	L	1-6	FIU
3-20	A	W	8-2	Miami (Fla.)
3-21	A	W	11-9	Miami (Fla.)
3-22	A	T	10-10	Miami (Fla.)
3-23	H	W	14-5	* Maryland
3-25	H	W	18-5	Auburn ⁽¹⁾
3-25	H	L ⁽⁷⁾	4-5	Auburn ⁽²⁾
3-26	H	W	3-2	Auburn
3-28	H	W	12-2	Valdosta State
3-29	H	W	12-6	Valdosta State
3-31	A	W ⁽⁷⁾	25-1	Charlotte
4-1	H	W	3-2	Georgia
4-2	A	L	7-11	Georgia
4-4	H	L ⁽⁷⁾	6-7	* NC State ⁽¹⁾
4-4	H	W ⁽⁷⁾	15-5	* NC State ⁽²⁾
4-5	H	W	11-5	* North Carolina
4-6	H	W	4-1	Furman
4-7	H	L	5-6	^ Greenville Braves
4-8	A	L	2-4	* Georgia Tech
4-10	A	W	12-6	* Wake Forest
4-11	A	W	13-11	* Wake Forest
4-12	A	W	6-3	* Duke
4-13	A	W	11-4	* Virginia
4-15	H	L	6-7	* Georgia Tech
4-16	H	W	13-3	* Wake Forest
4-18	H	W	12-4	* Duke
4-19	H	W	6-3	* Duke
4-20	H	W	5-3	South Carolina
4-21	H	W	7-3	South Carolina
4-22	A	L	2-12	* Georgia Tech
4-25	A	L	3-4	* North Carolina
4-25	N1	W	9-8	* NC State

4-26	A	W	14-8	* North Carolina
5-2	A	W	5-3	South Carolina
5-3	A	W	8-7	South Carolina
5-5	A	W	8-1	* Maryland
5-6	A	W	9-7	* Maryland
5-7	A	W ⁽⁸⁾	10-8	% Duke ⁽¹⁾
5-7	A	W ⁽⁷⁾	14-5	% Duke ⁽²⁾
5-8	H	L	6-7	South Alabama
5-9	H	W	1-0	South Alabama
5-10	H	W	11-1	South Alabama
5-13	N2	W	11-4	+ Wake Forest
5-14	N2	W	9-4	+ North Carolina
5-15	N2	W	8-0	+ NC State
5-16	N2	L	1-7	+ Georgia Tech
5-16	N2	L	7-11	+ NC State
5-21	N3	W	8-0	\$ West Virginia
5-22	N3	W	6-3	\$ Seton Hall
5-23	N3	L	5-6	\$ Arkansas
5-23	N3	W	6-3	\$ Auburn
5-24	N3	L	2-4	\$ Arkansas

* - ACC game; % - not counted in ACC standings;

+ - ACC Tournament; \$ - NCAA South Regional;

^ - exhibition game (not counted in record);

N1 - Chapel Hill, N.C.; N2 - Greenville, S.C.;

N3 - Huntsville, Ala.

1988 (54-14 OVERALL; 18-2 ACC, 1st)

Ranked No. 15 by Baseball America				
Head Coach - Bill Wilhelm (31st Season)				
Date	Site	W-L	Score	Opponent
2-20	A	W	8-1	Auburn
2-21	A	L	2-5	Auburn
2-24	H	W	23-6	Charlotte
2-25	H	W	13-12	Georgia
2-27	A	W	12-1	UNCW
2-28	A	W	13-2	UNCW
3-1	H	W	8-4	Western Carolina
3-2	H	W	15-3	Furman
3-3	H	W	11-4	East Tennessee State
3-5	A	W	9-4	Charlotte
3-6	H	W	7-1	App State
3-7	H	W	15-2	Old Dominion
3-8	H	W	7-1	Old Dominion
3-9	H	W	10-2	Old Dominion
3-10	H	W	7-5	Liberty
3-12	H	W	9-6	* Virginia
3-14	N1	W	10-7	Long Beach State
3-15	N1	L	2-9	Brigham Young
3-16	N1	L	5-6	Washington State
3-17	A	L	10-13	Fresno State
3-18	N1	W	5-3	George Washington
3-19	N1	W ⁽⁷⁾	9-3	Oregon State
3-21	H	W ⁽⁷⁾	6-0	* Maryland ⁽¹⁾
3-21	H	W ⁽⁷⁾	5-4	* Maryland ⁽²⁾
3-22	A	L	7-8	Georgia
3-23	A	W	12-7	Furman
3-24	H	W	11-4	Ohio State
3-26	H	L ⁽⁷⁾	1-7	Ohio State ⁽¹⁾
3-26	H	W ⁽⁷⁾	4-3	Ohio State ⁽²⁾
3-27	H	W	8-4	Coastal Carolina
3-28	H	W	7-3	Coastal Carolina
4-1	H	W	5-2	* North Carolina
4-2	H	W	8-5	* North Carolina
4-3	H	W	9-8	* NC State
4-4	H	W	20-11	Western Carolina
4-5	H	W	11-10	^ Greenville Braves
4-6	H	W	7-3	* Georgia Tech
4-9	A	W ⁽⁷⁾	10-3	* Duke ⁽¹⁾
4-9	A	W ⁽⁷⁾	10-3	* Duke ⁽²⁾
4-10	A	W	8-7	* Wake Forest
4-13	A	W	4-2	* Georgia Tech
4-14	A	W	12-4	Western Carolina
4-15	H	W	11-3	* Duke
4-16	H	W	11-7	* Wake Forest
4-17	H	W	8-5	* Wake Forest
4-19	H	W	18-8	Tennessee
4-20	H	W	6-1	Tennessee
4-21	H	W	7-4	† Georgia Tech
4-22	H	W	7-6	South Carolina
4-23	H	L	7-11	South Carolina
4-24	H	W	8-5	South Carolina
4-30	A	W	5-2	South Carolina
5-1	A	L	6-7	South Carolina
5-2	A	W	8-3	* Virginia
5-3	A	W	6-0	* Virginia
5-6	A	L	3-6	* NC State
5-7	A	L	8-9	* NC State
5-8	A	W	8-6	* North Carolina
5-11	N2	W	9-1	+ Duke

5-12	N2	L	0-1	+ North Carolina
5-13	N2	W	9-0	+ Maryland
5-14	N2	W	5-4	+ North Carolina ⁽¹⁾
5-14	N2	L	6-7	+ North Carolina ⁽²⁾
5-22	N3	W	16-1	St. John's
5-23	N3	W	6-5	St. John's
5-26	N4	W ⁽¹⁹⁾	3-2	\$ Fordham
5-28	N4	L	1-6	\$ Rutgers
5-28	N4	W	11-1	\$ St. John's
5-29	N4	L	7-8	\$ Kentucky

* - ACC game; ^ - exhibition game (not counted in record); † - Wilhelm's 900th victory; + - ACC

Tournament; \$ - NCAA Northeast Regional;

N1 - Fresno, Calif.; N2 - Greenville, S.C.; N3 -

Orlando, Fla.; N4 - New Britain, Conn.

1989 (50-20 OVERALL; 13-5 ACC, 2nd)

ACC Champion				
Ranked No. 14 by Baseball America				
Ranked No. 14 by Collegiate Baseball				
Head Coach - Bill Wilhelm (32nd Season)				
Date	Site	W-L	Score	Opponent
2-18	A	W	22-5	Coastal Carolina
2-19	A	W	6-5	Coastal Carolina
2-25	H	W	4-2	Auburn
2-26	H	L	6-7	Auburn
2-28	H	W	9-8	Western Carolina
3-2	H	W	13-4	East Tennessee State
3-4	H	W	15-2	UNCW
3-5	H	W	9-4	UNCW
3-6	H	L ⁽¹⁰⁾	1-3	Old Dominion
3-7	H	W	6-3	Old Dominion
3-8	H	W ⁽¹⁵⁾	3-2	Old Dominion
3-10	H	W ⁽¹⁰⁾	5-4	App State
3-11	H	W	10-4	* Virginia
3-12	H	W	8-2	* Virginia
3-14	H	W	7-6	Western Carolina
3-15	H	W	3-0	Furman
3-18	H	W	16-3	* Maryland
3-19	A	W	11-0	* Wake Forest
3-20	A	W	6-2	* Wake Forest
3-24	A	W	6-4	* NC State
3-25	A	W	4-3	* North Carolina
3-26	A	L	0-3	* North Carolina
3-28	H	W	7-5	Seton Hall
3-29	H	W	8-5	Seton Hall
3-30	H	W	17-7	Seton Hall
3-31	H	W	7-1	South Carolina
4-1	H	W	12-6	South Carolina
4-2	H	W	9-6	South Carolina
4-3	H	W	15-4	Davidson
4-5	A	W	7-5	Tennessee
4-6	A	W	14-2	Western Carolina
4-9	H	W	6-3	* Wake Forest
4-10	H	W	12-4	Western Carolina
4-11	A	W	4-0	Furman
4-12	A	W	7-5	* Georgia Tech
4-14	A	W	8-0	* Virginia
4-16	A	L ⁽¹²⁾	4-5	* Maryland ⁽¹⁾
4-16	A	L ⁽⁵⁾	3-4	* Maryland ⁽²⁾
4-18	A	L	5-6	Georgia
4-19	H	W	16-5	* Georgia Tech
4-20	A	W	5-3	South Carolina
4-21	A	L	3-8	South Carolina
4-22	A	L	1-7	South Carolina
4-23	H	L	3-4	* North Carolina
4-25	H	W ⁽¹²⁾	3-2	Georgia
4-26	A	L	4-11	* Georgia Tech
4-28	H	L	5-11	Miami (Fla.)
4-29	H	L	2-10	Miami (Fla.)
4-30	H	W	5-4	Miami (Fla.)
5-6	H	W	11-3	* NC State
5-7	H	W	13-6	* NC State
5-8	A	L	1-4	Georgia Southern
5-9	N1	W	4-1	Armstrong State
5-9	A	L ⁽⁵⁾	7-9	Georgia Southern
5-10	N1	L	3-5	Armstrong State
5-10	A	L	1-2	Georgia Southern
5-13	N2	W	8-0	+ Maryland
5-14	N2	W	9-3	+ Georgia Tech
5-15	N2	W	5-4	+ North Carolina
5-16	N2	W	9-2	+ NC State
5-16	N2	W	12-4	+ North Carolina
5-19	N3	L ⁽¹⁰⁾	6-8	% Arizona
5-20	N3	L	0-2	% Miami (Fla.)
5-21	N3	W	7-1	% New Orleans
5-22	A	W	7-0	% North Carolina
5-25	N4	W	6-2	\$ Stetson
5-26	N4	L	7-14	\$ Auburn

5-27	N4	W	13-5	\$ Stetson
5-27	N4	W	11-1	\$ Auburn
5-28	A	L	1-8	\$ Florida State

* - ACC game; % - Carolina Invitational; + -

ACC Tournament; \$ - NCAA Atlantic Regional;

N1 - Statesboro, Ga.; N2 - Greenville, S.C.;

N3 - Chapel Hill, N.C.; N4 - Tallahassee, Fla.

1990 (43-23 OVERALL; 14-6 ACC, 2nd)

Head Coach - Bill Wilhelm (33rd Season)				
Date	Site	W-L	Score	Opponent
2-17	A	W	13-8	UNCW
2-18	A	W	18-2	UNCW
2-24	A	W	6-3	Auburn
2-25	A	W	6-0	Auburn
2-28	H	W	14-2	Western Carolina
3-4	A	W	12-9	* Duke ⁽¹⁾
3-4	A	L	3-4	* Duke ⁽²⁾
3-6	H	W	5-3	Old Dominion
3-7	H	W	6-5	Old Dominion</

ALL-TIME RESULTS

2-17	A	W	16-3	Georgia Southern
2-23	H	W	6-4	Auburn
2-24	H	W	7-3	Auburn
2-25	H	W	13-0	East Tennessee State
2-28	N1	W	6-0	% Oklahoma State
3-2	N1	L	8-13	% Louisiana
3-2	A	W	14-3	% UNLV
3-3	N1	W	17-5	% Louisiana
3-7	H	W	9-0	Georgia Regents
3-9	A	L ⁽⁷⁾	10-11	* Wake Forest ⁽¹⁾
3-9	A	W ⁽⁷⁾	13-7	* Wake Forest ⁽²⁾
3-10	A	W	11-5	* Wake Forest
3-15	H	W	5-2	* Virginia
3-16	H	W	15-1	* Virginia
3-17	H	W	12-8	* Virginia
3-19	A	W	23-7	Coastal Carolina
3-20	A	W	10-3	Coastal Carolina
3-21	A	W	11-7	Coastal Carolina
3-22	A	L	4-12	South Carolina
3-23	A	L	10-11	South Carolina
3-24	A	W	5-3	South Carolina
3-26	H	W	10-0	The Citadel
3-27	H	W	12-3	The Citadel
3-28	H	W ⁽⁷⁾	7-5	South Carolina
3-30	H	W	12-1	Columbus ⁽¹⁾
3-30	H	W	2-1	Columbus ⁽²⁾
3-31	A	L	7-9	Western Carolina
4-2	H	W	16-6	Furman
4-3	H	W	13-3	Western Carolina
4-4	H	W	10-1	South Carolina
4-5	H	W	15-6	* North Carolina
4-6	H	W ⁽¹²⁾	6-5	* North Carolina
4-7	H	W	6-2	* North Carolina
4-8	H	W ⁽⁵⁾	5-0	Winthrop
4-9	H	W	4-3	Georgia
4-10	A	W	9-1	Georgia
4-12	A	W	14-3	* NC State
4-13	A	L	7-8	* NC State
4-14	A	W	16-6	* NC State
4-16	H	W	10-5	App State
4-17	H	W	13-0	App State
4-19	A	W	11-4	* Maryland
4-20	A	W	7-2	* Maryland
4-21	A	W	17-2	* Maryland
4-22	A	W	8-3	Furman
4-24	H	W	11-8	Georgia
4-25	H	W	7-6	South Carolina
4-26	H	W ⁽¹⁰⁾	9-8	* Georgia Tech
4-27	A	W	8-0	* Georgia Tech
4-28	H	L	6-11	* Georgia Tech
5-5	H	W	17-4	* Duke
5-6	H	W ⁽⁷⁾	3-2	* Duke
5-7	H	W	6-4	* Duke
5-8	A	L	1-11	Tennessee
5-9	A	W	6-3	Tennessee
5-11	N2	W	13-1	+ Maryland
5-12	N2	W	7-2	+ Wake Forest
5-13	N2	W	6-5	+ Georgia Tech
5-14	N2	W ⁽¹¹⁾	7-4	+ Virginia
5-14	N2	W	24-8	+ Georgia Tech
5-17	H	W	7-2	Furman
5-18	H	W ⁽⁸⁾	8-0	Furman
5-19	H	W	21-1	Furman
5-23	N3	W	13-5	\$ Princeton
5-24	N3	W	8-3	\$ Villanova
5-25	N3	W	10-9	\$ Mississippi State
5-26	A	W	13-5	\$ Maine
6-1	N4	L	4-8	! Creighton
6-3	N4	L	11-12	! Long Beach State

* - ACC game; % - UNLV Desert Classic; + - ACC Tournament; \$ - NCAA Northeast Regional; ! - College World Series; N1 - Las Vegas, Nev.; N2 - Greenville, S.C.; N3 - Orono, Maine; N4 - Omaha, Neb.

1992 (50-14 OVERALL; 19-5 ACC, 1st)
Ranked No. 7 by Baseball America
Head Coach - Bill Wilhelm (35th Season)

Date	Site	W-L	Score	Opponent
2-16	H	W	7-0	Eastern Kentucky ⁽¹⁾
2-16	H	W	22-0	Eastern Kentucky ⁽²⁾
2-19	H	W	6-0	Western Carolina
2-21	H	W	15-1	Tampa
2-22	H	W	16-5	Tampa ⁽¹⁾
2-22	H	W	3-0	Tampa ⁽²⁾
2-29	A	W	4-3	Auburn
3-1	A	W	9-3	Auburn
3-3	H	W	1-0	Winthrop
3-5	H	W	20-2	Furman

3-7	H	W ⁽⁷⁾	7-2	* Wake Forest ⁽¹⁾
3-7	H	W ⁽⁸⁾	2-1	* Wake Forest ⁽²⁾
3-8	H	W	7-5	* Wake Forest
3-9	H	W	2-1	Coastal Carolina
3-10	H	W	12-2	Coastal Carolina
3-13	H	W	15-3	* Maryland
3-14	H	W	10-1	* Maryland
3-15	H	L	9-10	* Maryland
3-17	A	W	15-7	* Duke
3-18	A	W	9-1	* Duke
3-19	A	L	1-2	* Duke
3-20	A	W	8-6	* Virginia
3-21	A	W	5-3	* Virginia
3-22	A	W	8-2	* Virginia
3-23	H	L	3-7	Ohio
3-24	H	W	10-2	Ohio
3-26	A	L	6-8	South Carolina
3-27	H	W	10-4	* Florida State
3-28	H	W	12-0	* Florida State
3-29	H	W	14-0	* Florida State
3-31	A	W	8-4	Georgia
4-1	H	L	2-3	Georgia
4-2	N1	W ⁽¹¹⁾	12-11	Winthrop
4-3	A	W	10-4	* North Carolina
4-4	A	W	7-1	* North Carolina
4-5	A	W	12-5	* North Carolina
4-7	H	W ⁽⁷⁾	10-5	Georgia Southern ⁽¹⁾
4-7	H	W ⁽⁷⁾	7-2	Georgia Southern ⁽²⁾
4-8	H	W	5-3	† South Carolina
4-10	H	W	6-2	* NC State
4-11	H	L	3-6	* NC State
4-12	H	W	3-2	* NC State
4-14	A	L	3-4	Tennessee
4-15	A	W	8-2	Tennessee
4-19	H	W	5-3	App State
4-20	H	W	7-5	App State
4-21	H	W	10-9	South Carolina
4-22	A	W	9-1	Georgia
4-24	A	L	2-6	* Georgia Tech
4-25	A	L ⁽¹⁰⁾	6-7	* Georgia Tech
4-26	A	W	5-4	* Georgia Tech
5-2	A	W	8-1	UNCW
5-3	A	L	1-5	UNCW
5-4	A	W	10-2	Georgia Southern
5-5	A	W	7-1	Georgia Southern
5-9	N2	W ⁽¹⁰⁾	3-2	+ Virginia
5-11	N2	W	5-2	+ Florida State
5-12	N2	L	1-11	+ NC State
5-12	N2	W	5-4	+ Georgia Tech
5-13	N2	W	11-0	+ Florida State
5-13	N2	L	3-7	+ NC State
5-21	N3	W	8-4	\$ Yale
5-22	N3	L	5-6	\$ UCLA
5-23	N3	L	6-7	\$ Oklahoma

* - ACC game; † - Wilhelm's 1,100th victory; + - ACC Tournament; \$ - NCAA MidEast Regional; N1 - Fort Mill, S.C.; N2 - Greenville, S.C.; N3 - Starkville, Miss.

1993 (45-20 OVERALL; 11-11 ACC, 5th)
ACC Champion
Ranked No. 17 by Baseball America
Ranked No. 17 by Collegiate Baseball
Head Coach - Bill Wilhelm (36th Season)

Date	Site	W-L	Score	Opponent
2-20	H	W	9-6	Auburn
2-23	H	W	13-2	App State
2-24	H	W	11-6	Winthrop
2-27	H	L	6-7	* Duke
2-28	H	W	16-7	* Duke
3-1	H	L	4-13	* Duke
3-2	H	W	7-5	UNCW ⁽¹⁾
3-2	H	W	9-2	UNCW ⁽²⁾
3-6	A	L ⁽⁷⁾	1-3	* Wake Forest ⁽¹⁾
3-6	A	W ⁽⁷⁾	4-1	* Wake Forest ⁽²⁾
3-7	A	W	8-5	* Wake Forest
3-9	H	W ⁽¹¹⁾	6-5	Coastal Carolina
3-10	H	W	8-3	Coastal Carolina
3-12	H	W	15-1	* Virginia
3-15	N1	L	0-5	% Nebraska
3-16	N1	L	6-10	% St. John's
3-17	N1	W	8-7	% Missouri State
3-18	N1	W	5-0	% Texas Tech
3-19	N1	L	0-3	% Kansas State
3-20	N1	W ⁽¹¹⁾	5-4	% Missouri State
3-24	H	W ⁽⁷⁾	10-7	Georgia Southern ⁽¹⁾
3-24	H	W ⁽⁷⁾	4-1	Georgia Southern ⁽²⁾
3-26	H	L	2-12	Ohio
3-27	H	W ⁽⁷⁾	5-2	Ohio

3-28	H	W	21-1	Ohio
3-30	H	W	11-4	Furman
3-31	A	W	6-2	Georgia
4-2	H	W	7-2	* North Carolina
4-3	H	L	5-10	* North Carolina
4-4	H	W	4-3	* North Carolina
4-6	H	W	17-3	South Carolina
4-7	A	W	9-8	South Carolina
4-9	A	W	4-1	* NC State
4-10	A	L	5-20	* NC State
4-11	A	L	12-13	* NC State
4-13	A	W	12-2	Western Carolina
4-14	H	W	8-6	Georgia
4-15	H	W	8-1	Western Carolina
4-17	A	W	6-2	* Maryland
4-18	N2	L	4-8	* Maryland
4-19	A	W	22-4	* Maryland
4-20	A	W	17-2	Furman
4-21	H	W ⁽¹¹⁾	8-7	South Carolina
4-23	H	L	0-11	* Georgia Tech
4-24	H	L	5-10	* Georgia Tech
4-25	H	L	0-6	* Georgia Tech
5-2	A	W	17-1	Winthrop
5-4	H	W	10-3	Tennessee
5-5	H	W	4-2	Tennessee
5-7	A	W	7-6	* Florida State
5-8	A	L ⁽¹⁰⁾	3-4	* Florida State
5-9	A	W	5-1	* Florida State
5-11	H	L	2-4	Georgia
5-12	A	L	5-8	South Carolina
5-13	H	W	12-5	Charlotte
5-15	N3	W	4-2	+ Duke
5-16	N3	W	6-1	+ Florida State
5-17	N3	W	9-8	+ Georgia Tech
5-18	N3	W	7-4	+ North Carolina
5-18	N3	L	5-7	+ Florida State
5-19	N3	W	11-7	+ NC State
5-28	N4	W	7-3	\$ Rutgers
5-29	N4	W	10-3	\$ Fresno State
5-30	N4	L	4-11	\$ Fresno State
5-31	N4	L	1-9	\$ Kansas

* - ACC game; % - Pepsi/Johnny Quik Best-of-the-West Tournament; + - ACC Tournament; \$ - NCAA MidEast Regional; N1 - Fresno, Calif.; N2 - Baltimore, Md.; N3 - Greenville, S.C.; N4 - Knoxville, Tenn.

1994 (57-18 OVERALL; 20-4 ACC, 1st)
ACC Champion
Ranked No. 4 by Baseball America
Head Coach - Jack Leggett (1st Season)

Date	Site	W-L	Score	Opponent
2-12	H	W	3-1	Western Carolina ⁽¹⁾
2-12	H	W	4-1	Western Carolina ⁽²⁾
2-13	H	W ⁽¹³⁾	6-5	Western Carolina
2-19	H	W	14-1	Tennessee
2-20	H	W	4-2	Tennessee
2-24	N1	L	5-11	% Fresno State
2-24	A	W	11-6	% UNLV
2-25	N1	W	13-3	% Rice
2-26	N1	L	3-12	% Rice
2-27	N1	W ⁽¹⁰⁾	13-8	% Fresno State
3-3	H	W	11-4	Furman
3-4	H	W	5-4	* Wake Forest
3-5	H	W	5-4	* Wake Forest
3-6	H	W	8-6	* Wake Forest
3-7	H	W	14-2	UNCW
3-8	H	W ⁽¹³⁾	8-7	UNCW
3-9	A	W	9-2	Georgia
3-11	H	W	7-5	* Maryland
3-12	H	W	18-2	* Maryland
3-13	H	W	6-5	* Maryland
3-15	H	W	4-1	New Hampshire
3-16	H	L	4-7	South Carolina
3-18	A	W	6-1	Hawaii Hilo
3-19	A	W	13-5	Hawaii Hilo ⁽¹⁾
3-19	A	W	10-3	Hawaii Hilo ⁽²⁾
3-21	N2	L	2-9	^ Oregon State
3-22	N2	L	2-9	^ Lewis-Clark State
3-23	A	W	7-3	^ Hawaii
3-25	N2	W ⁽⁷⁾	3-2	^ Washington
3-25	N2	W ⁽⁷⁾	3-1	^ Grand Canyon
3-26	N2	L ⁽¹¹⁾	1-2	^ Washington
3-27	N2	W	9-0	^ Grand Canyon
3-29	H	W	7-5	Georgia Southern
3-30	H	L	2-3	Georgia Southern
4-1	A	W	3-2	* Virginia
4-2	A	W	11-6	* Virginia
4-3	A	W	11-4	* Virginia

4-5	H	W	6-3	Georgia
4-6	A	W	7-2	South Carolina
4-8	H	W ⁽¹⁰⁾	10-8	* NC State
4-9	H	W	9-5	* NC State
4-10	H	W ⁽¹⁰⁾	6-5	* NC State
4-12	H	W	8-2	App State
4-13	A	L ⁽¹⁷⁾	4-5	South Carolina
4-15	A	W	7-6	* Duke
4-16	A	L	7-8	* Duke
4-17	A	W	7-0	* Duke
4-18	H	W	16-6	Charleston Southern
4-19	A	W	10-6	Georgia
4-20	H	L	3-4	South Carolina
4-22	A	W	11-1	* North Carolina
4-23	A	L	0-5	* North Carolina
4-24	A	W	3-2	* North Carolina
4-26	A	W	3-2	Tennessee
4-27	A	L ⁽¹⁰⁾	1-5	Tennessee
4-29	H	W	7-5	Miami (Fla.)
4-30	H	L	3-6	Miami (Fla.)
5-1	H	W ⁽¹²⁾	9-8	Miami (Fla.)
5-7	H	W	5-2	* Florida State
5-8	H	W	9-5	* Florida State
5-9	H	L	3-8	* Florida State
5-10	A	W	9-7	Coastal Carolina
5-11	A	W	8-0	Coastal Carolina
5-13	A	W ⁽¹⁰⁾	9-8	* Georgia Tech
5-14	A	L	4-20	* Georgia Tech
5-15	A	W	7-4	* Georgia Tech
5-18	N3	W	7-1	+ Maryland
5-19	N3	W	17-5	+ NC State
5-20	N3	W	9-6	+ Georgia Tech
5-21	N3	L	4-10	+ Florida State
5-22	N3	W	4-1	+ Florida State
5-26	H	W	5-1	\$ The Citadel
5-27	H	L	1-8	\$ Notre Dame
5-28	H	W	6-1	\$ Old Dominion
5-28	H	L	5-11	\$ Auburn

* - ACC game; % - UNLV Desert Classic; ^ - Hawaii Easter Tournament; + - ACC Tournament; \$ - NCAA East Regional; N1 - Las Vegas, Nev.; N2 - Honolulu, Hawaii; N3 - Greenville, S.C.

1995 (54-14 OVERALL; 20-4 ACC, 1st)

College World Series Participant

Ranked No. 8 by Baseball America

Ranked No. 8 by Collegiate Baseball

Ranked No. 8 by USA Today

Head Coach - Jack Leggett (2nd Season)

Date	Site	W-L	Score	Opponent
2-17	N1	L	2-5	Oklahoma State
2-18	A	W	18-0	UT Arlington
2-19	N1	W	7-2	Arkansas State
2-24	H	W	16-2	George Mason
2-25	H	W	13-0	George Mason
2-26	H	W	9-3	George Mason
3-1	H	W	6-4	Tennessee
3-2	H	W ⁽¹⁰⁾	7-6	Tennessee
3-4	H	W	10-5	Old Dominion ⁽¹⁾
3-4	H	W	12-6	Old Dominion ⁽²⁾
3-5	H	W	7-1	Old Dominion
3-7	H	W	5-0	James Madison
3-8	H	W	16-6	James Madison
3-10	H	W	10-0	* Duke
3-11	H	W	8-4	* Duke
3-12	H	W	9-1	* Duke
3-14	A	W	5-2	Western Carolina
3-15	H	W	11-0	App State
3-17	A	W	10-7	* Wake Forest
3-18	A	W	4-3	* Wake Forest
3-19	A	W	10-5	* Wake Forest
3-21	A	W	9-7	Old Dominion
3-22	A	W	4-2	Old Dominion
3-24	A	W ⁽¹²⁾	4-3	* Maryland
3-25	A	W	11-3	* Maryland
3-26	A	W	12-2	* Maryland
3-28	A	L	2-4	South Carolina
3-29	H	W	5-4	Western Carolina
3-31	H	W	3-2	* North Carolina
4-1	H	W	20-1	* North Carolina
4-2	H	L	8-11	* North Carolina
4-4	H	W	7-2	South Carolina
4-5	A	L	7-8	Georgia
4-7	H	W	5-4	* Virginia
4-8	H	W	9-0	* Virginia
4-9	H	W	5-2	* Virginia
4-11	H	W	5-4	Georgia
4-12	H	W	11-1	South Carolina
4-14	A	W ⁽¹⁰⁾	17-15	* NC State

ALL-TIME RESULTS

4-15	A	W	13-1	* NC State
4-16	A	W	13-4	* NC State
4-18	H	W	5-1	Coastal Carolina
4-19	H	W	7-2	Coastal Carolina
4-21	A	L	2-5	* Florida State
4-22	A	L	2-7	* Florida State
4-23	A	L	8-9	* Florida State
4-25	H	W	19-5	Furman
4-26	A	W	18-6	South Carolina
4-28	H	W	8-5	* Georgia Tech
4-29	H	W	6-1	* Georgia Tech
4-30	H	W	6-5	* Georgia Tech
5-7	A	W	7-4	Georgia Southern
5-8	A	L ⁽¹²⁾	14-15	Georgia Southern
5-12	A	L	6-7	Miami (Fla.)
5-13	A	W	7-5	Miami (Fla.)
5-14	A	L	4-8	Miami (Fla.)
5-17	N2	W	10-0	+ Maryland
5-18	N2	W	6-4	+ North Carolina
5-19	N2	W	11-0	+ Florida State
5-20	N2	W	16-7	+ NC State
5-20	N2	L	2-12	+ Florida State
5-21	N2	L	2-8	+ Florida State
5-25	H	W	8-4	* Navy
5-26	H	W	11-5	\$ Jacksonville
5-27	H	W	9-5	\$ Winthrop
5-28	H	W	7-4	\$ Alabama
6-3	N3	L	1-3	! Tennessee
6-5	N3	L	3-8	! Stanford

* - ACC game; + - ACC Tournament; \$ - NCAA East Regional; ! - College World Series; N1 - Arlington, Texas; N2 - Greenville, S.C.; N3 - Omaha, Neb.

1996 (51-17 OVERALL; 17-7 ACC, 2nd)
College World Series Participant
Ranked No. 4 by Collegiate Baseball
Ranked No. 4 by USA Today
Head Coach - Jack Leggett (3rd Season)

Date	Site	W-L	Score	Opponent
2-16	H	W	4-0	South Florida
2-17	H	L	5-6	South Florida
2-18	H	L	2-7	South Florida
2-23	H	W	7-3	Maine
2-24	H	W	6-5	Maine ⁽¹⁾
2-24	H	W	5-1	Maine ⁽²⁾
2-25	H	W	6-1	Maine
2-27	A	W	8-3	Tennessee
2-28	A	W ⁽¹⁰⁾	10-4	Tennessee
3-1	H	W	11-3	Coastal Carolina
3-2	H	W	8-7	Coastal Carolina
3-3	H	W	13-4	Coastal Carolina
3-5	H	W	4-2	Western Carolina
3-8	H	W	8-4	Virginia Tech
3-9	H	W	6-2	Virginia Tech
3-10	H	W	4-0	Virginia Tech
3-12	H	W	18-2	Siena
3-13	H	W	9-3	Siena
3-16	A	L ⁽⁷⁾	4-7	* Duke ⁽¹⁾
3-16	A	L ⁽⁷⁾	0-2	* Duke ⁽²⁾
3-17	A	W	7-2	* Duke
3-20	H	W	11-3	Ohio
3-21	H	L	3-9	Ohio
3-22	H	W	4-0	* Maryland
3-23	H	W	7-0	* Maryland
3-24	H	W	16-6	* Maryland
3-28	A	W	13-3	Western Carolina
3-29	A	W	8-1	* Virginia
3-30	A	L	2-3	* Virginia
3-31	A	W	9-3	* Virginia
4-2	H	W	5-4	Georgia
4-3	A	W	4-2	South Carolina
4-5	H	W	9-1	* Wake Forest
4-6	H	W	6-0	* Wake Forest
4-7	H	L	7-8	* Wake Forest
4-9	H	W	10-4	Western Carolina
4-10	H	W	11-0	South Carolina
4-12	A	W	11-1	* North Carolina
4-13	A	W	7-5	* North Carolina
4-14	A	W	7-2	* North Carolina
4-16	A	L	2-6	Georgia
4-17	H	W	8-0	South Carolina
4-21	H	L ⁽¹⁰⁾	6-8	Georgia Southern ⁽¹⁾
4-21	H	L ⁽¹⁸⁾	7-9	Georgia Southern ⁽²⁾
4-23	A	W	7-5	South Carolina
4-24	H	W	12-5	Charleston Southern
4-25	H	L	6-18	* NC State
4-26	H	W	14-0	* NC State
4-27	H	L ⁽¹⁰⁾	1-4	* NC State

5-4	H	W	3-0	* Florida State
5-5	H	W	2-1	* Florida State
5-6	H	W	2-0	* Florida State
5-8	H	W	13-4	Furman
5-10	A	L ⁽¹⁰⁾	9-8	* Georgia Tech
5-11	A	L	0-4	* Georgia Tech
5-12	A	W	9-2	* Georgia Tech
5-16	N1	W	6-1	+ Duke
5-16	N1	W	6-1	+ Georgia Tech
5-17	N2	L	2-4	+ Virginia
5-18	N2	L	1-2	+ Florida State
5-23	H	W	9-1	\$ Charleston Southern
5-24	H	W	5-1	\$ Old Dominion
5-25	H	W	6-3	\$ West Virginia
5-26	H	W	12-5	\$ Tennessee
5-31	N3	L	3-7	! Miami (Fla.)
6-2	N3	W ⁽¹⁰⁾	8-5	! Oklahoma State
6-4	N3	W	14-13	! Alabama
6-5	N3	L	5-14	! Miami (Fla.)

* - ACC game; + - ACC Tournament; \$ - NCAA East Regional; ! - College World Series; N1 - Chapel Hill, N.C.; N2 - Durham, N.C.; N3 - Omaha, Neb.

1997 (41-23 OVERALL; 13-10 ACC, 4th)
Ranked No. 24 by USA Today
Head Coach - Jack Leggett (4th Season)

Date	Site	W-L	Score	Opponent
2-15	H	W	6-2	Morehead State ⁽¹⁾
2-15	H	W	9-1	Morehead State ⁽²⁾
2-16	H	W	1-0	Morehead State
2-18	H	W	7-2	Charleston Southern
2-22	H	W	7-6	Kentucky ⁽¹⁾
2-22	H	W	4-3	Kentucky ⁽²⁾
2-23	H	W	10-3	Kentucky
2-27	N1	W	8-7	% CSUN
2-28	N1	W	12-7	% Northwestern
2-28	A	L	3-4	% UNLV
3-1	N1	W	10-2	% Northwestern
3-2	N1	L	5-18	% CSUN
3-4	H	W	12-5	James Madison
3-5	H	W	11-3	James Madison
3-7	H	W	17-2	Coastal Carolina
3-8	H	W	22-11	Coastal Carolina
3-9	H	W	13-3	Coastal Carolina
3-12	H	W	17-4	App State
3-14	H	W	3-2	* Virginia
3-15	H	W	6-1	* Virginia
3-16	H	W	7-3	* Virginia
3-19	A	L	3-7	Tennessee
3-21	A	L	1-13	* Maryland
3-22	A	W	17-10	* Maryland
3-23	A	L ⁽¹⁰⁾	6-7	* Maryland
3-25	A	L	4-9	Western Carolina
3-26	H	W	14-9	Western Carolina
3-28	A	L	2-11	* Wake Forest
3-29	A	W	10-9	* Wake Forest
3-30	A	W	18-7	* Wake Forest
4-1	A	L	2-3	Georgia
4-2	H	L	3-11	South Carolina
4-4	A	W	10-7	* Florida State
4-5	A	L	5-20	* Florida State
4-6	A	L ⁽¹²⁾	10-11	* Florida State
4-8	H	W	10-7	Furman
4-9	A	W	15-1	South Carolina
4-11	H	W	11-1	* Duke
4-12	H	L ⁽¹⁰⁾	3-4	* Duke
4-13	H	W	14-2	* Duke
4-15	H	W	13-5	Tennessee
4-16	H	W	12-9	South Carolina
4-18	A	L	9-16	* NC State
4-19	A	L	4-17	* NC State
4-20	A	L	7-9	* NC State
4-23	A	L	16-38	South Carolina
4-25	H	W	7-4	* Georgia Tech
4-26	H	L	4-19	* Georgia Tech
5-2	A	W	11-4	Davidson
5-4	H	W	17-2	* North Carolina
5-5	H	W	11-10	* North Carolina
5-6	H	W	5-4	* North Carolina
5-7	H	W	9-8	Charleston Southern
5-9	H	L	11-12	California
5-10	H	W	15-3	California
5-11	H	L	10-12	California
5-14	N2	W	8-6	+ Wake Forest
5-15	N2	W	7-4	+ Georgia Tech
5-16	N2	L	4-8	+ Florida State
5-17	N2	W ⁽¹⁰⁾	11-6	+ NC State
5-17	N2	L	0-10	+ Florida State

5-22	N3	W	13-9	\$ Nevada
5-23	N3	L	6-10	\$ Rice
5-24	N3	L	7-12	\$ Texas State

* - ACC game; % - UNLV Desert Classic; + - ACC Tournament; \$ - NCAA Central Regional; N1 - Las Vegas, Nev.; N2 - St. Petersburg, Fla.; N3 - Lubbock, Texas;

1998 (43-16 OVERALL; 14-9 ACC, T-2nd)
Ranked No. 19 by USA Today
Head Coach - Jack Leggett (5th Season)

Date	Site	W-L	Score	Opponent
2-6	N1	W	4-2	% South Florida
2-7	N1	W	7-6	% UCF
2-8	N1	W	9-4	% Auburn
2-13	H	L	1-6	East Carolina
2-14	H	W	16-4	East Carolina
2-15	H	W	8-2	East Carolina
2-20	H	W	5-4	Old Dominion
2-21	H	W	11-10	Old Dominion
2-22	H	W	12-7	Old Dominion
2-26	H	W	11-7	Charlotte
2-27	H	W	13-0	UNCW
2-28	H	W	19-6	UNCW
3-1	H	W	6-3	UNCW
3-3	H	W	6-5	Florida Atlantic
3-4	H	L	5-6	Florida Atlantic
3-6	H	W	22-4	Stetson
3-8	H	W	10-5	Stetson ⁽¹⁾
3-8	H	W ⁽⁸⁾	9-4	Stetson ⁽²⁾
3-10	H	W	17-3	Coastal Carolina
3-13	H	W	12-2	Maine
3-14	H	W	18-2	Maine ⁽¹⁾
3-14	H	W	19-11	Maine ⁽²⁾
3-17	H	W	5-1	Western Carolina
3-19	A	L	7-10	Western Carolina
3-20	H	W	5-3	* Maryland
3-21	H	W	19-6	* Maryland
3-22	H	W	15-6	* Maryland
3-25	H	W	5-0	The Citadel
3-27	H	W	10-2	* Wake Forest
3-28	H	W	6-5	* Wake Forest
3-29	H	L	2-8	* Wake Forest
3-31	H	W ⁽¹⁰⁾	5-4	Georgia
4-1	A	W	6-4	South Carolina
4-3	A	W	9-7	* Virginia
4-4	A	L	6-7	* Virginia
4-5	A	W	15-6	* Virginia
4-7	H	W	18-0	Furman
4-8	H	W	13-3	Charleston Southern
4-11	A	W	8-2	* Duke ⁽¹⁾
4-11	A	L	6-7	* Duke ⁽²⁾
4-12	A	L	2-6	* Duke
4-15	H	W	14-6	UNC Asheville
4-17	H	W ⁽¹²⁾	11-10	* NC State
4-18	H	W	17-6	* NC State
4-22	A	W	9-2	Georgia
4-24	H	W	2-1	* Florida State
4-25	H	W	5-4	* Florida State
4-26	H	L	2-7	* Florida State
5-3	A	L	6-7	* Georgia Tech
5-4	A	L	7-9	* Georgia Tech
5-5	A	L	5-14	* Georgia Tech
5-9	A	L	9-12	* North Carolina ⁽¹⁾
5-9	A	W	8-1	* North Carolina ⁽²⁾
5-10	A	W	7-6	* North Carolina
5-13	N2	L	1-4	+ North Carolina
5-14	N2	L	6-10	+ Georgia Tech
5-21	H	W	12-3	\$ The Citadel
5-22	H	L ⁽¹⁶⁾	1-2	\$ South Alabama
5-23	H	L	5-8	\$ Southern California

* - ACC game; % - Olive Garden Classic; + - ACC Tournament; \$ - NCAA East Regional; N1 - Kissimmee, Fla.; N2 - Durham, N.C.

1999 (42-27 OVERALL; 13-10 ACC, 3rd)
Ranked No. 13 by Collegiate Baseball
Head Coach - Jack Leggett (6th Season)

Date	Site	W-L	Score	Opponent
2-12	H	W	10-7	Kansas State
2-13	H	W	10-4	Kansas State
2-14	H	W	11-3	Kansas State
2-25	N1	W	13-12	% Washington
2-26	N1	L	3-4	% Creighton
2-26	A	L ⁽¹⁰⁾	11-12	% UNLV
2-27	N1	L	5-7	% Nevada
2-28	N1	W	13-10	% Creighton
3-3	H	L	15-18	The Citadel
3-5	H	L	9-10	Liberty

3-6	H	L	8-11	Liberty ⁽¹⁾
3-6	H	W	11-6	Liberty ⁽²⁾
3-10	H	W	14-6	Coastal Carolina
3-12	H	W	14-4	George Mason
3-13	H	W	13-2	George Mason ⁽¹⁾
3-13	H	W	21-0	George Mason ⁽²⁾
3-16	A	L	4-5	East Carolina
3-17	A	L	2-14	East Carolina
3-19	A	W	8-6	* Maryland
3-20	A	W	9-2	* Maryland
3-23	H	W	17-5	Georgia
3-24	H	W	12-4	Wofford
3-26	A	L	1-5	* Wake Forest
3-27	A	L	6-11	* Wake Forest
3-28	A	L	2-10	* Wake Forest
3-30	A	W	7-6	Georgia
4-1	H	W	18-1	East Tennessee State
4-2	N2	L	3-5	Miami (Fla.)
4-3	N2	W	7-5	Miami (Fla.)
4-4	N2	L	11-14	Miami (Fla.)
4-6	A	L ⁽¹⁰⁾	8-9	Western Carolina
4-7	H	W	16-11	Western Carolina
4-9	A	L	0-8	* Florida State
4-10	A	W	8-4	* Florida State
4-11	A	L	3-5	* Florida State
4-13	H	W	12-9	Furman
4-14	A	W	8-7	South Carolina
4-16	H	W	18-1	* Duke
4-17	H	L ⁽¹⁰⁾	3-5	* Duke
4-18	H	W	7-5	* Duke
4-21	H	W	5-4	South Carolina
4-23	H	W	24-4	* Georgia Tech
4-24	H	W	13-8	* Georgia Tech
4-25	H	W	6-5	* Georgia Tech
5-1	H	L	3-9	* Virginia ⁽¹⁾
5-1	H	W ⁽¹¹⁾	5-4	* Virginia ⁽²⁾
5-2	H	W	12-5	* Virginia
5-4	H	W ⁽¹⁰⁾	11-10	Western Carolina
5-7	H	W	14-2	Winthrop
5-8	H	L	2-4	Coastal Carolina
5-9	H	W	20-7	* North Carolina
5-10	H	W	5-4	* North Carolina
5-11	H	L	5-7	* North Carolina
5-14	A	L	9-19	* NC State
5-15	A	L	4-7	* NC State
5-16	A	W	7-4	* NC State
5-19	N3	W	7-6	+ NC State
5-20	N3	L	3-6	+ Wake Forest
5-21	N3	W	7-6	+ Maryland
5-22	N3	W	8-7	+ Florida State
5-22	N3	L	5-9	+ Wake Forest
5-28	N4	L	5-23	* Missouri State
5-29	N4	W	17-3	\$ Delaware
5-29	A	W	12-4	\$ Arkansas
5-30	N4	W	8-7	* Missouri State ⁽¹⁾
5-30	N4	W	7-5	\$ Missouri State ⁽²⁾
6-4	A	L	3-20	¶ Texas A&M
6-5	A	W	10-3	¶ Texas A&M
6-6	A	L	4-5	¶ Texas A&M
* - ACC game; % - UNLV/Coors Desert Classic; + - ACC Tournament; \$ - NCAA Regional; ¶ - NCAA Super Regional; N1 - Las Vegas, Nev. N2 - Fort Mill, S.C.; N3 - Durham, N.C.; N4 - Fayetteville, Ark.				
2000 (51-18 OVERALL; 17-7 ACC, 2 nd)				
College World Series Participant				
Ranked No. 5 by USA Today				
Head Coach - Jack Leggett (7th Season)				
Date	Site	W-L	Score	Opponent
1-28	N1	W	3-1	% Rice
1-29	N1	W	4-0	% Miami (Fla.)
1-30	N1	L	0-5	UCF
2-18	H	W	5-0	Old Dominion
2-19	H	W	3-1	Old Dominion
2-20	H	W	10-2	Old Dominion
2-25	H	W	5-1	James Madison
2-26	H	W	12-4	James Madison
2-27	H	W	5-3	James Madison
3-1	H	W	4-3	Coastal Carolina
3-3	H	W	8-0	UNLV
3-4	H	W	3-3	UNLV
3-5	H	L	3-4	UNLV
3-8	H	W	10-6	William & Mary
3-10	H	W	9-4	Ohio ⁽¹⁾
3-10	H	W	6-1	Ohio ⁽²⁾
3-11	H	W	16-2	Ohio
3-14	H	W	7-0	East Carolina
3-15	H	L	4-12	East Carolina

ALL-TIME RESULTS

3-17	H	W	8-6	* Maryland
3-18	H	W	9-3	* Maryland ⁽¹⁾
3-18	H	W	11-2	* Maryland ⁽²⁾
3-22	H	W	14-2	Charlotte
3-24	H	W	9-3	The Citadel
3-25	H	W	7-5	The Citadel
3-26	H	W	6-3	The Citadel
3-29	A	L	6-10	Georgia
3-31	A	L	0-6	* North Carolina
4-1	A	W	10-2	* North Carolina
4-2	A	L	2-5	* North Carolina
4-4	H	W	11-7	Western Carolina
4-5	H	W	3-2	Furman
4-7	H	L	1-5	* NC State
4-8	H	W	9-0	* NC State
4-9	H	W	8-4	* NC State
4-11	H	W	9-7	Georgia
4-12	H	L	3-6	South Carolina
4-15	H	W ⁽¹⁵⁾	6-5	* Wake Forest ⁽¹⁾
4-15	H	W	5-4	* Wake Forest ⁽²⁾
4-16	H	L	4-6	* Wake Forest
4-18	H	W	17-5	Elon
4-19	A	L ⁽¹²⁾	8-9	South Carolina
4-21	A	W	8-5	* Duke
4-22	A	W	8-5	* Duke
4-23	A	W	12-8	* Duke
4-26	N2	W	13-4	Western Carolina
4-28	A	L	4-7	* Georgia Tech
4-29	A	L	7-9	* Georgia Tech
4-30	A	W	13-12	* Georgia Tech
5-6	H	W	8-7	* Florida State
5-7	H	W	5-4	* Florida State
5-8	H	W	7-4	* Florida State
5-11	A	L	4-6	Liberty
5-13	A	W	9-7	* Virginia ⁽¹⁾
5-13	A	L	0-11	* Virginia ⁽²⁾
5-14	A	W	20-9	* Virginia
5-17	N3	W	9-5	+ Virginia
5-18	N3	W	8-4	+ Florida State
5-19	N3	L	8-9	+ Georgia Tech
5-20	N3	W	12-5	+ Virginia
5-20	N3	L	4-8	+ Georgia Tech
5-26	H	W	4-0	\$ Middle Tennessee
5-27	H	W	9-3	\$ Illinois
5-28	H	W	21-3	\$ Middle Tennessee
6-2	H	W	11-4	¶ Mississippi State
6-3	H	W	9-4	¶ Mississippi State
6-9	N4	W	10-6	! San Jose State
6-11	N4	L	4-10	! Stanford
6-14	N4	L	4-5	! Louisiana

* - ACC game; % - ACC Disney Blast; + - ACC Tournament; \$ - NCAA Regional; ¶ - NCAA Super Regional; ! - College World Series; N1 - Lake Buena Vista, Fla.; N2 - Asheville, N.C.; N3 - Fort Mill, S.C.; N4 - Omaha, Neb.

2001 (41-22 OVERALL; 17-7 ACC, 2nd)
Ranked No. 13 by Collegiate Baseball
Head Coach - Jack Leggett (8th Season)

Date	Site	W-L	Score	Opponent
2-16	H	L	5-10	Richmond
2-17	H	W	14-4	Richmond
2-18	H	W	7-3	Richmond
2-22	A	W	10-6	% UNLV
2-23	N1	W	9-5	% Oregon State
2-23	A	L	6-14	% UNLV
2-24	N1	L	9-10	% Oregon State
2-25	N1	W ⁽⁷⁾	13-2	% Oregon State
2-28	H	W	7-4	Furman
3-3	H	L	8-21	South Carolina
3-4	A	W	7-4	South Carolina
3-7	H	W	5-3	College of Charleston
3-10	H	W	5-2	Ohio
3-11	H	W	17-4	Ohio
3-13	H	L ⁽¹⁰⁾	9-12	Georgia Southern
3-14	H	W	9-3	Georgia Southern
3-16	A	W	8-6	* Maryland
3-17	A	W	9-6	* Maryland
3-18	A	W	7-0	* Maryland
3-20	A	W	11-1	Old Dominion
3-21	A	L	8-10	Old Dominion
3-23	A	W ⁽¹²⁾	4-1	* Wake Forest
3-24	A	L	3-12	* Wake Forest
3-25	A	W	9-1	* Wake Forest
3-27	H	W	6-0	Wofford
3-28	A	L	4-8	Georgia
3-30	H	W	24-3	New York Tech
3-31	H	W	13-0	New York Tech ⁽¹⁾
3-31	H	W	14-0	New York Tech ⁽²⁾

4-4	H	L	4-8	Winthrop
4-6	A	L	4-7	* Florida State
4-7	A	L	6-7	* Florida State
4-8	A	L	1-6	* Florida State
4-10	H	L	5-10	Coastal Carolina
4-11	H	W ⁽¹¹⁾	8-7	Coastal Carolina
4-13	H	W	10-2	* Duke
4-14	H	W	10-1	* Duke
4-15	H	W	6-4	* Duke
4-17	H	W	10-4	Georgia
4-18	A	L	3-9	South Carolina
4-20	H	W	3-0	* Georgia Tech
4-21	H	W	5-1	* Georgia Tech
4-22	H	L	3-5	* Georgia Tech
4-24	H	W	8-2	Western Carolina
4-25	H	L	1-2	South Carolina
4-27	H	W	6-3	* North Carolina
4-28	H	W ⁽¹⁰⁾	10-9	* North Carolina
4-29	H	L	0-4	* North Carolina
5-5	A	W	7-6	* NC State ⁽¹⁾
5-5	A	L	3-4	* NC State ⁽²⁾
5-6	A	W	10-2	* NC State
5-9	A	W ⁽¹¹⁾	9-6	Furman
5-12	H	W	8-1	* Virginia ⁽¹⁾
5-12	H	W	17-1	* Virginia ⁽²⁾
5-13	H	W	5-4	* Virginia
5-16	N2	L	3-7	+ Virginia
5-17	N2	W	7-6	+ North Carolina
5-18	N2	L	4-5	+ Florida State
5-25	H	W	4-1	\$ William & Mary
5-26	H	W	24-4	\$ Seton Hall
5-27	H	W	8-2	\$ Seton Hall
6-1	A	L	8-10	¶ Miami (Fla.)
6-2	A	L	6-14	¶ Miami (Fla.)

* - ACC game; % - UNLV/Coors Desert Classic; + - ACC Tournament; \$ - NCAA Regional; ¶ - NCAA Super Regional; N1 - Las Vegas, Nev.; N2 - Fort Mill, S.C.

2002 (54-17 OVERALL; 16-8 ACC, 4th)
College World Series Participant
Ranked No. 3 by Baseball America
Ranked No. 3 by Collegiate Baseball
Ranked No. 3 by USA Today
Head Coach - Jack Leggett (9th Season)

Date	Site	W-L	Score	Opponent
2-22	H	W	7-4	Auburn
2-23	H	W	8-5	Auburn
2-24	H	W	6-5	Auburn
3-1	A	W	14-6	College of Charleston
3-2	A	W	9-7	South Carolina
3-3	H	W ⁽¹⁰⁾	11-10	South Carolina
3-6	H	W	12-1	College of Charleston
3-8	H	W	5-3	Purdue
3-9	H	W	9-6	Purdue
3-10	H	W	4-2	Purdue
3-12	H	W	20-8	Georgia Southern
3-13	H	W	9-2	Georgia Southern
3-15	H	W	13-1	South Alabama
3-16	H	L	4-6	South Alabama
3-17	H	W	11-3	South Alabama
3-19	H	W	23-5	UNC Asheville
3-21	H	W	8-0	Maine
3-22	H	W	13-0	Maine
3-23	H	W	8-3	Maine
3-26	H	W	19-1	Coastal Carolina
3-27	H	W	6-2	Coastal Carolina
3-29	H	W	13-6	* Maryland
3-30	H	W	16-7	* Maryland
3-31	H	W	7-2	* Maryland
4-2	H	W	7-1	East Tennessee State
4-3	H	W	6-4	Winthrop
4-5	H	W	6-4	* NC State
4-6	H	L	0-3	* NC State
4-7	H	W	10-2	* NC State
4-9	A	L	4-5	Georgia
4-10	H	W	6-5	Georgia
4-12	A	W ⁽¹⁰⁾	11-7	* North Carolina
4-13	A	W	4-2	* North Carolina
4-14	A	L	5-12	* North Carolina
4-16	H	W	13-9	Western Carolina
4-17	H	L	6-8	South Carolina
4-19	A	W	5-3	* Duke
4-20	A	W	4-1	* Duke
4-21	A	W	2-1	* Duke
4-23	H	W	18-7	Furman
4-24	A	W	4-1	South Carolina
4-26	H	L	2-4	* Wake Forest
4-27	H	W	5-3	* Wake Forest

4-28	H	W	4-0	* Wake Forest
5-4	A	W	12-9	* Georgia Tech
5-5	A	L	6-15	* Georgia Tech
5-6	A	L	0-11	* Georgia Tech
5-8	H	W	9-2	Wofford
5-9	H	L	6-8	Elon
5-11	A	W	15-4	* Virginia
5-12	A	W	15-2	* Virginia
5-13	A	W	5-3	* Virginia
5-15	A	W	12-4	Western Carolina
5-17	H	L	3-9	* Florida State
5-18	H	L	3-12	* Florida State
5-19	H	L	3-9	* Florida State
5-22	N1	W	10-0	+ Georgia Tech
5-23	N1	L	4-9	+ Florida State
5-24	N1	W	5-3	+ NC State
5-25	N1	W	8-6	+ Wake Forest
5-25	N1	L	1-4	+ Florida State
5-31	H	W	15-1	\$ Georgia Southern
6-1	H	W	4-2	\$ East Carolina
6-2	H	W	21-1	\$ East Carolina
6-7	H	L	6-9	¶ Arkansas
6-8	H	W	8-7	¶ Arkansas
6-9	H	W	7-4	¶ Arkansas
6-14	N2	W	11-10	! Nebraska
6-16	N2	W	9-7	! Georgia Tech
6-19	N2	L	4-12	! South Carolina
6-21	N2	L	2-10	! South Carolina

* - ACC game; + - ACC Tournament; \$ - NCAA Regional; ¶ - NCAA Super Regional; ! - College World Series; N1 - St. Petersburg, Fla.; N2 - Omaha, Neb.

2003 (39-22 OVERALL; 15-9 ACC, T-3rd)
Head Coach - Jack Leggett (10th Season)

Date	Site	W-L	Score	Opponent
2-22	A	L	1-8	Auburn ⁽¹⁾
2-22	A	W	11-8	Auburn ⁽²⁾
2-23	A	L	3-7	Auburn
2-26	H	W ⁽⁸⁾	5-0	Charleston Southern
3-1	H	W	8-0	South Carolina
3-2	A	L	4-6	South Carolina
3-4	H	W	5-4	Winthrop
3-5	H	W	6-2	College of Charleston
3-6	H	W	6-2	^ Chukyo
3-7	H	W	2-0	Old Dominion
3-8	H	W	5-1	Old Dominion
3-9	H	W	18-2	Old Dominion
3-11	H	W	7-5	Tennessee Tech
3-12	H	W	8-0	Tennessee Tech
3-16	N1	W	11-1	Georgia Southern
3-17	N1	W	8-0	Georgia Southern
3-18	A	W	7-6	College of Charleston
3-20	H	W	8-6	Maine
3-21	H	W	7-6	Maine
3-22	H	W	11-7	Maine
3-24	H	W	21-7	Wofford
3-25	A	L	5-9	Western Carolina
3-26	H	W	7-3	Georgia
3-28	A2	L ⁽¹¹⁾	2-3	* NC State
3-29	A2	L	2-12	* NC State ⁽¹⁾
3-29	A2	W	12-10	* NC State ⁽²⁾
4-1	H	W	5-3	Western Carolina
4-2	A	W	4-2	South Carolina
4-4	H	W	9-4	* Virginia
4-5	H	L	1-4	* Virginia
4-6	H	W	9-2	* Virginia
4-9	H	W	4-2	South Carolina
4-11	A	W	8-4	* Florida State
4-12	A	L	2-7	* Florida State
4-13	A	L	1-8	* Florida State
4-15	H	L	1-5	Coastal Carolina
4-16	H	W	7-3	Coastal Carolina
4-19	A	L	6-9	* Maryland ⁽¹⁾
4-19	A	L	4-8	* Maryland ⁽²⁾
4-20	A	W	20-5	* Maryland
4-22	A	L	3-9	Georgia
4-23	H	W ⁽¹²⁾	6-3	East Tennessee State
4-25	H	W ⁽¹⁰⁾	9-7	* Georgia Tech
4-26	H	W	10-5	* Georgia Tech
4-27	H	W	11-3	* Georgia Tech
5-4	H	W	7-6	* Duke
5-5	H	L	6-7	* Duke
5-6	H	W	13-2	* Duke
5-7	H	L	2-11	Elon
5-8	A	L	8-10	Furman
5-10	H	L	4-9	* North Carolina
5-11	H	W ⁽¹⁰⁾	5-4	* North Carolina
5-12	H	W	5-2	* North Carolina

5-13	H	L	9-12	Furman
5-15	A	W	6-2	* Wake Forest
5-16	A	W	14-3	* Wake Forest
5-17	A	W	4-3	* Wake Forest
5-22	N3	L	2-10	+ North Carolina
5-23	N3	L	4-7	+ Duke
5-30	N4	L	8-10	\$ Ohio State
5-31	N4	W ⁽¹⁰⁾	7-6	\$ Princeton
5-31	A	L	0-15	\$ Auburn

* - ACC game; ^ - exhibition game (not counted in record); + - ACC Tournament; \$ - NCAA Regional; N1 - Charleston, S.C.; A2 - Kinston, N.C.; N3 - Salem, Va.; N4 - Auburn, Ala.

2004 (39-26 OVERALL; 14-10 ACC, T-4th)
Head Coach - Jack Leggett (11th Season)

Date	Site	W-L	Score	Opponent
2-24	H	L	4-5	Charlotte
2-28	N1	W	4-0	% Georgia Southern
2-28	A	L ⁽¹¹⁾	2-3	% East Carolina
2-29	N1	W	9-0	% Georgia Southern
2-29	A	L	4-6	% East Carolina
3-3	H	W	8-5	Gardner-Webb
3-5	A	W	15-4	College of Charleston
3-6	A	L	2-5	South Carolina
3-7	H	L ⁽¹⁰⁾	7-8	South Carolina
3-10	A	W	6-0	Wofford
3-12	H	W	14-9	Auburn
3-13	H	L	4-5	Auburn
3-14	H	L	6-9	Auburn
3-16	H	W	9-4	Coastal Carolina
3-19	A	W	7-3	Texas Tech
3-20	A	L	10-13	Texas Tech
3-21	A	L	3-5	Texas Tech
3-23	H	W	10-6	Elon
3-24	H	L	1-7	Elon
3-26	H	W	13-6	* Wake Forest
3-27	H	W	7-4	* Wake Forest
3-28	H	W	6-5	* Wake Forest
3-30	A	W	6-2	Georgia
3-31	H	W	19-4	Georgia
4-2	H	W	3-2	* Maryland
4-3	H	W	9-2	* Maryland
4-4	H	W	8-2	* Maryland
4-7	H	W	9-4	South Carolina
4-9	A	L	1-5	* Virginia
4-10	A	L	3-4	* Virginia ⁽¹⁾
4-10	A	L	1-3	* Virginia ⁽²⁾
4-13	H	W	9-5	Winthrop
4-14	A	W	13-5	South Carolina
4-16	A	W	2-1	* North Carolina
4-17	A	L	0-4	* North Carolina
4-18	A	W ⁽¹⁰⁾	4-2	* North Carolina
4-20	H	W	13-4	The Citadel
4-21	H	W	8-7	Western Carolina
4-23	H	W	2-1	* NC State
4-24	H	W	4-3	* NC State
4-25	H	W	9-6	* NC State
5-1	H	L	6-11	* Florida State
5-2	H	L	1-10	* Florida State
5-3	H	W	18-9	* Florida State
5-5	H	W	3-2	Charleston Southern
5-7	H	W	8-5	UCF

ALL-TIME RESULTS

2005 (43-23 OVERALL; 21-9 ACC, 2nd)

Ranked No. 13 by Collegiate Baseball
Head Coach - Jack Leggett (12th Season)

Date	Site	W-L	Score	Opponent
2-18	N1	W	7-2	% West Virginia
2-19	A1	L	2-3	% Coastal Carolina
2-20	N1	L	0-10	% East Carolina
2-25	H	W	3-2	UC Irvine
2-26	H	W	5-4	UC Irvine
2-27	H	W	10-2	UC Irvine
3-4	A	L	5-6	Auburn
3-5	A	L	4-8	Auburn
3-6	A	W	14-3	Auburn
3-9	H	L	2-8	Winthrop
3-12	H	L	3-6	South Carolina
3-13	A	L	5-6	South Carolina
3-16	H	W	11-1	Furman
3-18	H	L	1-2	* North Carolina
3-19	H	W	9-1	* North Carolina
3-20	H	W	7-3	* North Carolina
3-22	A	W	1-0	Old Dominion
3-23	A	L	2-3	Old Dominion
3-25	A	W	14-3	* Maryland
3-26	A	W ⁽¹³⁾	6-4	* Maryland ⁽¹⁾
3-26	A	W	12-0	* Maryland ⁽²⁾
3-29	H	W	14-5	Coastal Carolina
3-30	H	W	8-1	Coastal Carolina
4-2	A	L	1-3	* Florida State
4-3	A	L	4-5	* Florida State ⁽¹⁾
4-3	A	W	7-3	* Florida State ⁽²⁾
4-5	A	L	10-11	Georgia
4-6	H	L	1-4	Georgia
4-8	H	W	9-3	* Duke
4-9	H	W	11-6	* Duke
4-10	H	W	16-6	* Duke
4-12	A	W	7-4	Western Carolina
4-13	H	W	12-2	South Carolina
4-15	H	W	13-4	* Virginia
4-16	H	W	3-2	* Virginia
4-17	H	L	2-9	* Virginia
4-19	H	W	10-1	Western Carolina
4-20	A	W	7-5	South Carolina
4-22	A	L	3-8	* NC State
4-23	A	W	16-9	* NC State
4-24	A	L	8-9	* NC State
4-26	H	W	9-6	Elon
4-27	H	W	7-1	Wofford
4-29	H	L	14-18	* Georgia Tech
4-30	H	W	6-5	* Georgia Tech
5-1	H	L	4-6	* Georgia Tech
5-8	A	L	7-11	* Virginia Tech
5-9	A	W	7-0	* Virginia Tech
5-10	A	W	6-2	* Virginia Tech
5-13	A	W	4-1	* Wake Forest
5-14	A	W ⁽¹¹⁾	17-14	* Wake Forest
5-15	A	W	6-5	* Wake Forest
5-17	H	W	8-5	College of Charleston
5-19	H	W	15-5	* Miami (Fla.)
5-20	H	W	9-2	* Miami (Fla.)
5-21	H	W	6-2	* Miami (Fla.)
5-25	N2	L	1-8	+ Virginia
5-26	N2	W	9-1	+ Miami (Fla.)
5-27	N2	W	5-4	+ NC State
5-28	N2	L	4-5	+ Virginia
6-3	H	W	12-2	\$ North Carolina A&T
6-4	H	W	6-0	\$ College of Charleston
6-5	H	W	8-3	\$ Oral Roberts
6-11	A	W	4-2	† Baylor
6-12	A	L	1-7	† Baylor
6-13	A	L	1-6	† Baylor

* - ACC game; % - Baseball at The Beach; + - ACC Tournament; \$ - NCAA Regional; † - NCAA Super Regional; N1,A1 - Myrtle Beach, S.C.; N2 - Jacksonville, Fla.

2006 (53-16 OVERALL; 24-6 ACC, 1st (ATLANTIC))

ACC Champion
College World Series Participant
Ranked No. 5 by Baseball America
Ranked No. 5 by Collegiate Baseball
Ranked No. 5 by USA Today
Head Coach - Jack Leggett (13th Season)

Date	Site	W-L	Score	Opponent
2-17	H	W	8-1	James Madison ⁽¹⁾
2-17	H	W	3-0	James Madison ⁽²⁾
2-19	H	W	6-1	James Madison
2-24	H	W	5-1	Mercer
2-26	H	L	2-3	Mercer ⁽¹⁾
2-26	H	W	9-4	Mercer ⁽²⁾

2007 (41-23 OVERALL; 18-12 ACC, 2nd (ATLANTIC))

Ranked No. 12 by Collegiate Baseball
Head Coach - Jack Leggett (14th Season)

Date	Site	W-L	Score	Opponent
2-16	H	W	14-0	George Mason
2-17	H	L	1-5	George Mason
2-18	H	W	5-4	George Mason
2-21	H	W ⁽⁶⁾	11-3	High Point
2-23	H	W	8-3	Pacific
2-24	H	W ⁽¹¹⁾	4-3	Pacific ⁽¹⁾
2-24	H	W	5-4	Pacific ⁽²⁾
2-28	H	W	6-4	Winthrop
3-3	H	L	0-12	South Carolina
3-4	A	L	2-3	South Carolina
3-7	H	W	4-0	Coastal Carolina
3-9	H	L ⁽¹⁰⁾	4-6	Memphis
3-10	H	W	8-2	Memphis
3-11	H	W	7-2	Memphis
3-14	H	W	3-0	Georgia Southern
3-16	H	W	6-4	* Duke
3-17	H	W	7-2	* Duke
3-3	A	W	6-0	College of Charleston
3-4	A	L	2-6	South Carolina
3-5	H	W	6-4	South Carolina
3-8	H	W	10-5	William & Mary
3-10	H	W	7-2	Kansas
3-11	H	L	5-6	Kansas
3-12	H	W	4-3	Kansas
3-15	H	W	10-5	Gardner-Webb
3-17	A	L	1-2	* Virginia
3-18	A	L	2-10	* Virginia
3-19	A	L	4-7	* Virginia
3-21	H	W	5-3	Elon
3-22	H	W	7-4	Elon
3-24	H	W	9-5	* NC State
3-25	H	W	4-2	* NC State
3-26	H	W	6-2	* NC State
3-28	A	L ⁽¹⁰⁾	11-12	Georgia
3-29	H	W	10-7	Georgia
3-31	A	W	8-6	* Miami (Fla.)
4-1	A	W	6-2	* Miami (Fla.)
4-2	A	W	14-1	* Miami (Fla.)
4-4	H	L	6-8	Western Carolina
4-5	A	W	3-2	South Carolina
4-7	H	W	3-1	South Carolina
4-8	H	W ⁽¹¹⁾	3-2	* Maryland
4-9	H	W	15-7	* Maryland
4-11	A	W	8-3	Western Carolina
4-12	H	W	10-5	South Carolina
4-14	A	W	7-6	* Georgia Tech
4-15	A	L	3-12	* Georgia Tech
4-16	A	L	4-22	* Georgia Tech
4-18	H	L	3-6	Winthrop
4-19	H	L	4-5	Furman
4-21	A	W	6-3	* Boston College
4-22	A	L	2-3	* Boston College ⁽¹⁾
4-22	A	W	4-1	* Boston College ⁽²⁾
4-26	H	W	10-1	Wofford
4-28	H	W	11-2	* Virginia Tech
4-29	H	W	11-4	* Virginia Tech
4-30	H	W	7-3	* Virginia Tech
5-8	A	W	7-4	* Duke ⁽¹⁾
5-8	A	W	14-0	* Duke ⁽²⁾
5-9	A	W	8-2	* Duke
5-12	H	W	9-1	* Florida State
5-13	H	W ⁽¹⁰⁾	4-3	* Florida State
5-14	H	W	11-2	* Florida State
5-16	H	W	1-0	College of Charleston
5-18	H	W	26-1	* Wake Forest
5-19	H	W	6-0	* Wake Forest
5-20	H	W	7-3	* Wake Forest
5-24	N1	W ⁽⁷⁾	13-1	+ Wake Forest
5-25	N1	W	3-2	+ Georgia Tech
5-27	N1	L ⁽¹⁰⁾	7-8	+ Georgia Tech ⁽¹⁾
5-27	N1	W	16-11	+ Georgia Tech ⁽²⁾
5-28	N1	W	8-4	+ NC State
6-2	H	W	3-0	\$ UNC Asheville
6-3	H	W	13-3	\$ Elon
6-4	H	W	8-6	\$ Mississippi State
6-9	H	W	11-8	† Oral Roberts
6-10	H	W	6-5	† Oral Roberts
6-16	N2	W	8-4	! Georgia Tech
6-18	N2	L	0-2	! North Carolina
6-20	N2	L	6-7	! Cal State Fullerton

* - ACC game; + - ACC Tournament; \$ - NCAA Regional; † - NCAA Super Regional; ! - College World Series; N1 - Jacksonville, Fla.; N2 - Omaha, Neb.

2008 (31-27-1 OVERALL; 11-18-1 ACC, 4th (ATLANTIC))

Head Coach - Jack Leggett (15th Season)

Date	Site	W-L	Score	Opponent
2-23	H	W	12-5	Mercer ⁽¹⁾
2-23	H	W	6-5	Mercer ⁽²⁾
2-24	H	W	10-3	Mercer
2-27	H	W	12-3	High Point
2-29	A	W	7-6	College of Charleston
3-1	A	L	1-10	South Carolina
3-2	H	L	1-5	South Carolina
3-5	H	W	9-7	Wofford
3-8	A	L	11-13	* Wake Forest
3-9	A	L	3-5	* Wake Forest ⁽¹⁾
3-9	A	W	12-11	* Wake Forest ⁽²⁾
3-11	H	W	11-10	UNC Greensboro
3-12	H	W	6-5	UNC Greensboro
3-14	H	L	4-6	* Boston College
3-15	H	L	6-7	* Boston College
3-16	H	W	16-2	* Boston College
3-18	H	W	9-6	Coastal Carolina
3-20	H	W	14-2	Furman
3-21	H	L	4-5	* NC State
3-22	H	W	3-2	* NC State
3-23	H	W	2-0	* NC State
3-25	H	W	5-4	Elon
3-26	H	W	2-1	Elon
3-28	A	W	2-1	* Maryland
3-29	A	L	3-5	* Maryland
3-30	A	W	6-2	* Maryland
4-1	A	L	3-11	Georgia
4-2	H	L	4-6	Georgia
4-4	A	L	4-6	* Miami (Fla.)
4-5	A	L	5-15	* Miami (Fla.)
4-6	A	L	6-7	* Miami (Fla.)
4-9	A	L	1-7	South Carolina
4-11	H	L	2-8	* North Carolina
4-12	H	L	3-4	* North Carolina
3-18	H	W	9-6	* Duke
3-20	A	L	3-6	Western Carolina
3-23	A	L	3-4	* Maryland
3-24	A	L	1-4	* Maryland
3-25	A	W	5-0	* Maryland
3-27	H	W	14-2	Gardner-Webb
3-28	H	W	15-6	Western Carolina
3-30	H	L	3-10	* Miami (Fla.)
3-31	H	W	4-1	* Miami (Fla.)
4-1	H	L	6-7	* Miami (Fla.)
4-3	A	W	4-2	Georgia
4-4	H	W	11-10	Georgia
4-6	A	W	6-3	* Virginia Tech
4-7	A	W	8-5	* Virginia Tech
4-8	A	W ⁽¹⁰⁾	5-2	* Virginia Tech
4-13	A	W	6-2	* Wake Forest
4-14	A	L	5-6	* Wake Forest
4-15	A	W	5-4	* Wake Forest
4-18	A	L	2-4	South Carolina
4-20	H	L	3-5	* Virginia
4-21	H	L	0-3	* Virginia
4-22	H	W	2-1	* Virginia
4-24	H	L	12-13	Elon
4-25	H	W	14-5	South Carolina
4-27	H	W ⁽¹¹⁾	3-2	* Georgia Tech
4-28	H	W	10-3	* Georgia Tech
4-29	H	L	3-6	* Georgia Tech
5-5	H	W	4-3	* Boston College
5-6	H	L	6-8	* Boston College ⁽¹⁾
5-6	H	W	7-6	* Boston College ⁽²⁾
5-8	N1	W	12-3	Wofford
5-9	H	L	3-6	Furman
5-11	A	L	1-11	* Florida State
5-12	A	W	7-6	* Florida State
5-13	A	W	11-6	* Florida State
5-15	H	W	19-7	College of Charleston
5-17	A	L	4-11	* NC State
5-18	A	L	5-6	* NC State
5-19	A	W	6-3	* NC State
5-23	N2	W ⁽¹³⁾	5-4	+ Miami (Fla.)
5-25	N2	L	2-3	+ Wake Forest
5-26	N2	W	5-1	+ Florida State
6-1	N3	W	3-2	\$ St. John's
6-3	A3	W	11-8	\$ Coastal Carolina
6-4	A3	W	15-3	\$ Coastal Carolina
6-8	A	L	6-8	† Mississippi State
6-9	A	L	5-8	† Mississippi State

* - ACC game; + - ACC Tournament; \$ - NCAA Regional; † - NCAA Super Regional; N1 - Greenville, S.C. (Fluor Field); N2 - Jacksonville, Fla.; N3,A3 - Myrtle Beach, S.C.

2009 (44-22 OVERALL; 19-11 ACC, 2nd (ATLANTIC))

Ranked No. 14 by USA Today
Head Coach - Jack Leggett (16th Season)

4-18	A	W	7-4	* Duke
4-19	A	L	1-10	* Duke
4-20	A	T ⁽¹⁰⁾	6-6	* Duke
4-22	A	W	6-0	Western Carolina
4-23	N1	W	12-7	Presbyterian
4-25	H	W	13-5	* Virginia Tech
4-26	H	W	8-7	* Virginia Tech
4-27	H	W	10-2	* Virginia Tech
5-3	H	L ⁽¹⁰⁾	8-9	* Florida State
5-4	H	L	4-13	* Florida State
5-5	H	L	2-4	* Florida State
5-7	A1	W	11-5	Furman
5-9	A	L	1-5	* Georgia Tech
5-10	A	L	1-7	* Georgia Tech
5-11	A	W	16-6	* Georgia Tech
5-13	H	W	12-6	College of Charleston
5-15	A	W	9-1	UCF
5-16	A	W	7-3	UCF
5-17	A	W	8-5	UCF
5-21	N2	L	1-7	+ Miami (Fla.)
5-22	N2	L ⁽⁷⁾	0-10	+ NC State
5-24	N2	W	10-4	+ Georgia Tech

* - ACC game; + - ACC Tournament; N1,A1 - Greenville, S.C. (Fluor Field); N2 - Jackson-ville, Fla.

2009 (44-22 OVERALL; 19-11 ACC, 2nd (ATLANTIC))

Ranked No. 14 by USA Today

Head Coach - Jack Leggett (16th Season)

Date	Site	W-L	Score	Opponent
2-20	H	W	8-3	Charlotte
2-21	H	W	4-0	Charlotte
2-22	H	W ⁽¹⁰⁾	6-5	Charlotte
2-25	H	W	8-2	Wofford
2-28	H	L	1-3	South Carolina
3-3	H	L ⁽¹⁴⁾	2-4	Furman
3-4	H	W	17-2	UNC Asheville
3-6	A	W ⁽¹⁰⁾	5-4	* North Carolina
3-7	A	L	2-5	* North Carolina
3-8	A	L	8-9	* North Carolina
3-10	H	W	15-2	Michigan State
3-11	N1	W	6-1	Michigan State
3-13	H	W	4-1	* Wake Forest ⁽¹⁾
3-13	H	W	6-1	* Wake Forest ⁽²⁾
3-15	H	W	7-3	* Wake Forest
3-17	H	W	8-0	Presbyterian
3-18	H	W	14-0	# USC Upstate
3-20	A	L	2-5	* Florida State
3-21	A	W ⁽¹¹⁾	8-7	* Florida State
3-22	A	L	4-7	* Florida State
3-24	H	W	5-3	Elon ⁽¹⁾
3-24	H	W	8-7	Elon ⁽²⁾
3-27	A	L	1-13	* Boston College
3-28	A	W	7-6	* Boston College ⁽¹⁾
3-28	A	W	5-3	* Boston College ⁽²⁾
3-31	A	L	5-6	Georgia
4-1	H	L	2-4	Georgia
4-3	H	W	7-3	* Duke
4-4	H	L	7-10	* Duke
4-5	H	W	10-1	* Duke
4-7	A	L	6-7	South Carolina
4-8	H	W	7-5	South Carolina
4-11	H	L	8-12	* Miami (Fla.) ⁽¹⁾
4-11	H	W	9-1	* Miami (Fla.) ⁽²⁾
4-12	H	W	9-6	* Miami (Fla.)
4-14	A	W	11-1	Western Carolina
4-15	H	W	13-2	Western Carolina
4-17	A	L	2-5	* Virginia Tech
4-18	A	L	3-7	* Virginia Tech
4-19	A	W	8-1	* Virginia Tech
4-21	H	W	5-3	Coastal Carolina
4-22	A	W	12-2	South Carolina
4-24	H	L	4-5	* Georgia Tech
4-25	H	W	8-5	* Georgia Tech
4-26	H	W	6-3	* Georgia Tech
5-2	H	W	11-2	* Maryland
5-3	H	W	7-4	* Maryland ⁽¹⁾
5-3	H	L	6-8	* Maryland ⁽²⁾
5-8	H	W	13-2	UNCW
5-9	H	W	11-3	UNCW
5-10	H	L	3-4	UNCW
5-11	A1	W	8-5	Furman
5-12	H	W	5-2	College of Charleston
5-14	A	W	13-8	* NC State
5-15	A	W	11-5	* NC State
5-16	A	W	5-4	* NC State

ALL-TIME RESULTS

5-21	N2	L	5-6	+ Virginia
5-22	N2	L	4-10	+ Duke
5-23	N2	W ⁽¹¹⁾	4-3	+ North Carolina
5-29	H	W	5-4	\$ Tennessee Tech
5-30	H	L	2-3	\$ Oklahoma State
5-31	H	W	10-0	\$ Tennessee Tech
5-31	H	W	15-1	\$ Oklahoma State
6-1	H	W	6-5	\$ Oklahoma State
6-6	A	L	4-7	† Arizona State
6-7	A	L	2-8	† Arizona State

* - ACC game; # - no-hit game; + - ACC Tournament; \$ - NCAA Regional; † - NCAA Super Regional; N1,A1 - Greenville, S.C. (Fluor Field); N2 - Durham, N.C.

2010 (45-25 OVERALL; 18-12 ACC, T-1st (ATLANTIC))

College World Series Participant				
Ranked No. 4 by Collegiate Baseball				
Ranked No. 4 by USA Today				
Head Coach - Jack Leggett (17th Season)				
Date	Site	W-L	Score	Opponent
2-19	H	W	11-0	# Miami (Ohio)
2-20	N1	W	10-2	# Michigan State
2-21	H	W	8-5	# Furman
2-26	H	W	4-3	Wright State
2-27	H	W	8-6	Wright State
2-28	H	W	12-6	Wright State
3-3	H	W ⁽¹⁰⁾	6-5	Dayton
3-5	H	W	4-3	South Carolina
3-6	N1	L	5-7	South Carolina
3-7	A	W	19-6	South Carolina
3-11	H	W	13-2	Gardner-Webb
3-13	H	W	12-7	* NC State ⁽¹⁾
3-13	H	W	12-6	* NC State ⁽²⁾
3-14	H	W	7-6	* NC State
3-16	A	L	10-11	Charlotte
3-17	H	W	22-6	Georgia Southern
3-19	H	W	3-0	* Virginia Tech
3-20	H	W	5-2	* Virginia Tech ⁽¹⁾
3-20	H	W	13-8	* Virginia Tech ⁽²⁾
3-23	H	L	10-15	Elon
3-24	H	L ⁽¹⁰⁾	3-4	Elon
3-26	A	L	3-4	* Virginia
3-27	A	W	8-5	* Virginia ⁽¹⁾
3-27	A	L	1-3	* Virginia ⁽²⁾
3-31	H	L ⁽¹¹⁾	3-4	Coastal Carolina
4-2	H	W	15-2	* Boston College
4-3	H	L	5-11	* Boston College
4-4	H	W	14-9	* Boston College
4-6	A	W	15-5	Georgia
4-7	H	W	14-6	Georgia
4-9	A	L	9-10	* Duke
4-10	A	W ⁽¹¹⁾	11-5	* Duke
4-11	A	L	2-7	* Duke
4-14	H	L	5-7	Western Carolina
4-16	A	L ⁽¹⁰⁾	6-8	* Georgia Tech
4-17	A	L	3-4	* Georgia Tech
4-18	A	L	3-11	* Georgia Tech
4-21	H	W	22-4	USC Upstate
4-23	H	L	3-5	* North Carolina
4-24	H	W	10-6	* North Carolina
4-25	H	L	3-4	* North Carolina
5-1	H	L	2-4	Florida Gulf Coast
5-2	H	W	9-3	Florida Gulf Coast ⁽¹⁾
5-2	H	W	7-6	Florida Gulf Coast ⁽²⁾
5-4	H	W	14-2	Florida Gulf Coast
5-7	A	W	18-6	* Maryland
5-8	A	W	12-8	* Maryland
5-9	A	W	7-5	* Maryland
5-11	A1	W	12-1	Furman
5-14	A	L	5-9	* Wake Forest
5-15	A	W	17-5	* Wake Forest
5-16	A	L	2-11	* Wake Forest
5-18	H	W	8-2	Presbyterian
5-20	H	W	9-8	* Florida State
5-21	H	W	8-4	* Florida State
5-22	H	W	8-3	* Florida State
5-26	N2	L	8-13	+ NC State
5-28	N2	L	8-9	+ Virginia Tech
5-29	N2	W	9-3	+ Georgia Tech
6-4	N3	W	10-1	\$ Southern Mississippi
6-5	A	W	5-2	\$ Auburn
6-6	A	L	10-11	\$ Auburn
6-7	A	W	13-7	\$ Auburn
6-12	H	L	4-5	† Alabama
6-13	H	W	19-5	† Alabama
6-14	H	W	8-6	† Alabama
6-21	N4	W	6-3	! Arizona State
6-22	N4	W	6-4	! Oklahoma

6-25	N4	L	1-5	! South Carolina
6-26	N4	L	3-4	! South Carolina

* - ACC game; # - First Pitch Invitational; + - ACC Tournament; \$ - NCAA Regional; † - NCAA Super Regional; ! - College World Series; N1,A1 - Greenville, S.C. (Fluor Field); N2 - Greensboro, N.C.; N3 - Auburn, Ala.; N4 - Omaha, Neb.

2011 (43-20 OVERALL; 17-13 ACC, 2nd (ATLANTIC))

Ranked No. 16 by USA Today				
Head Coach - Jack Leggett (18th Season)				
Date	Site	W-L	Score	Opponent
2-18	H	W	14-3	Eastern Michigan
2-19	H	L	6-7	Eastern Michigan
2-20	H	W	5-1	Eastern Michigan
2-25	H	W	15-4	# Cincinnati
2-26	H	W	19-1	# Charleston Southern
2-27	N1	W	8-0	# Michigan State
3-2	H	W	5-1	Wofford
3-4	A	L	3-6	South Carolina
3-6	H	W	10-5	South Carolina
3-8	N1	L	4-5	South Carolina
3-11	H	L	0-5	* Virginia
3-12	H	L	7-8	* Virginia
3-13	H	L	6-7	* Virginia
3-16	N1	L	3-4	Presbyterian
3-18	H	W	9-6	* Duke
3-19	H	W	16-7	* Duke
3-20	H	W	9-3	* Duke
3-22	H	W	7-2	Elon
3-23	H	W	9-2	Elon
3-25	A	L	0-6	* NC State
3-26	A	L	3-5	* NC State
3-27	A	W	7-3	* NC State
3-29	H	W	11-5	Georgia
4-1	A	L	3-13	* North Carolina
4-2	A	L	5-9	* North Carolina
4-3	A	L	4-5	* North Carolina
4-5	H	W ⁽¹⁰⁾	5-4	Coastal Carolina
4-6	H	W	12-3	Western Carolina
4-8	H	W	12-3	* Maryland
4-9	H	W	7-0	* Maryland
4-10	H	L	6-7	* Maryland
4-12	H	W	7-2	Presbyterian
4-15	A	W	9-2	* Boston College
4-16	A	W	7-5	* Boston College ⁽¹⁾
4-16	A	W	9-2	* Boston College ⁽²⁾
4-20	A	W	5-2	Georgia
4-22	H	W	2-0	* Wake Forest
4-23	H	L	3-9	* Wake Forest
4-24	H	W	10-4	* Wake Forest
4-26	H	W	5-0	Furman
4-27	A	W ⁽⁸⁾	4-6	Western Carolina
4-29	H	W	4-2	* Georgia Tech
4-30	H	L	1-5	* Georgia Tech
5-1	H	W	3-1	* Georgia Tech
5-7	H	W	13-1	Gardner-Webb ⁽¹⁾
5-7	H	W	12-0	Gardner-Webb ⁽²⁾
5-8	A	W	5-1	Gardner-Webb
5-10	A1	W	5-1	Furman
5-11	H	W	8-3	East Tennessee State
5-14	A	W	7-2	* Virginia Tech ⁽¹⁾
5-14	A	W	8-3	* Virginia Tech ⁽²⁾
5-15	A	L	2-3	* Virginia Tech
5-17	H	W	19-0	Davidson
5-19	A	L	6-8	* Florida State
5-20	A	W	7-4	* Florida State
5-21	A	W	8-5	* Florida State
5-25	N2	W	9-0	+ Georgia Tech
5-26	N2	L	3-6	+ Florida State
5-28	N2	W	6-3	+ NC State
6-3	H	W	11-1	\$ Sacred Heart
6-4	H	W	12-7	\$ Coastal Carolina
6-5	H	L	6-7	\$ UConn
6-6	H	L	1-14	\$ UConn

* - ACC game; # - First Pitch Invitational; + - ACC Tournament; \$ - NCAA Regional; N1,A1 - Greenville, S.C. (Fluor Field); N2 - Durham, N.C.

2012 (35-28 OVERALL; 16-14 ACC, 3rd (ATLANTIC))

Head Coach - Jack Leggett (19th Season)				
Date	Site	W-L	Score	Opponent
2-17	H	L	1-2	UAB
2-18	H	W	6-1	UAB ⁽¹⁾
2-18	H	W	7-4	UAB ⁽²⁾
2-24	H	L	5-6	Maine
2-25	H	W	9-5	Maine
2-26	H	W	9-6	Maine
3-2	N1	L ⁽¹¹⁾	2-3	South Carolina

3-3	A	L	6-9	South Carolina
3-4	H	W	6-5	South Carolina
3-7	H	W	16-4	Holy Cross
3-9	H	L	3-4	* North Carolina
3-10	H	L	3-6	* North Carolina
3-11	H	L ⁽¹¹⁾	5-6	* North Carolina
3-14	A	L	4-8	Western Carolina
3-16	H	W	6-4	* Boston College
3-17	H	W	6-3	* Boston College
3-18	H	W	5-1	* Boston College
3-20	H	W	6-2	Elon
3-21	N2	W	4-2	Elon
3-23	A	L	3-6	* Virginia
3-24	A	L	1-5	* Virginia
3-25	A	L	3-5	* Virginia
3-27	A	W	10-5	Georgia
3-28	H	L	4-8	Presbyterian
3-30	H	W	3-1	* Miami (Fla.)
3-31	H	W	3-1	* Miami (Fla.)
4-1	H	L	2-4	* Miami (Fla.)
4-3	H	W	11-0	Winthrop
4-4	H	L	8-13	Western Carolina
4-6	A	W ⁽¹¹⁾	4-1	* Duke
4-7	A	W	11-5	* Duke
4-8	A	W	4-2	* Duke
4-10	A2	W	12-5	Furman
4-11	H	L	7-8	Georgia
4-13	H	W ⁽¹²⁾	7-6	* NC State
4-14	H	L	1-3	* NC State
4-15	H	L	3-6	* NC State
4-17	H	W	3-2	Charleston Southern
4-20	A	W	5-4	* Maryland
4-21	A	W	5-3	* Maryland ⁽¹⁾
4-21	A	W	7-2	* Maryland ⁽²⁾
4-24	H	L	7-10	Coastal Carolina
4-27	A	L ⁽¹³⁾	5-6	* Georgia Tech
4-28	A	W	13-7	* Georgia Tech
4-29	A	W	11-8	* Georgia Tech
5-5	H	W ⁽¹¹⁾	4-3	College of Charleston
5-6	H	W	13-7	College of Charleston
5-7	H	L	2-4	College of Charleston
5-8	H	W ⁽¹⁰⁾	9-8	Tennessee Tech
5-12	H	W	7-2	* Florida State
5-14	H	W	9-7	* Florida State ⁽¹⁾
5-14	H	L	5-9	* Florida State ⁽²⁾
5-15	H	W	9-2	Furman
5-17	A	L	2-5	* Wake Forest
5-18	A	L	1-2	* Wake Forest
5-19	A	L	0-7	* Wake Forest
5-24	N3	L	2-3	+ Virginia
5-25	N3	W	9-7	+ Florida State
5-26	N3	L	1-5	+ Georgia Tech
6-1	N4	W	11-3	\$ Coastal Carolina
6-2	A	L ⁽¹²⁾	4-5	\$ South Carolina
6-3	N4	W	5-3	\$ Coastal Carolina
6-3	A	L	3-4	\$ South Carolina

* - ACC game; + - ACC Tournament; \$ - NCAA Regional; N1 - Charleston, S.C.; N2,A2 - Greenville, S.C. (Fluor Field); N3 - Greensboro, N.C.; N4 - Columbia, S.C.

2013 (40-22 OVERALL; 18-12 ACC, 3rd (ATLANTIC))

Ranked No. 25 by USA Today				
Head Coach - Jack Leggett (20th Season)				
Date	Site	W-L	Score	Opponent
2-15	H	W	2-0	William & Mary
2-16	H	L	2-11	William & Mary
2-17	H	W	12-2	William & Mary
2-23	H	W	5-3	Wright State ⁽¹⁾
2-23	H	W	6-0	Wright State ⁽²⁾
2-24	H	W	7-0	Wright State
2-27	H	L ⁽¹¹⁾	2-3	Winthrop
3-1	H	L	0-6	South Carolina
3-2	N1	W	6-3	South Carolina
3-3	A	L	0-8	South Carolina
3-6	H	W	9-2	Wofford
3-8	A	W	10-5	* NC State
3-9	A	W	7-4	* NC State
3-10	A	L	1-4	* NC State
3-13	H	W	3-1	Charleston Southern
3-15	H	L ⁽¹¹⁾	5-6	* Virginia
3-16	H	W	7-6	* Virginia
3-17	H	L	5-8	* Virginia
3-19	H	W	10-5	Morehead State
3-20	H	W	5-2	Morehead State
3-22	H	W	7-0	* Duke
3-23	H	W	8-4	* Duke ⁽¹⁾
3-23	H	L	1-13	* Duke ⁽²⁾
3-26	A	W	9-1	Georgia

3-27	H	L	3-5	Georgia
3-30	A	L	3-10	* North Carolina
3-31	A	L	2-6	* North Carolina
4-1	A	W ⁽¹¹⁾	5-4	* North Carolina
4-3	H	W	4-1	Gardner-Webb
4-5	A	W	7-5	* Boston College
4-6	A	W	9-2	* Boston College
4-7	A	W	1-0	* Boston College
4-9	A	W	12-9	Western Carolina
4-10	H	W	5-4	Presbyterian
4-12	H	W	8-2	* Wake Forest
4-13	H	W	1-0	* Wake Forest
4-14	H	W ⁽¹¹⁾	6-4	* Wake Forest
4-19	A	W	1-0	* Miami (Fla.)
4-20	A	L	1-2	* Miami (Fla.)
4-21	A	L	1-7	* Miami (Fla.)
4-24	H	W	12-1	Western Carolina
4-26	H	W	11-3	* Georgia Tech ⁽¹⁾
4-26	H	W ⁽¹¹⁾	4-3	* Georgia Tech ⁽²⁾
4-27	H	L	9-14	* Georgia Tech
5-4	H	L	2-7	* Maryland
5-6	H	W	3-2	* Maryland ⁽¹⁾
5-6	H	W	9-5	* Maryland ⁽²⁾
5-8	A1	W	14-2	Furman ⁽¹⁾
5-8	A1	W	12-2	Furman ⁽²⁾
5-10	H	W	7-1	Georgia Southern
5-11	H	W	7-0	Georgia Southern
5-12	H	W	11-6	Georgia Southern
5-14	H	W	8-7	USC Upstate
5-16	A	W	8-2	* Florida State
5-17	A	L	1-2	* Florida State
5-18	A	L	1-6	* Florida State
5-22	N2	L	3-6	+ NC State
5-24	N2	L ⁽¹⁴⁾	7-12	+ North Carolina
5-25	N2	L	0-7	+ Miami (Fla.)
5-31	N3	L	3-8	\$ Liberty
6-1	N3	W	10-2	\$ Saint Louis
6-2	N3	L	1-3	\$ Liberty

* - ACC game; + - ACC Tournament; \$ - NCAA Regional; N1-A - Greenville, S.C. (Flour Field); N2 - Durham, N.C.; N3 - Columbia, S.C.

ALL-TIME RESULTS

5-2	H	W	8-0	James Madison
5-3	H	W	9-4	James Madison
5-4	N1	W	6-2	UNLV
5-5	H	W	5-2	UNLV
5-7	H	W	1-0	High Point
5-9	A	L	1-2	* Notre Dame
5-10	A	W	8-0	* Notre Dame
5-11	A	L	3-11	* Notre Dame
5-13	A1	W	7-2	Furman
5-15	H	W	8-4	* Boston College
5-16	H	L	1-3	* Boston College
5-17	H	W ⁽¹³⁾	10-9	* Boston College
5-21	N2	W	5-3	+ Duke
5-22	N2	W	3-2	+ Miami (Fla.)
5-23	N2	L	0-3	+ Georgia Tech
5-30	N3	L	1-18	\$ Oregon
5-31	N3	L	4-6	\$ Xavier

* - ACC game; + - ACC Tournament; \$ - NCAA

Regional; N1,A1 - Greenville, S.C. (Fluor Field);

N2 - Greensboro, N.C.; N3 - Nashville, Tenn.

2015 (32-29 OVERALL; 16-13 ACC, 4th (ATLANTIC))

Head Coach - Jack Leggett (22nd Season)

Date	Site	W-L	Score	Opponent
2-13	H	L	0-2	West Virginia
2-14	H	W	4-2	West Virginia
2-15	H	L	1-6	West Virginia
2-20	N1	W	10-1	Maine
2-21	N1	W ⁽¹⁴⁾	5-4	Maine ⁽¹⁾
2-21	N1	W	10-2	Maine ⁽²⁾
2-25	H	W	11-5	Wofford
2-27	H	W	11-4	South Carolina
2-28	N2	L	1-4	South Carolina
3-2	A	W	7-0	South Carolina
3-3	H	L	4-5	Winthrop
3-6	A	W	6-4	* NC State
3-7	A	L	3-8	* NC State
3-8	A	L	6-14	* NC State
3-11	N2	L	6-18	Michigan State
3-14	H	W	6-1	* Notre Dame ⁽¹⁾
3-14	H	L	6-11	* Notre Dame ⁽²⁾
3-15	H	L	1-5	* Notre Dame
3-17	A	L	5-9	Coastal Carolina
3-20	A	W ⁽¹⁰⁾	4-0	* Virginia Tech
3-21	A	W	15-8	* Virginia Tech
3-22	A	L ⁽¹²⁾	3-4	* Virginia Tech
3-24	A	W	19-2	Western Carolina
3-27	H	L	2-8	* Wake Forest
3-28	H	L	3-7	* Wake Forest
3-29	H	W	6-2	* Wake Forest
3-31	H	W	5-4	Furman
4-1	H	L	4-5	Presbyterian
4-3	H	W	5-2	* North Carolina
4-4	H	W ⁽¹¹⁾	5-4	* North Carolina
4-5	H	L	7-8	* North Carolina
4-7	H	L	2-3	Georgia
4-8	H	L ⁽¹⁰⁾	3-4	Charleston Southern
4-10	A	W	15-6	* Boston College
4-11	A	L	7-8	* Boston College
4-12	A	W	6-3	* Boston College
4-14	H	W	14-2	Western Carolina
4-15	H	W	7-5	Gardner-Webb
4-18	H	W	6-2	* Duke ⁽¹⁾
4-18	H	W	8-1	* Duke ⁽²⁾
4-21	A	L	0-7	Georgia
4-24	A	L	2-4	* Georgia Tech
4-25	A	W	11-3	* Georgia Tech
4-26	A	L ⁽¹⁰⁾	4-5	* Georgia Tech
5-2	H	W	9-1	* Louisville
5-3	H	L	3-5	* Louisville
5-4	H	L	5-9	* Louisville
5-5	A	L	9-17	Wofford
5-6	H	W	6-3	College of Charleston
5-8	H	W	13-5	Georgia Southern
5-9	H	W	5-4	Georgia Southern
5-10	H	L	4-7	Georgia Southern

* - ACC game; + - ACC Tournament; \$ - NCAA

Regional; N1,A1 - Greenville, S.C. (Fluor Field);

N2 - Durham, N.C.

2016 (44-20 OVERALL; 16-14 ACC, 4th (ATLANTIC))

ACC Champion

Ranked No. 15 by USA Today

Head Coach - Monte Lee (1st Season)

Date	Site	W-L	Score	Opponent
2-19	H	L	3-4	Maine
2-20	H	W	9-4	Maine
2-21	H	W	19-2	Maine
2-26	H	W	6-1	James Madison
2-27	H	W	10-1	James Madison
2-28	H	W	11-2	James Madison
3-1	H	W	7-0	Wofford
3-4	A	L	1-8	South Carolina
3-5	N1	W	5-0	South Carolina
3-6	H	W	4-1	South Carolina
3-9	H	W	4-3	Winthrop
3-11	A	L	4-6	* Wake Forest
3-12	A	W	6-5	* Wake Forest
3-13	A	W	13-8	* Wake Forest
3-15	A	W	12-1	The Citadel
3-16	A	W	5-4	The Citadel
3-18	H	W	6-2	* Boston College
3-19	H	W	6-1	* Boston College
3-20	H	W ⁽¹⁰⁾	3-2	* Boston College
3-22	H	W	8-4	Presbyterian
3-25	A	L	8-9	* Miami (Fla.)
3-26	A	L ⁽¹¹⁾	4-5	* Miami (Fla.)
3-27	A	L	5-10	* Miami (Fla.)
3-29	A1	W	9-7	Furman
3-30	A	W	10-8	Western Carolina
4-1	H	W	14-6	* Pittsburgh
4-2	H	L	5-15	* Pittsburgh
4-3	H	W	4-3	* Pittsburgh
4-5	A	W	11-6	Georgia
4-8	A	L	3-5	* Duke
4-9	A	W	3-2	* Duke
4-10	A	L	1-2	* Duke
4-12	H	W ⁽¹⁰⁾	7-6	Western Carolina
4-15	A	L	2-15	* Louisville
4-16	A	L	2-7	* Louisville
4-17	A	L	8-9	* Louisville
4-19	H	W	12-0	Georgia
4-22	H	W ⁽¹⁰⁾	8-7	* Georgia Tech
4-23	H	L	1-16	* Georgia Tech
4-24	H	L	5-7	* Georgia Tech
4-30	H	W	10-3	* Florida State
5-1	H	L	2-11	* Florida State
5-2	H	W	7-3	* Florida State
5-4	H	W ⁽¹¹⁾	7-6	Furman
5-6	H	W	10-5	* NC State
5-7	H	L	9-20	* NC State
5-8	H	W	2-1	* NC State
5-10	H	W	13-4	College of Charleston
5-11	H	L	4-11	College of Charleston
5-13	A	W	12-1	Georgia Southern
5-14	A	L	6-7	Georgia Southern
5-15	A	W	17-4	Georgia Southern
5-17	H	W	3-2	Charleston Southern

* - ACC game; + - ACC Tournament; \$ - NCAA

Regional; N1,A1 - Greenville, S.C. (Fluor Field);

N2 - Durham, N.C.

2017 (42-21 OVERALL; 17-13 ACC, 3rd (ATLANTIC))

Ranked No. 22 by USA Today

Head Coach - Monte Lee (2nd Season)

Date	Site	W-L	Score	Opponent
2-17	H	L	4-6	Wright State
2-18	H	W	6-2	Wright State
2-19	H	L	2-9	Wright State
2-22	H	W	11-5	Western Carolina
2-24	H	W ⁽¹³⁾	1-0	Elon
2-25	H	W	13-5	Elon
2-26	H	W	3-0	Elon
2-28	H	W	9-2	Wofford
3-3	H	L	0-2	South Carolina
3-4	N1	W	8-7	South Carolina
3-5	A	W ⁽¹¹⁾	5-3	South Carolina
3-8	N1	W	9-2	Michigan State

3-10	H	W	4-1	* Notre Dame
3-11	H	W	6-5	* Notre Dame
3-12	H	W	4-0	* Notre Dame
3-14	H	W	10-6	Yale
3-15	H	W	10-8	Yale
3-17	H	L	0-2	* Virginia
3-18	H	W	7-6	* Virginia
3-19	H	W	12-1	* Virginia
3-21	A	W	8-4	College of Charleston
3-24	A2	W	8-2	* Boston College
3-25	A2	W	1-0	* Boston College
3-26	A2	W	2-0	* Boston College
3-28	H	W	8-0	Furman
3-29	H	W ⁽¹¹⁾	6-5	Winthrop
3-31	A	W	11-6	* Georgia Tech
4-1	A	L	1-5	* Georgia Tech
4-2	A	W	13-6	* Georgia Tech
4-4	A	W	4-0	Georgia
4-7	H	W	12-1	* Virginia Tech
4-8	H	W	6-3	* Virginia Tech
4-9	H	W	8-3	* Virginia Tech
4-11	H	W ⁽¹¹⁾	6-5	Charleston Southern
4-15	A	W	12-10	* Florida State
4-16	A	L	3-7	* Florida State
4-17	A	L	6-7	* Florida State
4-19	H	W	9-7	Georgia
4-21	H	W	8-7	* Wake Forest
4-22	H	W	11-0	* Wake Forest ⁽¹⁾
4-22	H	L	3-8	* Wake Forest ⁽²⁾
4-25	H	W	7-2	College of Charleston
4-28	A	L	1-5	* North Carolina
4-29	A	L	4-5	* North Carolina
4-30	A	L ⁽¹⁰⁾	2-3	* North Carolina
5-6	H	W	5-2	Nevada
5-7	H	L	5-7	Nevada
5-8	H	W	9-4	Nevada
5-9	A1	W	10-5	Furman
5-12	H	L	2-4	* Louisville
5-13	H	L	4-6	* Louisville
5-14	H	L	4-6	* Louisville
5-16	H	W	11-8	Coastal Carolina
5-18	A	L	2-3	* NC State
5-19	A	L	10-12	* NC State
5-20	A	W	15-6	* NC State
5-23	N3	L	3-6	+ Duke
5-26	N3	L	2-10	+ Virginia
6-2	H	W	5-4	\$ UNC Greensboro
6-3	H	L	4-9	\$ Vanderbilt
6-4	H	W	6-3	\$ UNC Greensboro
6-4	H	W	6-0	\$ Vanderbilt
6-5	H	L	0-8	\$ Vanderbilt

* - ACC game; + - ACC Tournament; \$ - NCAA

Regional; N1,A1 - Greenville, S.C. (Fluor Field);

A2 - Kingston, R.I.; N3 - Louisville, Ky.

2018 (47-16 OVERALL; 22-8 ACC, 1st (ATLANTIC))

Ranked No. 12 by Perfect Game

Head Coach - Monte Lee (3rd Season)

Date	Site	W-L	Score	Opponent
2-16	H	W ⁽¹⁰⁾	5-4	William & Mary
2-17	H	W	7-6	William & Mary
2-18	H	W	2-1	William & Mary
2-20	H	W	12-4	Furman
2-23	H	W	12-1	DBU
2-24	H	W	9-1	DBU ⁽¹⁾
2-24	H	W	3-2	DBU ⁽²⁾
2-27	H	W ⁽¹⁰⁾	9-8	Winthrop
3-2	A	L	2-3	South Carolina
3-3	N1	W	5-1	South Carolina
3-4	H	W	8-7	South Carolina
3-6	H	W	6-3	Wofford
3-7	N1	W	9-7	Michigan State
3-9	H	W	3-2	* Georgia Tech
3-10	H	W	7-3	* Georgia Tech ⁽¹⁾
3-10	H	W	13-2	* Georgia Tech ⁽²⁾
3-13	H	W	5-0	Charleston Southern
3-16	H	L	0-4	* NC State
3-17	H	L	1-6	* NC State
3-18	H	L	4-5	* NC State
3-20	A	L	5-9	Coastal Carolina
3-23	A	W	3-1	* Louisville
3-25	A	W	4-3	* Louisville ⁽¹⁾
3-25	A	L	1-5	* Louisville ⁽²⁾
3-27	A1	W	10-5	Furman
3-29	H	W	10-2	* Boston College
3-30	H	W	9-4	* Boston College
3-31	H	W	8-3	* Boston College
4-3	H	W	6-1	Coastal Carolina
4-7	A	L	2-5	* Notre Dame

4-8	A	W	6-3	* Notre Dame ⁽¹⁾
4-8	A	W	5-2	* Notre Dame ⁽²⁾
4-10	N2	L	3-6	Georgia
4-13	H	L ⁽¹²⁾	11-12	* Miami (Fla.)
4-14	H	L	1-6	* Miami (Fla.) ⁽¹⁾
4-14	H	W	8-3	* Miami (Fla.) ⁽²⁾
4-17	A	L	1-6	Georgia
4-20	A	W	7-5	* Wake Forest
4-21	A	W	4-3	* Wake Forest
4-22	A	W	9-4	* Wake Forest
4-24	H	W	9-4	Kennesaw State
4-25	H	W	14-4	Presbyterian
4-27	A	W	3-2	* Virginia
4-28	A	W	5-4	* Virginia
4-29	A	W	9-8	* Virginia
5-5	H	L ⁽¹³⁾	2-3	* Florida State
5-6	H	W	12-7	* Florida State
5-7	H	W	5-4	* Florida State
5-9	H	W	10-8	Western Carolina
5-11	H	L	3-6	Austin Peay
5-12	H	W	10-1	Austin Peay
5-13	H	W ⁽¹¹⁾	3-2	Austin Peay
5-15	A	W	7-2	Kennesaw State
5-17	A	W	16-6	* Pittsburgh
5-18	A	W	4-1	* Pittsburgh
5-19	A	W	5-0	* Pittsburgh
5-23	N3	W ⁽⁷⁾	21-4	+ Notre Dame
5-24	N3	W	7-1	+ Miami (Fla.)
5-26	N3	L	4-5	+ Florida State
6-1	H	W ⁽¹⁰⁾	4-3	\$ Morehead State
6-2	H	L	3-4	\$ Vanderbilt
6-3	H	W	9-8	\$ St. John's
6-3	H	L	6-19	\$ Vanderbilt

* - ACC game; + - ACC Tournament; \$ - NCAA

Regional; N1,A1 - Greenville, S.C. (Fluor Field);

N2 - North Augusta, S.C.; N3 - Durham, N.C.

2019 (35-26 OVERALL; 15-15 ACC, 4th (ATLANTIC))

Head Coach - Monte Lee (4th Season)

Date	Site	W-L	Score	Opponent
2-15	H	W	6-2	South Alabama
2-16	H	W	7-2	South Alabama ⁽¹⁾
2-16	H	L	3-4	South Alabama ⁽²⁾
2-18	H	W	7-6	Charlotte
2-23	H	W	8-6	VMI ⁽¹⁾
2-23	H	W	8-2	VMI ⁽²⁾
2-24	H	W	11-6	VMI
2-26	H	W	14-3	East Tennessee State
3-1	H	L	4-5	South Carolina
3-2	N1	W	11-5	South Carolina
3-3	A	L	3-14	South Carolina
3-5	A1	W	3-1	Furman
3-9	H	W	3-2	* North Carolina ⁽¹⁾
3-9	H	W	17-3	* North Carolina ⁽²⁾
3-10	H	W	5-4	* North Carolina
3-13	H	W	8-5	Coastal Carolina
3-15	H	L	2-9	* Notre Dame
3-16	H	W	5-1	* Notre Dame
3-17	H	L ⁽¹⁰⁾	2-4	* Notre Dame
3-19	H	W	13-1	College of Charleston
3-20	N2	W	4-1	College of Charleston
3-22	A	W	8-1	* Boston College
3-23	A	W	9-5	* Boston College
3-24	A	L	2-3	* Boston College
3-26	A3	W	8-5	Charlotte
3-29	A	W	6-4	* Virginia Tech
3-30	A	W	14-1	* Virginia Tech
3-31	A	W	12-9	* Virginia Tech
4-2	H	L	3-5	Georgia
4-5	H	W	5-1	* Louisville
4-6	H	W	6-3	* Louisville
4-7	H	L ⁽¹¹⁾	4-7	* Louisville
4-10	H	W	2-0	Furman
4-12	A	L	2-6	* Florida State
4-13	A	L	2-16	* Florida State
4-14	A	L	4-6	* Florida State
4-16	A	L ⁽²⁰⁾	2-3	Georgia
4-19	H	L	8-9	* Duke
4-20	H	L	3-5	* Duke
4-21	H	L	8-9	* Duke
4-23	H	L	6-8	Winthrop
4-24	H	W	7-4	Tennessee Tech
4-26	A	L	7-8	* Georgia Tech
4-27	A	L	8-13	* Georgia Tech
4-28	A	W	11-7	* Georgia Tech
5-4	H	W	10-2	Gardner-Webb
5-5	A4	L	7-9	Gardner-Webb
5-7	H	L	7-8	Presbyterian
5-8	H	W	17-3	The Citadel

ALL-TIME RESULTS

5-10	A	L	1-6	* NC State
5-11	A	W ⁽¹⁰⁾	4-3	* NC State
5-12	A	L	3-8	* NC State
5-14	A	W	14-3	Coastal Carolina
5-16	H	W	4-3	* Wake Forest
5-17	H	W	10-9	* Wake Forest
5-18	H	L	5-14	* Wake Forest
5-21	N5	L ⁽¹¹⁾	5-7	+ Boston College
5-23	N5	W	7-1	+ Louisville
5-31	N6	W	8-4	\$ Illinois
6-1	A	L	1-6	\$ Ole Miss
6-2	N6	L	2-9	\$ Jacksonville State

* - ACC game; + - ACC Tournament; \$ - NCAA Regional; N1, A1 - Greenville, S.C. (Fluor Field); N2 - Columbia, S.C.; A3 - Charlotte, N.C. (BB&T Ballpark); A4 - Shelby, N.C.; N5 - Durham, N.C.; N6 - Oxford, Miss.

2020 (14-3 OVERALL; 3-0 ACC)

Ranked No. 19 by Perfect Game

Head Coach - Monte Lee (5th Season)

Date	Site	W-L	Score	Opponent
2-14	H	W	5-3	Liberty
2-15	H	W	1-0	Liberty
2-16	H	W	6-2	Liberty
2-19	H	W	3-2	Furman
2-21	H	W	2-0	Stony Brook
2-22	H	W ⁽¹⁰⁾	1-0	Stony Brook
2-23	H	W	3-1	Stony Brook
2-25	H	L	3-5	East Tennessee State
2-28	A	W	7-1	South Carolina
2-29	N1	L	5-8	South Carolina
3-1	H	W	5-2	South Carolina
3-4	H	L	2-11	College of Charleston
3-6	H	W	4-3	* Boston College
3-7	H	W	12-5	* Boston College
3-8	H	W	7-6	* Boston College
3-10	H	W	12-0	Presbyterian
3-11	H	W ⁽¹¹⁾	3-2	Winthrop

* - ACC game; N1 - Columbia, S.C. (Segra Park); Note: Season suspended March 12 and later canceled due to a coronavirus (COVID-19) pandemic.

2021 (25-27 OVERALL; 16-20 ACC, 5th ATLANTIC)

Head Coach - Monte Lee (6th Season)

Date	Site	W-L	Score	Opponent
2-19	H	W	5-0	Cincinnati
2-20	H	W	5-2	Cincinnati
2-21	H	W ⁽¹⁰⁾	8-7	Cincinnati
2-27	N1	L ⁽¹¹⁾	2-3	South Carolina
2-28	A	L	7-8	South Carolina
3-2	H	W	7-3	East Tennessee State
3-5	H	W	13-7	* Notre Dame
3-6	H	L	1-3	* Notre Dame
3-7	H	L	2-3	* Notre Dame
3-9	H	L	2-12	USC Upstate
3-12	A	L	3-8	* North Carolina
3-13	A	L	4-5	* North Carolina
3-14	A	L	3-5	* North Carolina
3-16	H	W	7-2	Georgia State
3-19	H	W	8-2	* Virginia Tech
3-20	H	L	3-11	* Virginia Tech
3-21	H	W	4-2	* Virginia Tech
3-23	N2	W	6-4	Georgia Southern
3-26	A	W	16-12	* Boston College
3-27	A	W ⁽¹⁰⁾	9-3	* Boston College ⁽¹⁾
3-27	A	W	7-2	* Boston College ⁽²⁾
3-30	H	L	0-2	Georgia
4-2	A	W	10-6	* NC State
4-3	A	W	9-3	* NC State
4-4	A	L	5-9	* NC State
4-9	H	W	6-1	* Virginia
4-10	H	L	4-8	* Virginia
4-11	H	L	5-6	* Virginia
4-13	H	L	6-13	College of Charleston
4-16	A	L	3-12	* Miami (Fla.)
4-17	A	L	2-10	* Miami (Fla.)
4-18	A	L	2-3	* Miami (Fla.)
4-20	A	L	7-8	Georgia
4-23	H	W	5-2	* Wake Forest
4-25	H	W	6-4	* Wake Forest ⁽¹⁾
4-25	H	W	3-2	* Wake Forest ⁽²⁾
4-30	H	W	11-3	* Louisville
5-1	H	W	5-4	* Louisville
5-2	H	W	15-5	* Louisville
5-5	H	W	9-2	USC Upstate
5-7	A	L	1-6	* Georgia Tech
5-8	A	L	5-6	* Georgia Tech

5-9	A	L	8-9	* Georgia Tech
5-11	H	W	7-2	South Carolina
5-14	A	L	3-8	* Florida State
5-15	A	W	9-5	* Florida State
5-16	A	L	6-9	* Florida State
5-20	H	L	1-5	* Duke
5-21	H	L	8-14	* Duke
5-22	H	L	2-4	* Duke
5-25	N3	L	10-15	+ Louisville
5-26	N3	W	11-5	+ Georgia Tech

* - ACC game; + - ACC Tournament; N1 - Greenville, S.C.; N2 - North Augusta, S.C.; N3 - Charlotte, N.C.

2022 (35-23 OVERALL; 13-16 ACC, 6th ATLANTIC)

Head Coach - Monte Lee (7th Season)

Date	Site	W-L	Score	Opponent
2-18	H	W	9-0	Indiana
2-19	H	W	19-4	Indiana
2-20	H	W ⁽¹⁰⁾	5-4	Indiana
2-22	H	W	2-1	College of Charleston
2-25	H	W	6-1	Hartford
2-26	H	W	13-3	Hartford ⁽¹⁾
2-26	H	W	28-3	Hartford ⁽²⁾
3-1	H	W	8-5	USC Upstate
3-4	A	W	3-2	South Carolina
3-5	N1	W	10-2	South Carolina
3-6	H	W	5-2	South Carolina
3-9	N2	W	4-2	Michigan State
3-11	H	W	9-6	Northeastern
3-12	H	W	10-4	Northeastern
3-13	H	L	3-5	Northeastern

3-15	H	L	1-6	Georgia State
3-18	H	L	4-11	* Miami (Fla.)
3-19	H	L	1-4	* Miami (Fla.)
3-20	H	W	20-5	* Miami (Fla.)
3-22	H	L	7-16	Coastal Carolina
3-23	H	W	10-2	Winthrop
3-25	A	L	0-8	* Pittsburgh ⁽¹⁾
3-25	A	L	7-10	* Pittsburgh ⁽²⁾
3-29	A	W	9-3	Winthrop
4-1	H	W	14-3	* NC State
4-2	H	L	2-5	* NC State
4-3	H	L	7-9	* NC State
4-5	H	W	4-3	Georgia
4-8	A	L	1-4	* Notre Dame
4-9	A	L	1-8	* Notre Dame
4-10	A	L	3-9	* Notre Dame
4-12	N2	W	11-2	USC Upstate
4-15	A	W	1-0	* Wake Forest
4-16	A	L ⁽¹⁰⁾	9-12	* Wake Forest
4-17	A	W	10-8	* Wake Forest
4-19	A	W	8-4	Georgia
4-20	H	W	12-2	East Tennessee State
4-22	H	W	6-4	* Florida State
4-23	H	L	3-4	* Florida State
4-24	H	W	8-5	* Florida State
4-26	H	W	12-3	Presbyterian
4-27	H	W	17-4	Wofford
4-29	A	L	2-7	* Louisville
4-30	A	L	8-10	* Louisville
5-1	A	L	15-18	* Louisville
5-6	H	W	9-3	* Georgia Tech
5-7	H	W	12-9	* Georgia Tech

5-8	H	W	14-2	* Georgia Tech
5-10	N1	L	5-7	College of Charleston
5-13	A	L	6-11	* Virginia
5-15	A	W	8-2	* Virginia ⁽¹⁾
5-15	A	L	3-6	* Virginia ⁽²⁾
5-17	A	L	2-17	Coastal Carolina
5-19	H	W	15-1	* Boston College
5-20	H	W	6-2	* Boston College
5-21	H	W	5-0	* Boston College
5-24	N3	L	2-9	+ North Carolina
5-26	N3	L	6-18	+ Virginia Tech

* - ACC game; + - ACC Tournament; N1 - Columbia, S.C. (Segra Park); N2 - Greenville, S.C.; N3 - Charlotte, N.C.

2023 (44-19 OVERALL; 20-10 ACC, 2nd ATLANTIC)

ACC Champion

Ranked No. 15 by Baseball America

Head Coach - Erik Bakich (1st Season)

Date	Site	W-L	Score	Opponent
2-17	H	W	11-3	Binghamton
2-18	H	W	3-2	Binghamton
2-19	H	W	19-1	Binghamton
2-21	H	W	9-5	Charlotte
2-24	H	L	2-4	UCF
2-25	H	L	7-10	UCF
2-26	H	L	6-13	UCF
2-28	N1	L	3-6	USC Upstate
3-3	H	W	5-2	South Carolina
3-4	N1	L	9-11	South Carolina
3-5	A	L	1-7	South Carolina
3-7	H	W	4-1	East Tennessee State
3-8	H	W	5-3	Presbyterian
3-10	H	W	9-8	Georgia State
3-11	H	W	10-2	Georgia State ⁽¹⁾
3-11	H	W	10-7	Georgia State ⁽²⁾
3-14	H	W	4-3	College of Charleston
3-18	H	L	2-3	* Duke ⁽¹⁾
3-18	H	W	14-9	* Duke ⁽²⁾
3-19	H	L	8-11	* Duke
3-21	H	W	8-5	Winthrop
3-22	A	W	6-2	Kennesaw State
3-24	A	L ⁽¹¹⁾	3-4	* Georgia Tech
3-25	A	L	3-16	* Georgia Tech
3-26	A	W	14-5	* Georgia Tech
3-28	N2	W	10-3	College of Charleston
3-30	H	L	3-8	* Wake Forest
3-31	H	L	3-4	* Wake Forest
4-1	H	L	5-6	* Wake Forest
4-4	H	W ⁽⁷⁾	16-6	Coastal Carolina
4-6	A	L	1-5	* Florida State
4-7	A	W	8-1	* Florida State
4-8	A	W	6-2	* Florida State
4-11	A	W	8-1	Georgia
4-14	H	L	4-10	* Notre Dame
4-15	H	W	5-1	* Notre Dame
4-16	H	W	6-4	* Notre Dame
4-18	H	L	4-5	Georgia
4-21	A	W	10-2	* NC State
4-22	A	W	9-7	* NC State
4-23	A	W	8-5	* NC State
4-25	H	W ⁽⁷⁾	15-5	Kennesaw State
4-28	A	W	9-7	* Boston College ⁽¹⁾
4-28	A	L	1-3	* Boston College ⁽²⁾
4-29	A	W	6-3	* Boston College
5-5	H	W	6-3	* Louisville
5-6	H	W	4-3	* Louisville
5-7	H	W	7-3	* Louisville
5-10	A	W	13-6	Coastal Carolina
5-12	A	W	15-4	* Virginia Tech
5-13	A	W	9-8	* Virginia Tech
5-14	A	W	9-6	* Virginia Tech
5-16	H	W ⁽⁸⁾	12-2	USC Upstate
5-18	H	W	14-7	* North Carolina
5-19	H	W	5-4	* North Carolina
5-20	H	W	3-1	* North Carolina
5-24	N3	W	14-5	+ Virginia Tech
5-26	N3	W	4-1	+ Boston College
5-27	N3	W	10-4	+ North Carolina
5-28	N3	W	11-5	+ Miami (Fla.)
6-2	H	W	12-5	\$ Lipscomb
6-3	H	L ⁽¹⁴⁾	5-6	\$ Tennessee
6-4	H	L	2-3	\$ Charlotte

* - ACC game; + - ACC Tournament; \$ - NCAA Regional; N1 - Greenville, S.C.; N2 - Columbia, S.C.; N3 - Durham, N.C.

Note: Clemson home games in **bold**.



BLAKE WRIGHT WENT 4-FOR-4 WITH TWO HOMERS, THREE RBIs AND THREE OF CLEMSON'S 11 STEALS IN ITS 11-3 WIN OVER BINGHAMTON IN THE 2023 SEASON OPENER ON FEB. 17.

LAST TIME IT HAPPENED (INDIVIDUAL)

3 HOME RUNS BY 1 PLAYER

Clemson - It had been three years since a Tiger had hit three home runs in one game, but **Caden Grice** pulled the trick against Louisville at Doug Kingsmore Stadium on April 30, 2021 in a game the Tigers won 11-3. He went 3-for-5 with three home runs and eight RBIs in the game. He hit a grand slam in the first inning, a solo homer in the third inning and a three-run home run in the fifth inning.

Opponent - Georgia State shortstop **Griffin Cheney** hit three home runs and totaled four RBIs against the Tigers at Doug Kingsmore Stadium on March 15, 2022. **Cheney** hit a two-run homer in the first inning. In the third inning, **Cheney** hit a solo home run, then he belted a solo home run in the eighth inning. The Panthers won the contest 6-1.

4 HITS BY 3 PLAYERS

Clemson - **Sam Hall** went 4-for-6 with two doubles, four RBIs and three runs, **Grayson Byrd** went 4-for-5 with a double, five RBIs and two runs and **Bryar Hawkins** went 4-for-5 with a homer, three RBIs and three runs in Clemson's 17-3 win over No. 3 North Carolina at Doug Kingsmore Stadium in the second game of a doubleheader on March 9, 2019. It was the first time since 2003 and second time since 1985 a Tiger trio accomplished the feat.

Opponent - Georgia Tech accomplished this feat for the first time by a Tiger opponent in 13 years on April 18, 2010 in Atlanta. Three Yellow Jackets had at least four hits in the 11-3 win over Clemson. **Jeff Rowland** had four hits, three RBIs and three runs, **Tony Plagman** had four hits, two RBIs and two runs, and **Jacob Esch** had four hits, one RBI and two runs.

5 HITS BY 1 PLAYER

Clemson - **Cam Cannarella** went 5-for-6 with two doubles, two RBIs and three runs in Clemson's 14-9 win over Duke at Doug Kingsmore Stadium in the second game of a doubleheader on March 18, 2023.

Opponent - **Patrick Frick** of Wake Forest went 5-for-6 with two RBIs against the Tigers at Doug Kingsmore Stadium on May 18, 2019 in the Demon Deacons' 14-5 win.

5 HITS BY 2 PLAYERS

Clemson - **Cam Cannarella** and **Cooper Ingle** became the first Tiger duo to accomplish the feat since 1982, as Cannarella went 5-for-6 with four runs and Ingle went 5-for-6 with a homer, double, four RBIs and two runs in Clemson's 9-8 win over Georgia State at Doug Kingsmore Stadium on March 10, 2023.

Opponent - South Carolina's **Derick Urquhart** totaled five hits and **Ryan Bordenick** added six hits, as the Gamecocks defeated Clemson by a score of 38-16 in Columbia, S.C., on April 23, 1997. It was the first time since 1980 that two opposing players accomplished this feat.

BACK-TO-BACK HOME RUNS

Clemson - **Blake Wright** and **Max Wagner** hit back-to-back solo homers with two outs in the first inning against Florida State at Doug Kingsmore Stadium on April 23, 2022.

Opponent - **Caleb Ketchup** and **Alex Vergara** of Lipscomb hit back-to-back-to-back homers to lead off the fifth inning in Clemson's 12-5 win in the Clemson Regional at Doug Kingsmore Stadium on June 2, 2023.

CYCLE BY 1 PLAYER

Clemson - **Gary Burnham** performed the feat at UT Arlington on Feb. 18, 1995. **Burnham** had a double in the first inning, a triple in the third, walked in the fifth, struck out in the sixth, hit a three-run homer in the seventh and completed the cycle with a single in the ninth inning. He added four RBIs and scored four runs.

Opponent - **Chris Pittaro** of North Carolina in Chapel Hill on March 21, 1981 had a double in the first, a single in the second, a home run in the third and a triple in the sixth, along with two RBIs. North Carolina defeated the Tigers by a score of 10-7.

GRAND SLAM

Clemson - **Billy Amick** hit a grand slam with two outs in the eighth inning in Clemson's 12-5 win over Lipscomb in the Clemson Regional at Doug Kingsmore Stadium on June 2, 2023.

Opponent - **Dale Thomas** of Coastal Carolina hit a grand slam at Conway, S.C. on May 17, 2022. The grand slam came with no outs in the fourth inning in a game Coastal Carolina won 17-2.

INSIDE-THE-PARK HOME RUN

Clemson - **Bryce Teodosio** hit a solo inside-the-park home run with two outs in the sixth inning in Clemson's 11-5 win against Georgia Tech in the ACC Tournament at Charlotte, N.C. on May 26, 2021.

Opponent - N/A

NO-HITTER

Clemson - Five Tigers combined to pitch Clemson's first no-hitter in 25 years in the Tigers' 14-0 win over USC Upstate at Doug Kingsmore Stadium on March 18, 2009. **Justin Sarratt**, **Scott Weismann**, **Kyle Deese**, **Tomas Cruz** and **Matt Vaughn** combined to allow just two baserunners and faced only one batter over the minimum.

Opponent - Auburn's **Dana Becton** and **Ken Deriso** combined to no-hit Clemson for the first time in almost 16 years on March 11, 1979 at Auburn. **Becton** pitched the first six innings and struck out seven batters, while **Deriso** hurled the last three innings and struck out four batters. Clemson lost the game by a score of 10-1, as the Tigers scored a run on two errors and a passed ball.



CAM CANNARELLA (PICTURED) AND COOPER INGLE BOTH HAD FIVE HITS IN CLEMSON'S WIN OVER GEORGIA STATE ON MARCH 10, 2023. THEY BECAME THE FIRST TIGER DUO TO ACCOMPLISH THE FEAT IN 41 YEARS.

SHUTOUT BY 1 PITCHER

Clemson - **Tyler Jackson** pitched a shutout when he blanked Vanderbilt at Doug Kingsmore Stadium on June 4, 2017. He allowed two hits and one walk with three strikeouts in the Tigers' 6-0 win.

Opponent - **Andrew Suarez** of Miami (Fla.) went the distance against Clemson at Coral Gables, Fla., on April 21, 2013. He allowed six hits with five strikeouts in a game Miami won 7-0.

TRIPLE PLAY

Clemson - Clemson completed its first triple play in 24 years against George Mason on Feb. 26, 1995 at Doug Kingsmore Stadium. **Mark Watson** gave up a leadoff walk to **Joey Goodwin** in the fourth inning, followed by a single by **Ron Pennell**. **Brendan Pickett** hit a line shot to first baseman **David Miller**, who stepped on first to double off **Pennell** and threw to **Seth Brizek** at second, and the throw beat **Goodwin** for the third out. The Tigers won 9-3.

Opponent - **Dan Griffin**, **Matt Robinson** and **Rick Figueredo** of Florida State combined for a triple play on March 2, 1983 in Tallahassee. After **Bob Paulling** singled and **Craig Roberson** walked to open the second inning, **Jamie Swanner** grounded to **Griffin**, who forced **Paulling** at third. **Griffin** threw to **Robinson**, forcing **Roberson** at second, and **Robinson** relayed to **Figueredo** at first for the putout on **Swanner**. The teams tied 3-3 in 10 innings.

WALKOFF HOME RUNS

Player	Opponent (Date)	Score	RBI
Bill Barnett	Furman (4-22-1953)	13-12	1
Calvin Weeks	East Tennessee State (3-15-1969)	5-4	1
Mike Ward	Virginia Tech (3-21-1969)	5-4	1
Billy Weems	Toledo (3-24-1977)	5-3	2
Bill Foley	Ole Miss (5-20-1977)	8-7	1
Robbie Allen	Wake Forest (3-14-1980)	5-4	1
Jimmy Key	Wake Forest (4-24-1981)	6-5	1
Chuck Baldwin	Alabama (4-2-1985)	5-4	1
Brian Kowitz	Georgia (2-25-1988)	13-12	1
Joe DeBerry	Ohio (3-20-1990)	6-4	2
Billy McMillon	Columbus (3-30-1991)	2-1	1
Chad Phillips	Missouri State (3-20-1993)	5-4	1
Seth Brizek	NC State (4-8-1994)	10-8	2
Doug Livingston	Coastal Carolina (3-2-1996)	8-7	3
Eric DeMoura	North Carolina (5-6-1997)	5-4	3
Jeff Baker	Winthrop (4-3-2002)	6-4	2
Michael Johnson	East Tennessee State (4-23-2003)	6-3	3
Brad McCann	Georgia Tech (4-25-2003)	9-7	3
Tyler Colvin	Oral Roberts (6-9-2006)	11-8	4
Doug Hogan	Georgia Tech (4-27-2007)	3-2	1
Jeff Schaus	Coastal Carolina (4-21-2009)	5-3	4
Richie Shaffer	Tennessee Tech (5-8-2012)	9-8	1
Jon McGibbon	Florida State (5-25-2012)	9-7	3
Steven Duggar	Wake Forest (4-14-2013)	6-4	2
Kevin Bradley	USC Upstate (5-14-2013)	8-7	3
Seth Beer	Boston College (3-20-2016)	3-2	1
Jordan Greene	Florida State (5-7-2018)	5-4	1
Grayson Byrd	Austin Peay (5-13-2018)	3-2	1
Logan Davidson	North Carolina (3-10-2019)	5-4	2
Alex Urban*	Georgia Southern (3-23-2021)	6-4	2
Davis Sharpe	Wake Forest (4-25-2021) ⁽¹⁾	6-4	2
Billy Amick	Georgia State (3-10-2023)	9-8	4
Cam Cannarella	Winthrop (3-21-2023)	8-5	3

* - pinch-hit home run

2023 ACC CHAMPIONS

